

















The logo for the brand 'insē' is displayed in white lowercase letters on a blue rectangular background.

S6T/S6P Pro

Quick-start Guide

Thank you for giving us the opportunity to accompany you.

If you have any questions or suggestions, please feel free to tell us.

| Item | S6T | S6P Pro | |
|---|-----------------------------|---------|----|
|  | Main Motor | X1 | X1 |
|  | Retractable Metal Tube | X1 | X1 |
|  | Flexible Hose | X1 | X1 |
|  | Motorized Cleaner Head | X1 | X1 |
|  | Stiff Roller Brush | X1 | X1 |
|  | Soft Roller Brush | X1 | X1 |
|  | Power Adaptor | X1 | X1 |
|  | Battery Pack | X1 | X2 |
|  | Wall Bracket | X1 | X1 |
|  | Mini Motorized Cleaner Head | X1 | X1 |
|  | 2-in-1 Brush | X1 | X1 |
|  | Long Crevice | X1 | X1 |
|  | HEPA | X1 | X1 |
|  | 2-in-1 Cleaning Gadget | X1 | X1 |
|  | User Manual | X1 | X1 |
|  | Quick-start Guide | X1 | X1 |

Combination



Clik



The flexible hose is not electric, so it cannot function when being connected with a motorized attachment.





Tips

Below are some tips to help you better maintain your vacuum cleaner:

1. Please make sure to use the original adapter, and the battery may be fully charged for 5-6 hours.



2. Please clean the metal tube and the motorized cleaner head regularly, in case of clogging and tangled.



3. Please check and clean the High-efficiency filter/HEPA regularly. We kindly recommend exchanging the HEPA according to your use frequency.



Please Notice:

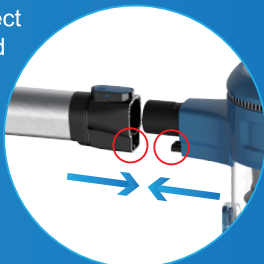
If they are too dirty, you could wash the metal filter and the black mesh with cool water; Use the cleaning tool to remove the dust from the HEPA surface; Please do not bend or squeeze the HEPA.



4. Please empty the trash in the dust cup and make sure the amount of garbage is not over 80% of the dust cup.



5. We suggest when you connect the vacuum host & motorized brush with the metal tube, please make sure the metal pins and the holes have perfectly corresponded. When they don't fully correspond, please do not push hard.





INSE'S STORY

INSE is a company focusing on the research and development and brand building of household appliances such as Robot Vacuum Cleaners, Corded/Cordless Vacuum Cleaners, etc.

12 years ago, Harry Lee's mother was sweeping the ground with a broom painstakingly, while there was still much dust floating in the air, making her cough a lot. The 25-year-old youngster Harry was wondering, how awesome it would be if everyone could own an affordable vacuum cleaner that could be friendly to asthmatic people. This fancy becomes vivid in his blueprint. For this decade, Harry and his workmates tested and developed a lot of new products, and finally, he does all of his best to make all this come true. He and his team start a business in 2020 and within a year, INSE vacuum cleaners have become more and more common in several countries. It is a newcomer with great potential in the housewares industry and swiftly carves out a significant market share.

INSE is always devoted to providing our INSE customers with satisfactory products and quality services. In modern families with a busy pace of life, INSE continuously creates innovative products one by one to help people enjoys an easier life with fewer costs.

Although we have achieved certain results, we still cannot do without your support on the road to future development. Your trust and support are the powerful driving for our progress.