




Friends

BEYOND

MEASURE



Friends Beyond Measure explores the world of infographics: maps, diagrams, graphs, timelines, and so much more! Through charts and illustrations, infographics designer Lalena Fisher explores the touching friendship of Ana and Harwin and how they work through their emotions when one learns the other is moving far away.



VENN DIAGRAM

Overlapping circles showing what different things have in common

You can draw or write your interests in one circle and a friend's in the other and put your common interests in the middle. Or show how dogs and cats, or cheeseburgers and pizza, are similar and different. You can even try it with three or four animals or foods.



MAP

Diagram showing where things are located

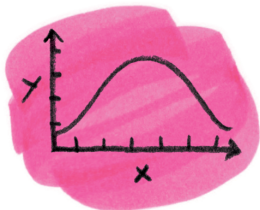
Create a map of your home or school. Or draw the route you take to a friend's house, the park, or school. Don't forget to fill in fun details showing favorite spots, notable landmarks, or people in action!



BAR CHART

Set of skinny rectangles whose lengths show different values


At lunch, tally how many classmates eat fruit, vegetables, protein, grains, dairy, and dessert (kids can get counted multiple times). Draw bars on an axis to show the results — which food groups were eaten the most?



LINE CHART

Coordinate chart that has a line connecting all the data points

Count the students present in class each day for a week. Or for one day, chart the outside temperature every hour you are in school. Is there a trend? What can you predict for the next day or week?



PIES and WAFFLES and STACKED (snack?) BARS

Ways to show parts of a whole

For one day, keep track of your time spent sleeping, eating, learning, playing, etc., and round each total to the nearest hour. Draw a stack or row of 24 squares, one for each hour, into a long bar. Choose a different color to represent each activity and fill in the number of hours. Did your time spent on anything surprise you? You can make fractions too!

Teachers and Librarians! Lalena would love to see what your students create!
If you're comfortable sharing on your favorite social media platform, please tag her at
@lalenafisherillustration (Instagram and TikTok), @lalenafisher (Twitter), or @lalenalab (Facebook).

