



# I Can Read!

Where the story Begins

# Beginning Literacy Kit



[www.icanread.com](http://www.icanread.com)

**HARPER**

An Imprint of HarperCollinsPublishers



Art © R. W. Alley, Pat Schories, VBK, Co., Rob Scotton, the Estate of Arnold Lobel  
Permission to reproduce and distribute this page has been granted by the copyright holder, HarperCollins Publishers. All rights reserved.

# READING TIPS

Help your child develop a love for reading with these tips!



- **Reading can be done throughout the day.**

Leave books in the car or take them outside on a nice day. Read cereal boxes, menus, recipes, and road signs together. It's all good reading practice—and it shows children that words are everywhere!

- **Spend time with all kinds of books.**

All kinds of books should be available for your child, including beloved books that you have read many times together, books that are perfect for reading now, and books that are considered “someday books” for the future.

- **Choose reading challenges.**

Nervous about your children biting off more than they can chew? Don't be—children can often get enough information from the images alone to make for an interesting and satisfying read.

- **Make reading a fun activity!**

Go to bookstores and take time to browse the shelves together. Get your child a library card at your local branch and get to know your librarians.

- **Have books everywhere!**

Have interesting books in your house, car, office, and any place you and your child spend time together.

- **Use new vocabulary words as often as you can!**

Sing songs together, make up funny rhymes, play board games, and dress up and pretend to be someone else. All of these activities help children learn about language and become confident language users.



- **Read consistently and frequently.**

Reading is like any other lifelong practice: you don't have to maintain a particular level of intensity—you just have to do it often enough to develop the habit.

- **Lead by example and get caught reading.**

Make sure your child knows that you read for fun and for information. Model this behavior consistently and often, and talk about what you're doing as you do it.

- **Encourage your child to express opinions.**

Using language and reasoning to support their beliefs helps young readers learn why they like or dislike something. Knowing why helps them better understand their decisions.

- **Read together often.**

Let your child enjoy listening to you read, reading along with you, echoing what you just read, or alternating reading words, lines, or pages with you.





# Reading Chart



Name: \_\_\_\_\_

Week of:	BOOK TITLE	AMOUNT OF TIME	NUMBER OF PAGES READ
Monday			
Tuesday			
Wednesday			
Thursday			
Friday			
Saturday			
Sunday			







# Matching

## Pete the Cat

What does Pete the Cat like to have in his big lunch?  
Match the images with their names below to find out!



A.




B.



C.



D.



E.



F.



1. Bread

2. Banana

3. Apple

4. Hot Dogs

5. Crackers

6. Cheese

# Rhyming

## Biscuit

Biscuit thinks rhyming is so clever and fun!  
Help him think of some rhymes for the words below.

1. Dog

---

5. Bone

---

2. Friend

---

6. Bowl

---

3. Pup

---

4. Dish

---



Possible Answers: 1. frog; 2. spend; 3. cup; 4. wish; 5. stone; 6. roll



# Word Scramble

## DANNY AND THE DINOSAUR

Danny and the dinosaur have many fun adventures together, but they have mixed up a few words! Can you help them unscramble the words below?

1. smmuue \_\_\_\_\_


2. Itia \_\_\_\_\_

3. apcm \_\_\_\_\_

4. odasinru \_\_\_\_\_

5. fisdnre \_\_\_\_\_

6. ksicrt \_\_\_\_\_



# Build Your Library!

Below are books that can help build your library.  
Check off the ones you already have!

