

BATHROOM COLLECTIONS

LIST PRICE BOOK

Residential & Commercial Product Lines

Consistent Availability on Quality Products



V1.24 LIST PRICE BOOK SANITARYWARE



LIST PRICE BOOK TABLE OF CONTENTS

PRODUCT QUICK REFERENCEi

SANITARYWARE

TOILETS

Premium	1
Performance	5
Economical	14
Complete Toilet Kits	20

LAVATORIES

Above Counter Vessels	22
Drop-In	24
Pedestal.....	26
Undercounter	28

COMMERCIAL

Elementary Toilet.....	30
Flushometer Toilets	31
Urinals	33
Wall-Mount Lavatories.....	35

PARTS & ACCESSORIES

Cross Reference Chart	37
Toilet Seats.....	39
Tank Lids	40
Trip Levers	42
Tank Trim.....	48
Hardware.....	52
Miscellaneous Packaged Service Kits....	54

GENERAL INFORMATION

Glossary	57
Terms & Conditions	59
Warranty Information.....	61
Freight Policy.....	63
Color Charts.....	Inside Back Cover

Product information, country of origin, prices and color/option availability are subject to change. Mansfield Plumbing Products, LLC reserves the right to make changes and/or corrections as necessary to this List Price Book and on mansfieldplumbing.com at any time.

 **MANSFIELD®**

TOILETS**VX1**

Piece Type #	Family	Model No.	Part No.	Description	Color	List Price
Bowl	VX1	1030	103080000	RD	White	\$104.86
Bowl	VX1	1035	103580000	EL	White	\$122.24
Bowl	VX1	1037	103780000	EL ADA	White	\$210.69
Tank	VX1	1073	107380000	1,28 Color match	White	\$92.12
Tank	VX1	1073RH	107380040	1,28 RH Color match	White	\$101.97
Tank	VX1	1073	107380010	1,28 10" Color match	White	\$101.97

ALTO

Piece Type #	Family	Model No.	Part No.	Description	Color	List Price
Bowl	Alto	130	130010007	RD	White	\$110.00
Bowl	Alto	130	130010507	RD	Bone	\$136.01
Bowl	Alto	130	130014307	RD	Biscuit	\$136.01
Bowl	Alto	117	011710010	RD ADA	White	\$177.45
Bowl	Alto	135	135010007	EL	White	\$128.23
Bowl	Alto	135	135014307	EL	Biscuit	\$161.54
Bowl	Alto	135	135010507	EL	Bone	\$161.54
Bowl	Alto	137	137210040	EL ADA	White	\$221.01
Bowl	Alto	137	137214340	EL ADA	Biscuit	\$282.36
Bowl	Alto	137	137210540	EL ADA	Bone	\$282.36
Bowl	Alto	131	131910070	RD 10"	White	\$179.40
Bowl	Alto	138	013810000	EL 10"	White	\$228.67
Bowl	Alto	139	013910000	EL ADA 10"	White	\$259.84
Tank	Alto	125	125010000	1.6 14"	White	\$203.47
Tank	Alto	160	160010007	1.6 chrome. tower	White	\$96.63
Tank	Alto	160	160014307	1.6 chrome. tower	Biscuit	\$121.69
Tank	Alto	160	160010507	1.6 chrome. tower	Bone	\$121.69
Tank	Alto	160RH	016010040	1.6 chrome. tower, RH	White	\$106.96
Tank	Alto	170	160010017	1.6 chrome. tower. lined	White	\$140.38
Tank	Alto	173	173000000	1.6 color match. flapper	White	\$96.16
Tank	Alto	174	174000000	1.6 color match. flapper. lined	White	\$140.67
Tank	Alto	180	160010037	1.6 color match. tower	White	\$95.97
Tank	Alto	3173	317310000	1.28 color match	White	\$96.63
Tank	Alto	3173RH	317310040	1.28 color match. RH	White	\$106.96
Tank	Alto	3174	317410000	1.28 color match. lined	White	\$140.67
CTK	Alto	130CTK	013010017	1.6 RD	White	\$230.98
CTK	Alto	131CTK	013110017	1.6 RD 10"	White	\$317.51
CTK	Alto	135CTK	013510017	1.6 EL	White	\$262.48
CTK	Alto	137CTK	013710017	1.6 EL ADA	White	\$340.89
CTK	Alto	137CTK	013710517	1.6 EL ADA	Bone	\$427.50
CTK	Alto	137CTK	013714317	1.6 EL ADA	Biscuit	\$427.50
CTK	Alto	117CTK	011710017	1.6 RD ADA	White	\$335.47
CTK	Alto	4130CTK	041300017	1.28 RD	White	\$230.98
CTK	Alto	4135CTK	041350017	1.28 EL	White	\$262.48
CTK	Alto	4137CTK	041370017	1.28 EL ADA	White	\$340.89
CTK	Alto	4117CTK	041170017	1.28 RD ADA	White	\$335.47

SUMMIT

Piece Type #	Family	Model No.	Part No.	Description	Color	List Price
Bowl	Summit	380	380010000	RD	White	\$142.47
Bowl	Summit	382	382010000	EL	White	\$162.37
Bowl	Summit	382	382014300	EL	Biscuit	\$207.83
Bowl	Summit	382	382010500	EL	Bone	\$207.83
Bowl	Summit	384	384010000	EL ADA	White	\$242.74
Bowl	Summit	384	384014300	EL ADA	Biscuit	\$310.71
Bowl	Summit	384	384010500	EL ADA	Bone	\$310.71
Bowl	Summit	385	385010000	EL ADA 10"	White	\$280.57
Bowl	Summit	388	388010000	RD ADA	White	\$185.99
Bowl	Summit	388	388014300	RD ADA	Biscuit	\$238.07
Bowl	Summit	388	388010500	RD ADA	Bone	\$238.07
Tank	Summit	386	38610007	Dual Flush	White	\$152.60
Tank	Summit	386	386010000	1.6	White	\$114.77
Tank	Summit	386	386014300	1.6	Biscuit	\$147.04
Tank	Summit	386	386010500	1.6	Bone	\$147.04
Tank	Summit	386RH	038610040	1.6 RH	White	\$125.80
Tank	Summit	386LT	038610000	1.6 RH	White	\$146.91
Tank	Summit	387	387010000	1.28	White	\$114.77
Tank	Summit	387	387014300	1.28	Biscuit	\$147.04
Tank	Summit	387RH	038710040	1.28 RH	White	\$125.80
Tank	Summit	387LT	038710000	1.28 lined	White	\$146.91
CTK	Summit	380CTK	038010017	1.6 RD	White	\$291.84
CTK	Summit	4381CTK	038010087	1.28 RD	White	\$291.28
CTK	Summit	4383CK	038210087	1.28 EL	White	\$332.92
CTK	Summit	384CTK	038410017	1.6 EL ADA	White	\$375.86
CTK	Summit	4385CTK	038410087	1.28 EL ADA	White	\$375.86
CTK	Summit	388CTK	038810017	1.6 RD ADA	White	\$362.71
CTK	Summit	4384CTK	043840017	DF EL ADA	White	\$428.03

SUMMIT EDGE

Piece Type #	Family	Model No.	Part No.	Description	Color	List Price
Bowl	Summit Edge	582	582010000	EL	White	\$178.61
Bowl	Summit Edge	584	584010000	EL ADA	White	\$267.01
Tank	Summit Edge	387	387010000	1.28	White	\$126.25

AFFORDABLE STYLE AND SPECIALTY

Piece Type #	Family	Model No.	Part No.	Description	Color	List Price
Bowl	Barrett	4115	411510000	EL ADA	White	\$333.33
Tank	Barrett	106	106010000	1.6	White	\$197.77
Tank	Barrett	3106	310610000	1.28	White	\$197.77
CTK	Broadway	710 CTK	071010017	1.28	White	\$584.18
Bowl	Cascade	4810	481010000	RD	White	\$116.29
Bowl	Cascade	4817	481710000	EL ADA	White	\$185.59
Tank	Cascade	3816	381610000	1.28	White	\$114.87
Bowl	Enso	177	177010000	EL ADA	White	\$367.96
Tank	Enso	178	178010000	DF	White	\$207.84
Bowl	Maverick	1014	101400000	EL ADA	White	\$256.59
Tank	Maverick	1012	101200000	0.8	White	\$158.35

QUANTUM

Piece Type #	Family	Model No.	Part No.	Description	Color	List Price
Bowl	Quantum	144	144010000	EL WM	White	\$577.75
Bowl	Quantum	147	147040000	EL	White	\$166.13
Bowl	Quantum	148	148010000	EL ADA	White	\$257.23
Bowl	Quantum	151	151010000	EL ADA RO	White	\$496.47
Tank	Quantum	123	123010000	1.6	White	\$387.51
Tank	Quantum	153	153010000	1.0	White	\$387.51
Tank	Quantum	155	155010000	1.28	White	\$387.51

LAVATORIES**ABOVE COUNTER VESSEL**

Family	Model No.	Part No.	Color	List Price
Enso	1475	147510000	White	\$117.00

DROP-IN LAVATORIES

Family	Model No.	Part No.	Color	List Price
MS Oval	237-4	237410000	White	\$52.94
MS Round	239-4	239410000	White	\$53.86
Barrett	268-1	268100000	White	\$208.18
Barrett	268-4	268410000	White	\$208.18
Brentwood	254-4	254410000	White	\$217.63

PEDESTAL LAV

Family	Model No.	Part No.	Color	List Price
Alto IV	292-1	292110000	White	\$157.47
Alto IV	292-4	290410070	White	\$157.47
Alto IV	292-8	290810070	White	\$157.47
Alto IV	293	290010070	White	\$89.94
Barrett	328-1	328100000	White	\$216.42
Barrett	328-4	328410000	White	\$216.42
Barrett	328-8	328810000	White	\$216.42
Barrett	329	329010040	White	\$164.90
Maverick	348-1	348100040	White	\$127.29
Maverick	348-4	348410040	White	\$127.29
Maverick	348-8	348810040	White	\$127.29
Maverick	344	344010000	White	\$81.42
Maximo	331-4	331410000	White	\$112.85
Maximo	331-8	331810000	White	\$112.85
Maximo	332	332010000	White	\$80.73

UNDERCOUNTER

Family	Model No.	Part No.	Color	List Price
Maple	217	217010070	White	\$85.04
Maple	217	217014370	Biscuit	\$104.04
Petite Covington	218NS	218010001	White	\$143.22
Petite Maple	216NS	216010001	White	\$72.76

COMMERCIAL

Piece Type #	Family	Model No.	Part No.	Color	List Price
Urinals	Adam	401	401010055	White	\$160.88
Urinals	Brevity	422	422000000	White	\$360.96
Urinals	Cascade II	414	414010000	White	\$393.90
Bowl	Elementary	4326	432610000	White	\$289.62
Tank	Elementary	4321	432110000	White	\$190.62
Flushometer Bowl	Erie	1301	130110001	White	\$180.83
Flushometer Bowl	Adriatic	1319	131900002	White	\$273.94
Flushometer Bowl	Baltic	1311NS	131110001	White	\$203.36
Wall-Hung Lav	Grand Isle	2018HBNS-4	202110001	White	\$135.51
Wall-Hung Lav	Willow Run	1918	191820000	White	\$107.84

SANITARYWARE PARTS AND ACCESSORIES

Model No.	Part Number	Description	List Price
207	001304134	FLSH-VLV MODEL 207 BROADWAY	\$24.50
10RHWHT	005311040	LEVER 10 WH RH	\$19.34
10WHT	005311000	LEVER 10 WH	\$8.40
123-0216-20	081230216	ASSY FLOAT 210 FV 11-1/2 IN	\$3.80
123-0216-50	081230216	ASSY FLOAT 210 FV 11-1/2 IN	\$3.24
123-7838	001237838	ASSY BLUE CAP/BLUE LEVER 08 BC	\$5.31
123-7838-20	001237838	ASSY BLUE CAP/BLUE LEVER 08 BC	\$4.80
123-8577	001238577	ANCHOR FLOOR KIT ENSO WHITE	\$10.60
123-8984-20	001238984	ASSY FLOAT 211 ULF FL V 11-1/2	\$3.71
123-8984-50	001238984	ASSY FLOAT 211 ULF FL V 11-1/2	\$3.17
2036-1212	001302036	FLSH-VLV 12.5 2036 RIGID 1.28	\$22.29
2037-1212	001302037	FLSH-VLV 12.5 2037 RIGID 1.6	\$22.29
203A	001304173	FLSH-VLV 203A 2" FLAPPER W/CHN	\$13.31
204	001304033	FL-VLV #204 3" FLAPR 705NS/722	\$19.41
206-1112	001304028	FLSH-VLV 11.5 #206 FLAPPER 3"	\$19.41
206-1212	001304387	FLSH-VLV 12.5 #206 1.28 FL 3"	\$20.14
208E	001304135	FLSH-VLV MODEL 208E 3" ENSO	\$30.04
209	001304136	FLSH-VLV MODEL 209M MAV 1.0	\$26.22
20CH	005313700	LEVER 20 CHROME ELEMENTARY	\$11.97
210-1112	080210000	FLUSH VALVE 210 11-1/2 BOX	\$14.50
210-1112-10	080210000	FLUSH VALVE 210 11-1/2 BOX	\$13.17
210-1112-P	086306007	PAK 210 FV 11-1/2" POP UPDATE	\$15.84
210-1112-P-4	086306007	PAK 210 FV 11-1/2" POP UPDATE	\$14.89
211-1000	300211009	FLUSH VALVE 211 10 BOX	\$14.50
211-1000-10	300211009	FLUSH VALVE 211 10 BOX	\$13.17
211-1112	080211000	FLUSH VALVE 211 11-1/2 BOX	\$14.50
211-1112-10	080211000	FLUSH VALVE 211 11-1/2 BOX	\$13.17
211-1112-P	086306008	PAK 211 FV 11-1/2" POP UPDATE	\$15.84
211-1112-P-4	086306008	PAK 211 FV 11-1/2" POP UPDATE	\$14.89
216	001304216	FLSH-VLV 216 FLAPPER 3"	\$22.40
2206-1112	001303916	FILL VALV 2206 11.5 ADJUSTABLE	\$26.33
225-2511	002252511	CAP CONTROL STOP FM SERIES	\$10.08
225-5907-100	002255907	CAP FV STOP CAP LRG HOLE	\$0.57
225-5907-20	002255907	CAP FV STOP CAP LRG HOLE	\$0.96
228	001304400	FV 10.2 #228 HB FLAPPER 3"to2"	\$19.41
23	008420150	SPUD "23" 1 X 1/2 BULK	\$8.59
24	008420075	SPUD "24" 1 X 3/4 BULK	\$10.50
2916-1112	001302916	FLSH-VLV 11.5 2916 RIGID 1.28	\$22.29
2987-1112	001302987	FLSH-VLV 11.5 2987 RIGID 1.28	\$22.29
308	001304500	FLSH-VLV #308 DF 3" 10.75	\$30.02
31BISC	001239890	ASSY 31 TNK LVR BISC	\$9.29
31BONE	001239889	ASSY 31 TNK LVR BONE	\$9.29
31CH	001239864	ASSY 31 TNK LVR CH	\$9.29
31RHCH	001239856	ASSY 31 TNK RH LVR CH	\$9.29
31RHWHT	001239866	ASSY 31 TNK RH LVR WHT	\$9.29
31WHT	001239865	ASSY 31 TNK LVR WHT	\$9.29
33CH	005614500	LEVER PUSH BUTTON 33 CH DUALFL	\$50.33
342-1685-20	003421685	DIAPHRAM 208/209 FL VLV PLSTC	\$3.80
342-1685-50	003421685	DIAPHRAM 208/209 FL VLV PLSTC	\$3.03
3987-1112	001303987	FLSH-VLV 11.5 3987 RIGID 1.6	\$22.29
39CH	001230039	LEVER FL 39 LH CH	\$55.90

Model No.	Part Number	Description	List Price
39MB	001230042	LEVER 39 MB	\$67.70
39SB	001230041	LEVER 39 SB	\$67.70
39SN	001230040	LEVER 39 SN	\$67.70
40BISC-P	086306032	PAK 40 LEVER BISCUIT POP	\$9.29
40BISC-P-5	086306032	PAK 40 LEVER BISCUIT POP	\$8.14
40BONE-P	086306031	PAK 40 LEVER BONE POP	\$9.29
40BONE-P-5	086306031	PAK 40 LEVER BONE POP	\$8.14
40CH-20	081600015	LEVER TANK 40 CH BULK W/NUT	\$5.02
40CH-50	081600015	LEVER TANK 40 CH BULK W/NUT	\$4.85
40CH-P	086306030	PAK 40 LEVER CP POP	\$9.29
40CH-P-10	086306030	PAK 40 LEVER CP POP	\$8.14
40CH-P-20	086306030	PAK 40 LEVER CP POP	\$7.74
40RHCH	081600014	LEVER TANK 40 RH CH BULK W/NUT	\$5.88
40WHT-20	081600013	LEVER TANK 40 WHITE BULK W/NUT	\$5.09
40WHT-P	086304002	LEVER TANK 40 WH POP	\$9.29
40WHT-P-5	086304002	LEVER TANK 40 WH POP	\$8.14
41CH-20	084100010	LEVER TANK 41 CH BULK W/NUT	\$5.02
41CH-50	084100010	LEVER TANK 41 CH BULK W/NUT	\$4.85
41CH-P	086300025	LEVER TANK 41 CP POP	\$9.29
41CH-P-10	086300025	LEVER TANK 41 CP POP	\$8.14
41CH-P-20	086300025	LEVER TANK 41 CP POP	\$7.74
42CH-20	081238867	LEVER TANK 42 CH BULK W/NUT	\$5.28
42CH-50	081238867	LEVER TANK 42 CH BULK W/NUT	\$5.09
42CH-P	086306033	PAK 42 LEVER CP POP	\$9.29
42CH-P-10	086306033	PAK 42 LEVER CP POP	\$8.14
42CH-P-20	086306033	PAK 42 LEVER CP POP	\$7.74
447-0200-50	004470200	GASKET 205/210/211 FL VALVE	\$1.51
447-6953	004476953	GASKET TANK/BOWL FOR 144	\$5.69
447-6955-50	004476955	GASKET TANK/BOWL 3-BOLT	\$2.94
44CH	001238874	LEVER TANK 44 CP BULK	\$10.50
45CH	001230126	LEVER 45 LH CHROME	\$18.51
471-3261	004713261	HANGER LAV/475/401 URINAL STL	\$6.31
471-3265	004713265	HANGER 410 URINAL	\$3.03
47CH	001230246	LEVER PUSH BUTTON 47 CH-BULK	\$50.33
49CH	001230127	LEVER 49 RH CHROME	\$21.02
51CH	005613572	LEVER TANK 51 CH BULK	\$31.81
51RHCH	005613571	LEVER TANK 51RH CH BULK	\$31.81
51SN	005613577	LEVER TANK 51 SN INDV	\$65.96
532A	001300532	FLUSH VALVE FM 532A VX1 1.28	\$20.23
54CH	001230135	LEVER FL 54 LH CH	\$46.09
55CH-P	006306035	PAK 55 LEVER CP POP	\$21.37
55CH-P-10	006306035	PAK 55 LEVER CP POP	\$16.11
55CH-P-5	006306035	PAK 55 LEVER CP POP	\$18.51
55RHCH	001230130	LEVER FL 55 RH CH UNIVERSAL	\$22.43
55SB-P	006306038	PAK 55 LEVER SB POP	\$69.45
55SN-P	006306037	PAK 55 LEVER SN POP	\$69.63
55SN-P-10	006306037	PAK 55 LEVER SN POP	\$58.09
55SN-P-5	006306037	PAK 55 LEVER SN POP	\$60.55
56BISC	005313657	LEVER 56 BISC IND	\$8.79
56BONE	005313656	LEVER 56 BONE IND	\$8.79
56WHT	005313658	LEVER 56 WHT IND	\$8.79
57CH	001230157	LEVER FL 57 LH CH	\$51.86
57MB	001230165	LEVER 57 MB	\$62.51

Model No.	Part Number	Description	List Price
57RHCH	001230160	LEVER FL 57 RH CH	\$62.51
57SB	001230164	LEVER 57 SB	\$62.51
57SN	001230163	LEVER 57 SN	\$62.51
582-1806	005822806	LOCKNUT FLUSH VALVE	\$0.89
58CH	005313670	LEVER 58 CHROME IND CASCADE	\$29.05
58RH	005313671	LEVER 58 RH CHROME IND CASCADE	\$31.02
59CH	001230359	LEVER 59 CH	\$46.09
59CH-10	001230359	LEVER 59 CH	\$36.87
59CH-5	001230359	LEVER 59 CH	\$39.17
59RHCH	001230459	LEVER 59 CH RH	\$46.09
59RHWHT	001230159	LEVER 59 WH RH	\$42.87
59WHT	001230059	LEVER 59 WH	\$42.87
609-7708	006097708	NUT COUPLING PLASTIC COAST	\$0.46
609-7740	006098740	NUT FLUSH LEVER	\$1.51
630-0030	106300030	KIT-FV 211 SEAL POP UPDATE	\$4.69
630-0030	206300030	KIT-FV 211 SEAL POP UPDATE OD	\$4.69
630-0030-10	106300030	KIT-FV 211 SEAL POP UPDATE	\$4.32
630-0030-10	206300030	KIT-FV 211 SEAL POP UPDATE OD	\$4.32
630-0030-50	106300030	KIT-FV 211 SEAL POP UPDATE	\$3.90
630-0030-50	206300030	KIT-FV 211 SEAL POP UPDATE OD	\$3.90
630-0034	006300034	PAK TNK/BWL 2" PRESS ASST KIT	\$11.34
630-0107	006300107	PAK TNK/BWL 3" 3-BOLT SMTF KIT	\$13.71
630-0173	006300173	PAK UNIVERSAL 2" FLAPPER	\$4.62
630-0204	006300204	PAK TNK/BWL 2" 3-BOLT SMTF KIT	\$9.71
630-0204-P	106306204	KIT-2Inch SmartFasten POP	\$12.09
630-0204-P-4	106306204	KIT-2Inch SmartFasten POP	\$11.36
630-0205	006300205	PAK TNK/BWL 3" 2-BOLT SMTF KIT	\$24.03
630-0207	106300207	PAK WATERSENSE FLPR 3" UPDATE	\$13.71
630-0207-12	106300207	PAK WATERSENSE FLPR 3" UPDATE	\$12.33
630-0207-3	106300207	PAK WATERSENSE FLPR 3" UPDATE	\$13.15
630-1681	006301681	PAK HANDLE FM SERIES	\$56.71
630-2206	106302206	PAK SERVICE-2206 FILL VLV POP	\$6.47
630-2206-20	106302206	PAK SERVICE-2206 FILL VLV POP	\$5.46
630-2511	006302511	PAK DIAPHRAGM FM-U1 1 GPF	\$69.36
630-2515	006302515	PAK DIAPHRAGM FM-U5 .5 GPF	\$69.36
630-2518	006302518	PAK DIAPHRAGM FM-U8 1 PT	\$69.36
630-2522	006302522	PAK DIAPHRAGM FM-T2 1.28 GPF	\$69.36
630-2526	006302526	PAK DIAPHRAGM FM-T6 1.6 GPF	\$69.36
630-4837	106304837	KIT-FV 208/9 SEAL POP UPDATE	\$9.62
630-4837-12	106304837	KIT-FV 208/9 SEAL POP UPDATE	\$8.69
630-4837-3	106304837	KIT-FV 208/9 SEAL POP UPDATE	\$9.03
630-5907	086305907	KIT-210/211 FV STOP TOP	\$3.26
630-5907-12	086305907	KIT-210/211 FV STOP TOP	\$2.77
630-5907-3	086305907	KIT-210/211 FV STOP TOP	\$3.01
630-6001	006306001	PAK TANK BOLTS POP	\$9.19
630-6001-10	006306001	PAK TANK BOLTS POP	\$7.64
630-6002	006306002	PAK TANK TO BOWL GASKET POP	\$7.04
630-6002-10	006306002	PAK TANK TO BOWL GASKET POP	\$5.86
630-6004	006306004	PAK 08 BALLCOCK CAP/LEVER POP	\$10.77
630-6004-10	006306004	PAK 08 BALLCOCK CAP/LEVER POP	\$9.00
630-6601	006306601	PAK CONTROL STOP FM SERIES	\$57.06
630-7984	006307984	KIT-BALLCOCK 08 SERVICE POP	\$6.47

Model No.	Part Number	Description	List Price
630-7984-10	006307984	KIT-BALLCOCK 08 SERVICE POP	\$5.46
630-9291	006309291	PAK VBKR FM SERIES	\$11.10
66CH	005313704	LEVER 66 CH W/METAL ARM	\$46.06
66SB	005313706	LEVER 66 SB W/METAL ARM	\$80.13
66SN	005313705	LEVER 66 SN W/METAL ARM	\$80.13
69CH	005313701	LEVER 69 CH W/METAL ARM	\$48.83
69SB	005313703	LEVER 69 SB W/METAL ARM	\$64.15
69SN	005313702	LEVER 69 SN W/METAL ARM	\$64.15
70CH	005613583	LEVER TANK 70 CH INDV	\$35.56
70SN	005613587	LEVER TANK 70 SN INDV	\$75.69
71CH	005313710	LEVER 71 CH W/METAL ARM	\$46.55
72CHBISC	005313642	LEVER 72 CH W/BISCUIT INSERT	\$46.06
72CHBONE	005313641	LEVER 72 CH W/BONE INSERT	\$46.06
72CHWHT	005313640	LEVER 72 CH W/WHITE INSERT	\$46.06
73CH	005313654	LEVER 73 CH INDV	\$44.72
741-0011-100	007410011	SEAL 210/211 FL V EPDM 55A	\$1.34
741-0011-50	007410011	SEAL 210/211 FL V EPDM 55A	\$1.51
741-0013-100	007410013	SEAL UNIV. 210/211/2036/2037	\$1.45
741-0013-50	007410013	SEAL UNIV. 210/211/2036/2037	\$1.62
741-0016	007410016	SEAL FV MODEL 208E ENSO	\$4.31
741-0308	007410308	SEAL 308 DUAL FLUSH VALVE	\$2.45
76CH	005313801	LEVER 76 CH W/METAL ARM	\$46.09
76SB	005313803	LEVER 76 SB W/METAL ARM	\$80.18
76SN	005313802	LEVER 76 SN W/METAL ARM	\$80.18
77CH	001230136	LEVER FL 77 LH CH	\$46.09
78CH	005313678	LEVER PUSH BUTTON 78 CH ENSO	\$50.33
78SN	005313679	LEVER PUSH BUTTON 78 SN ENSO	\$84.56
79CH	005313690	LVR PUSH BUTTON 79 CH MAV 1.0	\$41.66
85CH	005313652	LEVER 85 CH ESSENCE	\$30.00
87CH	005313653	LEVER 87 CH REO	\$30.00
90	001304035	FILL VALVE MODEL 90 ENSO	\$26.36
918-4007	009184007	TUBE REFILL LARGE 7" LENGTH	\$2.95
BCBISC	001238543	BOLT CAP SET-BISCUIT	\$1.78
BCBISC-10	001238543	BOLT CAP SET-BISCUIT	\$1.55
BCBONE	001238541	BOLT CAP SET-BONE	\$1.78
BCBONE-10	001238541	BOLT CAP SET-BONE	\$1.55
BCWHT	001238540	BOLT CAP SET-WHITE	\$1.78
BCWHT-20	001238540	BOLT CAP SET-WHITE	\$1.38
CLIPS	002730016	CLIPS UNDER MOUNT LAV	\$26.01
ELEM	007474320	SEAT ELEMENTARY TOILET	\$131.28
FM-400A	001304037	Fluidmaster 400A Fill Valve (white)	\$25.40
FM-400A	001304024	Fluidmaster 400A Fill Valve (blue)	\$25.40
FM-400A	001304025	Fluidmaster 400A Fill Valve (black)	\$25.40
FM-400A	001304023	Fluidmaster 400A Fill Valve (yellow)	\$25.40
FM-400A-50	001304037	Fluidmaster 400A Fill Valve (white)	\$23.12
FM-400A-50	001304024	Fluidmaster 400A Fill Valve (blue)	\$23.12
FM-400A-50	001304025	Fluidmaster 400A Fill Valve (black)	\$23.12
FM-400A-50	001304023	Fluidmaster 400A Fill Valve (yellow)	\$23.12
SB100	007470055	SEAT SB100 ROUND WHITE	\$32.01
SB100	007470056	SEAT SB100 ROUND BONE	\$32.01
SB100	007470058	SEAT SB100 ROUND BISCUIT	\$32.01
SB1500	007471500	SEAT SB1500 NEW ENSO WHT	\$165.05

Model No.	Part Number	Description	List Price
SB200	007470038	SEAT SB200 EL WHITE	\$38.87
SB200	007470039	SEAT SB200 EL BONE	\$38.87
SB200	007470041	SEAT SB200 EL BISCUIT	\$38.87
SB4000	007474000	SEAT SB4000 EL EZ VANQUISH WHT	\$159.51
SB700	007470700	SEAT SB700 EL SMART CL WHT	\$79.10
SB700	007470705	SEAT SB700 EL SMART CL BONE	\$79.10
SB700	007470743	SEAT SB700 EL SMART CL BISC	\$79.10
SB800	007470800	SEAT SB800 EL SMART CL WHT	\$91.14
SB800	007470843	SEAT SB800 EL SMART CL BISC	\$91.14
SB900	007471900	SEAT SB900 EL COMMERCIAL WHT	\$68.96
	001238891	ASSY COVER LOCK	\$10.67
	001304320	FILL VALVE ELEMENTARY	\$30.02
	001304321	FLUSH VALVE ELEMENTARY	\$19.69
	005314320	LOCKING LID MECH ELEMENTARY	\$17.07
	005820300	LOCKNUT WING FILLVALVE	\$0.55



SANITARYWARE

PREMIUM TOILETS

Broadway®

TRIPLE THREAT SUPERSTAR

Chic and sophisticated, Broadway® brings a touch of metropolitan allure to your decor. Broadway provides the signature look of a one-piece toilet, but its two-piece design is much easier to install. The skirted bowl conceals the trapway for easy cleaning, utilizes bolt alcoves to aid in installation and includes alcove cover plates to finish off the sleek exterior. Broadway's powerful yet efficient flushing system requires only 1.28 gallons of water per flush and has earned WaterSense certification from the EPA. High style, high efficiency and high performance — the spotlight shines brightly on this triple threat superstar.

- Complete toilet kit (CTK)
- 1.28 gpf / 4.8 lpf high efficiency water consumption
- Elongated SmartHeight™ bowl
- Skirted bowl design conceals trapway
- 2-bolt standard tank-to-bowl connection
- 3" flapper flush valve
- Anti-siphon pilot fill valve
- Chrome trip lever
- Fully glazed trapway
- 12" rough-in
- 1000 g MaP
- Complies with ADA requirements for accessibility
- Toilet seat with top-mount bolts included; supply line not included



BROADWAY™
710CTK
1.28 ELONGATED ADA



Model #	Product Description	List Price	Approx. Ship Weight (lbs.)	Pallet Qty	Package Dimensions (H x W x D)
		Standard			
Complete Toilet Kit (CTK)					
710CTK	Broadway 1.28 Elongated SMHT CTK	\$ 418.71	116	9	24.75" x 17" x 28.375"

Standard Colors: White

PARTS & ACCESSORIES

Model #	Product Description	List Price
71	Trip Lever; Chrome	\$ 46.55
207	3" Flapper Flush Valve	\$ 24.50
90	Anti-Siphon Pilot Fill Valve	\$ 26.36
710-LID	Tank Lid	\$ 117.02

Barrett®

WARM & INVITING

With an inviting and warm look, Barrett™ is a classic style choice filled with architectural details. It's not surprising that this line is one of the more universally appealing suites. To enhance the design, the concealed trapway eliminates bends and crevices, making it easier to clean and polishing the look of your bathroom.

- Toilet combination
- 1.6 gpf / 6.0 lpf and 1.28 gpf / 4.8 lpf low water consumption
- Concealed trapway for easier cleaning
- MagnaFlush™ high performance flushing technology with 3" flush valve
- Pilot operated anti-siphon fill valve
- Decorative side-mount metal trip lever, chrome
- Fully glazed trapway
- 12" rough-in
- 800 g MaP
- Coordinating lavatories and bathtubs available
- Complies with ADA requirements for accessibility
- Toilet seat and supply line not included



Model #	Product Description	List Price Standard	Approx. Ship Weight (lbs.)	Pallet Qty	Package Dimensions (H x W x D)
Tank					
106	1.6 Tank and Lid	\$ 197.77	42	30	19.5" x 11.25" x 12"
3106	1.28 Tank and Lid				
12" Rough-In					
4115-106	Barrett 1.6 Elongated SMHT Combo ADA	\$ 531.11	106	-	-
4115-3106	Barrett 1.28 Elongated SMHT Combo				
4115	Elongated SmartHeight Bowl ADA	\$ 333.33	64	12	24.25" x 15.5" x 17.25"

Standard Standard Colors: White

PARTS & ACCESSORIES

Model #	Product Description	List Price Standard
69	CH - Trip Lever, Chrome	\$ 48.83
	SN - Trip Lever, Satin Nickel	\$ 64.15
	SB - Trip Lever, Sicilian Bronze	\$ 64.15
206-1112	3" Flapper Flush Valve	\$ 19.41
630-0207	Replacement Flapper Kit	\$ 13.71
2206	Pilot Operated Fill Valve	\$ 26.33
106-LID	Tank Lid	\$ 138.44
BC	Plastic Bolt Caps (set of two)	\$ 1.78

Enso®

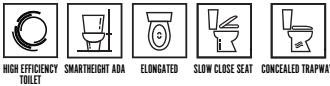
MODERN & HARMONIOUS

The Enso® suite is part of the stylish, yet attainable Mansfield® collection. The elongated, SmartHeight™ toilet features a concealed trapway that enables its zen-like features to flow. Its smooth, sleek lines give it the modern look that so many consumers are looking for today. Powerful dual flush technology allows you to choose and conserve.

- Toilet combination
- Dual 1.6 gpf / 6.0 lpf and 1.1 gpf / 4.2 lpf high efficiency water consumption
- Concealed trapway for easier cleaning
- Dual flush high efficiency 3" flush valve saves up to 30% water
- Pilot operated anti-siphon fill valve
- Metal push button actuator, chrome
- Slow close toilet seat included
- Fully glazed trapway
- 12" rough-in
- 800 g MaP
- Coordinating lavatories and bathtubs available
- Supply line not included



ENSO®
177-178
DUAL FLUSH
ELONGATED SMARTHEIGHT™



Model #	Product Description	List Price	Approx. Ship Weight (lbs.)	Pallet Qty	Package Dimensions (H x W x D)
		Standard			
Tank					
178	1.1/1.6 Tank and Lid	\$ 207.84	36	30	18" x 9.5" x 17.5"
12" Rough-In					
177-178	Enso Dual Flush Elongated SMHT Combo	\$ 575.80	134	-	-
177	Elongated SmartHeight Bowl	\$ 367.96	98	8	28.25" x 17.5" x 17.5"

Standard Colors: White

PARTS & ACCESSORIES

Model #	Product Description	List Price
		Standard
90	Fill Valve	\$ 26.36
208E	Dual Flush Tower	\$ 30.04
123-8577	Anchor Floor Kit	\$ 10.60
178-LID	Tank Lid	\$ 145.49
SB1500	Slow Close Seat	\$ 165.05



SANITARYWARE

PERFORMANCE TOILETS

Quantum®

COMMERCIAL-GRADE POWER FOR THE MOST DEMANDING USERS

Looking for a toilet you don't need to worry about? From the corner coffee shop to your bustling four-bedroom home, Quantum® pressure-assist toilets provide commercial-grade power for bathrooms with heavy traffic. The pressure-assist flushing system by Flushmate® uses compressed air to blast water through the bowl, delivering a quicker, more effective flush than conventional gravity toilets. Available in three water consumption options, Quantum offers the perfect balance of power and water conservation for any application.

- Toilet combination
- 1.6 gpf / 6.0 lpf low water consumption
- High performance pressure-assist provides quicker, more effective bowl evacuation than conventional gravity flush toilets
- Flushmate™ high performance flushing technology
- Metal trip lever, chrome
- Fully glazed trapway
- 12" rough-in
- Available as floor- and wall-mount
- Complies with ADA requirements for accessibility (models noted below)
- Toilet seat and supply line not included



ADA COMPLIANT SMARTHEIGHT ADA ELONGATED

Model #	Product Description	List Price Standard	Approx. Ship Weight (lbs.)	Pallet Qty	Package Dimensions (H x W x D)
Tank					
123	1.6 Tank and Lid	\$ 387.51	46	30	20" x 10.25" x 17.625"
12" Rough-In					
148-123	Quantum 1.6 Elongated SMHT Combo ADA	\$ 635.74	100	-	-
148	Elongated SmartHeight Bowl	\$ 257.23	54	18	28.625" x 15.875" x 17.625"
147-123	Quantum 1.6 Elongated Combo	\$ 553.64	97	-	-
147	Elongated Bowl	\$ 166.13	51	18	29.25" x 15.75" x 15"
Rear Outlet, Floor-Mount					
151-123	Quantum 1.6 Elongated SMHT Combo	\$ 883.98	113	-	-
151	Elongated SmartHeight Bowl	\$ 496.47	67	9	32" x 16" x 16.75"
Rear Outlet, Wall-Mount					
144-123	Quantum 1.6 Elongated Combo	\$ 965.3	115	-	-
144	Elongated Bowl	\$ 577.75	69	9	31" x 16.25" x 14.5"

Standard Colors: White

PARTS & ACCESSORIES

Model #	Product Description	List Price
		Standard
45	Trip Lever, Chrome	\$ 18.51
122-LID	Tank Lid	\$ 132.10
125-LID	Tank Lid	\$ 116.25
BC	Plastic Bolt Caps (set of two)	\$ 1.78

Quantum® 1.28

COMMERCIAL-GRADE POWER FOR THE MOST DEMANDING USERS

Looking for a toilet you don't need to worry about? From the corner coffee shop to your bustling four-bedroom home, Quantum® pressure-assist toilets provide commercial-grade power for bathrooms with heavy traffic. The pressure-assist flushing system by Flushmate® uses compressed air to blast water through the bowl, delivering a quicker, more effective flush than conventional gravity toilets. Available in three water consumption options, Quantum offers the perfect balance of power and water conservation for any application.

- Toilet combination
- 1.28 gpf / 4.8 lpf high efficiency water consumption
- High performance pressure-assist provides quicker, more effective bowl evacuation than conventional gravity flush toilets
- Flushmate™ high performance flushing technology
- Metal trip lever, chrome
- Fully glazed trapway
- 12" rough-in
- Available as floor- and wall-mount
- Complies with ADA requirements for accessibility (models noted below)
- Toilet seat and supply line not included



Model #	Product Description	List Price Standard	Approx. Ship Weight (lbs.)	Pallet Qty	Package Dimensions (H x W x D)
Tank					
155	1.28 Tank and Lid	\$ 387.51	46	30	20" x 10.25" x 17.625"
12" Rough-In					
148-155	Quantum 1.28 Elongated SMHT Combo ADA	\$ 644.7	100	-	-
148	Elongated SmartHeight Bowl	\$ 257.23	54	18	28.625" x 15.875" x 17.625"
147-155	Quantum 1.28 Elongated Combo	\$ 553.6	97	-	-
147	Elongated Bowl	\$ 166.13	51	18	29.25" x 15.75" x 15"
Rear Outlet, Floor-Mount					
151-155	Quantum 1.28 Elongated SMHT Combo	\$ 884	113	-	-
151	Elongated SmartHeight Bowl ADA	\$ 496.47	67	9	32" x 16" x 16.75"
Rear Outlet, Wall-Mount					
144-155	Quantum 1.28 Elongated Combo	\$ 965.3	115	-	-
144	Elongated Bowl	\$ 577.75	69	9	31" x 16.25" x 14.5"

Standard Colors: White

PARTS & ACCESSORIES

Model #	Product Description	List Price Standard
45	Trip Lever, Chrome	\$ 18.51
125-LID	Tank Lid	\$ 116.25
BC	Plastic Bolt Caps (set of two)	\$ 1.78

QuantumOne™

COMMERCIAL-GRADE POWER FOR THE MOST DEMANDING USERS

Looking for a toilet you don't need to worry about? From the corner coffee shop to your bustling four-bedroom home, Quantum® pressure-assist toilets provide commercial-grade power for bathrooms with heavy traffic. The pressure-assist flushing system by Flushmate® uses compressed air to blast water through the bowl, delivering a quicker, more effective flush than conventional gravity toilets. Available in three water consumption options, Quantum offers the perfect balance of power and water conservation for any application.

- Toilet combination
- 1.0 gpf / 4.0 lpf ultra-low water consumption
- Uses almost 40% less water than conventional toilets
- High performance pressure-assist provides quicker, more effective bowl evacuation than conventional gravity flush toilets
- Flushmate™ high performance flushing technology
- Metal trip lever, chrome
- Fully glazed trapway
- 12" rough-in
- Complies with ADA requirements for accessibility (models noted below)
- Toilet seat and supply line not included



Model #	Product Description	List Price	Approx. Ship Weight (lbs.)	Pallet Qty	Package Dimensions (H x W x D)
		Standard			
Tank					
153	1.0 Tank and Lid ADA	\$ 387.51	46	30	20.125" x 10.25" x 17.375"
12" Rough-In					
148-153	QuantumOne 1.0 Elongated SMHT Combo	\$ 644.7	100	-	-
148	Elongated SmartHeight Bowl	\$ 257.23	54	18	28.625" x 15.875" x 17.625"
147-153	QuantumOne 1.0 Elongated Combo	\$ 553.6	97	-	-
147	Elongated Bowl	\$ 166.13	51	18	29.25" x 15.75" x 15"
146	Round Bowl ADA	\$ 160.58	47	18	27.25" x 15.625" x 15.125"
Rear Outlet — Floor Mount					
151-153	QuantumOne 1.0 Elongated SMHT Rear Outlet Floor Mount Combo	\$ 884	113	-	-
151	Elongated SmartHeight Bowl	\$ 496.47	67	9	32" x 16" x 16.75"
Rear Outlet — Wall Mount					
144-153	QuantumOne 1.0 Elongated Rear Outlet Wall Mount Combo	\$ 965.3	115	-	-
144	Elongated Bowl	\$ 577.75	69	9	31" x 16.25" x 14.5"

Standard Colors: White

PARTS & ACCESSORIES

Model #	Product Description	List Price	
		Standard	Premium
122-LID	Tank Lid	\$ 132.10	N/A
125-LID	Tank Lid	\$ 116.25	N/A
BC	Plastic Bolt Caps (set of two)	\$ 1.78	

Maverick™ 0.8

CONSTRAIN WATER USAGE NOT PERFORMANCE

Water conservation is a growing global concern, leaving many searching for environmentally responsible bathroom fixtures that still meet high standards for performance. Mansfield's Maverick delivers just that. Using almost 40% less water than standard gravity toilets, Maverick's powerful one-gallon flush achieves a MaP rating of 800 grams and proudly bears both the EPA WaterSense seal of approval and the MaP PREMIUM designation.

- Toilet combination
- 0.8 gpf / 3 Lt / 3 lpf ultra low water consumption
- Uses almost 40% less water than conventional toilets
- MagnaFlush™ high performance flushing technology with 3" flush valve
- Pilot operated anti-siphon fill valve
- Push button actuator, chrome
- Fully glazed trapway
- 12" rough-in
- 800 g MaP
- Toilet seat and supply not included



MAVERICK™ 1.0
1014-1012
0.8 ELONGATED

LIMITED LIFETIME
PORCELAIN LIMITED 1 YEAR
TANK TRIM



Model #	Product Description	List Price Standard	Approx. Ship Weight (lbs.)	Pallet Qty	Package Dimensions (H x W x D)
Tank					
1012	1.0 Tank and Lid	\$ 158.35	35	30	20.625" x 8.75" x 17.75"
12" Rough-In					
1014-1012	Maverick 0.8 Elongated SMHT Combo	\$ 414.9	90	-	-
1014	Elongated SmartHeight Bowl	\$ 256.59	55	12	29" x 16" x 16.5"

Standard Colors: White

PARTS & ACCESSORIES

Model #	Product Description	List Price
79	Push Button Actuator, Chrome	\$ 41.66
209	Flush Tower	\$ 26.22
90	Fill Valve, 0.8 gpf—1.6 gpf	\$ 26.36
1012-LID	Tank Lid	\$ 110.85
BC	Plastic Bolt Caps (set of two)	\$ 1.78

Summit®

PROVEN PERFORMER

A favorite of plumbing professionals everywhere, Summit® delivers high performance and consistency in an attractive and versatile package. Available in multiple configurations and colors, the Summit line of toilets is sure to have the right fit for your bathroom. So whether you are looking for water conservation, ADA compliance or simply great value, Summit has you covered — with the performance you require.

- Toilet combination
- 1.6 gpf / 6.0 lpf low water consumption
- Consistent, powerful and reliable
- Attractive and versatile style
- MagnaFlush™ high performance flushing technology with 3" rigid flapper flush valve
- Fluidmaster® pilot anti-siphon fill valve
- Metal trip lever, chrome
- SmartFasten™ 3-bolt connection
- Fully glazed trapway
- 10" & 12" rough-in
- 1000 g MaP
- Complies with ADA requirements for accessibility (models noted below)
- Toilet seat and supply line not included



Model #	Product Description	List Price		Approx. Ship Weight (lbs.)	Pallet Qty	Package Dimensions (H x W x D)
		Standard	Premium			
Tank						
386	1.6 Tank and Lid	\$ 114.77	\$ 147.04	36	36	16.94" x 8.44" x 19.56"
12" Rough-In						
388-386	Summit 1.6 Round SMHT Combo ADA	\$ 300.77	-	88	-	-
388	Round SmartHeight Bowl	\$ 185.99	-	52	18	26" x 15.5" x 17.625"
384-386	Summit 1.6 Elongated SMHT Combo ADA	\$ 357.51	\$ 457.75	90	-	-
384	Elongated SmartHeight Bowl	\$ 242.74	\$ 310.71	54	18	27.5" x 15.375" x 17.25"
382-386	Summit 1.6 Elongated Combo	\$ 277.14	-	86	-	-
382	Elongated Bowl	\$ 162.37	-	50	18	27.5" x 15.375" x 15.5"
380-386	Summit 1.6 Round Combo	\$ 257.24	-	85	-	-
380	Round Bowl	\$ 142.47	-	49	18	25.625" x 15.375" x 15.5"
10" Rough-In						
385-386	Summit 1.6 Elongated SMHT Combo ADA	\$ 395.34	-	90	-	-
385	Elongated SmartHeight Bowl	\$ 280.57	-	54	18	28" x 15.75" x 17.25"

Standard Colors: White Premium Colors: Biscuit • Bone

TANK OPTIONS

Model #	Product Description	List Price
		Standard
386RH	Variation of 386, with Right-Hand trip lever	\$ 125.80
386LT	Variation of 386, with tank liner	\$ 133.85

PARTS & ACCESSORIES

Model #	Product Description	List Price	
		Standard	Premium
57	CH — Trip Lever, Chrome	\$ 51.86	
	SB — Trip Lever, Sicilian Bronze	\$ 62.51	
	SN — Trip Lever, Satin Nickel	\$ 62.51	
	MB — Trip Lever, Matte Black	\$ 62.51	
57RH	CH — Trip Lever, Right-Hand, Chrome	\$ 62.51	
2037-1212	1.6 Rigid Flapper Flush Valve	\$ 22.29	
630-0030	Replacement Flush Valve Seal	\$ 4.69	
400A	Fluidmaster Pilot Anti-Siphon Fill Valve	\$ 25.40	
386-LID	Tank Lid	\$ 118.96	\$ 102.93
BC	Plastic Bolt Caps (set of two)		\$ 1.78

Summit® 1.28

PROVEN PERFORMER

A favorite of plumbing professionals everywhere, Summit® delivers high performance and consistency in an attractive and versatile package. Available in multiple configurations and colors, the Summit line of toilets is sure to have the right fit for your bathroom. So whether you are looking for water conservation, ADA compliance or simply great value, Summit has you covered — with the performance you require.

- Toilet combination
- 1.28 gpf / 4.8 lpf high efficiency water consumption
- Uses 20% less water than conventional toilets
- Consistent, powerful and reliable
- Attractive and versatile style
- MagnaFlush™ high performance flushing technology with 3" rigid flapper flush valve
- Fluidmaster® pilot anti-siphon fill valve
- Metal trip lever, chrome
- SmartFasten™ 3-bolt connection
- Fully glazed trapway
- 12" rough-in
- 1000 g MaP
- Complies with ADA requirements for accessibility (models noted below)
- Toilet seat and supply line not included



Model #	Product Description	List Price		Approx. Ship Weight (lbs.)	Pallet Qty	Package Dimensions (H x W x D)
		Standard	Premium			
Tank						
387	1.28 Tank and Lid	\$ 114.77		36	36	16.94" x 8.44" x 19.56"
12" Rough-In						
388-387	Summit 1.28 Round SMHT Combo ADA	\$ 300.77		88	-	-
388	Round SmartHeight Bowl	\$ 185.99		52	18	26" x 15.5" x 17.625"
384-387	Summit 1.28 Elongated SMHT Combo ADA	\$ 357.51		90	-	-
384*	Elongated SmartHeight Bowl	\$ 242.74		54	18	27.5" x 15.375" x 17.25"
382-387	Summit 1.28 Elongated Combo	\$ 277.14		86	-	-
382	Elongated Bowl	\$ 162.37		50	18	27.5" x 15.375" x 15.5"
380-387	Summit 1.28 Round Combo	\$ 257.24		85	-	-
380	Round Bowl	\$ 142.47		-	18	25.625" x 15.375" x 15.5"
10" Rough-In						
385-387	Summit 1.28 Elongated SMHT Combo	\$ 395.34		-	-	-
385	Elongated SmartHeight Bowl	\$ 280.57		-	18	28" x 15.75" x 17.25"

Standard Colors: White Premium Colors: Biscuit • Bone

TANK OPTIONS

Model #	Product Description	List Price
		Standard
387RH	Variation of 387, with Right-Hand trip lever	\$ 125.80

PARTS & ACCESSORIES

Model #	Product Description	List Price	
		Standard	Premium
57	CH — Trip Lever, Chrome	\$ 51.86	
	SB — Trip Lever, Sicilian Bronze	\$ 62.51	
	SN — Trip Lever, Satin Nickel	\$ 62.51	
	MB — Trip Lever, Matte Black	\$ 62.51	
57RH	CH — Trip Lever, Right-Hand, Chrome	\$ 62.51	
2036-1212	1.28 Rigid Flapper Flush Valve	\$ 22.29	
630-0030	Replacement Flush Valve Seal	\$ 4.69	
400A	Fluidmaster Pilot Anti-Siphon Fill Valve	\$ 25.40	
386-LID	Tank Lid	\$ 118.96	\$ 102.93
BC	Plastic Bolt Caps (set of two)		\$ 1.78

Summit® Dual Flush

PROVEN PERFORMER

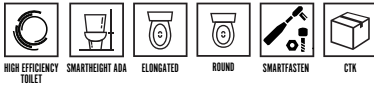
A favorite of plumbing professionals everywhere, Summit® delivers high performance and consistency in an attractive and versatile package. Available in multiple configurations and colors, the Summit line of toilets is sure to have the right fit for your bathroom. So whether you are looking for water conservation, ADA compliance or simply great value, Summit has you covered — with the performance you require.

- Toilet combination
- Dual 1.1 gpf / 4.2 lpf and 1.6 gpf / 6.0 lpf low water consumption
- Consistent, powerful and reliable
- Attractive and versatile style
- Dual flush technology with 3" flush tower
- Pilot operated anti-siphon fill valve
- Push button actuator, chrome
- SmartFasten™ 3-bolt connection
- Fully glazed trapway
- 12" rough-in
- 800 g MaP
- Toilet seat and supply line not included



SUMMIT® DUAL FLUSH
384-3386
DUAL FLUSH
ELONGATED SMARTHEIGHT™

LIMITED
LIFETIME
PORCELAIN
LIMITED
1 YEAR
TANK TRIM



Model #	Product Description	List Price		Approx. Ship Weight (lbs.)	Pallet Qty	Package Dimensions (H x W x D)
		Standard	Premium			
Tank						
3386	Dual Flush Tank and Lid	\$ 152.60		38	36	16.94" x 8.44" x 19.56"
12" Rough-In						
388-3386	Summit Dual Flush Round SMHT Combo	\$ 338.60		90	-	-
388	Round SmartHeight Bowl	\$ 185.99		52	18	26" x 15.5" x 17.625"
384-3386	Summit Dual Flush Elongated SMHT Combo	\$ 395.34		92	-	-
384*	Elongated SmartHeight Bowl	\$ 242.74		54	18	27.5" x 15.375" x 17.25"
382-3386	Summit Dual Flush Elongated Combo	\$ 314.97		88	-	-
382	Elongated Bowl	\$ 162.37		50	18	27.5" x 15.375" x 15.5"
380-3386	Summit Dual Flush Round Combo	\$ 295.07		87	-	-
380	Round Bowl	\$ 142.47		49	18	25.625" x 15.375" x 15.5"

Standard Colors: White

PARTS & ACCESSORIES

Model #	Product Description	List Price	
		Standard	Premium
33	CH — Push Button Actuator, Chrome	\$ 50.33	
2206	Pilot Operated Fill Valve	\$ 26.33	
308	Dual Flush Valve Tower	\$ 30.02	
3386-LID	Tank Lid	\$ 123.99	\$ 136.43
BC	Plastic Bolt Caps (set of two)		\$ 1.78

Summit® Edge 1.28

POWERFUL AND EFFICIENT

The Summit Edge redefines luxury, offering a sleek design that enhances any space, coupled with powerful flushing capabilities for a superior performance. A powerful and enhanced 3-jets rimless system for improved efficiency and cleanliness, requiring only 1.28 gallons of water per flush.

- Toilet combination
- 1.28 gpf / 4.8 lpf water consumption
- Equipped with an enhanced 3-jets rimless system for improved efficiency and cleanliness
- Modern aesthetics and high flush performance
- Pilot operated anti-siphon fill valve
- Front profile chrome pull handle
- 2-bolt connection
- Fully glazed trapway
- 12" rough-in
- 1000 g MaP
- Toilet seat and supply line not included



SUMMIT® EDGE 1.28
582-2587
ELONGATED SMARTHEIGHT™



Model #	Product Description	List Price Standard	Approx. Ship Weight (lbs.)	Pallet Qty	Package Dimensions (H x W x D)
Tank					
587	Summit Edge Tank 1.28	\$ 126.25	33	36	16.94" x 8.44" x 19.56"
12" Rough-In					
584-587	Summit Edge Elongated SMHT Combo	\$ 393.26	97	-	-
584	Elongated SmartHeight Bowl	\$ 267.01	64	18	26" x 15.5" x 17.625"
582-587	Summit Edge Elongated Combo	\$ 304.86	97	-	-
582	Elongated Bowl	\$ 178.61	64	18	27.5" x 15.375" x 17.25"

Standard Colors: White

PARTS & ACCESSORIES

Model #	Product Description	List Price Standard
57CH	Trip Lever, Left-Hand	\$ 51.86
400A	Fluidmaster Pilot Anti-Siphon Fill Valve	\$ 25.40
1305-878	1.28 Rigid Flapper Flush Valve	\$ 22.29
BC	Plastic Bolt Caps (set of two)	\$ 1.78



SANITARYWARE


ECONOMICAL TOILETS

Cascade®

CLEAN & GREEN

Cascade's unique rimless bowl leaves no hard-to-reach places for dirt to hide, while its strong swirling action clean the bowl with every flush. Virtually eliminating clogs, Cascade's powerful 800 gram MaP rating flush uses only 1.28 gallons of water, making "going green" an easy choice!

- Toilet combination
- 1.28 gpf / 4.8 lpf high efficiency water consumption
- Uses 20% less water than conventional toilets
- Unique rimless bowl design reduces dirt and bacteria that could hide under the rim
- MagnaFlush™ high performance flushing technology with 3" flush valve
- Pilot operated anti-siphon fill valve
- Plastic trip lever, chrome plated
- Fully glazed trapway
- 12" rough-in
- 800 g MaP
- Complies with ADA requirements for accessibility (models noted below)
- Toilet seat and supply not included



Model #	Product Description	List Price	Approx. Ship Weight (lbs.)	Pallet Qty	Package Dimensions (H x W x D)
		Standard			
Tank					
3816	1.28 Tank and Lid	\$ 114.87	31	30	18.5" x 9" x 14.25"
12" Rough-In					
4817-3816	Cascade 1.28 Elongated SMHT Combo ADA	\$ 300.45	76	-	-
4817	Elongated SmartHeight Bowl	\$ 185.59	45	18	26.25" x 14.5" x 17.25"
4810-3816	Cascade 1.28 Round Combo	\$ 231.16	75	-	-
4810	Round Bowl	\$ 116.29	44	18	24" x 14.75" x 15.75"

Standard Colors: White

PARTS & ACCESSORIES

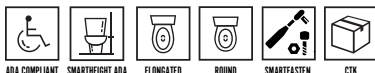
Model #	Product Description	List Price
58	CH — Trip Lever, Chrome	\$ 29.05
2206	Pilot Operated Fill Valve	\$ 26.33
216	Flapper Flush Valve	\$ 22.40
3816-LID	Tank Lid	\$ 64.56
BC	Plastic Bolt Caps (set of two)	\$ 1.78

Alto® 1.6

ECONOMICAL RELIABILITY

A staple of the Mansfield® toilet lineup for almost 30 years, Alto® has a long history of reliable performance. It is offered in a wide range of configurations to meet your project needs, and its universal style will blend well with any decor. Economical, practical and dependable — Alto is an easy choice for the price-conscious home owner.

- Toilet combination
- 1.6 gpf / 6.0 lpf low water consumption
- Universal style blends nicely with any décor
- SmartFlush™ flushing technology with 2" flush tower
- Fluidmaster® pilot anti-siphon fill valve
- Plastic trip lever, chrome plated
- SmartFasten™ 3-bolt connection
- Fully glazed trapway
- 10", 12" & 14" Rough-In
- 800 g MaP
- Complies with ADA requirements for accessibility (models noted below)
- Toilet seat and supply not included



Model #	Product Description	List Price		Approx. Ship Weight (lbs.)	Pallet Qty	Package Dimensions (H x W x D)
		Standard	Premium			
Tank						
160	1.6 Tank and Lid	\$ 96.63	\$ 121.69	34	36"	20.25" x 8.625" x 15.25"
— See additional tank options reference chart —						
12" Rough-In						
137-160	Alto 1.6 Elongated SMHT Combo ADA	\$ 317.64	\$ 404.05	85	-	-
137	Elongated SmartHeight Bowl	\$ 221.01	\$ 282.36	51	18"	27.75" x 15.125" x 17.125"
117-160	Alto 1.6 Round SMHT Combo ADA	\$ 274.08	-	86	-	-
117	Round SmartHeight Bowl	\$ 177.45	-	52	18"	25" x 15.25" x 17"
135-160	Alto 1.6 Elongated Combo	\$ 224.86	\$ 283.23	81	-	-
135	Elongated Bowl	\$ 128.23	\$ 161.54	47	18"	26.75" x 15.625" x 15.5"
130-160	Alto 1.6 Round Combo	\$ 206.63	\$ 257.71	77	-	-
130	Round Bowl	\$ 110.00	\$ 136.01	43	18"	24.875" x 14.875" x 15.5"
10" Rough-In						
139NS-160	Alto 1.6 Elongated SMHT Combo ADA	\$ 356.5	-	86	-	-
139NS	Elongated SmartHeight Bowl	\$ 259.84	-	52	18	27.5" x 14.875" x 17.125"
138-160	Alto 1.6 Elongated Combo	\$ 325.3	-	87	-	-
138	Elongated Bowl	\$ 228.67	-	53	18	26.75" x 15.5" x 15.5"
131-160	Alto 1.6 Round Combo	\$ 276.0	-	79	-	-
131	Round Bowl	\$ 179.40	-	45	18	24.875" x 14.875" x 15.375"

Standard Colors: White Premium Colors: Biscuit • Bone
*Must be ordered in full pallet quantities (white only)

PARTS & ACCESSORIES

Model #	Product Description	List Price	
		Standard	Premium
40	WHT — Trip Lever, White	\$ 9.29	
	BONE — Trip Lever, Bone		
	BISC — Trip Lever, Biscuit		
	CH — Trip Lever, Chrome		
40RH	CH — Trip Lever, Chrome, Right-Hand	\$ 5.88	
55 (upgrade option)	CH — Trip Lever, Chrome	\$ 21.37	
	SB — Trip Lever, Sicilian Bronze	\$ 69.45	
	SN — Trip Lever, Satin Nickel	\$ 69.63	
400A	Fluidmaster Pilot Anti-Siphon Fill Valve	\$ 25.40	
211-1112	Flush Valve	\$ 14.50	
125-LID	Tank Lid	\$ 116.26	\$ 122.94
160-LID	Tank Lid	\$ 67.64	\$ 85.19
BC	Plastic Bolt Caps (set of two)		\$ 1.78

Alto® 1.28

ECONOMICAL RELIABILITY

A staple of the Mansfield® toilet lineup for almost 30 years, Alto® has a long history of reliable performance. It is offered in a wide range of configurations to meet your project needs, and its universal style will blend well with any decor. Economical, practical and dependable — Alto is an easy choice for the price-conscious home owner.

- Toilet combination
- 1.28 gpf / 4.8 lpf high efficiency water consumption
- Uses 20% less water than conventional toilets
- Universal style blends nicely with any décor
- SmartFlush™ flushing technology with 3-2" hybrid flush valve
- Fluidmaster® pilot anti-siphon fill valve
- Plastic trip lever, color match finish
- SmartFasten™ 3-bolt connection
- Fully glazed trapway
- 10", 12" & 14" Rough-In
- 800 g MaP
- Complies with ADA requirements for accessibility (models noted below)
- Toilet seat and supply not included



ALTO 1.28
137-3173
1.28 ELONGATED **ADA**



Model #	Product Description	List Price	Approx. Ship Weight (lbs.)	Pallet Qty	Package Dimensions (H x W x D)
		Standard			
Tank					
3173	1.28 Tank with Color-Match Trip Lever and Lid	\$ 96.63	33	36"	20.25" x 8.625" x 15.25"
12" Rough-In					
137-3173	Alto 1.28 Elongated SMHT Combo ADA	\$ 317.64	84	-	-
137	Elongated SmartHeight Bowl	\$ 221.01	51	18"	27.75" x 15.125" x 17.125"
117-3173	Alto 1.28 Round SMHT Combo ADA	\$ 274.08	86	-	-
117	Round SmartHeight Bowl	\$ 177.45	52	18"	25" x 15.25" x 17"
135-3173	Alto 1.28 Elongated Combo	\$ 224.86	80	-	-
135	Elongated Bowl	\$ 128.23	47	18"	26.75" x 15.625" x 15.5"
130-3173	Alto 1.28 Round Combo	\$ 206.63	76	-	-
130	Round Bowl	\$ 110.00	43	18"	24.875" x 14.875" x 15.5"
10" Rough-In					
139NS-3173	Alto 1.28 Elongated SMHT Combo ADA	\$ 356.5	85	-	-
139NS	Elongated SmartHeight Bowl	\$ 259.84	52	18	27.5" x 14.875" x 17.125"
138-3173	Alto 1.28 Elongated Combo	\$ 325.3	86	-	-
138	Elongated Bowl	\$ 228.67	53	18	26.75" x 15.5" x 15.5"
131-3173	Alto 1.28 Round Combo	\$ 276.0	80	-	-
131	Round Bowl	\$ 179.40	45	18	24.875" x 14.875" x 15.375"

Standard Colors: White Premium Colors: Biscuit • Bone

*Must be ordered in full pallet quantities (white only)

PARTS & ACCESSORIES


Model #	Product Description	List Price	
		Standard	Premium
31	WHT — Trip Lever, White	\$ 9.29	
	BONE — Trip Lever, Bone		
	BISC — Trip Lever, Biscuit		
	CH — Trip Lever, Chrome		
31RH	CH — Trip Lever, Chrome, Right-Hand	\$ 9.29	
	WHT — Trip Lever, White, Right-Hand		
400A	Fluidmaster Pilot Anti-Siphon Fill Valve	\$ 25.40	
228	3" Flapper Flush Valve	\$ 19.41	
125-LID	Tank Lid	\$ 116.26	\$ 122.94
160-LID	Tank Lid	\$ 67.64	\$ 85.19
BC	Plastic Bolt Caps (set of two)		\$ 1.78

ALTO® 1.6 AND 1.28 GPF TANK OPTIONS

Model #	Product Description	List Price		Approx. Ship Weight (lbs.)	Pallet Qty	Package Dimensions
		Standard	Premium			
125	Variation of 160, 14" rough-in	\$ 203.47	N/A	46	36	20" x 10.25" x 17.375"
160RH	Variation of 160, right-hand trip lever, chrome	\$ 106.96		33		
170	Variation of 160, tank liner	\$ 140.38	\$ 176.39	33		
173	Variation of 160, color match trip lever, 2" flapper	\$ 96.16	\$ 121.69	32	36**	20.25" x 8.625" x 15.25"
174	Variation of 160, color match trip lever, 2" flapper, tank liner	\$ 140.67		39		
180	Variation of 160, color match trip lever	\$ 95.97	\$ 121.69	34	36**	
3173RH	Variation of 3173, right-hand trip lever, color match	\$ 106.96		33	36	20.25" x 8.625" x 15.25"
3174	Variation of 3173, color match trip lever, tank liner	\$ 140.67				

Standard Colors: White Premium Colors: Biscuit • Bone

*Must be ordered in full pallet quantities (white only)



ALTO® TANK OPTION REFERENCE CHART

Model #	Colors Available	GPF	FEATURES							
			Chrome Trip Lever	Color Match Trip Lever	Right Hand Trip Lever	Tank Liner	Fluidmaster & 2" Flush Tower	Fluidmaster & 2" Flapper	Fluidmaster & 3-2" Flapper	14" Rough-in
125	WH	1.6	•				•			•
160	WH	1.6	•				•			
160RH	WH	1.6	•		•		•			
170	WH, BN, BISC	1.6	•			•	•			
173	WH, BN, BISC	1.6		•				•		
174	WH	1.6		•		•		•		
180	WH, BN, BISC	1.6		•			•			
3165	WH	1.28		•					•	
3173	WH	1.28		•					•	
3173RH	WH	1.28		•	•				•	
3174	WH	1.28		•		•			•	

VX1

SIMPLICITY & EFFICIENCY

Centered on two key features, Mansfield's VX1 brings you exactly what you need — nothing you don't. VX1 guarantees efficiency and performance without fuss or frustration, committing to excellent performance and ease of use for homeowners and industry professionals alike.

- Toilet combination
- 1.28 gpf / 4.8 lpf high efficiency water consumption
- Uses 20% less water than conventional toilets
- Color match plastic trip lever
- Fluidmaster® 3-2" hybrid flapper flush valve
- Fluidmaster® pilot anti-siphon fill valve
- Plastic trip lever, color match finish
- Fully glazed trapway
- 10" & 12" Rough-In
- 600 g MaP
- Complies with ADA requirements for accessibility (models noted below)
- Toilet seat and supply not included



VX1
1037-1073
1.28 ELONGATED **ADA**



Model #	Product Description	List Price Standard	Approx. Ship Weight (lbs.)	Pallet Qty	Package Dimensions (H x W x D)
Tank					
1073	1.28 Tank and Lid, 12" Rough-In	\$ 92.12	29	36"	17.5" x 9" x 16"
12" Rough-In					
1030-1073	VX1 1.28 Round Combo	\$ 196.98	-	-	-
1030	Round Bowl	\$ 104.86	42	18"	26" x 16" x 16"
1035-1073	VX1 1.28 Elongated Combo	\$ 214.36	-	-	-
1035	Elongated Bowl	\$ 122.24	44	18"	28.5" x 16.5" x 16"
1037-1073	VX1 1.28 Elongated SMHT Combo ADA	\$ 302.81	-	-	-
1037	Elongated SmartHeight Bowl	\$ 210.69	56	12"	28" x 16" x 18"

Standard Colors: White

**Must be ordered in full pallet quantities

TANK OPTIONS

Model #	Product Description	List Price Standard
1073RH	Variation of 1073, with Right-Hand trip lever	\$ 101.97
1073-10	Variation of 1073, with 10" Rough-In	\$ 101.97

PARTS & ACCESSORIES

Model #	Product Description	List Price Standard
10	WHT — Trip Lever, White	\$ 8.40
10RH	WHT — Trip Lever, Right-Hand, White	\$ 19.34
400A	Fluidmaster Pilot Anti-Siphon Fill Valve	\$ 25.40
532A	Fluidmaster 3-2" hybrid flapper flush valve	\$ 20.23
5403	Fluidmaster 3" universal replacement flapper	N/A
1073-LID	Tank Lid	N/A
BC	Plastic Bolt Caps (set of two)	\$ 1.78

Complete Toilet Kits (CTK)

EVERYTHING YOU NEED IN ONE CONVENIENT KIT

Make your toilet installation easy with a Complete Toilet Kit (CTK). Everything you need is included — saving you time and money.

- Toilet bowl and tank
- Toilet seat
- Flange bolts
- Wax ring with polyethylene flange
- Instructions
- Supply line not included



4384CTK
SUMMIT DUAL FLUSH
ELONGATED, SMARTHEIGHT™



COMPLETE TOILET KIT (CTK)							
Model #	Product Description	Toilet Combination in CTK	List Price	Approx. Ship Weight (lbs.)	Pallet Qty	Package Dimensions (H x W x D)	
			Standard				
117CTK	Pro-Fit 4 1.6 Round SMHT CTK ADA	117-160	\$ 335.47	85	10	25" x 16" x 25.25"	
130CTK	Pro-Fit 1 1.6 Round CTK	130-160	\$ 230.98			25.25" x 16.375" x 24.5"	
135CTK	Pro-Fit 2 1.6 Elongated CTK	135-160	\$ 262.48			27.75" x 16.25" x 24.375"	
137CTK	Pro-Fit 3 1.6 Elongated SMHT CTK ADA	137-160	\$ 340.89	93		27.625" x 17" x 25.375"	
380CTK	Summit 1.6 Round CTK	380-386	\$ 291.84	91		25" x 17" x 23.625"	
384CTK	Summit 1.6 Elongated SMHT CTK ADA	384-386	\$ 375.86			28" x 17" x 25.375"	
388CTK	Summit 1.6 Round SMHT CTK ADA	388-386	\$ 362.71			25.5" x 17" x 26.25"	
4117CTK	▲ Pro-Fit 4 1.28 Round SMHT CTK ADA	117-3173	\$ 335.47	85		25" x 16" x 25.25"	
4130CTK	▲ Pro-Fit 1 1.28 Round CTK	130-3173	\$ 230.98			25.25" x 16.375" x 24.5"	
4135CTK	▲ Pro-Fit 2 1.28 Elongated CTK	135-3173	\$ 262.48	88		27.75" x 16.25" x 24.375"	
4137CTK	▲ Pro-Fit 3 1.28 Elongated SMHT CTK ADA	137-3173	\$ 340.89			27.625" x 17" x 25.375"	
4381CTK	▲ Summit 1.28 Round CTK	380-387	\$ 291.28	98		25" x 17" x 23.625"	
4383CTK	▲ Summit 1.28 Elongated CTK	382-387	\$ 332.92		27.625" x 17" x 25.375"		
4384CTK	▲ Summit Dual Flush Elongated SMHT CTK	384-3386	\$ 428.03		28" x 17" x 25.375"		
4385CTK	▲ Summit 1.28 Elongated SMHT CTK ADA	384-387	\$ 375.86	95			



SANITARYWARE

LAVATORIES



ENSO
1415
ABOVE-COUNTER VESSEL



Enso

STYLE AND AFFORDABILITY COLLIDE

Simple and timeless elegance. Exceptional quality. Unbelievable value. The Enso can be the centerpiece of your guest bathroom or the subtle surprise of your spa-like retreat

- 14-3/4" above-counter vessel
- 4" basin
- Wide basin for comfort and functionality
- Mansfield limited lifetime warranty
- Available in white
- No faucet center

ENSO ABOVE COUNTER VESSEL

Model #	Product Description	List Price Standard	Approx. Ship Weight (lbs.)	Pallet Qty	Package Dimensions (H x W x D)
Above Counter Vessel					
1415	Enso Lavatory, Above-Counter Vessel	\$ 117.00	9,5	92	15-3/4" x 6-7/8" x 15-3/4"

Standard Colors: White

DROP-IN LAVATORIES



Barrett™

WARM & INVITING STYLE FOR YOUR DESIGNER BATHROOM

- 23-1/16" x 18-5/8" drop-in lavatory
- Basin: 16-1/4" x 10-1/2"
- Rectangular style
- Concealed front overflow
- Complies with ADA requirements for accessibility
- Available in single hole, 4" and 8" faucet centers
- Coordinating toilets and bathtubs available

BARRETT™
268-4
DROP-IN LAVATORY ADA
4" FAUCET CENTER



BARRETT™ DROP-IN LAVATORY						
Model #	Product Description	List Price	Approx. Ship Weight (lbs.)	Pallet Qty	Package Dimensions (H x W x D)	ADA
		Standard				
Drop-In						
268-1	Barrett Drop-In Lavatory, Single Hole					ADA
268-4	Barrett Drop-In Lavatory, 4" Faucet Center	\$ 208.18	29	20	23.5" x 19" x 9"	ADA
268-8	Barrett Drop-In Lavatory, 8" Faucet Center					ADA

Standard Colors: White



Brentwood®

ELEGANT & TRADITIONAL STYLE FOR YOUR DESIGNER BATHROOM

- 22-7/16" x 18-15/16" drop-in lavatory
- Basin: 18-11/16" x 12-7/16"
- Rectangular style
- Concealed front overflow
- Complies with ADA requirements for accessibility
- Available in 4" faucet centers
- Coordinating toilets and bathtubs available

BRENTWOOD®
254-4
DROP-IN LAVATORY ADA
4" FAUCET CENTER



BRENTWOOD® DROP-IN LAVATORY						
Model #	Product Description	List Price	Approx. Ship Weight (lbs.)	Pallet Qty	Package Dimensions (H x W x D)	ADA
		Standard				
Drop-In						
254-4	Brentwood Drop-In Lavatory, 4" Faucet Center	\$ 217.63	30	20	23.25" x 20" x 7"	ADA

Standard Colors: White

DROP-IN LAVATORIES



MS Oval™

The MS series of lavs offers round and oval designs to support space and preferences of the installer. Simple and economical, the MS series is the perfect choice for contractors across the country.

- 20-1/2" x 17" drop-in lavatory
- Basin: 17" x 11-1/8"
- Oval style lavatory
- Concealed front overflow
- Complies with ADA requirements for accessibility
- Available in single, 4" and 8" faucet centers

MS OVAL™

237-4
DROP-IN LAVATORY ADA
4" FAUCET CENTER



MS OVAL™ DROP-IN LAVATORY

Model #	Product Description	List Price		Approx. Ship Weight (lbs.)	Pallet Qty	Package Dimensions (H x W x D)
		Standard	Premium			
Drop-In						
237-1	MS Oval Drop-In Lavatory, Single Hole		N/A	17	30*	20" x 17.625" x 8.5"
237-4	MS Oval Drop-In Lavatory, 4" Faucet Center	\$ 52.94	\$ 60.34			
237-8	MS Oval Drop-In Lavatory, 8" Faucet Center		N/A			

Standard Colors: White Premium Colors: Biscuit • Bone

*Must be ordered in full pallet quantities (white only)



MS Round™

The MS series of lavs offers round and oval designs to support space and preferences of the installer. Simple and economical, the MS series is the perfect choice for contractors across the country.

- 19-1/4" x 19-5/8" drop-in lavatory
- Basin: 15-1/4" x 12-3/8"
- Round style lavatory
- Concealed front overflow
- Complies with ADA requirements for accessibility
- Available in 4" faucet centers

MS ROUND™

239-4
DROP-IN LAVATORY ADA
4" FAUCET CENTER



MS ROUND™ DROP-IN LAVATORY

Model #	Product Description	List Price	Approx. Ship Weight (lbs.)	Pallet Qty	Package Dimensions (H x W x D)
		Standard			
Drop-In					
239-4	MS Round Drop-In Lavatory, 4" Faucet Center	\$ 53.86	17	20*	19.25" x 19.625" x 9"

Standard Colors: White Premium Colors: Biscuit • Bone

PEDESTAL LAVATORIES



BARRETT™
330
COMBINATION
LAVATORY AND PEDESTAL



Barrett™
WARM & INVITING STYLE FOR YOUR DESIGNER BATHROOM

- 24-3/8" x 19-1/8" pedestal lavatory with hanger
- Basin: 17-5/16" x 11-1/4"
- 34" luxury height for added comfort
- Integrated rear overflow
- Available in single hole, 4" and 8" faucet centers
- Coordinating toilets and bathtubs available



BARRETT™ PEDESTAL LAVATORY

Model #	Product Description	List Price Standard	Approx. Ship Weight (lbs.)	Pallet Qty	Package Dimensions (H x W x D)
Pedestal Combination					
330	Barrett Combination Lavatory and Pedestal	\$ 381.3	75	-	-
Lavatory					
328-1	Barrett Lavatory Basin, Single Hole	\$ 216.42	40	18	24.75" x 9.25" x 19.25"
328-4	Barrett Lavatory Basin, 4" Faucet Center				
328-8	Barrett Lavatory Basin, 8" Faucet Center				
Pedestal					
329	Barrett Pedestal	\$ 164.90	35	18	28.5" x 11.25" x 9.5"

Standard Colors: White



ALTO® IV
290
COMBINATION
LAVATORY AND PEDESTAL



Alto® IV
SPACIOUS. TIMELESS. SIMPLE. BEAUTIFUL.

Beautiful in its simplicity, Alto® IV brings a natural balance to a bathroom, complementing the other fixtures, harmonious with any design. One of Mansfield's more popular pedestals, Alto IV doesn't make you sacrifice a spacious basin for your half or smaller-sized bathroom. Designed not to be the centerpiece, but rather to enhance the beauty of whatever you choose to be the focal point of the bathroom.

- 25" x 19" pedestal lavatory with hanger
- Basin: 20-1/2" x 12-3/8"
- 34-1/4" luxury height for added comfort
- Concealed front overflow
- Available in single hole, 4" and 8" faucet centers



ALTO® IV PEDESTAL LAVATORY

Model #	Product Description	List Price Standard	Approx. Ship Weight (lbs.)	Pallet Qty	Package Dimensions (H x W x D)
Pedestal Combination					
290	Alto IV Pedestal Lavatory Combination	\$ 247.4	54	-	-
Lavatory					
292-1	Alto IV Lavatory Basin, Single Hole	\$ 157.47	39	18	25" x 9.5" x 20"
292-4	Alto IV Lavatory Basin, 4" Faucet Center				
292-8	Alto IV Lavatory Basin, 8" Faucet Center				
Pedestal					
293	Alto IV Pedestal	\$ 89.94	15	40	32.25" x 8" x 8"

Standard Colors: White Premium Colors: Biscuit



MAVERICK™
349
COMBINATION
LAVATORY AND PEDESTAL



Maverick™ CLASSIC AND MINIMALISTIC

Classic and minimalistic, the Maverick series embodies heritage of Mansfield Plumbing. Subtle bevels on the pedestal lavatory matches the classic pedestal base to create an inviting accent to your bathroom décor.

- 24" x 21-1/2" pedestal lavatory with hanger
- Basin: 19-1/2" x 14-9/16"
- 33" luxury height for added comfort
- Integrated rear overflow
- Great size for remodeling projects and small secondary bathrooms in the home where not a lot of counter space is needed
- Narrow lines can help give a small space feel
- Universal style to match any bathroom décor
- Available in single, 4" and 8" faucet centers



MAVERICK™ PEDESTAL LAVATORY

Model #	Product Description	List Price Standard	Approx. Ship Weight (lbs.)	Pallet Qty	Package Dimensions (H x W x D)
Pedestal Combination					
349	Maverick Pedestal Lavatory Combination	\$ 208.7	63	-	-
Lavatory					
348-1	Maverick Lavatory Basin, Single Hole	\$ 127.29	37	18	24.25" x 9.625" x 22.25"
348-4	Maverick Lavatory Basin, 4" Faucet Center				
348-8	Maverick Lavatory Basin, 8" Faucet Center				
Pedestal					
344	Maverick Pedestal	\$ 81.42	26	18	29" x 12" x 9"

Standard Colors: White

Maximo

Sleek and compact, the Maximo pedestal lavatories are perfect for smaller bathrooms and half-baths, providing a comfortable working height for daily routines.

- 22-1/4" x 16-1/4" pedestal lavatory
- Basin: 5-1/2"
- Concealed front overflow
- Available in 4" and 8" faucet centers
- Mansfield Limited Lifetime warranty available in white



MAXIMO
530
COMBINATION
LAVATORY AND PEDESTAL



WEST HAMPTON™ PEDESTAL LAVATORY

Model #	Product Description	List Price Standard	Approx. Ship Weight (lbs.)	Pallet Qty	Package Dimensions (H x W x D)
Pedestal Combination					
530	Maximo Pedestal Lavatory Combination	\$ 193.6	43	-	-
Lavatory					
331-4	Maximo Lavatory, 4" Faucet Center	\$ 112.85	25	33	22-1/6" x 7-1/8" x 17-11/16"
331-8	Maximo Lavatory, 8" Faucet Center				
Pedestal					
332	Maximo Pedestal	\$ 80.73	18	48	28" x 6" x 7"

Standard Colors: White



Maple™

The Maple undercounter lavatories offer a very neutral design that mounts under, providing a smooth transition from the counter to the sink. Available in petite and standard sizes, the Maple series has the versatility to be used in any bathroom in the house.

- 19-3/4" x 16" undercounter lavatory
- Basin: 17-5/16" x 14-1/8"
- Oval style lavatory
- Concealed front overflow
- Complies with ADA requirements for accessibility

MAPLE™
217
UNDERCOUNTER ADA



MAPLE™ UNDERCOUNTER LAVATORY						
Model #	Product Description	List Price		Approx. Ship Weight (lbs.)	Pallet Qty	Package Dimensions (H x W x D)
		Standard	Premium			
Undercounter						
217	Maple Lavatory, Undercounter ADA	\$ 85.04	\$ 104.04	18	30	20" x 17.75" x 8.25"
Standard Colors: White Premium Colors: Biscuit						

PARTS & ACCESSORIES		
Model #	Product Description	List Price
		Standard
CLIPS	Mounting Clips (Set of 4)	\$ 26.01

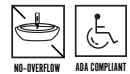


Petite Maple™

The Maple undercounter lavatories offer a very neutral design that mounts under, providing a smooth transition from the counter to the sink. Available in petite and standard sizes, the Maple series has the versatility to be used in any bathroom in the house.

- 17-1/8" x 14-1/4" undercounter lavatory
- Basin: 15-1/8" x 12-1/4"
- Petite oval style lavatory
- Concealed front overflow
- Complies with ADA requirements for accessibility

PETITE MAPLE™
216NS
UNDERCOUNTER ADA



PETITE MAPLE™ UNDERCOUNTER LAVATORY						
Model #	Product Description	List Price	Approx. Ship Weight (lbs.)	Pallet Qty	Package Dimensions (H x W x D)	
		Standard				
Undercounter						
216NS	Petite Maple Lavatory, Undercounter ADA	\$ 72.76	15	30	17.25" x 7" x 14"	
Standard Colors: White						

PARTS & ACCESSORIES		
Model #	Product Description	List Price
		Standard
CLIPS	Mounting Clips (Set of 4)	\$ 26.01

UNDERCOUNTER LAVATORIES



Petite Covington™

The Petite Covington undercounter lavatory offers a rectangular neutral design that mounts under, providing a smooth transition from the counter to the sink. The Covington series has the versatility to be used in any bathroom in the house.

- 21-3/8" x 13-5/8" undercounter lavatory
- Basin: 19" x 11-3/8"
- Petite rectangular style lavatory
- Concealed front overflow
- Mounting clips included
- Complies with ADA requirements for accessibility

PETITE COVINGTON™
218NS
UNDERCOUNTER **ADA**



PETITE COVINGTON™ UNDERCOUNTER LAVATORY					
Model #	Product Description	List Price Standard	Approx. Ship Weight (lbs.)	Pallet Qty	Package Dimensions (H x W x D)
Undercounter					
218NS	Petite Covington Lavatory, Undercounter ADA	\$ 143.22	21	30	21.5" x 8.25" x 14"
Standard Colors: White					

PARTS & ACCESSORIES		
Model #	Product Description	List Price Standard
CLIPS	Mounting Clips (Set of 4)	\$ 26.01

SANITARYWARE

COMMERCIAL

ELEMENTARY TOILET COMBINATION

Elementary®

SAFETY AND CONFIDENCE FOR BEGINNING USERS

New and improved, the Elementary™ toilet from Mansfield® has undergone a complete redesign to bring significant performance improvements to this juvenile height toilet. A perfect solution for school and daycare applications, its low bowl height and safety features make the Elementary toilet ideal for young children to use confidently and independently.

- Toilet combination
- 1.28 gpf / 4.8 lpf high efficiency water consumption
- Juvenile height toilet (10-3/8" high bowl)
- Round front, rimless bowl design provides large bowl opening and easy cleaning
- Includes cover lock
- Includes slow close toilet seat
- 2" flush valve
- Pilot operated anti-siphon fill valve
- Chrome-plated trip lever
- 1-5/8" glazed trapway
- 10" rough-in
- Supply line not included



ELEMENTARY™
4326-4321
1.28 ROUND JUVENILE



Model #	Product Description	List Price Standard	Approx. Ship Weight (lbs.)	Pallet Qty	Package Dimensions (H x W x D)
Tank					
4321	1.28 Tank and Lid	\$ 190.62	22	45	12.25" x 8.75" x 12.75"
12" Rough-In					
4326-4321	Elementary 1.28 Round Combination	\$ 480.24	56	-	-
4326	Round Bowl	\$ 289.62	34	18	22.125" x 12.375" x 13.375"

Standard Colors: White

PARTS & ACCESSORIES

Model #	Product Description	List Price	
4320-LID	Tank Lid	\$ 133.43	
ELEM	Elementary Toilet Seat	\$ 131.28	
20CH	Trip Lever, Chrome-Plated Plastic	\$ 11.97	
90	Fill Valve, 1.0 gpf — 1.6 gpf	\$ 26.36	
BC	Plastic Bolt Caps (set of two)	\$ 1.78	
Part #	001304321	Elementary Flush Valve	\$ 19.69
	005314320	Elementary Locking Lid Mechanism	\$ 17.07

FLUSHOMETER TOILETS



Adriatic™

- Commercial flushometer toilet
- 1.6 gpf / 6.0 lpf or 1.28 gpf / 4.8 lpf high efficiency water consumption, depending on flushometer
- SmartHeight™ (17" high bowl)
- 1-1/2" top spud
- Ideal for clinical applications
- Complies with ADA requirements for accessibility (models noted below)
- Flushometer valve, toilet seat and supply not included



ADRIATIC™
ELONGATED SMARTHEIGHT ADA



ADRIATIC™ FLUSHOMETER TOILET

Model #	Product Description	List Price	Approx. Ship Weight (lbs.)	Pallet Qty	Package Dimensions (H x W x D)
		Standard			
10" Rough-In, Floor-Mount					
1319	Elongated SmartHeight Bowl ADA	\$ 273.94	61	12	27.5" x 16" x 19"

Standard Colors: White

PARTS & ACCESSORIES

Model #	Product Description	List Price
BC	Plastic Bolt Caps (set of two)	\$ 1.78



Baltic™

- Commercial flushometer toilet
- 1.6 gpf / 6.0 lpf or 1.28 gpf / 4.8 lpf high efficiency water consumption, depending on flushometer
- 1-1/2" top spud
- Specifically designed for industrial and commercial applications
- Flushometer valve, toilet seat and supply not included



BALTIC™
ELONGATED



BALTIC™ FLUSHOMETER TOILET

Model #	Product Description	List Price	Approx. Ship Weight (lbs.)	Pallet Qty	Package Dimensions (H x W x D)
		Standard			
10" Rough-In, Floor-Mount					
1311NS	Elongated Bowl	\$ 203.36	54	12	27" x 16.375" x 16.25"

Standard Colors: White

PARTS & ACCESSORIES

Model #	Product Description	List Price
BC	Plastic Bolt Caps (set of two)	\$ 1.78




Erie 1301™

- Commercial flushometer toilet
- 1.6 gpf / 6.0 lpf or 1.28 gpf / 4.8 lpf high efficiency water consumption, depending on flushometer
- 1-1/2" top spud
- Wall-Mount, Rear Outlet
- Ideal for clinical applications
- Complies with ADA requirements for accessibility
- Flushometer valve, toilet seat and supply not included

ERIE 1301™
1301
ELONGATED ADA
WALL-MOUNT, REAR OUTLET



ERIE 1301™ FLUSHOMETER TOILET

Model #	Product Description	List Price Standard	Approx. Ship Weight (lbs.)	Pallet Qty	Package Dimensions (H x W x D)
Rear-Outlet, Wall-Mount					
1301	Elongated Bowl 	\$ 180.83	61	12	25.5" x 16.25" x 15.25"
Standard Colors: White					

URINALS



Adam™ HE

- Commercial Wash-Down Urinal
- Minimum 0.5 gpf / 1.9 lpf high efficiency water consumption, depending on flushometer
- Wall-mount
- 13-5/8" x 19-1/2" x 13-1/4"
- 1-1/2" spud outlet
- Includes 3/4" top spud and hanger
- Flushometer valve and supply not included



ADAM™ HE
401HE
WALL-MOUNT



ADAM™ HE URINAL

Model #	Product Description	List Price	Approx. Ship Weight (lbs.)	Pallet Qty	Package Dimensions (H x W x D)
		Standard			
Wall-Mount					
401HE	Wash-Down Urinal	\$ 160.88	30	28	21" x 14.25" x 14"

Standard Colors: White

PARTS & ACCESSORIES

Model #	Product Description	List Price
471-3261	Urinal Hanger	\$ 6.31
23	Flushometer Bowl & Urinal Spuds	\$ 8.59
24	Urinal Top Spud	\$ 10.50



Brevity®

- Commercial Wash-Down Urinal with extended shields
- Minimum 0.125 gpf / 0.5 lpf ultra high efficiency water consumption, depending on flushometer
- Wall-mount
- 14-1/2" x 24-3/8"
- Flushing rim and integral trap
- Includes 2" outlet spud and hanger
- Complies with ADA requirements for accessibility
- Flushometer valve and supply not included



BREVITY®
422
WALL-MOUNT **ADA**



BREVITY® URINAL

Model #	Product Description	List Price	Approx. Ship Weight (lbs.)	Pallet Qty	Package Dimensions (H x W x D)
		Standard			
Wall-Mount					
422	Wash-Down Urinal ADA	\$ 360.96	42	18	24" x 13.75" x 15"

Standard Colors: White

Cascade II



- Top spud, half-stall, wall-mount, wash-down urinal with extended sides
- Complies with ADA requirements for accessibility
- 0.125, 0.5 or 1.0 gpf (when using the proper flush valve)
- Integral trap
- The Mansfield® limited lifetime warranty
- Available in White



ADA
CASCADE II
414UHE
WALL-MOUNT



CASCADE II URINAL

Model #	Product Description	List Price Standard	Approx. Ship Weight (lbs.)	Pallet Qty	Package Dimensions (H x W x D)
Half-Stall, Wall-Mount					
414UHE	Wash-Down Urinal ADA	\$ 393.90	59	9	28.625" x 19.5" x 15.5"

Standard Colors: White

PARTS & ACCESSORIES

Model #	Product Description	List Price
471-3265	Urinal Hangers (set of 2)	\$ 3.03
24	Urinal Top Spud	\$ 10.50

WALL-MOUNT LAVATORIES



Grand Isle™

- Commercial Wall-Mount Lavatory with backplash
- 22" x 18-1/8"
- Basin: 16" x 10-5/8"
- Concealed front overflow
- Drilled for concealed arm carrier, required
- Includes hanger
- Available in 4" faucet centers
- Complies with ADA requirements for accessibility
- Faucet not included

GRANDE ISLE™
2018HBNS
WALL-MOUNT ADA



GRAND ISLE™ WALL-MOUNT LAVATORY					
Model #	Product Description	List Price	Approx. Ship Weight (lbs.)	Pallet Qty	Package Dimensions (H x W x D)
		Standard			
Wall-Mount					
	ADA				
2018HBNS-4	Commercial Lavatory, 4" Faucet Center	\$ 135.51	37	24	23" x 12.5" x 19"
Standard Colors: White					



Willow Run™

- Commercial Wall-Mount Lavatory with backplash
- Basin: 20-1/2" x 11-3/4"
- Concealed front overflow
- Drilled for concealed arm carrier, Included
- Includes hanger
- Available in 4" faucet centers
- Complies with ADA requirements for accessibility
- Faucet not included

WILLOW RUN™
1918
WALL-MOUNT ADA



GRAND ISLE™ WALL-MOUNT LAVATORY					
Model #	Product Description	List Price	Approx. Ship Weight (lbs.)	Pallet Qty	Package Dimensions (H x W x D)
		Standard			
Wall-Mount					
	ADA				
1918	Commercial Lavatory, 4" Faucet Center	\$ 107.84	38	24	20-5/8" x 10-15/16" x 18-5/16"
Standard Colors: White					

SANITARYWARE

PARTS & ACCESSORIES

PARTS & ACCESSORIES CROSS REFERENCE CHART

Tank Model #	Trip Lever Model #	Trip Lever Finishes*							Alternate Trip Lever Model #	Flush Valve Model #	Fill Valve Model #	Water Consumption (gpf)	
		Chrome	Satin Nickel	Sicilian Bronze	Matte Black	Color Match							
						White	Biscuit	Bone					
035	42	•							41	210-1112	08-1112	3.5	
106	69	•	+	+						206-1112	2206	1.6	
119/119CL/119RH	50	•								EcoFlush		Dual Flush (1.1 / 1.6)	
122	47	•								Sloan Flushmate III		1.6	
123	45	•								Sloan Flushmate III		1.6	
123RH	49	•								Sloan Flushmate III		1.6	
125	40	•							55	211-1112	FM-400A	1.6	
153	45	•								Sloan Flushmate IV		1.0	
153RH	49	•								Sloan Flushmate IV		1.0	
154	47	•								Sloan Flushmate IV		1.0	
155	45	•								Sloan Flushmate III		1.28	
155RH	49	•								Sloan Flushmate III		1.28	
160	40	•							55	211-1112	FM-400A	1.6	
160RH	40RH	•								211-1112	FM-400A	1.6	
161	40	•							55	211-1112	FM-400A	1.6	
165	40	•					+	+	+	55	211-1112	FM-400A	1.6
170	40	•							55	211-1112	FM-400A	1.6	
171	40	•					+	+	+	55	211-1112	FM-400A	1.6
172	31	•								203A	FM-400A	1.6	
172RH	31RH	•								203A	FM-400A	1.6	
173/173FM	31						•	•	•	203A	FM-400A	1.6	
173RH/173FMRH	31RH						•			203A	FM-400A	1.6	
174	31	+					•	•	•	203A	FM-400A	1.6	
175	40	•					+	+	+	55	211-1112	FM-400A	1.6
178	78	•	+							208E	90	Dual Flush (1.1 / 1.6)	
180	40						•	•	•	55	211-1112	FM-400A	1.6
181	40						•	•	•	55	211-1112	FM-400A	1.6
188	87	•								206-1112	2206	1.6	
190	40						•	•	•	55	211-1112	FM-400A	1.6
376	59	+					•			2037-1212	FM-400A	1.6	
376RH	59RH	+					•			2037-1212	FM-400A	1.6	
377	59	+					•			2036-1212	FM-400A	1.28	
377RH	59RH	+					•			2036-1212	FM-400A	1.28	
386	57	•	+	+	+					2037-1212	FM-400A	1.6	
386LT	57	•	+	+	+					2037-1212	FM-400A	1.6	
386RH	57RH	•								2037-1212	FM-400A	1.6	
387	57	•	+	+	+					2036-1212	FM-400A	1.28	
387LT	57	•	+	+	+					2036-1212	FM-400A	1.28	
387RH	57RH	•								2036-1212	FM-400A	1.28	
704	47	•								Sloan Flushmate IV		1.0	
705NS	73	•								204	2206	1.6	
708	73	•								204	2206	1.28	
710A	71	•								207	90	1.28	

*Model number can be found on inner tank wall.

PARTS & ACCESSORIES CROSS REFERENCE CHART (CONTINUED)

Tank Model #	Trip Lever Model #	Trip Lever Finishes*							Alternate Trip Lever Model #	Flush Valve Model #	Fill Valve Model #	Water Consumption (gpf)
		Chrome	Satin Nickel	Sicilian Bronze	Matte Black	Color Match						
						White	Biscuit	Bone				
722	70 or 73	•							204	2206	1.6	
1012 & 3012	79	•							209	90	1.0	
1386	57	•							206-1212	2206	1.6	
1386RH	57RH	•							206-1212	2206	1.6	
2916	77	•							2916-1112	FM-400A	1.28	
2987	39	•	+	+	+				2987-1112	FM-400A	1.28	
3106	69	•	+	+					206-1112	2206	1.28	
3108	66	•	+	+					206-1112	2206	1.28	
3120	31	•							228	FM-400A	1.28	
3120RH	31RH	•							228	FM-400A	1.28	
3121	31					•	•	•	228	FM-400A	1.28	
3121RH	31RH					•			228	FM-400A	1.28	
3122	31	+				•	•	•	228	FM-400A	1.28	
3125	31	+				•			228	FM-400A	1.28	
3147 & 3148	76	•	+	+					206-1112	2206	1.6 & 1.28	
3165	31	+				•	•	•	228	FM-400A	1.28	
3173	31	+				•	•	•	228	FM-400A	1.28	
3173RH	31RH	+				•			228	FM-400A	1.28	
3174	31	+				•	•	•	228	2206	1.28	
3185	85	•							206-1112	2206	1.28	
3195	72	•	+						206-1112	2206	1.28	
3386	33	•							308	2206	Dual Flush (1.1/1.6)	
3816	58	•							216	2206	1.28	
3816RH	58RH	•							216	2206	1.28	
3916	77	•							206-1112	2206	1.6	
3987	39	•	+	+	+				3987-1112	FM-400A	1.6	
4321	20	•							Elem Flush Valve	90	1.28	

* included on tank model listed * other available finish, sold separately

*Model number can be found on inner tank wall.

TOILET SEATS



SB900
SB900
COMMERCIAL
ELONGATED

- Heavy duty plastic, open front
- Includes mounting hardware and instructions

COMMERCIAL TOILET SEATS

Model #	Product Description	Color	Part #	List Price	
				Standard	Premium
SB900	Toilet Seat, Elongated, Open Front	White	007471900	\$ 68.96	

Standard Colors: White



SB700
SB700
SLOW CLOSE
ELONGATED



ENSO
SB1500
SLOW CLOSE
ELONGATED

- Heavy duty plastic, closed front
- Slow close technology gently and quietly closes toilet seat lid
- Includes mounting hardware and instructions



SLOW CLOSE TOILET SEATS

Model #	Product Description	Color	Part #	List Price	
				Standard	Premium
SB700	Standard Toilet Seat, Slow Close, Elongated, Closed Front	White	007470700	\$ 79.10	
		Biscuit	007470743		
		Bone	007470705		
SB1500	Enso Toilet Seat, Slow Close, Elongated, Closed Front	White	007471500	\$ 165.05	N/A
SB4000	Vanquish Toilet Seat, Slow Close, Side-Hinged, Elongated, Closed Front	White	007474000	\$ 159.51	

Standard Colors: White Premium Colors: Biscuit • Bone



YANQUISH
SB4000
SLOW CLOSE, SIDE-HINGED
ELONGATED



SB100
SB100
STANDARD
ROUND

- Plastic, closed front
- Includes mounting hardware and instructions

STANDARD TOILET SEATS

Model #	Product Description	Color	Part #	List Price	
				Standard	Premium
SB100	Toilet Seat, Round, Closed Front	White	007470055	\$ 32.01	
		Biscuit	007470058		
		Bone	007470056		
SB200	Toilet Seat, Elongated, Closed Front	White	007470038	\$ 38.87	
		Biscuit	007470041		
		Bone	007470039		

Standard Colors: White Premium Colors: Biscuit • Bone



SB200
SB200
STANDARD
ELONGATED

TANK LIDS



160-LID



165-LID



106-LID



710-LID



3816-LID



3916-LID



4320-LID



178-LID

ALTO® TANK LIDS

Model #	Product Description	List Price	
		Standard	Premium
160-LID	Alto Tank Lid - Fits tank models 160, 160RH, 161, 170, 172, 173, 173RH, 174, 180, 181, 190, 3120, 3173, 3173RH and 3174	\$ 67.64	\$ 85.19
165-LID	Alto Tank Lid, Cover Lock - Fits tank models 165, 175 and 3165	\$ 84.36	N/A

Standard Colors: White Premium Colors: Biscuit • Bone

BARRETT™ TANK LIDS

Model #	Product Description	List Price	
		Standard	Premium
106-LID	Barrett Tank Lid - Fits tank models 106 and 3106	\$ 138.44	\$ 173.07

Standard Colors: White Premium Colors: Biscuit

BROADWAY™ TANK LIDS

Model #	Product Description	List Price
		Standard
710-LID	Broadway Tank Lid - Fits tank model 710	\$ 117.02

Standard Colors: White

CASCADE® TANK LID

Model #	Product Description	List Price
		Standard
3816-LID	Cascade Tank Lid - Fits tank model 3816	\$ 80.41

Standard Colors: White Premium Colors: Bone

DENALI® TANK LID

Model #	Product Description	List Price
		Standard
3916-LID	Denali Tank Lid - Fits tank models 3916 and 2916	\$ 104.69

Standard Colors: White Premium Colors: Bone

ELEMENTARY® TANK LID

Model #	Product Description	List Price
		Standard
4320-LID	Elementary Tank Lid, Cover Lock - Fits tank model 4321	\$ 133.43

Standard Colors: White

ENSO® TANK LID

Model #	Product Description	List Price
		Standard
178-LID	Enso Tank Lid, Push Button Actuator - Fits tank model 178	\$ 145.49

Standard Colors: White

TANK LIDS



1012-LID



122-LID



386-LID



3386-LID



3987-LID



3195-LID



125-LID

MAVERICK™ TANK LID

Model #	Product Description	List Price	
		Standard	
1012-LID	Maverick™ Tank Lid - Fits tank models 1012 and 3012	\$ 110.85	

Standard Colors: White

QUANTUM™ TANK LID

Model #	Product Description	List Price	
		Standard	
122-LID	Quantum™ Tank Lid - Fits tank models 154 and 122	\$ 132.10	

Standard Colors: White

SUMMIT® TANK LIDS

Model #	Product Description	List Price	
		Standard	Premium
386-LID	Summit® Tank Lid - Fits tank models 376, 376RH, 377, 377RH, 386, 386RH, 386LT, 387, 387RH, 387LT and 1386	\$ 80.34	\$ 102.93
3386-LID	Summit® Tank Lid, Push Button Actuator - Fits tank model 3386	\$ 106.82	\$ 136.73

Standard Colors: White Premium Colors: Biscuit • Bone

VANQUISH® TANK LID

Model #	Product Description	List Price	
		Standard	
3987-LID	Vanquish® Tank Lid - Fits tank models 2987 and 3987	\$ 115.51	

Standard Colors: White

WAVERLY™ TANK LID

Model #	Product Description	List Price	
		Standard	
195-LID	Waverly™ Tank Lid - Fits tank model 3195	\$ 106.11	

Standard Colors: White

STANDARD TANK LID

Model #	Product Description	List Price	
		Standard	
125-LID	Tank Lid - Fits tank models 123, 123RH, 125, 153, 153RH, 155 and 3125	\$ 116.25	

Standard Colors: White

TRIP LEVERS



20CH

Chrome-plated plastic trip lever with front mount. Includes locknut for assembly.

20 TRIP LEVER

Model #	Product Description	Color	Part #	List Price (Ea.)	Pack	Master Carton Qty
20CH	Trip Lever, Left-Hand	Chrome	005313700	\$ 11.97	N/A	N/A



31CH

Plastic trip lever with front mount for flapper flush valve. Includes locknut for assembly.

31 TRIP LEVER

Model #	Product Description	Color	Part #	List Price (Ea.)	Pack	Master Carton Qty
31WHT	Trip Lever, Left-Hand	White	001239865	\$ 9.29	N/A	N/A
31BONE		Bone	001239889			
31BISC		Biscuit	001239890			
31CH		Chrome	001239864			
31RHWHT	Trip Lever, Right-Hand	White	001239866	\$ 9.29	N/A	N/A
31RHCH		Chrome	001239856			

31RHCH



33CH

Plastic push button actuator with top mount. Includes locknut for assembly.

33 ACTUATOR

Model #	Product Description	Color	Part #	List Price (Ea.)	Pack	Master Carton Qty
33CH	Push Button Actuator	Chrome	005614500	\$ 50.33	Bulk Bagged	N/A



39CH

Metal, side mount trip lever. Includes locknut for assembly.

39 TRIP LEVER

Model #	Product Description	Color	Part #	List Price (Ea.)	Pack	Master Carton Qty
39CH	Trip Lever, Left-Hand	Chrome	001230039	\$ 55.90	Bagged	N/A
39SN	Trip Lever, Left-Hand	Satin Nickel	001230040	\$ 67.70		
39SB	Trip Lever, Left-Hand	Sicilian Bronze	001230041			
39MB	Trip Lever, Left-Hand	Matte Black	001230042			

Plastic trip lever with front mount for tower flush valve.

Includes locknut for assembly.

40 TRIP LEVER

Model #	Product Description	Color	Part #	List Price (Ea.)	Pack	Master Carton Qty
40WHT-P	Trip Lever, LH, Single Unit	White	086304002	\$ 9.29	Blister View	N/A
40WHT-P-5	Trip Lever, LH, 5 Unit			\$ 8.14	Blister View	5*
40WHT-20	Trip Lever, LH, 20 Unit		081600013	\$ 5.09	Bulk Packed	20*
40BONE-P	Trip Lever, LH, Single Unit	Bone	086306031	\$ 9.29	Blister View	N/A
40BONE-P-5	Trip Lever, LH, 5 Unit			\$ 8.14	Blister View	5*
40BISC-P	Trip Lever, LH, Single Unit	Biscuit	086306032	\$ 9.29	Blister View	N/A
40BISC-P-5	Trip Lever, LH, 5 Unit			\$ 8.14	Blister View	5*
40CH-P	Trip Lever, LH, Single Unit			Chrome	086306030	\$ 9.29
40CH-P-10	Trip Lever, LH, 10 Unit	\$ 8.14	Blister View			10*
40CH-P-20	Trip Lever, LH, 20 Unit	\$ 7.74	Blister View			20*
40CH-20	Trip Lever, LH, 20 Unit	081600015	\$ 5.02		Bulk Packed	20*
40CH-50	Trip Lever, LH, 50 Unit		\$ 4.85		Bulk Packed	50*
40RHCH	Trip Lever, Right-Hand	Chrome	081600014	\$ 5.88	Bulk Packed	N/A

40CH

40RHCH

*No broken cartons

TRIP LEVERS



41CH

“Universal” plastic trip lever with front mount installation. Special ABS arm can be shaped to fit a variety of toilet tank trim configurations. Works with all type of flush valve connections: lift wire, direct or chain. Includes locknut for assembly.

41 TRIP LEVER

Model #	Product Description	Color	Part #	List Price (Ea.)	Pack	Master Carton Qty
41CH-P	Trip Lever, LH, Single Unit	Chrome	086300025	\$ 9.29	Blister View	N/A
41CH-P-10	Trip Lever, LH, 10 Unit			\$ 8.14	Blister View	10*
41CH-P-20	Trip Lever, LH, 20 Unit			\$ 7.74	Blister View	20*
41CH-20	Trip Lever, LH, 20 Unit		084100010	\$ 5.02	Bulk Packed	20*
41CH-50	Trip Lever, LH, 50 Unit		\$ 4.85	Bulk Packed	50*	

*No broken cartons



42CH

Plastic trip lever with front mount installation. Includes locknut for assembly.

42 TRIP LEVER

Model #	Product Description	Color	Part #	List Price (Ea.)	Pack	Master Carton Qty
42CH-P	Trip Lever, LH, Single Unit	Chrome	086306033	\$ 9.29	Blister View	N/A
42CH-P-10	Trip Lever, LH, 10 Unit			\$ 8.14	Blister View	10*
42CH-P-20	Trip Lever, LH, 20 Unit			\$ 7.74	Blister View	20*
42CH-20	Trip Lever, LH, 20 Unit		081238867	\$ 5.28	Bulk Packed	20*
42CH-50	Trip Lever, LH, 50 Unit		\$ 5.09	Bulk Packed	50*	

*No broken cartons



44CH

Plastic trip lever with front mount installation. Includes locknut for assembly.

44 TRIP LEVER

DISCONTINUED - AVAILABLE WHILE SUPPLIES LAST

Model #	Product Description	Color	Part #	List Price (Ea.)	Pack	Master Carton Qty
44CH	Trip Lever, Left-Hand	Chrome	001238874	\$ 10.50	N/A	N/A



45CH

Metal trip lever with front mount installation. Zinc die-cast handle and brass arm. Includes locknut for assembly.

45 TRIP LEVER

Model #	Product Description	Color	Part #	List Price (Ea.)	Pack	Master Carton Qty
45CH	Trip Lever, Left-Hand	Chrome	001230126	\$ 18.51	N/A	N/A

TRIP LEVERS



47CH

Plastic, top mount push button actuator. Includes locknut for assembly.

47 ACTUATOR

Model #	Product Description	Color	Part #	List Price (Ea.)	Pack	Master Carton Qty
47CH	Push Button Actuator	Chrome	001230246	\$ 50.33	N/A	N/A



49RHCH

Metal trip lever with front mount installation. Durable zinc die-cast handle with brass arm. Includes locknut for assembly.

49 TRIP LEVER

Model #	Product Description	Color	Part #	List Price (Ea.)	Pack	Master Carton Qty
49RHCH	Trip Lever, Right-Hand	Chrome	001230127	\$ 21.02	N/A	N/A



51CH

Metal trip lever with side mount installation. Zinc die-cast handle with brass arm. Includes locknut for assembly.

51 TRIP LEVER

Model #	Product Description	Color	Part #	List Price (Ea.)	Pack	Master Carton Qty
51CH	Trip Lever, Left-Hand	Chrome	005613572	\$ 31.81	N/A	N/A
51RHCH	Trip Lever, Right-Hand		005613571			



51RHCH



54CH

Metal trip lever with front mount installation. Includes locknut for assembly.

54 TRIP LEVER

Model #	Product Description	Color	Part #	List Price (Ea.)	Pack	Master Carton Qty
54CH	Trip Lever, Left-Hand	Chrome	001230135	\$ 46.09	N/A	N/A

TRIP LEVERS



55CH



55RHCH

“Universal” metal trip lever with front mount installation. Zinc die-case handle. Shaped to fit a variety of toilet tank manufacturers and trim configurations. Includes locknut for assembly.

55 TRIP LEVER

Model #	Product Description	Color	Part #	List Price (Ea.)	Pack	Master Carton Qty
55CH-P	Trip Lever, LH, Single Unit	Chrome	006306035	\$ 21.37	Blister View	N/A
55CH-P-5	Trip Lever, LH, 5 Unit	Chrome	006306035	\$ 18.51	Blister View	5*
55CH-P-10	Trip Lever, LH, 10 Unit	Chrome	006306035	\$ 16.11	Blister View	10*
55SN-P	Trip Lever, LH, Single Unit	Satin Nickel	006306037	\$ 69.63	Blister View	N/A
55SN-P-5	Trip Lever, LH, 5 Unit	Satin Nickel	006306037	\$ 60.55	Blister View	5*
55SN-P-10	Trip Lever, LH, 10 Unit	Satin Nickel	006306037	\$ 58.09	Blister View	10*
55SB-P	Trip Lever, LH, Single Unit	Sicilian Bronze	006306038	\$ 69.45	Blister View	N/A
55RHCH**	Trip Lever, RH	Chrome	001230130	\$ 22.43	N/A	N/A

*No broken cartons **Not compatible with model 160RH



57CH

Metal trip lever with front mount installation. Includes locknut for assembly.

57 TRIP LEVER

Model #	Product Description	Color	Part #	List Price (Ea.)	Pack	Master Carton Qty
57CH	Trip Lever, Left-Hand	Chrome	001230157	\$ 51.86	Bulk	N/A
57SN		Satin Nickel	001230163	\$ 62.51	Bagged	
57SB		Sicilian Bronze	001230164			
57MB		Matte Black	001230165			
57RHCH	Trip Lever, Right-Hand	Chrome	001230160	\$ 62.51	Bulk	



58CH



58RHCH


Plastic trip lever with front mount installation. Includes locknut for assembly.

58 TRIP LEVER

Model #	Product Description	Color	Part #	List Price (Ea.)	Pack	Master Carton Qty
58CH	Trip Lever, Left-Hand	Chrome	005313670	\$ 29.05	N/A	N/A
58RHCH	Trip Lever, Right-Hand	Chrome	005313671	\$ 31.02		



59CH



59RHCH

Metal, front mount trip lever with durable powder coat or chrome finish. Includes locknut for assembly.

59 TRIP LEVER

Model #	Product Description	Color	Part #	List Price (Ea.)	Pack	Master Carton Qty
59WHT	Trip Lever, Left-Hand	White	001230059	\$ 42.87	N/A	N/A
59CH		Chrome	001230359	\$ 46.09		
59RHWHT	Trip Lever, Right-Hand	White	001230159	\$ 42.87		
59RHCH		Chrome	001230459	\$ 46.09		



66CH

Metal trip lever with side mount installation. Includes locknut for assembly.

66 TRIP LEVER

Model #	Product Description	Color	Part #	List Price (Ea.)	Pack	Master Carton Qty
66CH	Trip Lever, Left-Hand	Chrome	005313704	\$ 46.06	N/A	N/A
66SN		Satin Nickel	005313705	\$ 80.13		
66SB		Sicilian Bronze	005313706			

TRIP LEVERS



69CH

Metal trip lever with side mount installation. Includes locknut for assembly.

69 TRIP LEVER

Model #	Product Description	Color	Part #	List Price (Ea.)	Pack	Master Carton Qty
69CH	Trip Lever, Left-Hand	Chrome	005313701	\$ 48.83	N/A	N/A
69SN		Satin Nickel	005313702	\$ 64.15		
69SB		Sicilian Bronze	005313703			



70CH

Metal trip lever with side mount installation. Durable metal handle with brass arm. Includes locknut for assembly.

70 TRIP LEVER

Model #	Product Description	Color	Part #	List Price (Ea.)	Pack	Master Carton Qty
70CH	Trip Lever, Left-Hand	Chrome	005613583	\$ 35.56	N/A	N/A
70SN		Satin Nickel	005613587	\$ 75.69		



71CH

Metal trip lever with side mount installation. Includes locknut for assembly.

71 TRIP LEVER

Model #	Product Description	Color	Part #	List Price (Ea.)	Pack	Master Carton Qty
71CH	Trip Lever, Left-Hand	Chrome	005313710	\$ 46.55	N/A	N/A



73CH

Metal trip lever with side mount installation. Includes locknut for assembly.

73 TRIP LEVER

Model #	Product Description	Color	Part #	List Price (Ea.)	Pack	Master Carton Qty
73CH	Trip Lever, Left-Hand	Chrome	005313654	\$ 44.72	N/A	N/A



76CH

Metal trip lever with front mount installation. Includes locknut for assembly.

76 TRIP LEVER

Model #	Product Description	Color	Part #	List Price (Ea.)	Pack	Master Carton Qty
76CH	Trip Lever, Left-Hand	Chrome	005313801	\$ 46.09	N/A	N/A
76SN		Satin Nickel	005313802	\$ 80.18		
76SB		Sicilian Bronze	005313803			



77CH

Metal trip lever with side mount installation. Includes locknut for assembly.

77 TRIP LEVER

Model #	Product Description	Color	Part #	List Price (Ea.)	Pack	Master Carton Qty
77CH	Trip Lever, Left-Hand	Chrome	001230136	\$ 46.09	N/A	N/A

TRIP LEVERS

78CH



Chrome-plated, top mount ABS push button actuator with locknut for assembly.

78 ACTUATOR

Model #	Product Description	Color	Part #	List Price (Ea.)	Pack	Master Carton Qty
78CH	Push Button Actuator	Chrome	005313678	\$ 50.33	N/A	N/A

79CH



Chrome-plated, top mount ABS push button actuator with locknut for assembly.

79 ACTUATOR

Model #	Product Description	Color	Part #	List Price (Ea.)	Pack	Master Carton Qty
79CH	Push Button Actuator	Chrome	005313690	\$ 41.66	N/A	N/A

85CH




Metal trip lever with front mount installation. Includes locknut for assembly.

85 TRIP LEVER

Model #	Product Description	Color	Part #	List Price (Ea.)	Pack	Master Carton Qty
85CH	Trip Lever, Left-Hand	Chrome	005313652	\$ 30.00	N/A	N/A

87CH




Metal trip lever with front mount installation. Includes locknut for assembly.

87 TRIP LEVER

Model #	Product Description	Color	Part #	List Price (Ea.)	Pack	Master Carton Qty
87CH	Trip Lever, Left-Hand	Chrome	005313653	\$ 30.00	N/A	N/A

TANK TRIM



COMPONENT PARTS FOR

08 ANTI-SIPHON PLASTIC BALLCOCKS

VALVE DISCONTINUED - COMPONENTS AVAILABLE WHILE SUPPLIES LAST

Model #	Product Description	Part Number	List Price (Ea.)	Pack	Master Carton Qty	Master Carton Weight (lbs.)
342-2067-50	Upper Diaphragm, 50 Unit	003422067	\$ 1.15	Ind. Packed	50*	N/A
342-2067-100	Upper Diaphragm, 100 Unit	003422067	\$ 0.96	Ind. Boxed	100*	
936-2069-50	Lower Diaphragm, 50 Unit	009362069	\$ 1.38	Ind. Packed	50*	
936-2069-100	Lower Diaphragm, 100 Unit	009362069	\$ 1.18	Ind. Boxed	100*	
660-3718-50	Plunger, 50 Unit	006603718	\$ 0.72	Ind. Packed	50*	
660-3718-100	Plunger, 100 Unit	006603718	\$ 0.61	Ind. Boxed	100*	
609-5413-20	Cap Nut, 20 Unit	006095413		Ind. Packed	N/A	
123-7838	Cap and Lever Assembly, Single Unit	001237838	\$ 5.31	Ind. Packed	N/A	
123-7838-20	Cap and Lever Assembly, 20 Unit	001237838	\$ 4.80	Ind. Packed	N/A	

*No broken cartons



- Adjustable water level
- Provides 1.0 gpf to 1.6 gpf low water consumption, depending on model

90

90 FILL VALVE

Model #	Product Description	Part Number	List Price (Ea.)	Pack	Master Carton Qty	Master Carton Weight (lbs.)
90	Fill Valve, 1.0 gpf — 1.6 gpf	001304035	\$ 26.36	Ind. Packed	N/A	N/A



2206-1112

- Efficient operation at low or high water pressures — Positive shut-off
- Sufficient refill to cover all water consumptions
- Includes refill tube and plastic coupling nut
- Adjustable length

2206 PILOT OPERATED, ANTI-SIPHON FILL VALVE

Model #	Product Description	Part Number	List Price (Ea.)	Pack	Master Carton Qty	Master Carton Weight (lbs.)
2206-1112	Anti-Siphon Fill Valve, 11-1/2"	001303916	\$ 26.33	Bulk	N/A	3

COMPONENTS

Model #	Product Description	Part Number	List Price (Ea.)	Pack	Master Carton Qty	Master Carton Weight (lbs.)
630-2206	Fill Valve Service Kit, 2206, Single Unit	106302206	\$ 6.47	Blister View	1	N/A
630-2206-20	Fill Valve Service Kit, 2206, 20 Unit	106302206	\$ 5.46	Blister View	20	

TANK TRIM



400A

- Universal design fits most toilet models and is easy to install
- Easy to install
- Adjustable

FLUIDMASTER 400A

Model #	Cap Color	Product Description	Part Number	List Price (Ea.)	Tank Models
FM-400A	Yellow	Fluidmaster 400A Pilot Anti-Siphon Fill Valve (yellow)	001304023	\$ 25.40	Denali 2916
FM-400A-50				\$ 23.12	
FM-400A	Blue	Fluidmaster 400A Pilot Anti-Siphon Fill Valve (blue)	001304024	\$ 25.40	Alto w/tower 160, 125, 165, 170, 175, 180, 190 (no clip on refill tube)
FM-400A-50				\$ 23.12	
FM-400A	Black	Fluidmaster 400A Pilot Anti-Siphon Fill Valve (black)	001304025	\$ 25.40	Alto w/flapper 173, 174, 172, 3173, 3125, 3165, 3174; Vanquish 2987, 3987
FM-400A-50				\$ 23.12	
FM-400A	White	Fluidmaster 400A Pilot Anti-Siphon Fill Valve (white)	001304037	\$ 25.40	Summit 376, 377, 386, 387
FM-400A-50				\$ 23.12	



203A

- 2" Flapper
- Provides 1.6 gpf / 6.0 lpf low water consumption

203A 2" FLAPPER FLUSH VALVE

Model #	Product Description	Part Number	List Price (Ea.)	Pack	Master Carton Qty	Master Carton Weight (lbs.)
203A	Flapper Flush Valve, 2"	001304173	\$ 13.31	-	N/A	N/A



204

- 3" Flapper
- Provides 1.6 gpf / 6.0 lpf low water consumption

204 3" FLAPPER FLUSH VALVE

Model #	Product Description	Part Number	List Price (Ea.)	Pack	Master Carton Qty	Master Carton Weight (lbs.)
204	Flapper Flush Valve, 3"	001304033	\$ 19.41	-	N/A	N/A



206-1112

- 3" Blue Rubber Flapper
- Provides 1.6 gpf / 6.0 lpf and 1.28 gpf / 4.8 lpf low water consumption

206 3" FLAPPER FLUSH VALVE

Model #	Product Description	Part Number	List Price (Ea.)	Pack	Master Carton Qty	Master Carton Weight (lbs.)
206-1112	Flapper Flush Valve, 3", Blue Rubber	001304028	\$ 19.41	-	N/A	N/A
206-1212	Flapper Flush Valve, 3" Blue Rubber	001304387	\$ 20.14			



207

- 3" Flapper
- Provides 1.28 gpf high efficiency water consumption

207 3" RIGID FLAPPER FLUSH VALVE

Model #	Product Description	Part Number	List Price (Ea.)	Pack	Master Carton Qty	Master Carton Weight (lbs.)
207	Rigid Flapper Flush Valve, 3"	001304134	\$ 24.50	-	N/A	N/A

TANK TRIM



208E

- Dual Flush Tower
- Provides 1.1 gpf and 1.6 gpf low water consumption



209

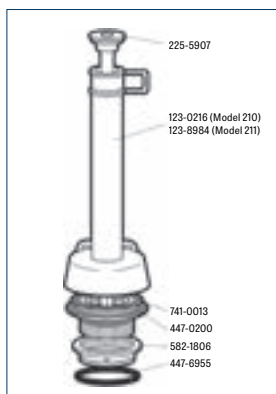
- Flush Tower
- Provides 1.0 gpf ultra low water consumption



210



211



- Accommodates all trip levers — Direct or chain connection
- Includes shank gasket and locknut

208E DUAL FLUSH TOWER

Model #	Product Description	Part Number	List Price (Ea.)	Pack	Master Carton Qty	Master Carton Weight (lbs.)
208E	Dual Flush Tower	001304135	\$ 30.04	-	N/A	N/A

209 FLUSH TOWER

Model #	Product Description	Part Number	List Price (Ea.)	Pack	Master Carton Qty	Master Carton Weight (lbs.)
209	Flush Tower	001304136	\$ 26.22	-	N/A	N/A

210/211 PLASTIC FLUSH VALVES

*DISCONTINUED - AVAILABLE WHILE SUPPLIES LAST

Model #	Product Description	Part Number	List Price (Ea.)	Pack	Master Carton Qty	Master Carton Weight (lbs.)
10" Length						
211-1000	211 Flush Valve, Plastic, 1.6 gpf, Single Unit	300211009	\$ 14.50	Ind. Boxed	N/A	N/A
211-1000-10	211 Flush Valve, Plastic, 1.6 gpf, 10 Unit		\$ 13.17		10*	12
10-3/4" Length						
211-1034	211 Flush Valve, Plastic, 1.6 gpf, Single Unit	300211007	\$ 14.50	Ind. Boxed	N/A	N/A
211-1034-10	211 Flush Valve, Plastic, 1.6 gpf, 10 Unit		\$ 13.17		10*	12
11-1/2" Length						
210-1112-P	210 Flush Valve, Plastic, 3.5 gpf, Single Unit	086306007	\$ 15.84	Blister View	N/A	N/A
210-1112-P-4	210 Flush Valve, Plastic, 3.5 gpf, 4 Unit		\$ 14.89		4*	12
210-1112	210 Flush Valve, Plastic, 3.5 gpf, Single Unit	080210000	\$ 14.50	Ind. Boxed	N/A	N/A
210-1112-10	210 Flush Valve, Plastic, 3.5 gpf, 10 Unit		\$ 13.17		10*	12
211-1112-P	211 Flush Valve, Plastic, 1.6 gpf, Single Unit	086306008	\$ 15.84	Blister View	N/A	N/A
211-1112-P-4	211 Flush Valve, Plastic, 1.6 gpf, 4 Unit		\$ 14.89		4*	12
211-1112	211 Flush Valve, Plastic, 1.6 gpf, Single Unit	080211000	\$ 14.50	Ind. Boxed	N/A	N/A
211-1112-10	211 Flush Valve, Plastic, 1.6 gpf, 10 Unit		\$ 13.17		10*	12

COMPONENT PARTS

Model #	Product Description	Part Number	List Price (Ea.)	Pack	Master Carton Qty	Master Carton Weight (lbs.)
225-5907-20	Stop Cap, 210/211, 20 Unit	002256907	\$ 0.96	Bulk Packed	20*	N/A
225-5907-100	Stop Cap, 210/211, 100 Unit		\$ 0.57		100*	
123-0216-20	Float Assembly, 210, 20 Unit	081230216	\$ 3.80		20*	
123-0216-50	Float Assembly, 210, 50 Unit		\$ 3.24		50*	
123-8984-20	Float Assembly, 211, 20 Unit	001238984	\$ 3.71		20*	
123-8984-50	Float Assembly, 211, 50 Unit		\$ 3.17		50*	
582-1806	Locknut	005822806	\$ 0.89		-	
741-0013-50	Seal, Flush Valve 210/211, 50 Unit	007410013	\$ 1.62		50*	
741-0013-100	Seal, Flush Valve 210/211, 100 Unit		\$ 1.45		100*	
447-0200-50	Spud Gasket, Flush Valve 210/211, 50 Unit	004470200	\$ 1.51		50*	
447-6955-50	Tank-to-Bowl Gasket, 210/211, 50 Unit	004476955	\$ 2.94	50*		

No broken cartons



216

- 3" Flapper
- Provides 1.28 gpf / 4.8 lpf high efficiency water consumption

216 3" FLAPPER FLUSH VALVE

Model #	Product Description	Part Number	List Price (Ea.)	Pack	Master Carton Qty	Master Carton Weight (lbs.)
216	Flapper Flush Valve, 3"	001304216	\$ 22.40	-	N/A	N/A



228

- Hybrid 3" to 2"
- 11-1/2"
- Provides 1.28 gpf / 4.8 lpf high efficiency water consumption

228 3" FLAPPER FLUSH VALVE

Model #	Product Description	Part Number	List Price (Ea.)	Pack	Master Carton Qty	Master Carton Weight (lbs.)
228	Flapper Flush Valve, 3"	001304400	\$ 19.41	-	N/A	N/A



308

- Dual Flush Tower
- Provides 1.1 gpf and 1.6 gpf low water consumption

308 3" DUAL FLUSH TOWER

Model #	Product Description	Part Number	List Price (Ea.)	Pack	Master Carton Qty	Master Carton Weight (lbs.)
308	Dual Flush Tower, 3"	001304500	\$ 30.02	-	N/A	N/A

COMPONENTS

Model #	Product Description	Part Number	List Price (Ea.)	Pack	Master Carton Qty	Master Carton Weight (lbs.)
741-0308	Seal, Dual Flush Valve	007410308	\$ 2.45	-	N/A	N/A



2037-1212

- 3" rigid plastic flapper with replaceable rubber seal
- Provides 1.28 gpf or 1.6 gpf low water consumption, depending on model

RIGID FLAPPER FLUSH VALVE

Model #	Product Description	Part Number	List Price (Ea.)	Pack	Master Carton Qty	Master Carton Weight (lbs.)
2036-1212	Rigid Flapper Flush Valve, Summit 1.28	001302036	\$ 22.29	-	N/A	N/A
2037-1212	Rigid Flapper Flush Valve, Summit 1.6	001302037				
2916-1112	Rigid Flapper Flush Valve, Denali 1.28	001302916				
2987-1112	Rigid Flapper Flush Valve, Vanquish 1.28	001302987				
3987-1112	Rigid Flapper Flush Valve, Vanquish 1.6	001303987				

COMPONENTS

Model #	Product Description	Part Number	List Price (Ea.)	Pack	Master Carton Qty	Master Carton Weight (lbs.)
630-0030	Seal Replacement, Flush Valve	007410013	\$ 4.69	-	N/A	N/A

HARDWARE



208/209

- Replacement seal
- Rubber

208/209 FLUSH VALVE SEAL

Model #	Product Description	Part Number	List Price (Ea.)	Pack	Master Carton Qty	Master Carton Weight (lbs.)
342-1685-20	Seal, 208/209 Flush Valve, 20 Unit	003421685	\$ 3.80	Bulk	20*	N/A
342-1685-50	Seal, 208/209 Flush Valve, 50 Unit	003421685	\$ 3.03	Bulk	50*	

*No broken cartons



208E/209

- Replacement seal
- Rubber

208E/209 FLUSH TOWER SEAL

Model #	Product Description	Part Number	List Price (Ea.)	Pack	Master Carton Qty	Master Carton Weight (lbs.)
741-0016	Seal, 208E/209 Flush Valve, 20 Unit	007410016	\$ 4.31	Bulk	20*	N/A

*No broken cartons



BOLT CAPS

- Set includes two bolt caps and clips per poly bag

BOLT CAPS

Model #	Product Description	Part Number	List Price (Ea.)	Pack	Master Carton Qty	Master Carton Weight (lbs.)
BCWHT	Bolt Caps, White, Pair	001238540	\$ 1.78	Poly Bagged	N/A	N/A
BCWHT-20	Bolt Caps, White, 20 Unit	001238540	\$ 1.38	Poly Bagged	20 sets*	
BCBISC	Bolt Caps, Biscuit, Pair	001238543	\$ 1.78	Poly Bagged	N/A	
BCBISC-10	Bolt Caps, Biscuit, 10 Unit	001238543	\$ 1.55	Poly Bagged	10 sets*	
BCBONE	Bolt Caps, Bone, Pair	001238541	\$ 1.78	Poly Bagged	N/A	
BCBONE-10	Bolt Caps, Bone, 10 Unit	001238541	\$ 1.55	Poly Bagged	10 sets*	

*No broken cartons



FLOOR KIT

- Includes 2 plastic floor anchors, 2 bowl anchor brackets, 2 floor bolts, 2 plastic sleeve washers, 2 bowl anchoring screws, and 2 plastic sleeve caps

ENSO FLOOR ANCHOR KIT

Model #	Product Description	Part Number	List Price (Ea.)	Pack	Master Carton Qty	Master Carton Weight (lbs.)
123-8577	Floor Anchor Kit	001238577	\$ 10.60	Ind. Bagged	N/A	N/A



FLOAT ROD

- 7-1/2" Float Rod
- Dichromate Aluminum
- Excellent corrosion resistance

FLOAT ROD

DISCONTINUED - AVAILABLE WHILE SUPPLIES LAST

Model #	Product Description	Part Number	List Price (Ea.)	Pack	Master Carton Qty	Master Carton Weight (lbs.)
714-0424	Float Rod	007140424	\$ 1.34	Bulk	N/A	N/A



SPUD

- Includes brass locknut, rubber seal and friction ring

FLUSHOMETER – BOWL & URINAL SPUDS

Model #	Product Description	Part Number	List Price (Ea.)	Pack	Master Carton Qty	Master Carton Weight (lbs.)
23	Spud, Bottom Urinal / Top Bowl, Cast Brass, 1-1/2" x 1-1/2"	008420150	\$ 8.59	-	N/A	N/A
24	Spud, Top Urinal, Cast Brass, 1" x 3/4"	008420075	\$ 10.50			



HANGER

- One-piece durable metal adjustable urinal or lavatory hanger

HANGER – LAVATORY & URINAL

Model #	Product Description	Part Number	List Price (Ea.)	Pack	Master Carton Qty	Master Carton Weight (lbs.)
471-3261	Hanger, Lav / Urinal	004713261	\$ 6.31	-	N/A	N/A

HARDWARE



HANGER

- Durable metal adjustable urinal hangers (set)

HANGER – URINAL

Model #	Product Description	Part Number	List Price (Ea.)	Pack	Master Carton Qty	Master Carton Weight (lbs.)
471-3265	Hanger, Urinal	004713265	\$ 3.03	-	N/A	N/A



SPUD KIT

- Includes sponge seal, 5/16" studs, chrome acorn nuts and oval washers

SPUD KIT – REAR OUTLET URINAL

Model #	Product Description	Part Number	List Price (Ea.)	Pack	Master Carton Qty	Master Carton Weight (lbs.)
531-0016	Spud Kit, Rear Outlet Urinal	005310016	\$ 35.40	Poly Bagged	N/A	N/A



REFILL TUBE

- 7" refill tube
- Flexible PVC

REFILL TUBE

Model #	Product Description	Part Number	List Price (Ea.)	Pack	Master Carton Qty	Master Carton Weight (lbs.)
918-4007	Refill Tube	009184007	\$ 2.95	Bulk	N/A	N/A



SPUD LOCKNUT

- Plastic locknut for trip lever

SPUD LOCKNUT – TRIP LEVER

Model #	Product Description	Part Number	List Price (Ea.)	Pack	Master Carton Qty	Master Carton Weight (lbs.)
609-7740	Spud Locknut	006098740	\$ 1.51	Poly Bagged	N/A	N/A



GASKET KIT

- Includes tank-to-bowl gasket, three (3) hex nuts, three (3) washers and ballcock coupling nut (bolts pre-installed in tank)

TANK-TO-BOWL GASKET KIT

Model #	Product Description	Part Number	List Price (Ea.)	Pack	Master Carton Qty	Master Carton Weight (lbs.)
630-0034	Gasket Kit, Tank-to-Bowl	006300034	\$ 11.34	Ind. Bagged	N/A	N/A



SMARTFASTEN KIT

- Set includes tank-to-bowl gasket, three (3) patented bolts, three (3) nuts and ballcock coupling nut

TANK-TO-BOWL GASKET KIT

Model #	Product Description	Part Number	List Price (Ea.)	Pack	Master Carton Qty	Master Carton Weight (lbs.)
630-0204	SmartFasten Tank-to-Bowl Kit, 2"	006300204	\$ 9.71	Bulk	20*	N/A
630-0107	SmartFasten Tank-to-Bowl Kit, 3"	006300107	\$ 13.71	Bulk	50*	N/A

*No broken cartons

HARDWARE



SMARTFASTEN KIT

- Set includes tank-to-bowl sponge gasket, two (2) patented bolts, two (2) nuts and ballcock coupling nut

SMARTFASTEN TANK-TO-BOWL KIT

Model #	Product Description	Part Number	List Price (Ea.)	Pack	Master Carton Qty	Master Carton Weight (lbs.)
630-0205	SmartFasten Tank-to-Bowl Kit, 3" Sponge	006300205	\$ 24.03	Poly Bagged	N/A	N/A

*No broken cartons

MISCELLANEOUS PACKAGED SERVICE KITS



- Replacement kit fits all Mansfield 2" blue rubber flapper flush valves



- Replacement kit fits all Mansfield 3" blue rubber flapper flush valves



- For use on 08 ballcocks: one (1) upper and one (1) lower diaphragm



- Fits 208/209, 210 and 211 flush valves

2" REPLACEMENT FLAPPER KIT

Model #	Product Description	Part Number	List Price (Ea.)	Pack	Master Carton Qty
630-0173	Replacement Flapper Kit, 2", Single Unit	006300173	\$ 4.62	Blister View	N/A

3" REPLACEMENT FLAPPER KIT

Model #	Product Description	Part Number	List Price (Ea.)	Pack	Master Carton Qty
630-0207	Replacement Flapper Kit, 3", Single Unit	106300207	\$ 13.71	Blister View	N/A
630-0207-3	Replacement Flapper Kit, 3", 3 Unit	106300207	\$ 13.15	Blister View	3*
630-0207-12	Replacement Flapper Kit, 3", 12 Unit	106300207	\$ 12.33	Blister View	12*

*No broken cartons

BALLOCK DIAPHRAGM KIT

DISCONTINUED - AVAILABLE WHILE SUPPLIES LAST

Model #	Product Description	Part Number	List Price (Ea.)	Pack	Master Carton Qty
630-7984	Ballcock Diaphragm Kit, Single Unit	006307984	\$ 6.47	Blister View	N/A
630-7984-10	Ballcock Diaphragm Kit, 10 Unit	006307984	\$ 5.46	Blister View	10*


*No broken cartons

FLUSH VALVE STOP CAP

Model #	Product Description	Part Number	List Price (Ea.)	Pack	Master Carton Qty
630-5907	Stop Cap, Fill Valve, Single Unit	086305907	\$ 3.26	Blister View	N/A
630-5907-3	Stop Cap, Fill Valve, 3 Unit		\$ 3.01	Blister View	3*
630-5907-12	Stop Cap, Fill Valve, 12 Unit		\$ 2.77	Blister View	12*

*No broken cartons

MISCELLANEOUS PACKAGED SERVICE KITS



- For use on 210/211 flush towers or rigid flapper flush valves
- Contains one (1) flush valve seal



- For use on 208/209 flush towers
- Contains one (1) flush valve seal



- For use on two (2) or three (3) tank-to-bowl connections: three (3) bolts, three (3) washers, three (3) rubber washers, and three (3) brass nuts



- For use on Mansfield® two-piece, 2" flush valve gravity flush toilets
- Contains one (1) tank-to-bowl gasket



- For use on two (2) or three (3) bolt connections
- Contains: tank-to-bowl gasket, three (3) patented bolts, three (3) nuts, and ballcock coupling nut

FLUSH VALVE SEAL KIT

Model #	Product Description	Part Number	List Price (Ea.)	Pack	Master Carton Qty
630-0030	Seal Kit, Flush Valve, Single Unit	206300030	\$ 4.69	Blister View	N/A
630-0030-10	Seal Kit, Flush Valve, 10 Unit	206300030	\$ 4.32	Blister View	10*
630-0030-50	Seal Kit, Flush Valve, 50 Unit	206300030	\$ 3.90	Blister View	50*

*No broken cartons

FLUSH VALVE SEAL KIT

Model #	Product Description	Part Number	List Price (Ea.)	Pack	Master Carton Qty
630-4837	Seal Kit, Flush Valve, Single Unit	106304837	\$ 9.62	Blister View	N/A
630-4837-3	Seal Kit, Flush Valve, 3 Unit	106304837	\$ 9.03	Blister View	3*
630-4837-12	Seal Kit, Flush Valve, 12 Unit	106304837	\$ 2.77	Blister View	12*

*No broken cartons

TANK BOLTS

Model #	Product Description	Part Number	List Price (Ea.)	Pack	Master Carton Qty
630-6001	Tank Bolts, Single Unit	006306001	\$ 9.19	Blister View	N/A
630-6001-10	Tank Bolts, 10 Unit	006306001	\$ 7.64	Blister View	10*

*No broken cartons

TANK-TO-BOWL GASKET

Model #	Product Description	Part Number	List Price (Ea.)	Pack	Master Carton Qty
630-6002	Gasket, Tank-to-Bowl, Single Unit	006306002	\$ 7.04	Blister View	N/A
630-6002-10	Gasket, Tank-to-Bowl, 10 Unit	006306002	\$ 5.86	Blister View	10*

*No broken cartons

SMARTFASTEN TANK-TO-BOWL KIT

Model #	Product Description	Part Number	List Price (Ea.)	Pack	Master Carton Qty
630-0204-P	SmartFasten Tank-to-Bowl Kit, 2", Single Unit	106306204	\$ 12.09	Blister View	N/A
630-0204-P-4	SmartFasten Tank-to-Bowl Kit, 2", 4 Unit	106306204	\$ 11.36	Blister View	4*

*No broken cartons



GENERAL INFORMATION

GLOSSARY

GENERAL TERMS



LIFETIME LIMITED WARRANTY – VITREOUS CHINA

Warranty on china products to be free from defects in materials and workmanship, under normal use and maintenance, for the lifetime of the product from the date of the initial retail purchase.



5-YEAR LIMITED WARRANTY – TANK TRIM

Warranty on plumbing fittings and toilet tank trim products including: fill valve, flush valve and trip lever products to be free from defects in materials and workmanship.



1-YEAR LIMITED WARRANTY – TANK TRIM

Warranty on plumbing fittings and toilet tank trim products including: ballcock, flush valve and trip lever products to be free from defects in materials and workmanship.



ADA COMPLIANT

ADA COMPLIANT

When properly installed, product meets the requirements for the Americans with Disabilities Act of 1990 (ADA). Refer to local plumbing codes, as they may vary by location and application.



TRADE AGREEMENTS ACT (TAA) COMPLIANT

Qualifies for the exceptions to the Buy American Act allowed under the Trade Agreements Act (TAA) for certain government contracts.

GLOSSARY

SANITARYWARE

TOILETS



ELONGATED

ELONGATED BOWL

For those with a larger bathroom, an elongated bowl will fit well and provide added comfort.



ROUND

ROUND BOWL

For those with a smaller bathroom, a round bowl will fit well in tighter spaces.



SMARTFASTEN

SMARTFASTEN™ CONNECTION

Superior SmartFasten™ tank-to-bowl system provides a sturdy connection between tank and bowl that prevents rocking and leaking.



HIGH EFFICIENCY TOILET

HIGH EFFICIENCY

With a water consumption of 1.28 gallons per flush, or less, you save both water and money.



SIDE-MOUNTED SEAT

SIDE-MOUNTED SEAT

Seat hinges are located on the side of the toilet bowl, not the top, eliminating hard-to-clean corners and crevices, and providing an easy-to-wipe deck surface.



CONCEALED TRAPWAY

CONCEALED TRAPWAY

Provides a smooth toilet pedestal. Dust, debris and waste won't collect in bends and grooves, making the toilet easier to clean and keeping it clean longer.



SLOW CLOSE SEAT

SLOW CLOSE SEAT

No slamming, no pinching. A slow close seat settles onto the bowl slowly and quietly with just a gentle touch.



WATERSENSE CERTIFIED

Certified by WaterSense for water conservation and performance.



SMARTHEIGHT ADA

SMARTHEIGHT™

Taller bowl height for easier sitting and standing, meets ADA requirements for bowl height.

LAVATORIES



NO-OVERFLOW

NO-OVERFLOW

No-overflow drains prevent water from spilling over the sink and onto the counter and floor.

TERMS & CONDITIONS

Order Acceptance:

Mansfield Plumbing Products LLC's ("Mansfield Plumbing Products") acceptance of any order from a customer ("Buyer") is subject to these terms and conditions. These terms and conditions are intended as a complete agreement of the parties. No other terms and conditions, whether contained in Buyer's purchase order, shipping release or elsewhere, that are inconsistent with, in addition to, or different from these terms and conditions herein shall be binding upon Mansfield Plumbing Products, unless specifically agreed to in writing by Mansfield Plumbing Products. In the event of any conflict with any other agreement between the parties, these terms and conditions shall prevail. For any order, each item ordered must include quantity, model, part number or description, and price.

Full Pallet Quantity Requirements: All white 12-inch rough-in Alto products, as well as white MS Oval & Round self-rimming lavatories must be ordered in full pallet quantities. See the most current Mansfield Plumbing Products List Price Book for specific model numbers. Mansfield Plumbing Products reserves the right to add other models to this full pallet requirement policy at any time.

Prices:

Prices in the current price book are subject to change without notice and supersede all previous price books and lists. All orders accepted are subject to prices in effect as of the date Mansfield Plumbing Products accepts Buyer's order. Mansfield Plumbing Products may, in its sole discretion, without liability or penalty, adjust the prices at any time after acceptance of the order and before delivery of the products to a freight carrier for shipment. These terms and conditions shall be construed as if the increased prices were originally inserted herein. The most current Mansfield Plumbing Products List Price Book should not be construed as an offer to sell the products therein at the prices stated. Prices do not include installation, freight or taxes. All prices are shown in US dollars.

Order Changes:

Only when Mansfield Plumbing Products Customer Service Department receives a written request via fax or email within 24 hours of Buyer placing an order can any changes, cancellations, deletions or additions to orders be initiated. Due to the loss of time and material, there may be a cancellation fee. If an order has reached the Mansfield Plumbing Products Shipping Department, no changes can be made.

Return Goods:

Approved written authorization is required from Mansfield Plumbing Products Customer Service Department to return any product. All products returned without approved written authorization will be refused. When product in salable condition

is returned, a 30% restocking fee will be applied, plus any additional costs to bring the product to salable condition. All credits will be issued in the form of a merchandise credit; no cash credits are available. Product that is damaged, or not in otherwise salable condition, special order, customized, any color other than white (bath ware only), part of an inventory adjustment, phased out or discontinued, is not eligible for return or credit. Buyer is responsible for inbound and outbound freight, and any freight damage. Minimum return goods allowance is \$100 net. Products invoiced over 6 months (SW) or 12 months (BW) cannot be returned.

Credit Policy:

The acceptance of any order is subject to Buyer credit investigation and approval by Mansfield Plumbing Products credit department. Delivery may be withheld on accepted orders, without any liability on the part of Mansfield Plumbing Products, if, in its opinion, Buyer's ability to pay for the products on these terms and conditions is in doubt. Any remittance received from or for the account of Buyer may be accepted or applied by Mansfield Plumbing Products against any indebtedness, regardless of any condition, provision or notation appearing on such remittance. After delivery, if Mansfield Plumbing Products brings legal action to collect amounts due and owed by Buyer, Buyer agrees to pay for all attorneys' fees and costs incurred by Mansfield Plumbing Products in such action.

Payment Terms:

Standard terms are Net 30 from date of invoice. Credit card payments are capped at \$2,500 per year.

Late Payment/Service Fees:

Interest rate of 1-1/2% per month will be charged from the date an account becomes past due. In addition to late payment charges, Buyer agrees to pay any and all collection costs, including reasonable attorney fees incurred by Mansfield Plumbing Products in collecting

any balance not paid within terms.

Taxes:

Prices are exclusive of any taxes. Buyer agrees to pay any applicable taxes, duty surcharges, fees or similar charges however imposed. Buyer agrees to execute such state and local sales and use tax exemption certificates as may be required by relevant law or regulation.

Shipments:

Unless otherwise agreed in writing, all shipments are F.O.B. shipping point, freight prepaid by Mansfield Plumbing Products and policies apply to all shipments within the continental United States, excluding Alaska, Puerto Rico, Hawaii and export. Mansfield Plumbing Products reserves the right to choose freight carriers and shipping locations. Buyer may request specific carrier on orders shipping freight collect.

Partial Shipments:

Unless otherwise specified, Mansfield may make partial shipments. Each shipment is considered a separate sale. Buyer must accept and pay for shipments regardless of any prior or subsequent failure to deliver any other shipments.

Backorders:

Backorders available for shipment will be added to Buyer's next order. If Mansfield Plumbing Products misses Buyer's order, it will be shipped prepaid by Mansfield Plumbing Products. All backorders expire after 60 days.

Shortages or Variances:

Any shortages or variances discovered by Buyer must be noted on the delivery receipt and reported to Mansfield Plumbing Products Customer Service Department in writing within 5 days of delivery of the products. No claims reported after 5 days of delivery will be considered.

Damage in Transit:

Mansfield Plumbing Products is responsible for delivering product free of damage to freight carriers. Buyer should carefully inspect products when delivered to insure products are damage free. All damages must be noted on the delivery receipt and reported to Mansfield Plumbing Products Customer Service Department no later than the day after delivery. Failure to note and report damages no later than the day after delivery shall be evidence that Buyer is satisfied with Mansfield Plumbing Products' performance and accepts the products "as is." Buyer should hold damaged packaging until carrier's representative responds to the claim.

Transit Claims:

All claims for recovery by Buyer for loss or damage to products must be filed in writing with carrier within 7 days after the delivery date. Each claim must contain information necessary to identify the products affected, the basis for liability and the amount of the alleged loss or damage, as well as all appropriate supporting documentation. Mansfield Plumbing Products will manage the resolution of these claims with the carriers. Buyer will cooperate with Mansfield Plumbing Products, the carrier and their respective insurers in the investigation of any claim or potential claim by Buyer. Mansfield Plumbing Products may, upon Buyer's written request, assign its right against a carrier for any particular claim to Buyer. Any civil action brought by Buyer for cargo lost or damaged must be filed by Buyer within the applicable statute of limitations. Mansfield Plumbing Products is not responsible or liable for any delays or any failure to perform due to unforeseen circumstances or causes beyond Mansfield Plumbing Products' control, when such delays or failure is due directly or indirectly to acts of God, war (including civil war), riots, embargoes, acts (whether sovereign or contractual) of civil or military authorities, acts of any government, national or regional emergency, major changes in economic conditions, fires, floods, explosions, the elements, epidemics, pandemics, quarantine restrictions, strikes, lockouts, plant shutdowns, slowdowns, accidents, shortages of raw energy, materials, component parts, labor, or delays of suppliers or subcontractors. In the event of delay, Mansfield Plumbing Products shall notify Buyer of such delay, and an equitable adjustment shall be made in the delivery schedule and any other affected terms and conditions.

Shipping Weights and Dimensions:

Shipping weights and dimensions are approximate, are shown for Buyer's convenience, and are not guaranteed.

TERMS & CONDITIONS (CONTINUED)

Limited Warranty:

All Mansfield Plumbing Products' products including fixtures and fittings are covered by Mansfield Plumbing Products' Limited One-year Warranty unless otherwise noted. EXCEPT AS EXPRESSLY SET FORTH IN THE LIMITED ONE-YEAR WARRANTY APPLICABLE TO THE SPECIFIC PRODUCTS, MANSFIELD PLUMBING PRODUCTS MAKES NO WARRANTIES OF ANY KIND, EXPRESS OR IMPLIED, AND MANSFIELD PLUMBING PRODUCTS EXPRESSLY DISCLAIMS ALL OTHER WARRANTIES, INCLUDING WITHOUT LIMITATION, THE IMPLIED WARRANTIES OF MERCHANTABILITY, FITNESS FOR A PARTICULAR PURPOSE, AND NON-INFRINGEMENT.

Limitation of Liability:

Mansfield Plumbing Products' liability for any and all claims of any kind, including negligence, for any loss or damage arising out of, connected with or resulting from Mansfield Plumbing Products' performance or breach of the terms hereof shall, in the aggregate, not exceed the purchase price of the particular product. IN NO EVENT SHALL MANSFIELD PLUMBING PRODUCTS BE LIABLE FOR INDIRECT, SPECIAL, PUNITIVE, INCIDENTAL OR CONSEQUENTIAL DAMAGES RESULTING FROM OR ARISING OUT OF PERFORMANCE OF OR FAILURE TO PERFORM ITS OBLIGATIONS HEREUNDER, WHETHER OR NOT MANSFIELD PLUMBING PRODUCTS HAD BEEN ADVISED OR KNEW, OR SHOULD HAVE KNOWN, OF THE POSSIBILITY OF SUCH DAMAGES.

Severability:

If any portion or provision of these terms applicable to any situation or circumstance is held invalid, the remainder of these terms or the remainder of such provision (as the case may be), and the application thereof to other situations or circumstances shall not be affected thereby.

Waiver:

Waiver by Mansfield Plumbing Products of any breach of these terms shall not be construed as a waiver of any other breach.

Assignment:

None of the Buyer's rights under these terms shall be assigned or otherwise transferred by the Buyer to any other person, whether by operation of law or otherwise, without Mansfield Plumbing Products' prior written approval.

Law and Arbitration:

These terms are governed by the laws of the State of Ohio. Any controversy or claim arising out of or relating to these terms or the breach hereof shall be finally settled by arbitration in Ashland County, Ohio in accordance with the prevailing commercial rules of the American Arbitration Association, and the parties shall have the right to take depositions and obtain discovery regarding the subject matter of the arbitration as if the subject matter of the arbitration were ending in a civil action before a Common Pleas Court of the State of Ohio. Pending decision by the arbitrator(s), the parties shall diligently proceed pursuant to the terms and conditions hereof. The award of the arbitrator(s) shall be final, binding and conclusive on the parties hereto and their successors and assigns. Judgment upon an arbitration award hereunder may be entered in any court having jurisdiction thereof or application may be made to any court for individual acceptance of the award or any order of enforcement, as the case may be.

Assent:

Receipt by Buyer of Mansfield Plumbing Products' acceptance of Buyer's order or Buyer's receipt of the products without prompt objection to these terms and conditions constitutes acceptance by the Buyer of these terms and conditions.

MANUFACTURER'S LIMITED LIFETIME WARRANTY – VITREOUS CHINA PRODUCTS

PLEASE READ CAREFULLY AND RETAIN FOR YOUR RECORDS.

Mansfield Plumbing Products LLC ("MPP") warrants its china products to be free from defects in materials and workmanship, under normal use and maintenance, for the lifetime of the product from the date of the initial retail purchase. MPP promises to provide a replacement china part for any china part of this product that proves upon our inspection to be defective in material or workmanship subject to the following conditions, exclusions, and limitations:

EXCLUSIONS AND LIMITATIONS:

1. The Manufacturer's Limited Lifetime Warranty does NOT apply to plumbing fittings and toilet tank trim products including: fill valve, flush valve and trip lever products. Please refer to the separate limited warranty for toilet tank trim and fittings products provided at the time of purchase for the terms and conditions of that warranty.
2. MPP shall NOT be liable for any damages, including but not limited to incidental or consequential damages, except as specifically provided herein and regardless of the legal theory asserted. **SOME STATES DO NOT ALLOW THE EXCLUSION OR LIMITATION OF ANY INCIDENTAL OR CONSEQUENTIAL DAMAGES, SO THE ABOVE EXCLUSION OR LIMITATION MAY NOT APPLY TO YOU.**

3. MPP shall NOT be liable for damages resulting from improper installation, maintenance, repair, cleaning, handling, neglect, abuse, alteration, or Acts of God.
4. MPP shall NOT be liable for any implied warranty of fitness for a particular purpose or implied warranty of merchantability or any implied warranty that might arise from a course of dealing with the purchaser or usages of trade. **SOME STATES DO NOT ALLOW IMPLIED WARRANTIES TO BE EXCLUDED OR LIMITED, SO THE ABOVE EXCLUSION MAY NOT APPLY TO YOU.**

NOTES:

1. All labor costs for de-installation and re-installation and transportation costs or charges incidental to warranty service are the responsibility of the owner.
2. MPP has the right to discontinue or modify any product at any time.
3. The foregoing written warranty statements are exclusive and in lieu of all other oral or written, express or implied warranties and remedies. No person is authorized to change, add to, or create any warranty or obligation other than as set forth herein. These written warranty statements give you specific legal rights, and you may have other rights, which vary from state to state.

To obtain warranty service or a copy of the product warranty, contact your local dealer and/or the contractor from whom you purchased this product.

© 2022 (Revised 12/2021) Mansfield Plumbing Products LLC • PHONE: 877-850-3060 • FAX: 419-938-6234 • EMAIL: custserv@mansfieldplumbing.com

MANUFACTURER'S FIVE-YEAR LIMITED WARRANTY: TOILET TANK TRIM AND FITTINGS PRODUCTS

Applies to Vanquish, Denali and single-flush Summits only

PLEASE READ CAREFULLY AND RETAIN FOR YOUR RECORDS.

Mansfield Plumbing Products LLC ("MPP") warrants its plumbing fittings and toilet tank trim products including: fill valve, flush valve and trip lever products to be free from defects in materials and workmanship for a period of five (5) years from the initial date of retail purchase if purchased on or after April 1, 2016. MPP promises to replace any of these products that proves, upon inspection and within five (5) years from the date of initial retail purchase, to be defective in material or workmanship subject to the following conditions, exclusions, and limitations:

EXCLUSIONS AND LIMITATIONS:

1. MPP shall NOT be liable for any damages, including but not limited to incidental or consequential damages, except as specifically provided herein and regardless of the legal theory asserted. **SOME STATES DO NOT ALLOW THE EXCLUSION OR LIMITATION OF ANY INCIDENTAL OR CONSEQUENTIAL DAMAGES, SO THE ABOVE EXCLUSION OR LIMITATION MAY NOT APPLY TO YOU.**
2. MPP shall NOT be liable for damages resulting from improper installation or installation in a harsh or hazardous environment or where water pressure exceeds 80 PSI, or from maintenance, repair, cleaning, handling, neglect, abuse, alteration, or Acts of God.
3. MPP shall NOT be liable for any failure or damage to its plumbing fittings or toilet tank trim products: including fill valve, flush valve, or trip lever products caused by the use of

either chloramines or high concentration of chlorine, lime/iron sediments and/or other minerals not removed from public water during the treatment of public water supplies or caused by toilet tank type cleaners containing chlorine, calcium hypochlorite, or other chemicals.

4. MPP shall NOT be liable for any implied warranty of fitness for a particular purpose or implied warranty of merchantability or any implied warranty that might arise from a course of dealing with the purchaser or usages of trade.

SOME STATES DO NOT ALLOW IMPLIED WARRANTIES TO BE EXCLUDED OR LIMITED, SO THE ABOVE EXCLUSION MAY NOT APPLY TO YOU.

NOTES:

1. All labor costs for de-installation and re-installation and transportation costs or charges incidental to warranty service are the responsibility of the owner.
2. MPP has the right to discontinue or modify any product at any time.
3. The foregoing written warranty statements are exclusive and in lieu of all other oral or written, express or implied warranties and remedies. No person is authorized to change, add to, or create any warranty or obligation other than as set forth herein. These written warranty statements give you specific legal rights, and you may have other rights, which vary from state to state.

MANUFACTURER'S ONE-YEAR LIMITED WARRANTY: TOILET TANK TRIM AND FITTINGS PRODUCTS

PLEASE READ CAREFULLY AND RETAIN FOR YOUR RECORDS.

Mansfield Plumbing Products LLC ("MPP") warrants its plumbing fittings and toilet tank trim products including: ballcock, flush valve, and trip lever products to be free from defects in materials and workmanship for a period of one (1) year from the initial date of retail purchase. MPP promises to replace any of these products that proves, upon inspection and within one (1) year from the date of initial retail purchase, to be defective in material or workmanship subject to the following conditions, exclusions, and limitations:

EXCLUSIONS AND LIMITATIONS:

1. MPP shall NOT be liable for any damages, including but not limited to incidental or consequential damages, except as specifically provided herein and regardless of the legal theory asserted. **SOME STATES DO NOT ALLOW THE EXCLUSION OR LIMITATION OF ANY INCIDENTAL OR CONSEQUENTIAL DAMAGES, SO THE ABOVE EXCLUSION OR LIMITATION MAY NOT APPLY TO YOU.**
2. MPP shall NOT be liable for damages resulting from improper installation, maintenance, repair, cleaning, handling, neglect, abuse, alteration, or Acts of God.
3. MPP shall NOT be liable for any failure or damage to its plumbing fittings or toilet tank trim products: including ballcock, flush valve, or trip lever products caused by the use of either chloramines or high concentration of chlorine, lime/iron sediments and/or other minerals not removed from public water during the treatment of public water supplies or

caused by toilet tank type cleaners containing chlorine, calcium hypochlorite, or other chemicals.

4. MPP shall NOT be liable for any implied warranty of fitness for a particular purpose or implied warranty of merchantability or any implied warranty that might arise from a course of dealing with the purchaser or usages of trade.

SOME STATES DO NOT ALLOW IMPLIED WARRANTIES TO BE EXCLUDED OR LIMITED, SO THE ABOVE EXCLUSION MAY NOT APPLY TO YOU.

NOTES:

1. All labor costs for de-installation and re-installation and transportation costs or charges incidental to warranty service are the responsibility of the owner.
2. MPP has the right to discontinue or modify any product at any time.
3. The foregoing written warranty statements are exclusive and in lieu of all other oral or written, express or implied warranties and remedies. No person is authorized to change, add to, or create any warranty or obligation other than as set forth herein. These written warranty statements give you specific legal rights, and you may have other rights, which vary from state to state.

To obtain warranty service or a copy of the product warranty, contact your local dealer and/or the contractor from whom you purchased this product.

© 2022 (Revised 12/2021) Mansfield Plumbing Products LLC • PHONE: 877-850-3060 • FAX: 419-938-6234 • EMAIL: custserv@mansfieldplumbing.com

QUANTUM PRESSURE-ASSIST LIMITED WARRANTY: FLUSHMATE FLUSHING SYSTEM

PLEASE READ CAREFULLY AND RETAIN FOR YOUR RECORDS.

All Mansfield® Quantum® pressure-assist toilet combinations utilize Flushmate® flushing system, which carry a ten (10) year limited warranty administered by Flushmate. Details, terms and conditions of this warranty can be found in the Quantum Owner's Manual and on the Flushmate website at www.flushmate.com. **FOR SERVICE, QUESTIONS AND WARRANTY CLAIMS ON THE FLUSHING SYSTEM, PLEASE CONTACT FLUSHMATE AT 1-800-533-3460.** The vitreous china components of these toilet combinations are covered under the standard Mansfield limited lifetime warranty as described on the previous page.

MANUFACTURER'S LIMITED TEN-YEAR WARRANTY – SWIRL-WAY® PRODUCTS, RESTORE™ ACR AND WHITLEY™ COLLECTION FREESTANDING BATHS

PLEASE READ CAREFULLY AND RETAIN FOR YOUR RECORDS. Mansfield Plumbing Products, LLC offers the following expressed warranty to the original purchaser of any Swirl-way product who purchases the product for personal or single family residential use ("user"). We will repair or replace, at our sole option, the product or its equipment in accordance with the following terms and conditions.

TEN (10) YEAR WARRANTY FOR ACRYLIC SHELL

Mansfield Plumbing Products, LLC extends to the user of the product a non-transferable ten (10) year warranty from the date the product was originally purchased by the user that the shell will maintain its structural integrity and be free of water loss due to a defect in the tub shell. The warranty covers only the product shell against defects in material or workmanship.

FIVE (5) YEAR LABOR WARRANTY FOR ALL FACTORY INSTALLED COMPONENTS

Our limited labor warranty is for a period of five (5) years from the date the product was originally purchased by the user; but not more than six (6) years from the date of manufacture. All factory installed components (e.g., pump, motor, blower, jets and plumbing) are covered under our labor warranty against failure due to defects in materials and workmanship.

MANUFACTURER'S LIMITED ONE-YEAR WARRANTY – PRO-FIT® PRODUCTS

PLEASE READ CAREFULLY AND RETAIN FOR YOUR RECORDS.

Mansfield Plumbing Products, LLC offers the following expressed warranty to the original purchaser of any Pro-Fit product who purchases the product for personal or single family residential use ("user"). We will repair or replace, at our sole option, the product or its equipment in accordance with the following terms and conditions.

ONE (1) YEAR WARRANTY FOR ACRYLIC SHELL

Mansfield Plumbing Products, LLC extends to the user of the product a non-transferable one (1) year warranty from the date the product was originally purchased by the user that the shell will maintain its structural integrity and be free of water loss due to a defect in the tub shell. The warranty covers only the product shell against defects in material or workmanship.

ONE (1) YEAR LABOR WARRANTY FOR ALL FACTORY INSTALLED COMPONENTS

Our limited labor warranty is for a period of one (1) year from the date the product was originally purchased by the user; but not more than two (2) years from the date of manufacture. All factory installed components (e.g., pump, motor, blower, jets and plumbing) are covered under our labor warranty against failure due to defects in materials and workmanship.

SHIPPING – U.S. FREIGHT POLICY

SANITARYWARE

- Will call allowance =3% OH and 5% rest. Note: Will call orders cannot be picked up until the customer has received notification that the order is ready. Will call orders not picked up within 48 hours will be returned to stock and be subject to restocking fee of \$150.
- Special handling charges apply for unique labeling/tags (\$ 30 U.S./\$ 40 Canada) and foam packing (\$ 25).
- Truckload and drop charge criteria is calculated per ship to location.
- **Additional fees will be assessed for:**
 - Detention fee of \$ 125/hour for freight not unloaded within two hours of scheduled appointment.
 - Driver-assisted*, job site and residential deliveries at \$ 80 per order.
 - Deliveries requiring the use of pallet jacks or limited delivery access at \$ 80 per order.
 - LTL deliveries requiring the use of lift gates at \$ 150 per order. Lift gates are not available for truckload orders.
- Mansfield reserves the right to invoice customers for special handling charges and freight services incurred based on market conditions.
- Parts and accessories orders are shipped via parcel carrier.
- Minimum order: \$300.

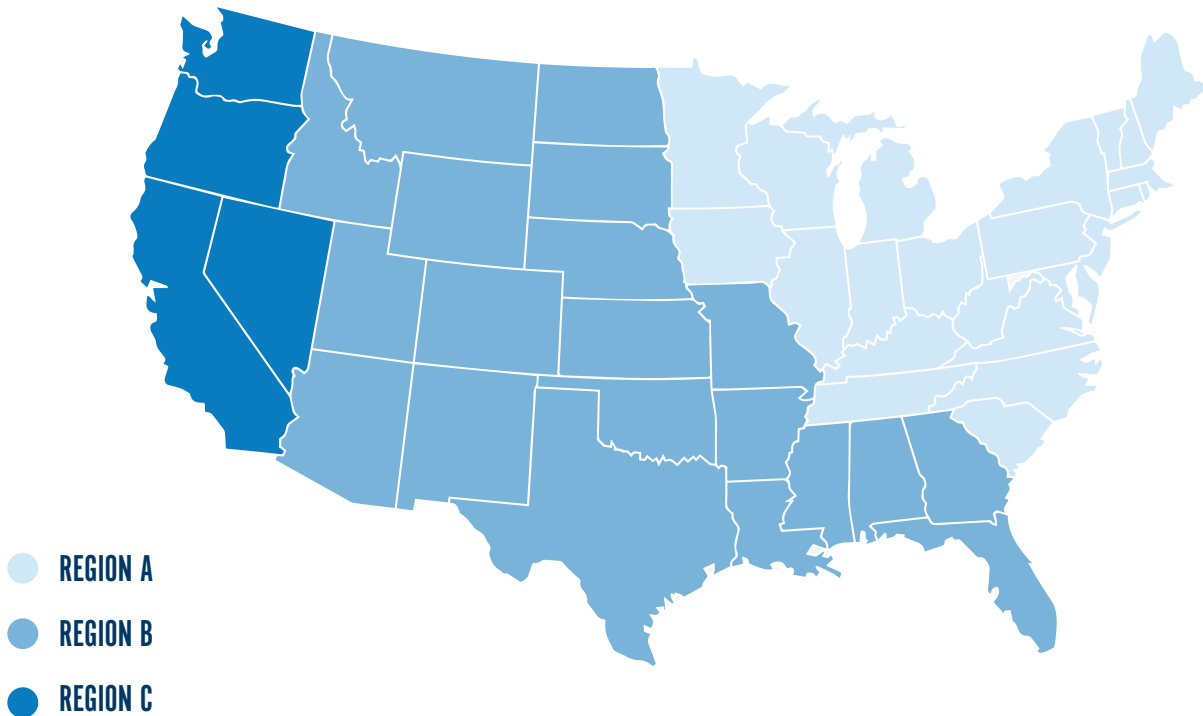
Product Category	# of Pieces	Freight/Drop Charges Region A	Freight/Drop Charges Region B	Freight/Drop Charges Region C	Lead Time
Sanitaryware: U.S.**	900	Full Freight Allowed (FFA)			10 business days
	350	\$ 150	\$ 180	\$ 220	
	250	\$ 170	\$ 200	\$ 240	
	Less than 250	Customer pays freight			

* Driver-assisted deliveries include any delivery where the driver participates in the unloading of the truck in any way. Unless assist and/or special equipment requirements are specified on the purchase order at the time the order is placed and proper arrangements can be made prior to delivery, additional charges will apply and Mansfield cannot guarantee the desired services and/or equipment will be available.

**Applies to all warehouses in the USA.

***For CTKs shipments the number of pieces is the inner pack pieces of sanitaryware.

USA REGIONS MAP / SANITARYWARE*




*Shippings not available to AK, HI & PR

MANSFIELD® COLOR CHARTS

SANITARYWARE - VITREOUS CHINA

STANDARD COLORS



White

PREMIUM COLORS



Biscuit



Bone

Colors shown are printed representations of vitreous china and acrylic product colors and may vary from actual product colors. Refer to the product listing in your Mansfield® list price book for complete color offering.

COLOR CROSS REFERENCE CHARTS

SANITARYWARE

MANSFIELD	AMERICAN STANDARD	BRIGGS	ELJER	GERBER	KOHLER	PEERLESS	ST. THOMAS	STERLING	TOTO
White	White	White	White	White	White	White	White	White	White
Biscuit	Linen	Biscuit	Biscuit	Biscuit	Biscuit	Biscuit	Balsa	Biscuit	Sedona Beige
Bone	Bone	Bone	Natural/ Bone	Bone	Almond	Bone	Bone	Bone	Bone

Mansfield® Plumbing Products, LLC is unaffiliated with goods or services of:
American Standard, Briggs, Crane Plumbing, Eljer, Gerber, Jacuzzi, Kohler, Peerless, St. Thomas, Sterling and Toto.



Mansfield Plumbing Products, LLC

www.mansfieldplumbing.com

1-877-850-3060 | custsrvs@mansfieldplumbing.com

Distributed March 2024