

ADA TITLE II TRANSITION PLAN

prepared for

Gavilan College
5055 Santa Teresa Boulevard
Gilroy, CA 95020
Jeff Gopp



PREPARED BY:

Bureau Veritas
10461 Mill Run Circle, Suite 1100
Owings Mills, Maryland 21117
800.733.0660
www.us.bureauveritas.com

BV CONTACT:

Bryon Scott, ADAC
Program Manager
800.733.0660 x6625
Bryon.Scott@BureauVeritas.com

BV PROJECT #:

142445.20R-00A.260

DATE OF REPORT:

June 2, 2022

ADA TITLE II TRANSITION PLAN
OF
GAVILAN COLLEGE
5055 SANTA TERESA BOULEVARD
GILROY, CA 95020

Bureau Veritas

10461 Mill Run Circle, Suite 1100 | Owings Mills, MD 21117 | www.us.bureauveritas.com | p 800.733.0660

TABLE OF CONTENTS

1. CERTIFICATION	2
2. PURPOSE AND SCOPE	3
2.1 Overview of the AGENCY Name.....	3
2.2 Purpose of the Transition Plan.....	4
2.3 Basis for Probable Costs.....	4
2.4 Scope of Work.....	4
2.5 Physical Barrier Assessments.....	5
3. ACCESSIBILITY REQUIREMENTS	6
4. COMPLIANCE STRATEGY	7
5. PRIORITIES	8
5.1 Facility Priorities.....	8
5.2 Barrier Priorities.....	8
6. GAVILAN COLLEGE FUNDING LEVELS	10
7. TRANSITION PLAN COMPONENTS	11
7.1 Overview.....	11
7.2 System Barrier Summary.....	11
7.3 Barrier Removal Strategy.....	12
7.4 Conclusion.....	13
8. APPENDICES	14



1. CERTIFICATION

Bureau Veritas has completed a Comprehensive Accessibility Evaluation of the Gavilan College properties in Gilroy, California, in accordance with the requirements of 28 CFR Part 35, the 2010 ADA Design Standards for Accessible Design, and the State of California Building Code sections related to accessibility.

The conclusions and recommendations presented in this report are based on the evaluations of properties under the jurisdiction of the Gavilan College, associated documentation related to the properties, and input from the Gavilan College staff.

The conclusions and recommendations presented in this Transition Plan report are based on the evaluations of properties under the jurisdiction of Agency Name.

Accessibility evaluations were conducted by Bureau Veritas Project Architects and Project Engineers during site visits to individual properties. Project Architects' and Engineers' observations were made during site visits conducted in 2020. Cost estimates for barrier removal are planning level cost estimates based on Bureau Veritas's experience with similar properties.

The assessments were performed at the client's request using methods and procedures consistent with good commercial and customary practice for assessing compliance with the Title II provisions of the Americans with Disabilities Act (ADA), including the requirements of 28 CFR Part 35, and applicable state requirements. Accessibility barriers in areas which were not readily accessible, and/or may not have been visible, may exist. Individual facility reports describe property conditions at the time that the observations and research were conducted. The individual facility reports are not an engineering evaluation of physical conditions. The Self-Evaluation did not include engineering evaluations or engineering calculations to determine the adequacy of the park or facility's original design or to determine engineered cost estimates.

The opinions Bureau Veritas expresses in this report were formed utilizing the degree of skill and care ordinarily exercised by any prudent architect or engineer in the same community under similar circumstances. Bureau Veritas assumes no responsibility or liability for the accuracy of the information contained in this report, which has been obtained from the client or the client's representatives, from other interested parties, or from the public domain. The conclusions presented represent Bureau Veritas's professional judgment based on information obtained during the course of this assignment. The conclusions presented are based on the data provided, observations made, and conditions that existed specifically on the date of the assessments of individual properties.

Bureau Veritas certifies that Bureau Veritas has no undisclosed interest in the subject property, Bureau Veritas' relationship with the client is at arms-length, and that Bureau Veritas' employment and compensation are not contingent upon the findings or estimated costs to remedy any deficiencies.

This report has been prepared on behalf of and exclusively for the use of the Gavilan College for the purposes stated herein. The purpose for which this report shall be used shall be limited to the use as stated in the contract between the client and Bureau Veritas.

This report, or any of the information contained therein, is not for the use or benefit of, nor may it be relied upon by any other person or entity, for any purpose without the advance written consent of Bureau Veritas. Any reuse or distribution without such consent shall be at the client's or recipient's sole risk, without liability to Bureau Veritas.

If you have any questions regarding this report, please contact Bryon Scott, Senior Engineering Consultant, (800) 766-0660 x 6625.

Certified by:



Bryon Scott, ADAC
Bryon.Scott@BureauVeritas.com

2. PURPOSE AND SCOPE

2.1 Overview of the AGENCY Name

Gavilan College prepares students to transfer to a university, get training in a skilled career, build academic skills, or attain needed classes for career advancement. As a relatively small community college, Gavilan College offers a more community-oriented and personalized experience than you might find at a larger school with high educational quality and access to technology.

The mission statement of Gavilan College is: Gavilan College actively engages, empowers, and enriches students of all backgrounds and abilities to build their full academic, social, and economic potential.

A Board of Trustees governs Gavilan College

Current staffing consists of more than 50 full and part time staff members.

The Gavilan College facilities occupy 150 acres.

Physical amenities currently available within Gavilan College are:

AMENITY SUMMARY	
FACILITY	AMENITIES
Adapted Physical Education	Sports Facility
Art	Classrooms, Restrooms
Baseball Field	Sports Fields
Business	Classrooms, Restrooms
Chapel	Historic Structure
Community Development and Careers	Offices, Restrooms
Cosmetology	Classrooms, Salon, Restrooms
Coyote	Classrooms, Restrooms
Football/Track Storage	Sports Field
Golf Shed	Sports Field
Ground Supplies and Vehicle Storage	Maintenance Facility, Equipment Storage
Gymnasium	Sports Facility
Health Occupations Building	Classrooms, Restrooms
Hollister Center	Classrooms, Restrooms
Humanities	Classrooms, Restrooms
Library	Library, Offices, Restrooms
Life Science	Classrooms, Restrooms
Maintenance	Maintenance Facility, Equipment Storage
Mathematics	Classrooms, Restrooms
Mayock House	Historic Site
Multi-Purpose Building	Classroom, Restrooms
Music Hall	Classroom
Physical Science	Classroom, Restrooms
Pool Building	Pool, Locker room



AMENITY SUMMARY	
Portable Buildings	Classroom
San Martin Aviation Building	Hangers, Restrooms
Security/Facilities Building	Offices, Restrooms
Site (Internal Paths)	Parking, Sycamore Lane, connecting routes and ramps
Soccer Field	Sports Field
Social Science	Classroom, Restrooms
Softball Field	Sports Field
Student Center/ Administration	Office, Restrooms, Dining Hall
Tennis courts	Sports Field
Theater	Theater, Dressing Rooms, Restrooms
Total Number of Amenities	34

2.2 Purpose of the Transition Plan

The purpose of this Transition Plan is to plan accessibility compliance for Gavilan College with the requirements of Title II of the Americans with Disabilities Act (ADA) and applicable state regulations contained in the accessibility and related chapters of the California Building Code. The Transition Plan is part of the Self-Evaluation process required of Title II entities (state and local public agencies).

2.3 Basis for Probable Costs

The estimates for the repair and capital reserves items noted within this report are summarized in Section 3, and individual observation details are provided in Appendix A.

The estimates are based on invoice or bid documents provided either by the Owner/facility and construction costs developed by construction resources such as *R.S. Means* and *Marshall & Swift*, Bureau Veritas' experience with past costs for similar properties, city cost indexes, and assumptions regarding future economic conditions. Typically, barrier removal allowances are based upon the removal of the specific element being evaluated (for example, parking stalls, curb ramps, ramps). Grading plans based on field surveys using land surveyor instrumentation could result in significantly different material quantities and subsequent higher project costs. Bureau Veritas has no control over the final scope of work, pricing methods, and costs associated with a contractor constructing the project. The opinion of probable costs within this report cannot guarantee that the costs will accurately reflect the actual bids for construction.

2.4 Scope of Work

A Self-Evaluation is a governmental organizations' evaluation of its current services, policies and practices, and all physical facilities. The Self Evaluation comprises three components:

- Data gathering: assessments of individual physical properties and internal reviews of public services and programs, communications, and employment practices
- Transition Plan based on the physical and programmatic assessments
- Action necessary to make required additions or modifications to non-compliant elements

This Transition Plan represents the planned modifications to programs and physical facilities provided by Gavilan College. The Transition Plan is a summation and analysis of the barriers to the use of facilities.

2.5 Physical Barrier Assessments

A Bureau Veritas Subject Matter Expert visited each property within the Gavilan College to evaluate the facilities in accordance with the ADA and State of California Building Code and assess the existing property improvements' compliance with the Title II provisions of the Americans with Disabilities Act (ADA) and applicable state requirements.

The field observer conducted a thorough review of the facility to observe and identify barriers to accessibility and formulate recommendations to remedy the physical barriers. As a part of the review, the field observer met with a property representative with specific knowledge of the facility to gain a clear understanding of overall features, public use patterns, and relevant historical data. All features of the property are subject to observation, which includes but is not limited to parking lots, sidewalks, access ramps, and all common areas accessible to the public, as well as employee areas.

During the site walk-through, the field observer followed a Survey Form that meets or exceeds the current ADAAG format and utilizing a digital level, measuring tape, pressure gauge, and digital camera. The field observer identified and prioritized any existing improvements not in accordance with the applicable ADA requirements in the order of preference as set out by the DOJ in general categories and refined by Bureau Veritas.

The Bureau Veritas team assessed exterior and interior in order to identify existing conditions that are not in accordance with the applicable regulations. Examples of elements required to be accessible are:

- Parking- adequacy as to automobile number, van accessible number, signage, and markings
- Parking and passenger loading zones
- Accessible routes: sidewalks and paths, interior routes
- Space allowance and ranges
- Protruding objects
- Ground and floor surfaces
- Curb and other ramps; size, distance, slope, rails, and surface finishes
- Exterior and interior common stairs
- Platform lifts (wheelchair lifts)
- Entrances and exits to common areas and employee areas
- Handrails and grab bars
- Alarms (visual and audible) and warnings
- Signage, Braille, and visual
- Switches and outlets

Individual assessment reports for each property surveyed included:

- Summary of Findings for all amenity features (parking stalls, curb ramps, paths of travel, etc.)
- Individually recorded barriers
- Digital photos of observed deficiencies and representative photos of elements observed to be in compliance
- Geocode GPS references for the location of observed deficiencies
- Applicable ADA and State of California regulatory references
- Recommendations for viable corrective measures necessary to comply with regulations
- Planning level cost estimates for each barrier

Assessment results were tabulated into an ADA database using AssetCALC™, an online interactive database created by Bureau Veritas to manage ADA and state accessibility code information. The AssetCALC™ asset management database used by Bureau Veritas establishes an online database in www.Assetcalc.net, which is used to compile records of all deficiencies and accessibility barriers, store photos, and documents related to the individual facilities, and create reports. AssetCALC™ provides the ability to list, prioritize, query, and track accessibility barrier removals. Cost data in the database is calculated using rounding. Any minor discrepancies in the costs shown in this report are the result of rounding.

3. ACCESSIBILITY REQUIREMENTS

The Americans with Disabilities Act (ADA) of 1990 provides comprehensive, wide-ranging rights and protections to individuals with disabilities in the areas of employment, public accommodations, state and local government services, and telecommunications. Many consider it to be one of the most important civil rights laws since the Civil Rights Act of 1964. The goal of the ADA is to ensure equality of opportunity, full participation, and independent living to all individuals, including those with disabilities; it expressly prohibits all state and local governments and most private businesses from discriminating on the basis of disability. The ADA provides a clear and comprehensive national mandate for the elimination of discrimination against individuals with disabilities. The ADA includes the definition of a disability, and in 2008, the ADA Amendments Act expanded and better defined the definition of a disability.

The ADA defines a disability, with respect to an individual, in one of three ways: a physical or mental impairment that substantially limits one or more major life activities; a record or history of such impairment; or regarded as having such as an impairment. Major life activities include, but are not limited to, caring for oneself, performing manual tasks, seeing, hearing, eating, sleeping, walking, standing, lifting, bending, speaking, breathing, learning, reading, concentrating, thinking, communicating, and working.

The ADA is divided into 5 Titles: Employment, Public Services, Public Accommodations and Commercial Facilities, Telecommunications, and Miscellaneous Provisions. This report focuses on the Title II requirements.

The Department of Justice (DOJ) is responsible for the enforcement of the provisions of the ADA other than employment policy related issues. The United States Department of Justice's regulations implementing Title II of the ADA dictate that local governments and public agencies such as [Agency Name](#) must evaluate their services, programs, policies, and practices and identify barriers that may limit accessibility for individuals with disabilities and develop transition plans describing how they will address identified barriers.

In 2010, the Department of Justice issued revised and expanded ADA regulations. The new regulations revised and updated earlier standards as well as included new standards for various recreational uses such as play equipment, amusement rides, fishing piers, etc. These are collectively called the 2010 ADA Standards for Accessible Design (the "2010 Standards"). These new standards guide all new park construction and renovation projects. All facilities and parks have been evaluated and audited using the 2010 Standards.

Generally, Title II of the Americans with Disabilities Act (ADA) prohibits discrimination by public entities to access and use of on the basis of disability. In addition, public agencies must provide program access to all programs of the agency. Program, as used in the phrase "program access", is defined by the Department of Justice as "programs, facilities, and activities" of the public agency. Regardless of their age, programs, facilities, and activities must be maintained and operated to comply with the Americans with Disabilities Act Accessibility Guidelines (ADAAG), and applicable state and local accessibility regulations.

Buildings completed and occupied after January 26, 1992 are required to comply fully with ADAAG. Existing facilities constructed prior to this date are held to the lesser standard of complying to the extent allowed by structural feasibility and the financial resources available, or a reasonable accommodation must be made. However, program access by the public is still required.

A full explanation of the ADA is located in Appendix A.

4. COMPLIANCE STRATEGY

The proposed strategy for ADA compliance is a multi-phase approach for facility access as well as programmatic access. The goal of this strategy is to ensure that the programs, services, and opportunities offered by Gavilan College are accessible to the students, staff and guest of the Gavilan College community, regardless of abilities, yet provide a realistic plan for barrier removal, which is within the fiscal capabilities of the Gavilan College.

The provision of facility access is proposed to be based on a facility level, with the initial focus on the highest use properties. As its foundation, the proposed strategy is to ensure amenities which are in highest demand are accessible, subject to various limitations such as technically infeasible conditions and funding limitations. The strategy takes into account numerous factors such as usage levels, amenity uniqueness, and other factors. This strategy will enable the best use of available funds to provide the optimal facility access to the College programs for all students, staff and guest.

Programmatic access will be an ongoing effort. Gavilan College will initiate efforts to improve facility access, develop, and expands its review of its many programs with a focus on policy initiatives, inclusion, and reasonable accommodation needs. Not all barriers must be removed, as long as the disabled community is accommodated, and the unique programs, facilities, and services of the Gavilan College are made available for disabled users. Selected recurring amenities will be made barrier-free, so that at least one of each type of amenity is accessible.

Proceeds from Measure X Bond Measure will fund the completion of this Transition Plan.

5. PRIORITIES

5.1 Facility Priorities

The Gavilan College has established an accessibility priority rating for facilities using public usage criteria and alignment with current capital plans. Priorities 1 through 4 remediate barriers in facilities not defined in priorities 6 through 10: Priorities 6 through 10 align with defined capital plans.

1. Path of Travel
2. Path of Travel, Restrooms
3. Restrooms
4. Restrooms other Reach Range
5. Campus exterior Routes
6. Life Science Cluster
7. Theater
8. Grounds, Maintenance, Security
9. Library, Portable Buildings
10. Chapel, Mayock House

The number of amenities, services, and programs available at a facility is primary factors affecting facility usage levels. The distance required to travel from parking, proximity to public transportation, and safety are secondary factors affecting usage.

5.2 Barrier Priorities

The scope of the individual assessments were limited to exterior site features and amenities, specifically accessible parking and exterior accessible pedestrian paths of travel to and from all amenities and features provided at each site. Elements assessed included amenities such as parking, playgrounds, and restroom interiors. Bureau Veritas prioritized each of the captured barriers based on Department of Justice (DOJ) criteria focusing on the primary scope of work. Interior spaces such as common corridors, public restrooms, and other interior elements along the common path of travel, such as water fountains, that are the responsibility of the property owner, were included.

Per DOJ Guidelines, *people with disabilities should be able to arrive on the site, approach the building or facility and its amenities, and enter as freely as everyone else.*

The following priority levels have been used to assign priorities to barriers within each property and facility.

Priority 1: Path of Travel-

Accessible Van Parking – Access to a public facility begins with accessible parking. Van accessible parking is deemed the most important barrier. Those with the most severe disabilities tend to require a van accessible space to accommodate their vehicle and mobility device. In addition, when only the minimum number of accessible spaces is required, it must be a van accessible space. This priority includes all barriers associated with the compliance of a van accessible space including signage, restriping, constructing or reconfiguring the pavement to accommodate the required number of spaces.

Accessible Car Parking – Access to a public facility begins with accessible parking. Car accessible parking is deemed the second most important barrier. This priority includes all barriers associated with the compliance of a van accessible space including signage, restriping, constructing or reconfiguring the pavement to accommodate the required number of accessible spaces.



Accessible Approach and Entrances – A public agency is required to take measures to provide access to a place of public accommodation and employee areas from public sidewalks, parking, or public transportation. The DOJ dictates the minimum width, cross and running slope, signage, and handrail requirements associated with pedestrian accessible routes of travel. These measures include, for example, installing an entrance ramp, correcting tripping hazards or lessening the slope of a curb ramp. At least one route of travel to each amenity or feature should be safe and accessible for everyone, including people with disabilities.

Priority 2: Elements used for programs, services, and activities- Barriers may include play equipment, picnic tables, public counters, benches, and trash receptacles.

Priority 3: Restrooms, Signage - Barriers may include widening of toilet stalls, installation of grab bars, and lowering lavatories and mirrors.

Priority 4: Access to Auxiliary Features and Amenities – A public agency is required to take measures to provide access to auxiliary features and amenities along paths of travel, for instance, kiosks, water fountains, and kitchen appliances.

Priority 5: Employee-only Areas- Employee-only areas are required to have accessible entrances and exits, and accessible paths of travel within interior work areas and work stations. Corridors in employee-only areas, employee-only restrooms, employee-only kitchens and employee-only break rooms are considered public areas (rather than employee-only areas) under the ADA, and therefore, are required to fully comply with accessibility regulations governing those types of areas.

Employee areas have been set as the lowest priority, due to the fact that the total estimated cost for barrier removal in public areas is the more pressing need.

Some of the existing accessibility barriers require a minimal amount of effort or expense to remove, and are found throughout the system. These types of barrier removals are called "Low Hanging Fruit," or easy barrier removal. "Low hanging fruit" is defined as accessibility barrier removal which can be incorporated into recurring work being completed on a life cycle basis, and which is relatively low in cost.

6. GAVILAN COLLEGE FUNDING LEVELS

As part of the Measure X bond, proceeds from the bond and planned capital improvements are being used to cover the remediation cost of this Transition Plan.

7. TRANSITION PLAN COMPONENTS

7.1 Overview

The 2021 Transition Plan is a snapshot in time to evaluate and prioritize accessibility barrier removal throughout the Gavilan College system. The Transition Plan will be a living document and not a static view of the existing state of ADA compliance at Gavilan College. As such, it can be modified and updated on a periodic basis to reflect barrier removal efforts, changes in economic conditions, new and revised strategies, and reflect future public input.

The Transition Plan is a flexible document, as strategies, priorities, and funding opportunities change. Gavilan College's demographics may vary from the current demographic composition of Santa Clara County. Public preferences or facility use may change, while funding priorities and funding levels may change as well.

The Transition Plan will require modification as conditions and priorities are changed, new ADA requirements are issued by DOJ, and/or unanticipated policy, or fiscal needs shifts occur. To further complicate the difficulty of setting priorities, the Gavilan College system is intertwined with other entities, such as Santa Clara County, so that funding for corrective actions on facilities extends beyond the immediate control of its own boundaries.

As the ADA Coordinator, Jeff Gopp, for Gavilan College, is responsible for updating Gavilan College's Transition Plan. At a minimum of at least once a year, the Transition Plan should be updated, noting the barriers removed and any changes to the funding noted. Jeff Gopp can be reached at JGopp@gavilan.edu.

7.2 System Barrier Summary

The removal of all identified physical accessibility barriers in the system is estimated to cost \$3,543,725. The existing barrier planning level cost estimate totals are summarized in Table 7.2 below:

Facility / Building	Priority 1		Priority 2		Priority 3		Priority 4		Priority 5		Total	
	Est. Cost	Items	Est. Cost	Items	Est. Cost	Items	Est. Cost	Items	Est. Cost	Items	Est. Cost	Items
ADAPTED PHYSICAL ED	\$1,090	2			\$8,120	11					\$9,210	13
ART	\$8,431	13	\$7,289	3	\$2,626	8	\$4,545	6			\$22,891	30
BASEBALL FIELD	\$6,905	10	\$1,261	2							\$8,166	12
BUSINESS	\$135,985	22			\$3,468	8					\$139,453	30
CHAPEL	\$148,952	7									\$148,952	8
COMMUNITY DEV. & CAREERS	\$46,374	18	\$326	1	\$13,185	17	\$3,778	5			\$63,663	41
COSMETOLOGY	\$115,452	13	\$3,220	3	\$10,046	16					\$128,718	32
COYOTE	\$4,018	6	\$1,805	1	\$18,349	35					\$24,172	42
FOOTBALL/TRACK STORAGE	\$4,951	5									\$4,951	5
GOLF SHED	\$51,776	13	\$1,805	1	\$24,000	2	\$280	1			\$77,861	17
GROUNDS SUPPLIES AND VEHICLE STORAGE	\$5,562	5									\$5,562	5
GYMNASIUM	\$11,274	7	\$2,186	3	\$6,942	4					\$20,402	14
HEALTH OCCUPATIONS BLDG	\$32,522	15			\$7,803	10	\$1,098	1			\$41,423	26
HOLLISTER CENTER	\$4,026	11	\$3,610	10	\$7,850	27	\$2,500	4			\$17,986	52

HUMANITIES	\$21,980	14			\$1,212	4				\$23,192	18
LIBRARY	\$158,855	40	\$5,009	7	\$49,993	41	\$11,694	5		\$225,551	93
LIFE SCIENCE	\$77,204	15			\$17,074	19	\$1,098	1		\$95,376	35
MAINTENANCE	131,508	8			\$293	1				131,801	9
MATHEMATICS	\$17,369	13	\$1,805	1			\$115	1		\$19,289	15
MAYOCK HOUSE	\$136,219	12	\$22,608	3	\$12,000	1				\$170,827	16
MULTI-PURPOSE BLDG	\$18,054	12	\$5,009	7	\$13,814	25	\$1,759	5		\$38,636	49
MUSIC HALL	\$49,654	8	\$3,260	1						\$52,914	9
PHYSICAL SCIENCE	\$13,132	14	\$230	1			\$2,200	2		\$15,562	17
POOL BUILDING	\$1,210	3								\$1,210	3
PORTABLE BLDGS	\$153,780	13					\$2,196	2		\$155,976	15
SAN MARTIN AVIATION	\$3,833	18	\$230	2	\$4,700	16	\$3,196	5		\$11,959	41
SECURITY/FACILITIES	\$1,464	2	\$110	1	\$5,736	3				\$7,310	6
SITE (Internal Paths)	\$965,224	172	\$15,322	9			\$2,240	4		\$982,786	186
SOCCER FIELD	\$47,402	8	\$1,750	1						\$49,152	9
SOCIAL SCIENCE	\$111,393	29	\$115	1	\$2,288	11				\$113,796	41
SOFTBALL FIELD	\$5,323	5	\$1,031	1	\$2,498	4				\$8,852	10
STUDENT CENTER/ADMIN	\$21,166	7	\$8,495	4	\$22,747	17				\$52,408	28
TENNIS COURTS	\$461,279	8					\$280	1		\$461,559	9
THEATER	\$141,622	11	\$36,536	8	\$34,002	5				\$212,160	24
Grand Total	\$3,114,991	559	\$123,009	71	\$268,746	285	\$36,979	43		\$3,543,725	960

For the accessibility summaries of individual facilities, see Appendix B.

7.3 Barrier Removal Strategy

The Gavilan College has adopted a multi-phase strategy using the ranking criteria of facility usage levels to determine the phases for barrier removal. The long-term goal is to make all unique amenities and at least one of each type of recurring amenity accessible. In order to meet the programmatic requirement for accessibility of programs, facilities, and services to the disabled by local agencies, the District will make accommodations for the disabled when requested. For further explanation of the obligations of a public agency, see Appendix A, section 1.2.1.

The planned phases for barrier removal are:

1. Path of Travel
2. Path of Travel, Restrooms
3. Restrooms
4. Restrooms other Reach Range
5. Campus exterior Routes
6. Life Science Cluster
7. Theater
8. Grounds, Maintenance, Security
9. Library, Portable Buildings
10. Chapel, Mayock House

The planning level cost estimates for each phase are summarized below:



Phases	Estimated Cost	Barriers
1 Path of Travel	\$424,341.00	129
2 Path of Travel, Restrooms	\$763,214	137
3 Restrooms	\$118,040	138
4 Restrooms other Reach Range	\$72,545.00	132
5 Campus exterior Routes	\$982,786	186
6 Life Science Cluster	\$130,227	67
7 Theater	\$212,61	24
8 Grounds Maintenance, Security	\$139,111	15
9 Library and Portable Buildings	\$381,527	108
10 Chapel and Mayock House	\$319,779	24
Totals	\$3,543,731	960

NOTE: Due to rounding, the totals shown in this table and the individual tables in the Appendices differ from Table 7.2,

See Appendix C for the full listing of barriers in each phase. Appendix D for Path of Travel Phasing

7.4 Conclusion

The establishment of planned phases for barrier removal is determined by the criteria adopted by Gavilan College, the regulations of the Americans with Disabilities Act, and by the necessity to schedule barrier removals within an established framework. The timing of the completion of each phase of barrier removal is subject to a number of factors. The framework timeline will be determined by the following factors, as well as potential unknown additional factors, which will determine any changes to and specificity of the Transition Plan, which may be required in future years:

- Funding sources and funding timelines
- Level of ADA barrier removal, with the highest ranking given to the highest use areas
- Opportunity to combine ADA barrier removal with scheduled capital improvements, such as playground replacements, parking lot renovations, restroom repairs or park reconstruction
- Development of a work program to eliminate "low hanging fruit" (easily removed barriers)
- Realistic time frame for accomplishment based on fiscal capability
- Demographic distributions
- Input from the community

Planning level estimated values for barrier removal will change over time due to inflation, changes in construction practices and materials, and unanticipated changes or additions to accessibility regulations. It is expected that the total cost of required accessibility barrier removal will change over time due to the completion of individual barrier removal efforts and due to funding of capital projects which incorporate barrier removal in the immediate and distant future.

8. APPENDICES

- Appendix A - ADA Title II Requirements
- Appendix B - Accessibility Summaries by Facility
- Appendix C - Barriers by Transition Plan Phase
- Appendix D - Path of Travel Phases



APPENDIX A
ADA TITLE II REQUIREMENTS



The Americans with Disabilities Act

With the passage of the Americans with Disabilities Act in 1990, people with disabilities were, for the first time, assured of access to all programs and services provided by state and local government agencies. Previously, under Section 504 of the Rehabilitation Act of 1973, as amended, only those public entities that receive federal funding were explicitly prohibited from discriminating on the basis of disability. Title II of the Americans with Disabilities Act applies Title I regulations to most public entities and became effective on January 26, 1992.

The Americans with Disabilities Act is divided into five areas, Titles I through V.

Title I- Employment: Title I of the Americans with Disabilities Act prohibits all employers, including government agencies, from discriminatory practices in the hiring, training, advancement, compensation, or discharge of any employee, or in any terms, conditions, and rights of employment.

Title II- Public Services: Title II of the American Disabilities Act, which governs state and local government entities, prohibits all public entities, even those completely independent from federal funding, from discriminating against people with disabilities. Generally, Title II of the Americans with Disabilities Act (ADA) prohibits discrimination by state and local government entities to access and use of "areas of public accommodations" and "public facilities" on the basis of disability.

Title III- Public Accommodations and Commercial Facilities: Title III requires places of public accommodation (privately funded and operated facilities) and commercial facilities that serve the public to be accessible to and usable by people with disabilities.

Title IV- Telecommunications: Title IV covers private telecommunication carriers offering services to the public to increase the availability of interstate and intrastate telecommunication relay services to individuals with hearing and speech impairments.

Title V- Miscellaneous Provisions: Title V contains miscellaneous provisions, including construction standards and practices, provisions for attorneys' fees, and technical assistance provisions.

Terms such as "Public Entity" and "Governmental Agency" are applicable to Title II entities, which are defined as state and local governments.

The Department of Justice (DOJ) is tasked with enforcement of the ADA.

Scope of Title II

Title II is divided into two subtitles. This discussion focuses only on Subtitle A, which is implemented by the Department of Justice's Title II regulation at 28 CFR § Part 35. Subtitle B covers public transportation and is implemented by the Department of Transportation's regulation. Subtitle B provisions are not applicable to this report, since parks are not a mode of public transportation. The use of the term "Title II" anywhere in the Transition Plan report refers only to Subtitle A.

28 CFR §35.102 Application

(a) Except as provided in paragraph (b) of this section, this part applies to all services, programs, and activities provided or made available by public entities.

(b) To the extent that public transportation services, programs, and activities of public entities are covered by Subtitle B of Title II (42 U.S.C.12141) of the ADA, they are not subject to the requirements of this part.

The obligation to comply with Title II extends to all public entities, including:

- Any state or local government
- Any department, agency, special purpose district, or other instrumentality of a state or local government

All local agencies, including municipalities, are required to comply with Title II because they are considered "instrumentalities" of the state government. All programs, activities, and services of local government, including municipalities, must be in compliance with Title II. Examples of activities covered include:

- The operation of all services and programs offered by the entity;
- All aspects of the employment relationship; and
- Services carried out by contractors.

Title II covers any and all events the local government system offers, for example, any public meetings, entertainment or lecture series, all events offered by the school system including after-school activities and social events, festivals or other special events, and all services provided for the public or staff. Services provided by any private contractors on behalf of the municipal system must also comply fully with relevant provisions of Title II.

Under Title II, a public entity (i.e. governmental agency) shall operate each service, program, or activity so that the service, program, or activity, when viewed in its entirety, is readily accessible to and usable by individuals with disabilities. The local government may not deny the benefits of its programs, activities and services to individuals with disabilities because its facilities are inaccessible.

Public meeting rooms must be accessible to people with disabilities. Buildings where public meetings, services, programs or activities take place must provide access to telephones and restrooms, if provided, for people with disabilities as well as the general public. When a program, service or activity is scheduled in an inaccessible location and a person with a disability notifies the agency of their desire or need to participate, that program, service or activity must be moved to an accessible location.

The government must maintain equipment and features of facilities in working order, if those features and equipment are required to provide ready access to individuals with disabilities. Isolated or temporary interruptions in access due to maintenance and repair of accessible features are not prohibited. For example, where the governmental agency must provide an accessible route, the route must remain accessible and not blocked by obstacles such as furniture, filing cabinets, or potted plants. An isolated instance of placement of an object on an accessible route, however, would not be a violation if the object is promptly removed. Similarly, accessible doors must be unlocked when the governmental agency's offices are open for business.

Mechanical failures in equipment such as elevators or automatic doors will occur from time to time. The obligation to ensure that facilities are readily accessible to and usable by individuals with disabilities would be violated if repairs are not made promptly or if improper or inadequate maintenance causes repeated failures.

However, this does not --

- (1) Necessarily require a public entity to make each of its existing facilities accessible to and usable by individuals with disabilities;
- (2) Require a public entity to take any action that would threaten or destroy the historic significance of an historic property; or
- (3) Require a public entity to take any action that it can demonstrate would result in a fundamental alteration in the nature of a service, program, or activity or in undue financial and administrative burdens. In those circumstances where personnel of the public entity believe that the proposed action would fundamentally alter the service, program, or activity or would result in undue financial and administrative burdens, a public entity has the burden of proving that compliance with 35.150(a) of this part would result in such alteration or burdens. The decision that compliance would result in such alteration or burdens must be made by the head of a public entity or his or her designee after considering all resources available for use in the funding and operation of the service, program, or activity, and must be accompanied by a written statement of the reasons for reaching that conclusion. If an action would result in such an alteration or such burdens, a public entity shall take any other action that would not result in such an alteration or such burdens but would nevertheless ensure that individuals with disabilities receive the benefits or services provided by the public entity.

In summary, Title II requires state, county, and city governments to ensure that all of their programs, services, and activities, when viewed in their entirety, are accessible to people with disabilities. Program access is intended to remove physical barriers to state, county, and city services, programs, and activities, but it generally does not require that a government agency make each facility, or each part of a facility, accessible. For example, all restrooms in a facility may not be accessible. However, signage directing people with disabilities to the accessible features and spaces in a facility, including at least one accessible restroom, should be provided.

Program accessibility may be achieved in a variety of ways. State, county, and city governments may choose to make structural changes to existing facilities to achieve access, or can pursue alternatives to structural changes to achieve program accessibility. For example, governments can move public meetings to accessible buildings, or can relocate services for individuals with disabilities to accessible levels or sections of buildings. When choosing between possible methods of program accessibility, governments must give priority to the choices that offer services, programs, and activities in the most integrated setting appropriate. [28 C.F.R. § 35.149, 35.150, 35.151, 35.163]

Definition of Disability

The ADA stipulates a three-pronged definition of disability. Disability is defined as an individual who:

- Has a physical or mental impairment that substantially limits one or more major life activities; or
- Has a record or history of such an impairment; or
- Is perceived or regarded as having such an impairment;
- Major life activities encompasses activities such as caring for oneself, performing manual tasks, walking, seeing, hearing, speaking, breathing, learning and working. [28 CFR § 35.104]

Human Resources

The ADA requires equal opportunity for the disabled in all areas of employment practices, including the application process, interviewing, testing, hiring, job assignment, evaluation, discipline, medical examinations, compensation, promotion, on-the-job training, layoff/recall, termination, leave and benefits such as health insurance. The non-discrimination requirement applies to the hiring process, as well as employees.

The ADA requires that all employees be provided equal access to benefits, such as health insurance, regardless of disability. However, the regulations also indicate that certain restrictions, such as pre-existing condition waiting periods or caps on particular types of services, such as out-patient physical therapy, are permissible unless proven to be a subterfuge for discrimination.

The ADA requirements for the hiring protocol and all areas of responsibility of the human resources department extend to seasonal workers, workers covered by collective bargaining agreements and works who may be hired through outside agencies. Volunteers, interns or student teachers who may be placed at an agency program or recruiters are not necessarily defined as government employees.

An important factor in the Self-Evaluation process is the identification of unionized employees and the terms of union agreements. For example, the terms of a collective bargaining agreement may include job restructuring or reassignment requests, which may affect seniority provisions. If the granting of requests would create an undue hardship, the Equal Employment Opportunity Commission (EEOC) has the authority to determine on a case-by-case basis whether the claim of undue hardship is valid.

Employment regulations treat alcohol and drug use differently. Alcoholism is recognized as a disability under the ADA; however, employers do not have to tolerate poor work performance due to alcoholism. If a person with alcoholism is provided only one paid leave for treatment of the alcoholism, while persons with different diseases are provided multiple paid leave, then such a provision is a violation of the ADA.

The ADA does not protect an individual currently engaging in the illegal use of drugs. However, a person with a history of drug addiction who (1) has been successfully rehabilitated or is participating in a drug rehabilitation program and (2) is not engaging in the illegal use of drugs is protected if the person is a qualified individual with a disability. An individual who is erroneously regarded as being a drug addict is also protected. [28 CFR § 35.104, 131]

Communications

People who have disabilities that affect hearing, seeing, speaking, reading, writing or understanding may use different ways to communicate than people who do not. Governmental agencies are required to take steps to ensure that the agency's communications with people with disabilities are as effective as communications with others. [28 CFR § 35.160(a)(1)]

This effective communication requirement applies to all members of the public with disabilities, including job applicants, program participants, and even people who simply contact state or local government agencies seeking information about programs, services, events or activities. The requirement applies to all agencies and to all modes of communication including written, spoken, telecommunications, television and video. Specifically, where the governmental agency communicates by telephone with applicants and any other person, text phones (TTY's) or equally effective telecommunications systems are required to be used for individuals who are deaf, hard of hearing, or have speech impairments. [28 CFR § 35.161]

When the government uses an automated-attendant system, including, but not limited to, voice mail and messaging, or an interactive voice response system, for receiving and directing incoming telephone calls, that system must provide for real-time communication with individuals using auxiliary aids and services, including TTY's and all forms of FCC-approved telecommunications relay system, including Internet-based relay systems. [28 CFR § 35.161]

Under 28 CFR § 35.161, the ADA requires that all Public Safety Answering Points (PSAPs) provide direct and equal access to their services for people with disabilities who use text phones (TTYs). All basic emergency services are included in this requirement. Both primary and secondary PSAPs have the same responsibilities under the ADA. To be in compliance, every call-taking position within the PSAP must have its own TTY or TTY-compatible equipment.

Additionally, telephone emergency services, including 911 services, shall provide direct access to individuals who use telecommunication devices for the deaf (TDD's) or computer modems. [28 CFR § 35.162]

The governmental agency must provide equal access to the programs, services and activities available on the agency's website(s). This can include making websites accessible to people with disabilities, or providing an alternative format for people to access the information, programs and services available through the web. In order to aid development of a government website which is accessible, the web administrator can consult the Web Content Accessibility Guidelines, developed by the Web Content Accessibility Working Group, which is part of the World Wide Web Consortium Web Accessibility Initiative, and available at <http://www.w3.org/TR/WCAG20>.

When an auxiliary aid or service is requested, the Department must provide an opportunity for the requester to specify aids or services of their choice, and that choice must be given primary consideration. There are many types of auxiliary aids and services that may be used to provide effective communication for people with disabilities, but not all ways work for all people or even for people with the same type of disability. The law does not require the agency to provide every one of these aids and services, but it does require that each person who interacts with the agency receives effective communication. [28 CFR § 35.160]

Requirements for an ADA Coordinator

A Title II entity with more than 50 employees must designate an ADA Coordinator who coordinates agency efforts to comply with and carry out the responsibilities of the ADA. The coordinator provides a single point of contact for members of the public about ADA and the agency. In order to ensure that individuals can easily identify the ADA Coordinator, the governmental agency must provide the ADA Coordinator's name, office address, and telephone number to all interested individuals [28 CFR § 35.107].

The ADA Coordinator facilitates compliance with the ADA and provides expertise regarding the American Disability Act and ADA Standards. The ADA coordinator receives and investigates complaints related to discrimination on the basis of disability.

Under 28 CFR § 35.107, a grievance procedure is required for public entities of 50 or more employees. Title II entities are required to adopt and publish grievance procedures providing for prompt and equitable resolution of complaints alleging any action that would be prohibited by 28 CFR § 35.

New Construction and Alterations

A public Title II entity may not deny the benefits of its programs, activities, and services to persons with disabilities because its existing facilities are inaccessible. Thus, it is the general availability of a program to persons with disabilities that must be evaluated, not compliance with facility standards developed for new construction and alterations.

While state and local governments may wish to measure the accessibility of their existing buildings against the scoping and technical provisions in the 2010 Standards, program accessibility may be achieved without making every existing facility - or every part of an existing building - accessible. Alternatives to building retrofit can include the temporary relocation of an activity to an accessible facility or the delivery of the service or benefit by other means. In many cases, however, permanent construction that provides physical access may be the most efficient and economical approach to program access, particularly when life cycle costs are considered.

Although physical changes are required only when there is no other feasible way to make a program accessible, public entities are nevertheless required to give priority to methods that result in the most integrated setting appropriate. The program access obligation is limited: title II entities do not have to take actions that they can demonstrate would result in a fundamental alteration in the nature of a program or that would impose undue financial or administrative burdens.

In compliance with 28 CFR §35.151 (c), if new construction and alterations to a facility were begun prior to September 15, 2010, then the facility or portion of the facility that is affected by the alteration shall comply with the 1991 standards. If new construction and alterations to a facility were begun on or after September 15, 2010, and before March 15, 2012, then either the 1991 standards or the 2010 ADA Standards for Accessible Design are applicable. For all new construction or alterations begun on or after March 15, 2012, the 2010 ADA Standards for Accessible Design are applicable. New construction and alterations must fully comply with all applicable 2010 ADA Standards for Accessible Design if begun on or after March 15, 2012.

The DOJ definition of the commencement of construction is the establishment of a physical object, such as a foundation wall, rather than the groundbreaking first shovel and initial grading of the site.

Existing facilities (including all buildings, exterior facilities, and the on-site access to them) constructed prior to January 26, 1992, and not altered in any way since that date, are held to the lesser standard of complying, with the extent allowed by structural feasibility and the financial resources available, or when a reasonable accommodation can be made.

If the cost of providing a path of travel to an altered facility is more than 20% of the cost of the alteration to the primary function area, then the cost is disproportionate to the overall area and therefore not required. Costs that may be considered as part of the cost of providing an accessible path of travel may include: (1) the costs associated with providing an accessible entrance and an accessible route to the altered area, for example, the cost of widening doorways or installing ramps; (2) costs associated with making restrooms accessible, such as installing grab bars, enlarging toilet stalls, insulating pipes, or installing accessible faucet controls, if the restroom is not the primary function of the area (e.g. the restroom is not in a highway rest area); (3) costs associated with providing accessible telephones, such as relocating the telephone to an accessible height, installing amplification devices, or installing a text telephone (TTY); and (4) costs associated with relocating an inaccessible drinking fountain. [28 C.F.R. § 35.151(b)(4)(iii)]

When the cost of alterations necessary to make the path of travel to the altered area fully accessible is disproportionate to the cost of the overall alteration, the path shall be made accessible to the extent that it can without incurring disproportionate costs. In choosing which accessible elements to provide, priority should be given to those elements that will provide the greatest access, in the following order: (1) an accessible entrance; (2) an accessible route to the altered area; (3) at least one accessible restroom for each sex or a single unisex restroom; (4) accessible telephones; (5) accessible drinking fountains; and (6) when possible, additional accessible elements such as parking storage and alarms. [28 CFR § 35.151(b)(4)(iv)] A series of smaller alterations cannot be used to evade the requirement if the alterations are served by a single path of travel. [28 C.F.R. § 35.151(b)(4)(v)]

Safe Harbor

The 2010 ADA Standards for Accessible Design use the terms incremental change and supplemental change. Incremental changes are those elements which were requirements under the 1991 standards, but which were changed in some way under the 2010 standards. Supplemental changes are those regulations or regulatory areas which were not included in the 1991 standards, but are included in the 2010 standards.

"Safe harbor" is the term used in the 2010 ADA Standards to describe situations where the 2010 incremental changes to the ADA regulations are not required if alterations to the building or facility are not made. Specifically, "safe harbor" applies to a path of travel. "A 'path of travel' includes a continuous, unobstructed way of pedestrian passage by means of which the altered area may be approached, entered, and exited, and which connects the altered area with an exterior approach (including sidewalks, streets, and parking areas), an entrance to the facility and other parts of the facility." [28 CFR § 35.151(b)(4)(ii)] "An accessible path of travel may consist of walks and sidewalks, curb ramps and other interior or exterior pedestrian ramps; clear floor paths through lobbies, corridors, rooms, and other improved areas; parking access aisles; elevators and lifts; or a combination of these elements. For the purposes of the section the term 'path of travel' also includes the restrooms, telephones and drinking fountains serving the altered area." [28 C.F.R. § 35.151(b)(4)(ii)(B)]

Safe harbor applies only if a building or facility built after July 26, 1992 was compliant with the 1991 standards prior to the enforceable date of the 2010 regulations, which is March 15, 2012. "Safe harbor" is granted to facilities or buildings if and only if the facilities are fully in compliance with the 1991 standards prior to March 15, 2012. However, if alterations are made after March 15, 2012, the alteration of the building or facility must fully comply with the 2010 standards, and any other portions of the existing building or facility that are substantially affected by the alteration in terms of their use, must also comply with the 2010 standards. "Safe harbor" does not apply to areas of supplemental change. For instance, the 2010 standards include regulations for exercise equipment or exercise areas, play areas, recreational boating, mini-golf, swimming pools, bowling, and court sports, but those regulations are not governed by "safe harbor." Other supplemental changes not enumerated here are also not covered by "safe harbor". [28 C.F.R. § 35.151(b)(4)(ii)(c)]

For example, one of the regulated areas where "safe harbor" makes an impact is in a single occupant restroom. The 2010 ADA Standards for Accessible Design require a clear floor space next to the water closet, while the 1991 ADAAG allows the lavatory to overlap the clear space. The intent of the new provisions is to allow space for a side transfer to the water closet. The 2010 ADA Standards allow the door to swing into the bathroom as long as there is a clear floor space past the swing of the door, so that a person can enter the room, shut the door and then maneuver. The 1991 ADAAG does not allow the door swing and the clear floor space to overlap for any of the fixtures. While the 2010 standards do not allow clear space overlap in multi-stall bathrooms, overlap is allowed in single occupant bathrooms.

Undue Burden

A public entity must operate each service, program, or activity so that when viewed in its entirety, the service, program, or activity is readily accessible to and usable by individuals with disabilities. This does not necessarily require the public entity to make each of its facilities accessible to and usable by individuals with disabilities. Additionally, a public entity is not required to take any action that would threaten or destroy the historical significance of an historic property.

If the state or local government agency can demonstrate that an action would result in a fundamental alteration in the nature of a service, program, or activity or in undue financial and administrative burdens, then the decision must be made in a written statement describing the reason for the conclusion, and the decision must be made by the head of the government agency, or his or her designee after considering all resources available for use in the funding and operation of the service, program, or activity. The public entity has the burden of proof that compliance with 28 CFR § 35.151 would result in such alterations or burdens.

If an action would result in a fundamental alteration of the service, program, or activity or in undue financial and administrative burdens, the Title II entity shall take any other action to ensure that individuals with disabilities receive the benefits or services provided by the state or local government agency.

Self-Evaluation Requirements

A Self-Evaluation is a governmental organizations' evaluation of its current services, policies and practices, and all physical facilities. The Self Evaluation comprises three components: 1. Data gather/assessments/internal reviews, etc., 2. The Transition Plan, and 3. Action to make necessary modifications. A government entity is required to conduct a Self-Evaluation within one year of the effective date of 28 CFR § 35.105, the effective date being March 15, 2011. All governments were required to complete a Self-Evaluation of their facilities, programs, policies, and practices by January 26, 1993. The evaluation required by March 15, 2012 is required to cover any and all areas that were not covered under the previous Self-Evaluation, including any programs or facilities that were altered since the previous Self-Evaluation. If a previous self-evaluation was not conducted, then the Self-Evaluation required by March 15, 2012 must include all facilities, services, policies, and practices.

The Self-Evaluation identifies and corrects those policies and practices that are inconsistent with Title II's requirements. Self-Evaluations should consider all of a local government's programs, activities, and services, as well as the policies and practices that a governmental agency has put in place to implement its various programs and services. Remedial measures necessary to bring the programs, policies, and services into compliance with Title II should be specified -- including, but not limited to: (1) relocation of programs to accessible facilities; (2) offering programs in an alternative accessible manner; (3) structural changes to provide program access; (4) policy modifications to ensure nondiscrimination; and (5) auxiliary aids needed to provide effective communication. [28 CFR §§ 35.105, 35.150(d)] The Self-Evaluation process identifies those policies and practices that are inconsistent with the requirements of Title II of the ADA. As part of the Self-Evaluation, the governmental agency is required to:

- A. Identify all of its programs, activities, and services.
- B. Review all the policies and practices that govern the administration of the governmental agency's programs, activities, and services.
- C. Examine each program to determine whether any physical barriers to access exist, including whether individuals with mobility impairments are provided access to public meetings.
- D. Review its policies and practices to determine whether any have the effect of excluding or limiting the participation of individuals with disabilities in the governmental agency's programs, activities, or services. The Self-Evaluation should provide justification for any agency policy that creates a barrier for people with disabilities that will not be modified.
- E. Review its policies to assess whether communications with persons with disabilities are as effective as its communication with others.
- F. Review its policies for responding to requests for accommodations to ensure such requests are responded to expeditiously.
- G. Review its employment practices to assess whether they comply with other applicable nondiscrimination requirements, including Section 504 of the Rehabilitation Act and the ADA regulations issued by the Department of Justice.
- H. Review its building and construction policies to assess whether construction of each new facility or part of a facility, or alteration of existing facilities, conforms to the standards designated under the Title II regulations.
- I. Provide the opportunity to interested persons, including individuals with disabilities or organizations representing individuals with disabilities, to participate in the Self-Evaluation process by submitting comments.

In addition, a public entity that employs 50 or more persons shall for at least three years following completion of the Self-Evaluation maintain on file and make available for public inspection: (1) a list of the interested persons consulted; (2) a description of areas examined and any problems identified, and (3) a description of any modification made.

Transition Plan Requirements

If a state or local government that employs 50 or more persons decides to make structural changes to achieve program access, it must develop a transition plan that identifies those changes and sets a schedule for implementing them. Transition plans must be available to the public.

28 CFR §35.150 (d) Transition plan: (1) In the event that structural changes to facilities will be undertaken to achieve program accessibility, a public entity that employs 50 or more persons shall develop, within six months of the effective date of this part, a transition plan setting forth the steps necessary to complete such changes. A public entity shall provide an opportunity to interested persons, including individuals with disabilities or organizations representing individuals with disabilities, to participate in the development of the transition plan by submitting comments. A copy of the transition plan shall be made available for public inspection.

(2) If a public entity has responsibility or authority over streets, roads, or walkways, its transition plan shall include a schedule for providing curb ramps or other sloped areas where pedestrian walks cross curbs, giving priority to walkways serving entities covered by the Act, including State and local government offices and facilities, transportation, places of public accommodation, and employers, followed by walkways serving other areas.

(3) The plan shall, at a minimum -

(i) Identify physical obstacles in the public entity's facilities that limit the accessibility of its programs or activities to individuals with disabilities;

(ii) Describe in detail the methods that will be used to make the facilities accessible;

(iii) Specify the schedule for taking the steps necessary to achieve compliance with this section and, if the time period of the transition plan is longer than one year, identify steps that will be taken during each year of the transition period; and

(iv) Indicate the official responsible for implementation of the plan.

28 CFR §35.151(b)(4) path of travel requirements apply only to alterations undertaken solely for purposes other than to meet program accessibility requirements of 28 CFR §35.150 provides additional guidance regarding the duty to provide accessible features in the event of disproportionality of the cost to make corrections to barriers with the overall project costs. In the event of disproportionality, 28 CFR §35.151 (b) (4) Path of Travel (iv) states that when the cost of alterations necessary to make the path of travel to the altered area fully accessible is disproportionate to the cost of the overall alteration, the path of travel shall be made accessible to the extent that it can be made accessible without incurring disproportionate costs. Additional guidance supplied in relation to choosing which accessible elements to provide, priority should be given to those elements that will provide the greatest access, in the following order—

Priority 1: An accessible entrance;

Priority 2: An accessible route to the altered area;

Priority 3: At least one accessible restroom for each sex or a single unisex restroom;

Priority 4: Accessible telephones

Priority 5: Accessible drinking fountains; and

Priority 6: When possible, additional accessible elements such as parking, storage, and alarms

These priorities are provided for guidance only. The individual Title II entity can develop its own priorities to provide reasonable accommodation.

APPENDIX B

ACCESSIBILITY SUMMARIES BY FACILITY

Facility / Building	Priority 1		Priority 2		Priority 3		Priority 4		Priority 5		Total	
	Est. Cost	Items	Est. Cost	Items	Est. Cost	Items	Est. Cost	Items	Est. Cost	Items	Est. Cost	Items
ADAPTED PHYSICAL ED												
ADAPTED PE CART SHED	\$1,090	2									\$1,090	2
ADAPTED PHYSICAL ED					\$8,120	11					\$8,120	11
Subtotal	\$1,090	2			\$8,120	11					\$9,210	13
<hr/>												
ART												
CLASSROOM	\$5,156	9	\$7,289	3			\$4,545	6			\$16,990	18
EXTERIOR	\$793	1									\$793	1
RESTROOM	\$2,482	3			\$2,626	8					\$5,108	11
Subtotal	\$8,431	13	\$7,289	3	\$2,626	8	\$4,545	6			\$22,891	30
<hr/>												
BASEBALL FIELD												
BB DUGOUT/HOME/STORAGE	\$2,080	5	\$1,261	2							\$3,341	7
BB DUGOUT/VISITOR/STORAG	\$4,825	5									\$4,825	5
Subtotal	\$6,905	10	\$1,261	2							\$8,166	12
<hr/>												
BUSINESS												
EXTERIOR	\$135,585	20									\$135,585	20
RESTROOM	\$400	2			\$3,468	8					\$3,868	10
Subtotal	\$135,985	22			\$3,468	8					\$139,453	30
<hr/>												
CHAPEL												
EXTERIOR	\$148,952	6									\$148,952	6
INTERIOR		1										2
Subtotal	\$148,952	7									\$148,952	8
<hr/>												
COMMUNITY DEV. & CAREERS												
EXTERIOR	\$44,710	9	\$326	1	\$1,300	1					\$46,336	11
INTERIOR	\$1,664	9					\$3,778	5			\$5,442	14
RESTROOM					\$11,885	16					\$11,885	16
Subtotal	\$46,374	18	\$326	1	\$13,185	17	\$3,778	5			\$63,663	41
<hr/>												
COSMETOLOGY												
EXTERIOR	\$59,804	4	\$1,300	1	\$1,300	1					\$62,404	6
INTERIOR	\$55,648	9	\$1,920	2	\$4,952	3					\$62,519	14
RESTROOM					\$3,794	12					\$3,794	12
Subtotal	\$115,452	13	\$3,220	3	\$10,046	16					\$128,718	32
<hr/>												
COYOTE												
EXTERIOR	\$420	1									\$420	1
INTERIOR	\$2,500	2	\$1,805	1							\$4,305	3
RESTROOM	\$1,098	3			\$18,349	35					\$19,447	38
Subtotal	\$4,018	6	\$1,805	1	\$18,349	35					\$24,172	42
<hr/>												
FOOTBALL/TRACK STORAGE												
EXTERIOR	\$4,951	5									\$4,951	5
Subtotal	\$4,951	5									\$4,951	5
<hr/>												
GOLF SHED												
EXTERIOR	\$51,776	13	\$1,805	1			\$280	1			\$53,861	15
RESTROOM					\$24,000	2					\$24,000	2
Subtotal	\$51,776	13	\$1,805	1	\$24,000	2	\$280	1			\$77,861	17
<hr/>												
GROUNDS SUPPLIES AND VEHICLE												
STORAGE												
GROUNDS SUPPLIES	\$5,562	5									\$5,562	5
Subtotal	\$5,562	5									\$5,562	5
<hr/>												
GYMNASIUM												
INTERIOR	\$7,614	3	\$2,186	3							\$9,800	6
RESTROOM	\$3,660	4			\$6,942	4					\$10,602	8
Subtotal	\$11,274	7	\$2,186	3	\$6,942	4					\$20,402	14
<hr/>												
HEALTH OCCUPATIONS BLDG												
EXTERIOR	\$25,808	8			\$2,600	2					\$28,408	10

INTERIOR	\$6,714	7					\$1,098	1	\$7,812	8
RESTROOM					\$5,203	8			\$5,203	8
Subtotal	\$32,522	15			\$7,803	10	\$1,098	1	\$41,423	26
HOLLISTER CENTER										
INTERIOR	\$4,026	11	\$3,610	10	\$55	1	\$2,500	4	\$10,191	26
RESTROOMS					\$7,795	26			\$7,795	26
Subtotal	\$4,026	11	\$3,610	10	\$7,850	27	\$2,500	4	\$17,986	52
HUMANITIES										
CLASSROOM	\$2,348	7							\$2,348	7
EXTERIOR	\$19,632	5							\$19,632	5
RESTROOM		2			\$1,212	4			\$1,212	6
Subtotal	\$21,980	14			\$1,212	4			\$23,192	18
LIBRARY										
EXTERIOR	\$102,961	19	\$800	2					\$103,761	21
EXTERIOR ROOM ENTRANCE	\$6,464	8							\$6,464	8
INTERIOR	\$48,702	12	\$4,009	4	\$10,878	3	\$11,694	5	\$75,283	24
RESTROOM	\$728	1	\$200	1	\$39,115	38			\$40,043	40
Subtotal	\$158,855	40	\$5,009	7	\$49,993	41	\$11,694	5	\$225,551	93
LIFE SCIENCE										
CLASSROOM	\$7,570	7					\$1,098	1	\$8,668	8
EXTERIOR	\$69,268	7			\$9,300	2			\$78,568	9
RESTROOM	\$366	1			\$7,774	17			\$8,140	18
Subtotal	\$77,204	15			\$17,074	19	\$1,098	1	\$95,376	35
MAINTENANCE										
MAINTENANCE - 7 HAZ MATS	\$9,363	1							\$9,363	1
MAINTENANCE STORAGE SHED	\$25,816	6			\$293	1			\$26,109	7
MAINTENANCE VEH SHED	\$96,329	1							\$96,329	1
Subtotal	\$131,508	8			\$293	1			\$131,801	9
MATHEMATICS										
CLASSROOM	\$5,946	11					\$115	1	\$6,061	12
EXTERIOR	\$11,423	2							\$11,423	2
INTERIOR			\$1,805	1					\$1,805	1
Subtotal	\$17,369	13	\$1,805	1			\$115	1	\$19,289	15
MAYOCK HOUSE										
EXTERIOR	\$41,686	8	\$2,608	2					\$44,294	10
INTERIOR	\$94,533	4	\$20,000	1	\$12,000	1			\$126,533	6
Subtotal	\$136,219	12	\$22,608	3	\$12,000	1			\$170,827	16
MULTI-PURPOSE BLDG										
CLASSROOM	\$2,500	2	\$600	2			\$800	3	\$3,900	7
EXTERIOR	\$12,840	5							\$12,840	5
INTERIOR	\$1,616	2	\$4,209	4			\$959	2	\$6,784	8
RESTROOM	\$1,098	3	\$200	1	\$13,814	25			\$15,112	29
Subtotal	\$18,054	12	\$5,009	7	\$13,814	25	\$1,759	5	\$38,636	49
MUSIC HALL										
EXTERIOR	\$45,904	7	\$3,260	1					\$49,164	8
INTERIOR	\$3,750	1							\$3,750	1
Subtotal	\$49,654	8	\$3,260	1					\$52,914	9
PHYSICAL SCIENCE										
CLASSROOM	\$10,650	12					\$2,200	2	\$12,850	14
EXTERIOR ROOM ENTRANCE	\$2,482	2	\$230	1					\$2,712	3
Subtotal	\$13,132	14	\$230	1			\$2,200	2	\$15,562	17
POOL BUILDING										
INTERIOR	\$1,210	3							\$1,210	3
Subtotal	\$1,210	3							\$1,210	3
PORTABLE BLDGS										

EXTERIOR	\$152,316	9						\$152,316	9
PORTABLE BLDG 19	\$732	2				\$1,098	1	\$1,830	3
PORTABLE BLDG 20	\$732	2				\$1,098	1	\$1,830	3
Subtotal	\$153,780	13				\$2,196	2	\$155,976	15
SAN MARTIN AVIATION									
CLASSROOM	\$1,464	8	\$115	1		\$1,898	3	\$3,477	12
EXTERIOR	\$539	2						\$539	2
INTERIOR	\$732	4			\$130	2	\$1,298	2	\$2,160
RESTROOM	\$1,098	4	\$115	1	\$4,570	14		\$5,783	19
Subtotal	\$3,833	18	\$230	2	\$4,700	16	\$3,196	\$11,959	41
SECURITY/FACILITIES									
INTERIOR	\$732	1	\$110	1	\$3,000	1		\$3,842	3
RESTROOM	\$732	1			\$2,736	2		\$3,468	3
Subtotal	\$1,464	2	\$110	1	\$5,736	3		\$7,310	6
SITE (Internal Paths)									
GENERAL CIRCULATION	\$475,960	42	\$15,322	9		\$2,240	4	\$493,522	56
PARKING LOT A	\$97,940	22						\$97,940	22
PARKING LOT B	\$62,154	15						\$62,154	15
PARKING LOT C	\$109,844	27						\$109,844	27
PARKING LOT D	\$45,043	12						\$45,043	12
PARKING LOT E	\$12,992	5						\$12,992	5
PARKING LOT G	\$35,400	7						\$35,400	7
PARKING LOT H	\$118,931	37						\$118,931	37
PARKING LOT SECURITY/FACILITIES	\$6,960	5						\$6,960	5
Subtotal	\$965,224	172	\$15,322	9		\$2,240	4	\$982,786	186
SOCCER FIELD									
EXTERIOR	\$47,402	8	\$1,750	1				\$49,152	9
Subtotal	\$47,402	8	\$1,750	1				\$49,152	9
SOCIAL SCIENCE									
CLASSROOM	\$1,464	4						\$1,464	4
EXTERIOR	\$107,001	14						\$107,001	14
INTERIOR	\$2,562	8	\$115	1	\$280	1		\$2,957	10
RESTROOM	\$366	3			\$2,008	10		\$2,374	13
Subtotal	\$111,393	29	\$115	1	\$2,288	11		\$113,796	41
SOFTBALL FIELD									
EXTERIOR	\$5,323	5	\$1,031	1	\$2,498	4		\$8,852	10
Subtotal	\$5,323	5	\$1,031	1	\$2,498	4		\$8,852	10
STUDENT CENTER/ADMIN									
ADMISSIONS	\$3,228	3	\$2,000	1	\$14,330	5		\$19,558	9
COMMONS	\$10,766	2	\$6,495	3	\$3,918	7		\$21,179	12
CONFERENCE ROOM					\$4,499	5		\$4,499	5
EXTERIOR	\$7,172	2						\$7,172	2
Subtotal	\$21,166	7	\$8,495	4	\$22,747	17		\$52,408	28
TENNIS COURTS									
EXTERIOR	\$461,279	8				\$280	1	\$461,559	9
Subtotal	\$461,279	8				\$280	1	\$461,559	9
THEATER									
EXTERIOR	\$118,900	8						\$118,900	8
INTERIOR	\$22,722	3	\$36,536	8	\$34,002	5		\$93,260	16
Subtotal	\$141,622	11	\$36,536	8	\$34,002	5		\$212,160	24
Grand Total	\$3,114,991	559	\$123,009	71	\$268,746	285	\$36,979	\$3,543,725	960

APPENDIX C
BARRIERS BY TRANSITION PLAN PHASE

	A	B	C	D	E	F	G	H	I	L	M	N	O	P	Q	T
1	Priority	Id	ADA Master Cost Id	Facility	Building	Assembly	Type	Barrier Priority	Detail	Location Description	ADA	Ref. Number	Quantity	Cost	Unit	Total
2	1	217687	2591	ADAPTED PHYSICAL ED	ADAPTED PE CART SHED	Entrance to Building	Building Entrance - Door	1	CALIFORNIA: The non-fire, accessible exterior door takes more than 5#s of pressure to operate.	ADAPTED PE CART SHED	California Accessibility Code	CBD Chap 11B-404.2.9	1	\$975	EA	\$975
3	1	217688	3391	ADAPTED PHYSICAL ED	ADAPTED PE CART SHED	Entrance to Building	Building Entrance - Door	1	CALIFORNIA: The hardware at the accessible door is not compliant.	ADAPTED PE CART SHED	California Accessibility Code	CBC Chap 11B-309, 404.2.7, State Fire Marshall Referenced Standard Section 12-10-202(f)	1	\$115	EA	\$115
4	1	217940	1094	ART	CLASSROOM	Entrance to Building	Building Entrance - Door	1	The accessible door with door closer has a sweep period of less than 5 seconds from 90 degrees to a position 12 degrees from latch.	Classroom AR101	ADA	404.2.8	1	\$366	EA	\$366
5	1	217944	1812	ART	CLASSROOM	Interior Access Route	Interior Accessible Route	1	Clear widths are less than 36" minimum, including protruding objects.	Classroom AR101	ADA	305.3 and 402.5.1	0	\$0	SF	\$0
6	1	217945	1094	ART	CLASSROOM	Entrance to Building	Building Entrance - Door	1	The accessible door with door closer has a sweep period of less than 5 seconds from 90 degrees to a position 12 degrees from latch.	Classroom AR102	ADA	404.2.8	1	\$366	EA	\$366
7	1	217948	1091	ART	CLASSROOM	Entrance to Building	Building Entrance-Door	1	The threshold at the accessible door is greater than ½" in height.	Classroom AR102	ADA	404.2.5	1	\$179	EA	\$179
8	1	217949	1091	ART	CLASSROOM	Entrance to Building	Building Entrance-Door	1	The threshold at the accessible door is greater than ½" in height.	Classroom AR101	ADA	404.2.5	1	\$179	EA	\$179
9	1	217950	1068	ART	CLASSROOM	Exterior Access Route	Gate	1	The gate hardware is not compliant.	Classroom AR101 Exterior	ADA	309, 404, 404.2.7	1	\$200	EA	\$200

	A	B	C	D	E	F	G	H	I	L	M	N	O	P	Q	T
10	1	217951	1094	ART	CLASSROOM	Entrance to Building	Building Entrance - Door	1	The accessible door with door closer has a sweep period of less than 5 seconds from 90 degrees to a position 12 degrees from latch.	Classroom AR102	ADA	404.2.8	1	\$366	EA	\$366
11	1	217952	3043	ART	CLASSROOM	Entrance to Building	Building Entrance - Door	1	CALIFORNIA: The maneuvering clearance at the entry door is not compliant.	Classroom AR101	California Accessibility Code	CBC Chap 11B-404.2	1	\$1,750	EA	\$1,750
12	1	217953	3043	ART	CLASSROOM	Entrance to Building	Building Entrance - Door	1	CALIFORNIA: The maneuvering clearance at the entry door is not compliant.	Classroom AR102	California Accessibility Code	CBC Chap 11B-404.2	1	\$1,750	EA	\$1,750
13	1	217939	1941	ART	EXTERIOR	Exterior Access Route	Exterior Accessible Route	1	The accessible route has gaps in the surface greater than 1/2" wide.	Building Exterior	ADA	302.3	40	\$19.82	SF	\$793
14	1	217925	3305	ART	RESTROOM	Entrance to Building	Building Entrance-Door	1	CALIFORNIA: The required fire door takes more than 15 pounds of pressure to operate.	Men's Restroom	California Accessibility Code	CBD Chap 11B-404.2.9	1	\$366	EA	\$366
15	1	217934	3043	ART	RESTROOM	Entrance to Building	Building Entrance - Door	1	CALIFORNIA: The maneuvering clearance at the entry door is not compliant.	Women's Restroom	California Accessibility Code	CBC Chap 11B-404.2	1	\$1,750	EA	\$1,750
16	1	217935	3305	ART	RESTROOM	Entrance to Building	Building Entrance-Door	1	CALIFORNIA: The required fire door takes more than 15 pounds of pressure to operate.	Women's Restroom	California Accessibility Code	CBD Chap 11B-404.2.9	1	\$366	EA	\$366
17	1	217708	1155	BASEBALL FIELD	BB DUGOUT/HOME/STORAGE	Interior Access Route	Controls And Dispensers	1	The height of controls throughout the common area are not compliant.	BB DUGOUT/HOME/STORAGE	ADA	308	1	\$125	EA	\$125
18	1	217709	1155	BASEBALL FIELD	BB DUGOUT/HOME/STORAGE	Interior Access Route	Controls And Dispensers	1	The height of controls throughout the common area are not compliant.	BB DUGOUT/HOME/STORAGE	ADA	308	1	\$125	EA	\$125

	A	B	C	D	E	F	G	H	I	L	M	N	O	P	Q	T
19	1	217711	1133	BASEBALL FIELD	BB DUGOUT/HOME/STORAGE	Interior Access Route	Door	1	The accessible door with door closer has a sweep period of less than 5 seconds from 90 degrees to a position 12 degrees from latch.	BB DUGOUT/HOME/STORAGE	ADA	404.2.8	2	\$366	EA	\$732
20	1	217712	1134	BASEBALL FIELD	BB DUGOUT/HOME/STORAGE	Interior Access Route	Door	1	The opening force required to open the accessible, hinged, non-fire door is more than 5 pounds.	BB DUGOUT/HOME/STORAGE	ADA	404.2.9	2	\$366	EA	\$732
21	1	217713	1133	BASEBALL FIELD	BB DUGOUT/HOME/STORAGE	Interior Access Route	Door	1	The accessible door with door closer has a sweep period of less than 5 seconds from 90 degrees to a position 12 degrees from latch.	BB DUGOUT/HOME/STORAGE	ADA	404.2.8	1	\$366	EA	\$366
22	1	217714	1155	BASEBALL FIELD	BB DUGOUT/VISITOR/STORAGE	Interior Access Route	Controls And Dispensers	1	The height of controls throughout the common area are not compliant.	BB DUGOUT/VISITOR/STORAGE	ADA	308	1	\$500	EA	\$500
23	1	217715	1155	BASEBALL FIELD	BB DUGOUT/VISITOR/STORAGE	Interior Access Route	Controls And Dispensers	1	The height of controls throughout the common area are not compliant.	BB DUGOUT/VISITOR/STORAGE	ADA	308	1	\$500	EA	\$500
24	1	217716	3402	BASEBALL FIELD	BB DUGOUT/VISITOR/STORAGE	Interior Access Route	Interior Access Route	1	CALIFORNIA: The width of the aisle is not compliant.	BB DUGOUT/VISITOR/STORAGE	California Accessibility Code	California Building Code Chap 11B-403.5.1, Exception 4	80	\$35	SF	\$2,800
25	1	217717	1128	BASEBALL FIELD	BB DUGOUT/VISITOR/STORAGE	Interior Access Route	Door	1	The pull side of the accessible door does not have the required maneuvering clearances.	BB DUGOUT/VISITOR/STORAGE	ADA	404.2.4; Table 404.2.4.1	1	\$293	EA	\$293

	A	B	C	D	E	F	G	H	I	L	M	N	O	P	Q	T
26	1	217718	1094	BASEBALL FIELD	BB DUGOUT/VISITOR/ STORAG	Entrance to Building	Building Entrance - Door	1	The accessible door with door closer has a sweep period of less than 5 seconds from 90 degrees to a position 12 degrees from latch.	BB DUGOUT/VISITOR /STORAG	ADA	404.2.8	2	\$366	EA	\$732
27	1	218305	2924	BUSINESS	EXTERIOR	Exterior Access Route	Ramp	1	CALIFORNIA: The ramp has running slopes and/or rises in excess of 1:12.	Ramp R1	California Accessibili ty Code	California Building Code Chap 11B- 405	70	\$662	LF	\$46,340
28	1	218306	3246	BUSINESS	EXTERIOR	Exterior Access Route	Ramp	1	CALIFORNIA: The exterior ramp railings are not compliant.	Ramp R1	California Accessibili ty Code	California Building Code Chap 11B- 403.5.1,5 05	144	\$163	LF	\$23,472
29	1	218307	2930	BUSINESS	EXTERIOR	Exterior Access Route	Ramp	1	CALIFORNIA: The ramp run does not have edge protection or the edge protection is not compliant.	Ramp R1	California Accessibili ty Code	California Building Code Chap 11B- 405.9.2	140	\$163	LF	\$22,820
30	1	218308	1044	BUSINESS	EXTERIOR	Exterior Access Route	Ramp	1	The accessible route has areas of vertical level changes in excess of 1/4" that are not beveled or ramped.	Ramp R1	ADA	303	10	\$19.82	SF	\$198
31	1	218309	2926	BUSINESS	EXTERIOR	Exterior Access Route	Ramp	1	CALIFORNIA: The ramp landings are not compliant.	Ramp R1	California Accessibili ty Code	California Building Code Chap 11B- Chap 11B- 405.7	5	\$662	LF	\$3,310
32	1	218310	1941	BUSINESS	EXTERIOR	Exterior Access Route	Exterior Accessible Route	1	The accessible route has gaps in the surface greater than 1/2" wide.	Sidewalk	ADA	302.3	35	\$19.82	SF	\$694
33	1	218311	3056	BUSINESS	EXTERIOR	Exterior Access Route	Stairs	1	CALIFORNIA: Handrails are not compliant or are not provided.	Stairs ST1	California Accessibili ty Code	CBC Chap 11B-505	26	\$163	LF	\$4,238

	A	B	C	D	E	F	G	H	I	L	M	N	O	P	Q	T
34	1	218312	1056	BUSINESS	EXTERIOR	Exterior Access Route	Stairs	1	The underside of the nosings are abrupt.	Stairs ST1	ADA	504.5	30	\$87.52	LF	\$2,626
35	1	218313	3246	BUSINESS	EXTERIOR	Exterior Access Route	Ramp	1	CALIFORNIA: The exterior ramp railings are not compliant.	Ramp R2	California Accessibility Code	California Building Code Chap 11B-403.5.1,5 05	30	\$163	LF	\$4,890
36	1	218314	2930	BUSINESS	EXTERIOR	Exterior Access Route	Ramp	1	CALIFORNIA: The ramp run does not have edge protection or the edge protection is not compliant.	Ramp R2	California Accessibility Code	California Building Code Chap 11B-405.9.2	24	\$163	LF	\$3,912
37	1	218315	2926	BUSINESS	EXTERIOR	Exterior Access Route	Ramp	1	CALIFORNIA: The ramp landings are not compliant.	Ramp R2	California Accessibility Code	California Building Code Chap 11B-405.7	5	\$662	LF	\$3,310
38	1	218316	3246	BUSINESS	EXTERIOR	Exterior Access Route	Ramp	1	CALIFORNIA: The exterior ramp railings are not compliant.	Ramp R3	California Accessibility Code	California Building Code Chap 11B-403.5.1,5 05	36	\$163	LF	\$5,868
39	1	218317	2930	BUSINESS	EXTERIOR	Exterior Access Route	Ramp	1	CALIFORNIA: The ramp run does not have edge protection or the edge protection is not compliant.	Ramp R3	California Accessibility Code	California Building Code Chap 11B-405.9.2	24	\$163	LF	\$3,912
40	1	218318	1941	BUSINESS	EXTERIOR	Exterior Access Route	Exterior Accessible Route	1	The accessible route has gaps in the surface greater than 1/2" wide.	Sidewalk	ADA	302.3	25	\$19.82	SF	\$496

	A	B	C	D	E	F	G	H	I	L	M	N	O	P	Q	T
41	1	218319	3056	BUSINESS	EXTERIOR	Exterior Access Route	Stairs	1	CALIFORNIA: Handrails are not compliant or are not provided.	Stairs ST2	California Accessibility Code	CBC Chap 11B-505	26	\$163	LF	\$4,238
42	1	218320	1056	BUSINESS	EXTERIOR	Exterior Access Route	Stairs	1	The underside of the nosings are abrupt.	Stairs ST2	ADA	504.5	30	\$87.52	LF	\$2,626
43	1	218321	2968	BUSINESS	EXTERIOR	Exterior Access Route	Exterior Accessible Route	1	CALIFORNIA: The exterior accessible route has slopes in excess of maximum 1:20 (5%) running slope and/or maximum 1:48 (2.08)% cross slope.	Sidewalk	California Accessibility Code	California Building Code Chap 11B-403.3, 403.5	22	\$19.82	SF	\$436
44	1	218322	2968	BUSINESS	EXTERIOR	Exterior Access Route	Exterior Accessible Route	1	CALIFORNIA: The exterior accessible route has slopes in excess of maximum 1:20 (5%) running slope and/or maximum 1:48 (2.08)% cross slope.	Sidewalk	California Accessibility Code	California Building Code Chap 11B-403.3, 403.5	22	\$19.82	SF	\$436
45	1	218323	1941	BUSINESS	EXTERIOR	Exterior Access Route	Exterior Accessible Route	1	The accessible route has gaps in the surface greater than 1/2" wide.	Sidewalk-Front	ADA	302.3	85	\$19.82	SF	\$1,685
46	1	218324	1032	BUSINESS	EXTERIOR	Exterior Access Route	Exterior Accessible Route	1	Sidewalk has areas of vertical level changes in excess of 1/4" that are not ramped.	Sidewalk	ADA	303	4	\$19.82	SF	\$79
47	1	218299	1974	BUSINESS	RESTROOM	Interior Access Route	Door	1	The opening force of the fire door is more than 15#s at the latch, more than 30#s to set door in motion, and more than #15 to move door to fully open.	Men's Restroom	ADA	404.2.9, IBC 1008.1.3	1	\$200	EA	\$200
48	1	218303	1974	BUSINESS	RESTROOM	Interior Access Route	Door	1	The opening force of the fire door is more than 15#s at the latch, more than 30#s to set door in motion, and more than #15 to move door to fully open.	Women's Restroom	ADA	404.2.9, IBC 1008.1.3	1	\$200	EA	\$200

	A	B	C	D	E	F	G	H	I	L	M	N	O	P	Q	T
49	1	218435	2946	COMMUNITY DEV. & CAREERS	EXTERIOR	Exterior Access Route	Stairs	1	CALIFORNIA: The top of the stair flight and all stair treads do not have a stripe which provides visual contrast of dark-on-light or light-on-dark distinguished from the remainder of the surface.	Stair ST1	California Accessibility Code	California Building Code Chap 11B-504.4.1	9	\$35.20	Riser	\$317
50	1	218437	2926	COMMUNITY DEV. & CAREERS	EXTERIOR	Exterior Access Route	Ramp	1	CALIFORNIA: The ramp landings are not compliant.	Ramp R1	California Accessibility Code	California Building Code Chap 11B-405.7	6	\$662	LF	\$3,972
51	1	218438	3246	COMMUNITY DEV. & CAREERS	EXTERIOR	Exterior Access Route	Ramp	1	CALIFORNIA: The exterior ramp railings are not compliant.	Ramp R1	California Accessibility Code	California Building Code Chap 11B-403.5.1,505	28	\$163	LF	\$4,564
52	1	218439	1941	COMMUNITY DEV. & CAREERS	EXTERIOR	Exterior Access Route	Exterior Accessible Route	1	The accessible route has gaps in the surface greater than 1/2" wide.	Sidewalk-Front	ADA	302.3	70	\$19.82	SF	\$1,387
53	1	218440	3246	COMMUNITY DEV. & CAREERS	EXTERIOR	Exterior Access Route	Ramp	1	CALIFORNIA: The exterior ramp railings are not compliant.	Ramp R2	California Accessibility Code	California Building Code Chap 11B-403.5.1,505	4	\$163	LF	\$652
54	1	218468	2591	COMMUNITY DEV. & CAREERS	EXTERIOR	Entrance to Building	Building Entrance - Door	1	CALIFORNIA: The non-fire, hinged accessible exterior door takes more than 5#s of pressure to operate.	Playground Side Door	California Accessibility Code	CBD Chap 11B-404.2.9	1	\$366	EA	\$366
55	1	218469	1068	COMMUNITY DEV. & CAREERS	EXTERIOR	Exterior Access Route	Gate	1	The gate hardware is not compliant.	Playground Gate	ADA	309, 404, 404.2.7	1	\$200	EA	\$200

	A	B	C	D	E	F	G	H	I	L	M	N	O	P	Q	T
56	1	218481	2930	COMMUNITY DEV. & CAREERS	EXTERIOR	Exterior Access Route	Ramp	1	CALIFORNIA: The ramp run does not have edge protection or the edge protection is not compliant.	Ramp R3	California Accessibility Code	California Building Code Chap 11B-405.9.2	100	\$163	LF	\$16,300
57	1	218482	3246	COMMUNITY DEV. & CAREERS	EXTERIOR	Exterior Access Route	Ramp	1	CALIFORNIA: The exterior ramp railings are not compliant.	Ramp R3	California Accessibility Code	California Building Code Chap 11B-403.5.1,505	104	\$163	LF	\$16,952
58	1	218441	2591	COMMUNITY DEV. & CAREERS	INTERIOR	Entrance to Building	Building Entrance - Door	1	CALIFORNIA: The non-fire, hinged accessible exterior door takes more than 5#s of pressure to operate.	Main Entrance Door	California Accessibility Code	CBD Chap 11B-404.2.9	1	\$366	EA	\$366
59	1	218442	1094	COMMUNITY DEV. & CAREERS	INTERIOR	Entrance to Building	Building Entrance - Door	1	The accessible door with door closer has a sweep period of less than 5 seconds from 90 degrees to a position 12 degrees from latch.	Main Entrance Door	ADA	404.2.8	1	\$0	EA	\$0
60	1	218444	1135	COMMUNITY DEV. & CAREERS	INTERIOR	Common Areas	Door	1	The opening force of the fire door is more than the minimum allowable by the appropriate administrative authority.	Lactation Room	ADA	404.2.9	1	\$200	EA	\$200
61	1	218466	2591	COMMUNITY DEV. & CAREERS	INTERIOR	Entrance to Building	Building Entrance - Door	1	CALIFORNIA: The non-fire, hinged accessible exterior door takes more than 5#s of pressure to operate.	Patio Side Door	California Accessibility Code	CBD Chap 11B-404.2.9	1	\$366	EA	\$366
62	1	218467	1094	COMMUNITY DEV. & CAREERS	INTERIOR	Entrance to Building	Building Entrance - Door	1	The accessible door with door closer has a sweep period of less than 5 seconds from 90 degrees to a position 12 degrees from latch.	Patio Side Door	ADA	404.2.8	1	\$0	EA	\$0
63	1	218470	2591	COMMUNITY DEV. & CAREERS	INTERIOR	Entrance to Building	Building Entrance - Door	1	CALIFORNIA: The non-fire, hinged accessible exterior door takes more than 5#s of pressure to operate.	Patio Back Door	California Accessibility Code	CBD Chap 11B-404.2.9	1	\$366	EA	\$366

	A	B	C	D	E	F	G	H	I	L	M	N	O	P	Q	T
64	1	218471	1094	COMMUNITY DEV. & CAREERS	INTERIOR	Entrance to Building	Building Entrance - Door	1	The accessible door with door closer has a sweep period of less than 5 seconds from 90 degrees to a position 12 degrees from latch.	Patio Back Door	ADA	404.2.8	1	\$0	EA	\$0
65	1	218479	2591	COMMUNITY DEV. & CAREERS	INTERIOR	Entrance to Building	Building Entrance - Door	1	CALIFORNIA: The non-fire, hinged accessible exterior door takes more than 5#s of pressure to operate.	Patio Back Door	California Accessibility Code	CBD Chap 11B-404.2.9	1	\$366	EA	\$366
66	1	218480	1094	COMMUNITY DEV. & CAREERS	INTERIOR	Entrance to Building	Building Entrance - Door	1	The accessible door with door closer has a sweep period of less than 5 seconds from 90 degrees to a position 12 degrees from latch.	Patio Back Door	ADA	404.2.8	1	\$0	EA	\$0
67	1	218326	3056	COSMETOLOGY	EXTERIOR	Exterior Access Route	Stairs	1	CALIFORNIA: Handrails are not compliant or are not provided.	Stairs ST1	California Accessibility Code	CBC Chap 11B-505	28	\$163	LF	\$4,564
68	1	218327	2345	COSMETOLOGY	EXTERIOR	Exterior Access Route	Ramp	1	The ramp is curved and does not have landings at directional turns.	Ramp R1	ADA	405.7	5	\$662	LF	\$3,310
69	1	218328	3246	COSMETOLOGY	EXTERIOR	Exterior Access Route	Ramp	1	CALIFORNIA: The exterior ramp railings are not compliant.	Ramp R1	California Building Code California Accessibility Code	Chap 11B-403.5.1,505	304	\$163	LF	\$49,552
70	1	218358	1941	COSMETOLOGY	EXTERIOR	Exterior Access Route	Exterior Accessible Route	1	The accessible route has gaps in the surface greater than 1/2" wide.	Sidewalk	ADA	302.3	120	\$19.82	SF	\$2,378
71	1	218329	2930	COSMETOLOGY	INTERIOR	Exterior Access Route	Ramp	1	CALIFORNIA: The ramp run does not have edge protection or the edge protection is not compliant.	Ramp R1	California Building Code California Accessibility Code	Chap 11B-405.9.2	300	\$163	LF	\$48,900

	A	B	C	D	E	F	G	H	I	L	M	N	O	P	Q	T
72	1	218331	3043	COSMETOLOGY	INTERIOR	Entrance to Building	Building Entrance - Door	1	CALIFORNIA: The maneuvering clearance at the entry door is not compliant.	Main Door	California Accessibility Code	CBC Chap 11B-404.2	1	\$1,750	EA	\$1,750
73	1	218348	1155	COSMETOLOGY	INTERIOR	Interior Access Route	Controls And Dispensers	1	The height of controls throughout the common area is not compliant.	Building Interior	ADA	308	1	\$200	EA	\$200
74	1	218350	3043	COSMETOLOGY	INTERIOR	Entrance to Building	Building Entrance - Door	1	CALIFORNIA: The maneuvering clearance at the entry door is not compliant.	Patio Door	California Accessibility Code	CBC Chap 11B-404.2	1	\$1,750	EA	\$1,750
75	1	218352	2591	COSMETOLOGY	INTERIOR	Entrance to Building	Building Entrance-Door	1	CALIFORNIA: The non-fire, hinged accessible exterior door takes more than 5#s of pressure to operate.	Patio Door	California Accessibility Code	CBD Chap 11B-404.2.9	1	\$366	EA	\$366
76	1	218353	3043	COSMETOLOGY	INTERIOR	Entrance to Building	Building Entrance-Door	1	CALIFORNIA: The maneuvering clearance at the entry door is not compliant.	Patio#2	California Accessibility Code	CBC Chap 11B-404.2	1	\$1,750	EA	\$1,750
77	1	218354	2591	COSMETOLOGY	INTERIOR	Entrance to Building	Building Entrance-Door	1	CALIFORNIA: The non-fire, hinged accessible exterior door takes more than 5#s of pressure to operate.	Patio#2	California Accessibility Code	CBD Chap 11B-404.2.9	1	\$366	EA	\$366
78	1	218355	2591	COSMETOLOGY	INTERIOR	Entrance to Building	Building Entrance-Door	1	CALIFORNIA: The non-fire, hinged accessible exterior door takes more than 5#s of pressure to operate.	Patio Door #3	California Accessibility Code	CBD Chap 11B-404.2.9	1	\$366	EA	\$366
79	1	218357	1155	COSMETOLOGY	INTERIOR	Interior Access Route	Controls And Dispensers	1	The height of controls throughout the common area are not compliant.	Corridor	ADA	308	1	\$200	EA	\$200
80	1	219945	2899	COYOTE	EXTERIOR	Accessible Parking	Parking Space - Van	1	CALIFORNIA: The van parking stall markings are not compliant.	Parking Lot	California Accessibility Code	California Building Code Chap 11B-502.6.4.2	1	\$420	EA	\$420
81	1	219962	3052	COYOTE	INTERIOR	Entrance to Building	Building Entrance - Door	1	CALIFORNIA: Maneuvering clearance at the exterior side of the pull door with frontal approach is not level and clear.	Room D105	California Accessibility Code	CBC Chap 11B-404.2.4	1	\$1,250	EA	\$1,250

	A	B	C	D	E	F	G	H	I	L	M	N	O	P	Q	T
82	1	219963	3052	COYOTE	INTERIOR	Entrance to Building	Building Entrance - Door	1	CALIFORNIA: Maneuvering clearance at the exterior side of the pull door with the frontal approach is not level and clear.	Room E101	California Accessibility Code	CBC Chap 11B-404.2.4	1	\$1,250	EA	\$1,250
83	1	219922	1134	COYOTE	RESTROOM	Interior Access Route	Door	1	The opening force required to open the accessible, hinged, non-fire door is more than 5 pounds.	Women's Restroom-Bldg A	ADA	404.2.9	1	\$366	EA	\$366
84	1	219924	1134	COYOTE	RESTROOM	Interior Access Route	Door	1	The opening force required to open the accessible, hinged, non-fire door is more than 5 pounds.	Men's Restroom-Bldg A	ADA	404.2.9	1	\$366	EA	\$366
85	1	219943	1134	COYOTE	RESTROOM	Interior Access Route	Door	1	The opening force required to open the accessible, hinged, non-fire door is more than 5 pounds.	Unisex Restroom-Bldg B	ADA	404.2.9	1	\$366	EA	\$366
86	1	217719	1032	FOOTBALL/TRACK STORAGE	EXTERIOR	Exterior Access Route	Exterior Accessible Route	1	Sidewalk has areas of vertical level changes in excess of 1/4" that are not ramped.	Football/Track Storage	ADA	303	46	\$8.96	SF	\$412
87	1	217720	2591	FOOTBALL/TRACK STORAGE	EXTERIOR	Entrance to Building	Building Entrance - Door	1	CALIFORNIA: The non-fire, accessible exterior door takes more than 5#s of pressure to operate.	Football/Track Storage	California Accessibility Code	CBD Chap 11B-404.2.9	1	\$500	EA	\$500
88	1	217721	2968	FOOTBALL/TRACK STORAGE	EXTERIOR	Exterior Access Route	Exterior Accessible Route	1	CALIFORNIA: The exterior accessible route has slopes in excess of maximum 1:20 (5%) running slope and/or maximum 1:48 (2.08)% cross slope.	Football/Track Storage	California Accessibility Code	California Building Code Chap 11B-403.3, 403.5	180	\$8.96	SF	\$1,613
89	1	217722	1093	FOOTBALL/TRACK STORAGE	EXTERIOR	Entrance to Building	Building Entrance - Door	1	The hardware at the accessible door (including sliding doors - both sides) requires tight grasping, pinching or twisting of the wrist to operate OR is mounted below 34" or above 48".	Football/Track Storage	ADA	309, 404.2.7	1	\$676	EA	\$676
90	1	217924	3043	FOOTBALL/TRACK STORAGE	EXTERIOR	Entrance to Building	Building Entrance-Door	1	CALIFORNIA: The maneuvering clearance at the entry door is not compliant.	Football/Track Storage Entrance Door	California Accessibility Code	CBC Chap 11B-404.2	1	\$1,750	EA	\$1,750

	A	B	C	D	E	F	G	H	I	L	M	N	O	P	Q	T
91	1	217723	2968	GOLF SHED	EXTERIOR	Exterior Access Route	Exterior Accessible Route	1	CALIFORNIA: The exterior accessible route has slopes in excess of maximum 1:20 (5%) running slope and/or maximum 1:48 (2.08)% cross slope.	Parking Lot	California Accessibility Code	California Building Code Chap 11B-403.3, 403.5	450	\$19.82	SF	\$8,919
92	1	217724	2902	GOLF SHED	EXTERIOR	Accessible Parking	Parking Space-Van	1	CALIFORNIA: The van aisle markings are not compliant.	Parking Lot	California Accessibility Code	California Building Code Chap 11B-502.3.3	1	\$420	EA	\$420
93	1	217726	2577	GOLF SHED	EXTERIOR	Accessible Parking	Parking Space - Van	1	Signage is not located at a compliant height.	Parking Lot	ADA	502.6	1	\$280	EA	\$280
94	1	217727	3249	GOLF SHED	EXTERIOR	Accessible Parking	Parking Space - Van	1	CALIFORNIA: The van parking stall slope is greater than 1:48 (2.08%).	Parking Lot	California Accessibility Code	California Building Code Chap 11B-502.4	2	\$6,300	EA	\$12,600
95	1	217728	1032	GOLF SHED	EXTERIOR	Exterior Access Route	Exterior Accessible Route	1	Sidewalk has areas of vertical level changes in excess of 1/4" that are not ramped.	Parking Lot	ADA	303	32	\$19.82	SF	\$634
96	1	217729	3043	GOLF SHED	EXTERIOR	Entrance to Building	Building Entrance - Door	1	CALIFORNIA: The maneuvering clearance at the entry door is not compliant.	Door	California Accessibility Code	CBC Chap 11B-404.2	1	\$100	EA	\$100
97	1	217730	1091	GOLF SHED	EXTERIOR	Entrance to Building	Building Entrance - Door	1	The threshold at the accessible door is greater than ½" in height.	Door	ADA	404.2.5	1	\$179	EA	\$179

	A	B	C	D	E	F	G	H	I	L	M	N	O	P	Q	T
98	1	217733	1059	GOLF SHED	EXTERIOR	Exterior Access Route	Ramp	1	The ramp has a running slope in excess of 1:12 (8.33%) and/or cross slope in excess of 1:48 (2.08%).	Golf Course	ADA	405.2	20	\$662	LF	\$13,240
99	1	217734	1466	GOLF SHED	EXTERIOR	Golf Facilities	Golf Carts	1	Title II government entity: Where golf car rentals are provided, an accessible golf car is not provided for rent.	Golf Course	ADA	28 CFR 35:130(b)(1)(ii)	1	\$10,000	EA	\$10,000
100	1	217735	1032	GOLF SHED	EXTERIOR	Exterior Access Route	Exterior Accessible Route	1	Sidewalk has areas of vertical level changes in excess of 1/4" that are not ramped.	Golf Course	ADA	303	20	\$8.96	SF	\$179
101	1	217736	3295	GOLF SHED	EXTERIOR	Exterior Access Route	Exterior Accessible Route	1	CALIFORNIA: The exterior accessible route has an unstable surface.	Golf Course	California Accessibility Code	California Building Code Chap 11B-246.7, 403.5.1	9	\$25	SF	\$225
102	1	217995	3247	GOLF SHED	EXTERIOR	Accessible Parking	Parking Space-Car	1	CALIFORNIA: A car accessible stall and adjacent aisle are not provided.	Parking Lot	California Accessibility Code	California Building Code Chap 11B-502	1	\$0	EA	\$0
103	1	218211	3248	GOLF SHED	EXTERIOR	Accessible Parking	Parking Space-Van	1	CALIFORNIA: The van parking aisle slope is greater than 1:48 (2.08%).	Parking Lot	California Accessibility Code	California Building Code Chap 11B-502.4	1	\$5,000	EA	\$5,000
104	1	217762	3291	GROUNDS SUPPLIES AND VEHICLE STORAGE	GROUNDS SUPPLIES	Exterior Access Route	Exterior Accessible Route	1	CALIFORNIA: The slopes of the exterior accessible route are not compliant.	MAINTENANCE VEH SHED	California Accessibility Code	California Building Code Chap 11B-403.5.1	350	\$8.96	SF	\$3,136

	A	B	C	D	E	F	G	H	I	L	M	N	O	P	Q	T
105	1	217763	3295	GROUNDS SUPPLIES AND VEHICLE STORAGE	GROUNDS SUPPLIES	Exterior Access Route	Exterior Accessible Route	1	CALIFORNIA: The exterior accessible route has an unstable surface.	MAINTENANCE VEH SHED	California Accessibility Code	California Building Code Chap 11B-246.7, 403.5.1	250	\$0	SF	\$0
106	1	217764	3391	GROUNDS SUPPLIES AND VEHICLE STORAGE	GROUNDS SUPPLIES	Entrance to Building	Building Entrance - Door	1	CALIFORNIA: The hardware at the accessible door is not compliant.	MAINTENANCE VEH SHED	California Accessibility Code	CBC Chap 11B-309, 404.2.7, State Fire Marshall Referenced Standard Section 12-10-202(f)	1	\$676	EA	\$676
107	1	217765	3052	GROUNDS SUPPLIES AND VEHICLE STORAGE	GROUNDS SUPPLIES	Entrance to Building	Building Entrance - Door	1	CALIFORNIA: Maneuvering clearance at the exterior side of the pull door with frontal approach is not level and clear.	MAINTENANCE VEH SHED	California Accessibility Code	CBC Chap 11B-404.2.4	1	\$1,250	EA	\$1,250
108	1	217767	2591	GROUNDS SUPPLIES AND VEHICLE STORAGE	GROUNDS SUPPLIES	Entrance to Building	Building Entrance - Door	1	CALIFORNIA: The non-fire, accessible exterior door takes more than 5#s of pressure to operate.	MAINTENANCE VEH SHED	California Accessibility Code	CBD Chap 11B-404.2.9	1	\$500	EA	\$500
109	1	217746	3392	GYMNASIUM	INTERIOR	Interior Access Route	Door	1	CALIFORNIA: The hardware at the accessible door is not compliant.	Office	California Accessibility Code	CBC Chap 11B-309, 404.2.7, State Fire Marshall Referenced Standard Section 12-10-202(f)	6	\$293	EA	\$1,758

	A	B	C	D	E	F	G	H	I	L	M	N	O	P	Q	T
110	1	217753	1134	GYMNASIUM	INTERIOR	Interior Access Route	Door	1	The opening force required to open the accessible, hinged, non-fire door is more than 5 pounds.	Gymnasium Interior Door	ADA	404.2.9	8	\$366	EA	\$2,928
111	1	217754	1133	GYMNASIUM	INTERIOR	Interior Access Route	Door	1	The accessible door with door closer has a sweep period of less than 5 seconds from 90 degrees to a position 12 degrees from latch.	Gymnasium Interior Doors	ADA	404.2.8	8	\$366	EA	\$2,928
112	1	217742	1134	GYMNASIUM	RESTROOM	Interior Access Route	Door	1	The opening force required to open the accessible, hinged, non-fire door is more than 5 pounds.	Women's Locker Room	ADA	404.2.9	2	\$366	EA	\$732
113	1	217743	1133	GYMNASIUM	RESTROOM	Interior Access Route	Door	1	The accessible door with door closer has a sweep period of less than 5 seconds from 90 degrees to a position 12 degrees from latch.	Women's Locker Room	ADA	404.2.8	4	\$366	EA	\$1,464
114	1	217751	1133	GYMNASIUM	RESTROOM	Interior Access Route	Door	1	The accessible door with door closer has a sweep period of less than 5 seconds from 90 degrees to a position 12 degrees from latch.	Men's Locker Room	ADA	404.2.8	2	\$366	EA	\$732
115	1	217752	1134	GYMNASIUM	RESTROOM	Interior Access Route	Door	1	The opening force required to open the accessible, hinged, non-fire door is more than 5 pounds.	Men's Locker Room	ADA	404.2.9	2	\$366	EA	\$732
116	1	219195	2924	HEALTH OCCUPATIONS BLDG	EXTERIOR	Exterior Access Route	Ramp	1	CALIFORNIA: The ramp has running slopes and/or rises in excess of 1:12.	Ramp R1	California Accessibility Code	California Building Code Chap 11B-405	30	\$662	LF	\$19,860

	A	B	C	D	E	F	G	H	I	L	M	N	O	P	Q	T
117	1	219196	3246	HEALTH OCCUPATIONS BLDG	EXTERIOR	Exterior Access Route	Ramp	1	CALIFORNIA: The exterior ramp railings are not compliant.	Ramp R1	California Building Code Chap 11B-403.5.1,5 California Accessibility Code 05		4	\$163	LF	\$652
118	1	219197	3246	HEALTH OCCUPATIONS BLDG	EXTERIOR	Exterior Access Route	Ramp	1	CALIFORNIA: The exterior ramp railings are not compliant.	Ramp R2	California Building Code Chap 11B-403.5.1,5 California Accessibility Code 05		4	\$163	LF	\$652
119	1	219198	3246	HEALTH OCCUPATIONS BLDG	EXTERIOR	Exterior Access Route	Ramp	1	CALIFORNIA: The exterior ramp railings are not compliant.	Ramp R3	California Building Code Chap 11B-403.5.1,5 California Accessibility Code 05		4	\$163	LF	\$652
120	1	219199	2926	HEALTH OCCUPATIONS BLDG	EXTERIOR	Exterior Access Route	Ramp	1	CALIFORNIA: The ramp landings are not compliant.	Ramp R3	California Building Code Chap 11B-405.7 California Accessibility Code		5	\$662	LF	\$3,310
121	1	219201	2946	HEALTH OCCUPATIONS BLDG	EXTERIOR	Exterior Access Route	Stairs	1	CALIFORNIA: The top of the stair flight and all stair treads do not have a stripe which provides visual contrast of dark-on-light or light-on-dark distinguished from the remainder of the surface.	Stair ST2	California Building Code Chap 11B-504.4.1 California Accessibility Code		10	\$35.20	Riser	\$352
122	1	219202	2946	HEALTH OCCUPATIONS BLDG	EXTERIOR	Exterior Access Route	Stairs	1	CALIFORNIA: The top of the stair flight and all stair treads do not have a stripe which provides visual contrast of dark-on-light or light-on-dark distinguished from the remainder of the surface.	Stair ST1	California Building Code Chap 11B-504.4.1 California Accessibility Code		6	\$35.20	Riser	\$211
123	1	219203	1941	HEALTH OCCUPATIONS BLDG	EXTERIOR	Exterior Access Route	Exterior Accessible Route	1	The accessible route has gaps in the surface greater than 1/2" wide.	Stair ST1	ADA	302.3	6	\$19.82	SF	\$119

	A	B	C	D	E	F	G	H	I	L	M	N	O	P	Q	T
124	1	219176	2591	HEALTH OCCUPATIONS BLDG	INTERIOR	Entrance to Building	Building Entrance - Door	1	CALIFORNIA: The non-fire, hinged accessible exterior door takes more than 5#s of pressure to operate.	Break Room Exterior Door	California Accessibility Code	CBD Chap 11B-404.2.9	1	\$366	EA	\$366
125	1	219177	1094	HEALTH OCCUPATIONS BLDG	INTERIOR	Entrance to Building	Building Entrance - Door	1	The accessible door with door closer has a sweep period of less than 5 seconds from 90 degrees to a position 12 degrees from latch.	Break Room Exterior Door	ADA	404.2.8	1	\$366	EA	\$366
126	1	219181	2591	HEALTH OCCUPATIONS BLDG	INTERIOR	Entrance to Building	Building Entrance - Door	1	CALIFORNIA: The non-fire, hinged accessible exterior door takes more than 5#s of pressure to operate.	Back Patio	California Accessibility Code	CBD Chap 11B-404.2.9	1	\$366	EA	\$366
127	1	219182	1094	HEALTH OCCUPATIONS BLDG	INTERIOR	Entrance to Building	Building Entrance - Door	1	The accessible door with door closer has a sweep period of less than 5 seconds from 90 degrees to a position 12 degrees from latch.	Back Patio	ADA	404.2.8	1	\$0	EA	\$0
128	1	219193	2591	HEALTH OCCUPATIONS BLDG	INTERIOR	Entrance to Building	Building Entrance - Door	1	CALIFORNIA: The non-fire, hinged accessible exterior door takes more than 5#s of pressure to operate.	Main Entrance Door	California Accessibility Code	CBD Chap 11B-404.2.9	1	\$366	EA	\$366
129	1	219194	3043	HEALTH OCCUPATIONS BLDG	INTERIOR	Entrance to Building	Building Entrance - Door	1	CALIFORNIA: The maneuvering clearance at the entry door is not compliant.	Office Exterior Door	California Accessibility Code	CBC Chap 11B-404.2	2	\$1,750	EA	\$3,500
130	1	219200	3043	HEALTH OCCUPATIONS BLDG	INTERIOR	Entrance to Building	Building Entrance - Door	1	CALIFORNIA: The maneuvering clearance at the entry door is not compliant.	Office Side Door	California Accessibility Code	CBC Chap 11B-404.2	1	\$1,750	EA	\$1,750
131																
132	2	217942	1181	ART	CLASSROOM	Common Areas	Work Surface	2	The work surface height is not compliant. Knee and toe clearances are not provided.	Classroom AR101	ADA	306, 902.1, 902.2, 902.3, 902.4	3	\$763	EA	\$2,289

	A	B	C	D	E	F	G	H	I	L	M	N	O	P	Q	T
133	2	217946	1181	ART	CLASSROOM	Common Areas	Work Surface	2	The work surface height is not compliant. Knee and toe clearances are not provided.	Classroom AR102	ADA	306, 902.1, 902.2, 902.3, 902.4	13	\$200	EA	\$2,600
134	2	217954	1181	ART	CLASSROOM	Common Areas	Work Surface	2	The work surface height is not compliant. Knee and toe clearances are not provided.	Classroom AR103	ADA	306, 902.1, 902.2, 902.3, 902.4	12	\$200	EA	\$2,400
135	2	217707	1459	BASEBALL FIELD	BB DUGOUT/HOME/STORAGE	Employee Work Areas	Work Surface	2	The work surface is not compliant.	Score Keeper	ADA	902	1	#####	EA	\$1,031
136	2	217710	1855	BASEBALL FIELD	BB DUGOUT/HOME/STORAGE	Interior Access Route	Door	2	The surface of the swinging door within 10 inches of the finish floor or ground for the full width of the door on the push side is not smooth.	BB DUGOUT/HOME/STORAGE	ADA	404.2.10	2	\$115	EA	\$230
137	2	218436	2947	COMMUNITY DEV. & CAREERS	EXTERIOR	Exterior Access Route	Stairs	2	CALIFORNIA: The stair handrail extensions are not compliant.	Stair ST1	California Accessibility Code	California Building Code Chap 11B-505.10	2	\$163	LF	\$326
138	2	218349	1616	COSMETOLOGY	EXTERIOR	Picnic Shelter	Picnic Table	2	The picnic table does not allow a clear space for forwarding wheelchair approach with knee and toe clearance.	Patio - Picnic Shelter	ADA	802.1; 902.2; 902.4	1	\$1,300	EA	\$1,300
139	2	218330	3354	COSMETOLOGY	INTERIOR	Common Areas	Service Counter	2	CALIFORNIA: The service counter does not have a 36" long section that is 34" maximum above finished floor that is oriented for a parallel approach, or the service counter does not have a 36" long section that is 34" maximum above the finished floor, with knee and toe clearance oriented for a forward approach.	Reception Area	State of California	CBC Chap 11B-306, 904.4	3	\$601.50	LF	\$1,805
140	2	218351	1805	COSMETOLOGY	INTERIOR	Entrance to Building	Building Entrance-Door	2	The surface of the door within 10 inches of the finish floor or ground for the full width of the door on the push side is not smooth.	Patio	ADA	404.2.10	1	\$115	EA	\$115

	A	B	C	D	E	F	G	H	I	L	M	N	O	P	Q	T
141	2	219939	3354	COYOTE	INTERIOR	Common Areas	Service Counter	2	CALIFORNIA: The service counter does not have a 36" long section that is 34" maximum above finished floor that is oriented for a parallel approach, or the service counter does not have a 36" long section that is 34" maximum above the finished floor, with knee and toe clearance oriented for a forward approach.	Bldg B Lobby	State of California	CBC Chap 11B-306, 904.4	3	\$601.50	LF	\$1,805
142	2	217731	3354	GOLF SHED	EXTERIOR	Common Areas	Service Counter	2	CALIFORNIA: The service counter does not have a 36" long section that is 34" maximum above finished floor that is oriented for a parallel approach, or the service counter does not have a 36" long section that is 34" maximum above the finished floor, with knee and toe clearance oriented for a forward approach.	Golf Shop	State of California	CBC Chap 11B-306, 904.4	3	\$601.50	LF	\$1,805
143	2	217739	1805	GYMNASIUM	INTERIOR	Entrance to Building	Building Entrance - Door	2	The surface of the door within 10 inches of the finish floor or ground for the full width of the door on the push side is not smooth.	Main East & West Entrance Doors	ADA	404.2.10	4	\$400	EA	\$1,600
144	2	217747	1855	GYMNASIUM	INTERIOR	Interior Access Route	Door	2	The surface of the swinging door within 10 inches of the finish floor or ground for the full width of the door on the push side is not smooth.	Office	ADA	404.2.10	2	\$93	EA	\$186
145	2	217755	1855	GYMNASIUM	INTERIOR	Interior Access Route	Door	2	The surface of the swinging door within 10 inches of the finish floor or ground for the full width of the door on the push side is not smooth.	Gymnasium Interior Door	ADA	404.2.10	8	\$50	EA	\$400
146	2	218900	1133	HOLLISTER CENTER	INTERIOR	Interior Access Route	Door	1	The accessible door with door closer has a sweep period of less than 5 seconds from 90 degrees to a position 12 degrees from latch.	Access to Corridor/Restrooms	ADA	404.2.8	1	\$366	EA	\$366
147	2	218903	1136	HOLLISTER CENTER	INTERIOR	Interior Access Route	Door	1	The fire door requires more than the allowable pounds of pressure to operate.	Classroom #3	ADA	404.2.9	1	\$366	EA	\$366
148	2	218905	1136	HOLLISTER CENTER	INTERIOR	Interior Access Route	Door	1	The fire door requires more than the allowable pounds of pressure to operate.	Classroom #2	ADA	404.2.9	1	\$366	EA	\$366

	A	B	C	D	E	F	G	H	I	L	M	N	O	P	Q	T
149	2	218907	1136	HOLLISTER CENTER	INTERIOR	Interior Access Route	Door	1	The fire door requires more than the allowable pounds of pressure to operate.	Classroom #4	ADA	404.2.9	1	\$366	EA	\$366
150	2	218909	1136	HOLLISTER CENTER	INTERIOR	Interior Access Route	Door	1	The fire door requires more than the allowable pounds of pressure to operate.	Student Drop-In Lab	ADA	404.2.9	1	\$366	EA	\$366
151	2	218911	1136	HOLLISTER CENTER	INTERIOR	Interior Access Route	Door	1	The fire door requires more than the allowable pounds of pressure to operate.	Counseling Office	ADA	404.2.9	1	\$366	EA	\$366
152	2	218913	1136	HOLLISTER CENTER	INTERIOR	Interior Access Route	Door	1	The fire door requires more than the allowable pounds of pressure to operate.	Research Lab	ADA	404.2.9	1	\$366	EA	\$366
153	2	218915	1136	HOLLISTER CENTER	INTERIOR	Interior Access Route	Door	1	The fire door requires more than the allowable pounds of pressure to operate.	Staff Office	ADA	404.2.9	1	\$366	EA	\$366
154	2	218917	1136	HOLLISTER CENTER	INTERIOR	Interior Access Route	Door	1	The fire door requires more than the allowable pounds of pressure to operate.	Classroom #5	ADA	404.2.9	1	\$366	EA	\$366
155	2	218919	1136	HOLLISTER CENTER	INTERIOR	Interior Access Route	Door	1	The fire door requires more than the allowable pounds of pressure to operate.	Classroom #1	ADA	404.2.9	1	\$366	EA	\$366
156	2	218920	3305	HOLLISTER CENTER	INTERIOR	Entrance to Building	Building Entrance - Door	1	CALIFORNIA: The required fire door takes more than 15 pounds of pressure to operate.	Main Entrance Door	California Accessibility Code	CBD Chap 11B-404.2.9	1	\$366	EA	\$366
157	2	218360	2591	HUMANITIES	CLASSROOM	Entrance to Building	Building Entrance - Door	1	CALIFORNIA: The non-fire, hinged accessible exterior door takes more than 5#s of pressure to operate.	Classroom HU106	California Accessibility Code	CBD Chap 11B-404.2.9	1	\$366	EA	\$366
158	2	218361	1094	HUMANITIES	CLASSROOM	Entrance to Building	Building Entrance-Door	1	The accessible door with door closer has a sweep period of less than 5 seconds from 90 degrees to a position 12 degrees from latch.	Classroom HU106	ADA	404.2.8	1	\$0	EA	\$0
159	2	218371	2591	HUMANITIES	CLASSROOM	Entrance to Building	Building Entrance - Door	1	CALIFORNIA: The non-fire, hinged accessible exterior door takes more than 5#s of pressure to operate.	Classroom HU102	California Accessibility Code	CBD Chap 11B-404.2.9	1	\$366	EA	\$366

	A	B	C	D	E	F	G	H	I	L	M	N	O	P	Q	T
160	2	218372	1094	HUMANITIES	CLASSROOM	Entrance to Building	Building Entrance-Door	1	The accessible door with door closer has a sweep period of less than 5 seconds from 90 degrees to a position 12 degrees from latch.	Classroom HU102	ADA	404.2.8	1	\$0	EA	\$0
161	2	218373	2591	HUMANITIES	CLASSROOM	Entrance to Building	Building Entrance - Door	1	CALIFORNIA: The non-fire, hinged accessible exterior door takes more than 5#s of pressure to operate.	Classroom HU101	California Accessibility Code	CBD Chap 11B-404.2.9	1	\$366	EA	\$366
162	2	218374	1094	HUMANITIES	CLASSROOM	Entrance to Building	Building Entrance-Door	1	The accessible door with door closer has a sweep period of less than 5 seconds from 90 degrees to a position 12 degrees from latch.	Classroom HU101	ADA	404.2.8	1	\$0	EA	\$0
163	2	220711	1129	HUMANITIES	CLASSROOM	Interior Access Route	Door	1	The push side of the accessible door does not have the required maneuvering clearances.	Classroom HU106	ADA	404.2.4; Table 404.2.4.1	1	\$1,250	EA	\$1,250
164	2	218375	1941	HUMANITIES	EXTERIOR	Exterior Access Route	Exterior Accessible Route	1	The accessible route has gaps in the surface greater than 1/2" wide.	Building Exterior	ADA	302.3	30	\$19.82	SF	\$595
165	2	218376	1032	HUMANITIES	EXTERIOR	Exterior Access Route	Exterior Accessible Route	1	Sidewalk has areas of vertical level changes in excess of 1/4" that are not ramped.	Building Exterior	ADA	303	4	\$19.82	SF	\$79
166	2	218377	3056	HUMANITIES	EXTERIOR	Exterior Access Route	Stairs	1	CALIFORNIA: Handrails are not compliant or are not provided.	Stair ST1	California Accessibility Code	CBC Chap 11B-505	20	\$163	LF	\$3,260
167	2	218378	3246	HUMANITIES	EXTERIOR	Exterior Access Route	Ramp	1	CALIFORNIA: The exterior ramp railings are not compliant.	Ramp R1	California Building Code California Accessibility Code	Chap 11B-403.5.1,505	76	\$163	LF	\$12,388

	A	B	C	D	E	F	G	H	I	L	M	N	O	P	Q	T
168	2	218380	2926	HUMANITIES	EXTERIOR	Exterior Access Route	Ramp	1	CALIFORNIA: The ramp landings are not compliant.	Ramp R1	California Accessibility Code	California Building Code Chap 11B-405.7	5	\$662	LF	\$3,310
169	2	218362	1974	HUMANITIES	RESTROOM	Restroom	Restroom/Bathroom - Door	1	The opening force of the fire door is more than 15#s at the latch, more than 30#s to set door in motion, and more than #15 to move door to fully open.	Unisex Restroom #1	ADA	404.2.9, IBC 1008.1.3	1	\$0	EA	\$0
170	2	218367	1974	HUMANITIES	RESTROOM	Restroom	Restroom/Bathroom - Door	1	The opening force of the fire door is more than 15#s at the latch, more than 30#s to set door in motion, and more than #15 to move door to fully open.	Unisex Restroom #2	ADA	404.2.9, IBC 1008.1.3	1	\$0	EA	\$0
171	2	219118	3052	MULTI-PURPOSE BLDG	CLASSROOM	Entrance to Building	Building Entrance-Door	1	CALIFORNIA: Maneuvering clearance at the exterior side of the pull door with frontal approach is not level and clear.	Classroom MP114	California Accessibility Code	CBC Chap 11B-404.2.4	1	\$1,250	EA	\$1,250
172	2	219140	3052	MULTI-PURPOSE BLDG	CLASSROOM	Entrance to Building	Building Entrance-Door	1	CALIFORNIA: Maneuvering clearance at the exterior side of the pull door with frontal approach is not level and clear.	Classroom MP116	California Accessibility Code	CBC Chap 11B-404.2.4	1	\$1,250	EA	\$1,250
173	2	219115	2904	MULTI-PURPOSE BLDG	EXTERIOR	Accessible Parking	Parking Space - Van	1	CALIFORNIA: Signage is not provided at the van accessible space, or the existing signage is not compliant.	Parking Lot P2	California Accessibility Code	California Building Code Chap 11B-502.6	1	\$280	EA	\$280
174	2	219116	3037	MULTI-PURPOSE BLDG	EXTERIOR	Accessible Parking	Parking Space - Van	1	CALIFORNIA: A van space and adjacent van aisle are not provided.	Parking Lot P2	California Accessibility Code	California Building Code Chap 11B-502.2, 502.3, 502.6	1	\$840	EA	\$840
175	2	219162	3250	MULTI-PURPOSE BLDG	EXTERIOR	Accessible Parking	Parking Space - Car	1	CALIFORNIA: The car stall slope is greater than 1:48 (2.08%).	Parking Lot P1	California Accessibility Code	California Building Code Chap 11B-502.4	1	\$6,300	EA	\$6,300

	A	B	C	D	E	F	G	H	I	L	M	N	O	P	Q	T
176	2	219163	3248	MULTI-PURPOSE BLDG	EXTERIOR	Accessible Parking	Parking Space - Van	1	CALIFORNIA: The van parking aisle slope is greater than 1:48 (2.08%).	Parking Lot P1	California Accessibility Code	California Building Code Chap 11B-502.4	1	\$5,000	EA	\$5,000
177	2	219164	2902	MULTI-PURPOSE BLDG	EXTERIOR	Accessible Parking	Parking Space - Van	1	CALIFORNIA: The van aisle markings are not compliant.	Parking Lot P1	California Accessibility Code	California Building Code Chap 11B-502.3.3	1	\$420	EA	\$420
178	2	219142	3305	MULTI-PURPOSE BLDG	INTERIOR	Entrance to Building	Building Entrance - Door	1	CALIFORNIA: The required fire door takes more than 15 pounds of pressure to operate.	Office MP118	California Accessibility Code	CBD Chap 11B-404.2.9	1	\$366	EA	\$366
179	2	219160	3052	MULTI-PURPOSE BLDG	INTERIOR	Entrance to Building	Building Entrance-Door	1	CALIFORNIA: Maneuvering clearance at the exterior side of the pull door with frontal approach is not level and clear.	Office MP129	California Accessibility Code	CBC Chap 11B-404.2.4	1	\$1,250	EA	\$1,250
180	2	219124	1974	MULTI-PURPOSE BLDG	RESTROOM	Restroom	Restroom/Bathroom - Door	1	The opening force of the fire door is more than 15#s at the latch, more than 30#s to set door in motion, and more than #15 to move door to fully open.	Men's Restroom	ADA	404.2.9, IBC 1008.1.3	1	\$366	EA	\$366
181	2	219125	1974	MULTI-PURPOSE BLDG	RESTROOM	Restroom	Restroom/Bathroom - Door	1	The opening force of the fire door is more than 15#s at the latch, more than 30#s to set door in motion, and more than #15 to move door to fully open.	Women's Restroom	ADA	404.2.9, IBC 1008.1.3	1	\$366	EA	\$366
182	2	219127	1974	MULTI-PURPOSE BLDG	RESTROOM	Restroom	Restroom/Bathroom - Door	1	The opening force of the fire door is more than 15#s at the latch, more than 30#s to set door in motion, and more than #15 to move door to fully open.	Men's Restroom	ADA	404.2.9, IBC 1008.1.3	1	\$366	EA	\$366
183	2	217678	2926	MUSIC HALL	EXTERIOR	Exterior Access Route	Ramp	1	CALIFORNIA: The ramp landings are not compliant.	Ramp 1 and Path 1	California Accessibility Code	California Building Code Chap 11B-405.7	6	\$662	LF	\$3,972

	A	B	C	D	E	F	G	H	I	L	M	N	O	P	Q	T
184	2	217680	3056	MUSIC HALL	EXTERIOR	Exterior Access Route	Stairs	1	CALIFORNIA: Handrails are not compliant or are not provided.	Stair 1	California Accessibility Code	CBC Chap 11B-505	8	\$163	LF	\$1,304
185	2	217681	1061	MUSIC HALL	EXTERIOR	Exterior Access Route	Ramp	1	The ramp does not have a level landing at the top and/or bottom of each run.	Ramp 2	ADA	405.7; 405.8; 405.9	5	\$698	LF	\$3,490
186	2	217682	2929	MUSIC HALL	EXTERIOR	Exterior Access Route	Ramp	1	CALIFORNIA: The exterior ramp railings do not extend 12" horizontally above the landing beyond the top and bottom of the ramp runs and in the same direction of the ramp run.	Ramp 2	California Accessibility Code	California Building Code Chap 11B-505.10.1	2	\$163	LF	\$326
187	2	217684	3246	MUSIC HALL	EXTERIOR	Exterior Access Route	Ramp	1	CALIFORNIA: The exterior ramp railings are not compliant.	Ramp 2	California Accessibility Code	California Building Code Chap 11B-403.5.1,5 05	60	\$163	LF	\$9,780
188	2	217685	2924	MUSIC HALL	EXTERIOR	Exterior Access Route	Ramp	1	CALIFORNIA: The ramp has running slopes and/or rises in excess of 1:12.	Ramp 3	California Accessibility Code	California Building Code Chap 11B-405	30	\$662	LF	\$19,860
189	2	217686	3246	MUSIC HALL	EXTERIOR	Exterior Access Route	Ramp	1	CALIFORNIA: The exterior ramp railings are not compliant.	Ramp 3	California Accessibility Code	California Building Code Chap 11B-403.5.1,5 05	44	\$163	LF	\$7,172
190	2	217679	1129	MUSIC HALL	INTERIOR	Interior Access Route	Door	1	The push side of the accessible door does not have the required maneuvering clearances.	Door 2, 3, 4	ADA	404.2.4; Table 404.2.4.1	3	\$1,250	EA	\$3,750
191	2	217768	3043	POOL BUILDING	INTERIOR	Entrance to Building	Building Entrance-Door	1	CALIFORNIA: The maneuvering clearance at the entry door is not compliant.	Pool Building Entrance Door #2	California Accessibility Code	CBC Chap 11B-404.2	1	\$100	EA	\$100

	A	B	C	D	E	F	G	H	I	L	M	N	O	P	Q	T
192	2	217769	3391	POOL BUILDING	INTERIOR	Entrance to Building	Building Entrance - Door	1	CALIFORNIA: The hardware at the accessible door is not compliant.	Pool Building Entrance Doors #1 & #2	California Accessibility Code	CBC Chap 11B-309, 404.2.7, State Fire Marshall Referenced Standard Section 12-10-202(f)	2	\$376	EA	\$752
193	2	217770	1091	POOL BUILDING	INTERIOR	Entrance to Building	Building Entrance - Door	1	The threshold at the accessible door is greater than ½" in height.	Pool Building Entrance Doors #1 & #2	ADA	404.2.5	2	\$179	EA	\$358
194	2	219884	3305	SAN MARTIN AVIATION	CLASSROOM	Entrance to Building	Building Entrance - Door	1	CALIFORNIA: The required fire door takes more than 15 pounds of pressure to operate.	Portables-Classroom SM-2 Entrance	California Accessibility Code	CBD Chap 11B-404.2.9	1	\$366	EA	\$366
195	2	219885	1094	SAN MARTIN AVIATION	CLASSROOM	Entrance to Building	Building Entrance - Door	1	The accessible door with door closer has a sweep period of less than 5 seconds from 90 degrees to a position 12 degrees from latch.	Portables-Classroom SM-2 Entrance	ADA	404.2.8	1	\$0	EA	\$0
196	2	219886	3305	SAN MARTIN AVIATION	CLASSROOM	Entrance to Building	Building Entrance - Door	1	CALIFORNIA: The required fire door takes more than 15 pounds of pressure to operate.	Portables-Classroom SM-2 Exit	California Accessibility Code	CBD Chap 11B-404.2.9	1	\$366	EA	\$366
197	2	219887	1094	SAN MARTIN AVIATION	CLASSROOM	Entrance to Building	Building Entrance - Door	1	The accessible door with door closer has a sweep period of less than 5 seconds from 90 degrees to a position 12 degrees from latch.	Portables-Classroom SM-2 Exit	ADA	404.2.8	1	\$0	EA	\$0
198	2	219889	3305	SAN MARTIN AVIATION	CLASSROOM	Entrance to Building	Building Entrance - Door	1	CALIFORNIA: The required fire door takes more than 15 pounds of pressure to operate.	Portables-Classroom SM-3 Entrance	California Accessibility Code	CBD Chap 11B-404.2.9	1	\$366	EA	\$366

	A	B	C	D	E	F	G	H	I	L	M	N	O	P	Q	T
199	2	219890	1094	SAN MARTIN AVIATION	CLASSROOM	Entrance to Building	Building Entrance - Door	1	The accessible door with door closer has a sweep period of less than 5 seconds from 90 degrees to a position 12 degrees from latch.	Portables-Classroom SM-3 Entrance	ADA	404.2.8	1	\$0	EA	\$0
200	2	219894	3305	SAN MARTIN AVIATION	CLASSROOM	Entrance to Building	Building Entrance - Door	1	CALIFORNIA: The required fire door takes more than 15 pounds of pressure to operate.	Portables-Classroom SM-3 Exit	California Accessibility Code	CBD Chap 11B-404.2.9	1	\$366	EA	\$366
201	2	219895	1094	SAN MARTIN AVIATION	CLASSROOM	Entrance to Building	Building Entrance - Door	1	The accessible door with door closer has a sweep period of less than 5 seconds from 90 degrees to a position 12 degrees from latch.	Portables-Classroom SM-3 Exit	ADA	404.2.8	1	\$0	EA	\$0
202	2	219880	2899	SAN MARTIN AVIATION	EXTERIOR	Accessible Parking	Parking Space-Van	1	CALIFORNIA: The van parking stall markings are not compliant.	Parking Lot	California Accessibility Code	California Building Code Chap 11B-502.6.4.2	1	\$420	EA	\$420
203	2	219914	1941	SAN MARTIN AVIATION	EXTERIOR	Exterior Access Route	Exterior Accessible Route	1	The accessible route has gaps in the surface greater than 1/2" wide.	Exterior Patio Cover	ADA	302.3	6	\$19.82	SF	\$119
204	2	219876	3305	SAN MARTIN AVIATION	INTERIOR	Entrance to Building	Building Entrance - Door	1	CALIFORNIA: The required fire door takes more than 15 pounds of pressure to operate.	Hanger Main Entrance Door	California Accessibility Code	CBD Chap 11B-404.2.9	1	\$366	EA	\$366
205	2	219877	1094	SAN MARTIN AVIATION	INTERIOR	Entrance to Building	Building Entrance - Door	1	The accessible door with door closer has a sweep period of less than 5 seconds from 90 degrees to a position 12 degrees from latch.	Hanger Main Entrance Door	ADA	404.2.8	1	\$0	EA	\$0
206	2	219878	3305	SAN MARTIN AVIATION	INTERIOR	Entrance to Building	Building Entrance - Door	1	CALIFORNIA: The required fire door takes more than 15 pounds of pressure to operate.	Hanger Rear Entrance Door	California Accessibility Code	CBD Chap 11B-404.2.9	1	\$366	EA	\$366
207	2	219879	1094	SAN MARTIN AVIATION	INTERIOR	Entrance to Building	Building Entrance - Door	1	The accessible door with door closer has a sweep period of less than 5 seconds from 90 degrees to a position 12 degrees from latch.	Hanger Rear Entrance Door	ADA	404.2.8	1	\$0	EA	\$0
208	2	219881	3305	SAN MARTIN AVIATION	RESTROOM	Entrance to Building	Building Entrance - Door	1	CALIFORNIA: The required fire door takes more than 15 pounds of pressure to operate.	Portables-Office SM-1	California Accessibility Code	CBD Chap 11B-404.2.9	1	\$366	EA	\$366
209	2	219882	1094	SAN MARTIN AVIATION	RESTROOM	Entrance to Building	Building Entrance - Door	1	The accessible door with door closer has a sweep period of less than 5 seconds from 90 degrees to a position 12 degrees from latch.	Portables-Office SM-1	ADA	404.2.8	1	\$0	EA	\$0

	A	B	C	D	E	F	G	H	I	L	M	N	O	P	Q	T
210		2 219899	3305	SAN MARTIN AVIATION	RESTROOM	Entrance to Building	Building Entrance - Door	1	CALIFORNIA: The required fire door takes more than 15 pounds of pressure to operate.	Portables-Men's Restroom	California Accessibility Code	CBD Chap 11B-404.2.9	1	\$366	EA	\$366
211		2 219907	3305	SAN MARTIN AVIATION	RESTROOM	Entrance to Building	Building Entrance - Door	1	CALIFORNIA: The required fire door takes more than 15 pounds of pressure to operate.	Portables-Women's Restroom	California Accessibility Code	CBD Chap 11B-404.2.9	1	\$366	EA	\$366
212		2 217898	3249	SOCCKER FIELD	EXTERIOR	Accessible Parking	Parking Space-Van	1	CALIFORNIA: The van parking stall slope is greater than 1:48 (2.08%).	Soccer field	California Accessibility Code	California Building Code Chap 11B-502.4	1	\$6,300	EA	\$6,300
213		2 217899	2968	SOCCKER FIELD	EXTERIOR	Exterior Access Route	Exterior Accessible Route	1	CALIFORNIA: The exterior accessible route has slopes in excess of maximum 1:20 (5%) running slope and/or maximum 1:48 (2.08)% cross slope.	Soccer field	California Accessibility Code	California Building Code Chap 11B-403.3, 403.5	200	\$19.82	SF	\$3,964
214		2 217900	3295	SOCCKER FIELD	EXTERIOR	Exterior Access Route	Exterior Accessible Route	1	CALIFORNIA: The exterior accessible route has an unstable surface.	Soccer field	California Accessibility Code	California Building Code Chap 11B-246.7, 403.5.1	200	\$0	SF	\$0
215		2 217901	1790	SOCCKER FIELD	EXTERIOR	Exterior Access Route	Exterior Accessible Route	1	A compliant accessible route is not provided from the public access to the amenity.	Soccer field	ADA	206; 206.2.2	1075	\$19.82	SF	\$21,307
216		2 217902	1032	SOCCKER FIELD	EXTERIOR	Exterior Access Route	Exterior Accessible Route	1	Sidewalk has areas of vertical level changes in excess of 1/4" that are not ramped.	Soccer field	ADA	303	12	\$120	LF	\$1,440
217		2 217904	2914	SOCCKER FIELD	EXTERIOR	Exterior Access Route	Exterior Accessible Route	1	CALIFORNIA: The exterior accessible route is less than 48" wide.	Soccer field	California Accessibility Code	California Building Code Chap 11B-403.5.1	156	\$19.82	SF	\$3,092

	A	B	C	D	E	F	G	H	I	L	M	N	O	P	Q	T
218	2	220503	3248	SOCCER FIELD	EXTERIOR	Accessible Parking	Parking Space-Van	1	CALIFORNIA: The van parking aisle slope is greater than 1:48 (2.08%).	Soccer field	California Accessibility Code	California Building Code Chap 11B-502.4	1	\$5,000	EA	\$5,000
219	2	220504	3250	SOCCER FIELD	EXTERIOR	Accessible Parking	Parking Space-Car	1	CALIFORNIA: The car stall slope is greater than 1:48 (2.08%).	Soccer field	California Accessibility Code	California Building Code Chap 11B-502.4	1	\$6,300	EA	\$6,300
220	2	219411	2591	SOCIAL SCIENCE	CLASSROOM	Entrance to Building	Building Entrance - Door	1	CALIFORNIA: The non-fire, hinged accessible exterior door takes more than 5#s of pressure to operate.	Classroom SS210 Exterior Door	California Accessibility Code	CBD Chap 11B-404.2.9	1	\$366	EA	\$366
221	2	219417	2591	SOCIAL SCIENCE	CLASSROOM	Entrance to Building	Building Entrance - Door	1	CALIFORNIA: The non-fire, hinged accessible exterior door takes more than 5#s of pressure to operate.	Classroom SS203 Exterior Door	California Accessibility Code	CBD Chap 11B-404.2.9	1	\$366	EA	\$366
222	2	219419	2591	SOCIAL SCIENCE	CLASSROOM	Entrance to Building	Building Entrance - Door	1	CALIFORNIA: The non-fire, hinged accessible exterior door takes more than 5#s of pressure to operate.	Classroom SS205 Exterior Door	California Accessibility Code	CBD Chap 11B-404.2.9	1	\$366	EA	\$366
223	2	219420	2591	SOCIAL SCIENCE	CLASSROOM	Entrance to Building	Building Entrance - Door	1	CALIFORNIA: The non-fire, hinged accessible exterior door takes more than 5#s of pressure to operate.	Classroom SS206 Exterior Door	California Accessibility Code	CBD Chap 11B-404.2.9	1	\$366	EA	\$366
224	2	219431	3246	SOCIAL SCIENCE	EXTERIOR	Exterior Access Route	Ramp	1	CALIFORNIA: The exterior ramp railings are not compliant.	Ramp R1	California Accessibility Code	California Building Code Chap 11B-403.5.1,505	154	\$163	LF	\$25,102
225	2	219432	2930	SOCIAL SCIENCE	EXTERIOR	Exterior Access Route	Ramp	1	CALIFORNIA: The ramp run does not have edge protection or the edge protection is not compliant.	Ramp R1	California Accessibility Code	California Building Code Chap 11B-405.9.2	150	\$163	LF	\$24,450

	A	B	C	D	E	F	G	H	I	L	M	N	O	P	Q	T
226	2	219433	2926	SOCIAL SCIENCE	EXTERIOR	Exterior Access Route	Ramp	1	CALIFORNIA: The ramp landings are not compliant.	Ramp R1	California Accessibility Code	California Building Code Chap 11B-405.7	6	\$662	LF	\$3,972
227	2	219434	2968	SOCIAL SCIENCE	EXTERIOR	Exterior Access Route	Exterior Accessible Route	1	CALIFORNIA: The exterior accessible route has slopes in excess of maximum 1:20 (5%) running slope and/or maximum 1:48 (2.08)% cross slope.	Sidewalk-Front Elevation	California Accessibility Code	California Building Code Chap 11B-403.3, 403.5	125	\$19.82	SF	\$2,478
228	2	219435	1941	SOCIAL SCIENCE	EXTERIOR	Exterior Access Route	Exterior Accessible Route	1	The accessible route has gaps in the surface greater than 1/2" wide.	Exterior Sidewalk	ADA	302.3	80	\$19.82	SF	\$1,586
229	2	219436	2968	SOCIAL SCIENCE	EXTERIOR	Exterior Access Route	Exterior Accessible Route	1	CALIFORNIA: The exterior accessible route has slopes in excess of maximum 1:20 (5%) running slope and/or maximum 1:48 (2.08)% cross slope.	Sidewalk-Front Elevation	California Accessibility Code	California Building Code Chap 11B-403.3, 403.5	125	\$19.82	SF	\$2,478
230	2	219437	2968	SOCIAL SCIENCE	EXTERIOR	Exterior Access Route	Exterior Accessible Route	1	CALIFORNIA: The exterior accessible route has slopes in excess of maximum 1:20 (5%) running slope and/or maximum 1:48 (2.08)% cross slope.	Sidewalk-Front Elevation	California Accessibility Code	California Building Code Chap 11B-403.3, 403.5	180	\$19.82	SF	\$3,568
231	2	219438	2968	SOCIAL SCIENCE	EXTERIOR	Exterior Access Route	Exterior Accessible Route	1	CALIFORNIA: The exterior accessible route has slopes in excess of maximum 1:20 (5%) running slope and/or maximum 1:48 (2.08)% cross slope.	Sidewalk-Front Elevation	California Accessibility Code	California Building Code Chap 11B-403.3, 403.5	60	\$19.82	SF	\$1,189
232	2	219439	3056	SOCIAL SCIENCE	EXTERIOR	Exterior Access Route	Stairs	1	CALIFORNIA: Handrails are not compliant or are not provided.	Stair ST1	California Accessibility Code	CBC Chap 11B-505	42	\$163	LF	\$6,846

	A	B	C	D	E	F	G	H	I	L	M	N	O	P	Q	T
233	2	219443	2968	SOCIAL SCIENCE	EXTERIOR	Exterior Access Route	Exterior Accessible Route	1	CALIFORNIA: The exterior accessible route has slopes in excess of maximum 1:20 (5%) running slope and/or maximum 1:48 (2.08)% cross slope.	Sidewalk-Rear Elevation	California Accessibility Code	California Building Code Chap 11B-403.3, 403.5	60	\$19.82	SF	\$1,189
234	2	219445	2924	SOCIAL SCIENCE	EXTERIOR	Exterior Access Route	Ramp	1	CALIFORNIA: The ramp has running slopes and/or rises in excess of 1:12.	Ramp R2	California Accessibility Code	California Building Code Chap 11B-405	24	\$662	LF	\$15,888
235	2	219446	3246	SOCIAL SCIENCE	EXTERIOR	Exterior Access Route	Ramp	1	CALIFORNIA: The exterior ramp railings are not compliant.	Ramp R2	California Accessibility Code	California Building Code Chap 11B-403.5.1,505	52	\$163	LF	\$8,476
236	2	219447	2930	SOCIAL SCIENCE	EXTERIOR	Exterior Access Route	Ramp	1	CALIFORNIA: The ramp run does not have edge protection or the edge protection is not compliant.	Ramp R2	California Accessibility Code	California Building Code Chap 11B-405.9.2	48	\$163	LF	\$7,824
237	2	219448	2930	SOCIAL SCIENCE	EXTERIOR	Exterior Access Route	Ramp	1	CALIFORNIA: The ramp run does not have edge protection or the edge protection is not compliant.	Ramp R2	California Accessibility Code	California Building Code Chap 11B-405.9.2	12	\$163	LF	\$1,956
238	2	219415	2591	SOCIAL SCIENCE	INTERIOR	Entrance to Building	Building Entrance - Door	1	CALIFORNIA: The non-fire, hinged accessible exterior door takes more than 5#s of pressure to operate.	Auditorium Exterior Doors	California Accessibility Code	CBD Chap 11B-404.2.9	1	\$366	EA	\$366
239	2	219416	2591	SOCIAL SCIENCE	INTERIOR	Entrance to Building	Building Entrance - Door	1	CALIFORNIA: The non-fire, hinged accessible exterior door takes more than 5#s of pressure to operate.	Auditorium Exterior Doors	California Accessibility Code	CBD Chap 11B-404.2.9	1	\$366	EA	\$366
240	2	219418	2591	SOCIAL SCIENCE	INTERIOR	Entrance to Building	Building Entrance - Door	1	CALIFORNIA: The non-fire, hinged accessible exterior door takes more than 5#s of pressure to operate.	Rear Corridor Exit Door	California Accessibility Code	CBD Chap 11B-404.2.9	1	\$366	EA	\$366

	A	B	C	D	E	F	G	H	I	L	M	N	O	P	Q	T
241	2	219422	2591	SOCIAL SCIENCE	INTERIOR	Entrance to Building	Building Entrance - Door	1	CALIFORNIA: The non-fire, hinged accessible exterior door takes more than 5#s of pressure to operate.	Lower Level Exit Door	California Accessibility Code	CBD Chap 11B-404.2.9	1	\$366	EA	\$366
242	2	219423	1094	SOCIAL SCIENCE	INTERIOR	Entrance to Building	Building Entrance - Door	1	The accessible door with door closer has a sweep period of less than 5 seconds from 90 degrees to a position 12 degrees from latch.	Lower Level Exit Door	ADA	404.2.8	1	\$0	EA	\$0
243	2	219424	2591	SOCIAL SCIENCE	INTERIOR	Entrance to Building	Building Entrance - Door	1	CALIFORNIA: The non-fire, hinged accessible exterior door takes more than 5#s of pressure to operate.	Lower Level office SS116 Exit Door	California Accessibility Code	CBD Chap 11B-404.2.9	1	\$366	EA	\$366
244	2	219425	2591	SOCIAL SCIENCE	INTERIOR	Entrance to Building	Building Entrance - Door	1	CALIFORNIA: The non-fire, hinged accessible exterior door takes more than 5#s of pressure to operate.	Lower Level office SS117 Exit Door	California Accessibility Code	CBD Chap 11B-404.2.9	1	\$366	EA	\$366
245	2	219430	1135	SOCIAL SCIENCE	INTERIOR	Interior Access Route	Door	1	The opening force of the fire door is more than the minimum allowable by the appropriate administrative authority.	Lower Level Staircase	ADA	404.2.9	1	\$366	EA	\$366
246	2	219400	1974	SOCIAL SCIENCE	RESTROOM	Restroom	Restroom/Bathroom - Door	1	The opening force of the fire door is more than 15#s at the latch, more than 30#s to set door in motion, and more than #15 to move door to fully open.	Men's Restroom	ADA	404.2.9, IBC 1008.1.3	1	\$0	EA	\$0
247	2	219406	1974	SOCIAL SCIENCE	RESTROOM	Restroom	Restroom/Bathroom - Door	1	The opening force of the fire door is more than 15#s at the latch, more than 30#s to set door in motion, and more than #15 to move door to fully open.	Women's Restroom	ADA	404.2.9, IBC 1008.1.3	1	\$0	EA	\$0
248	2	219428	1974	SOCIAL SCIENCE	RESTROOM	Restroom	Restroom/Bathroom - Door	1	The opening force of the fire door is more than 15#s at the latch, more than 30#s to set door in motion, and more than #15 to move door to fully open.	Lower Level Unisex Restroom	ADA	404.2.9, IBC 1008.1.3	1	\$366	EA	\$366
249	2	217773	2968	SOFTBALL FIELD	EXTERIOR	Exterior Access Route	Exterior Accessible Route	1	CALIFORNIA: The exterior accessible route has slopes in excess of maximum 1:20 (5%) running slope and/or maximum 1:48 (2.08)% cross slope.	SB DUGOUT 2	California Accessibility Code	California Building Code Chap 11B-403.3, 403.5	200	\$19.82	SF	\$3,964

	A	B	C	D	E	F	G	H	I	L	M	N	O	P	Q	T
250	2	217775	2591	SOFTBALL FIELD	EXTERIOR	Entrance to Building	Building Entrance - Door	1	CALIFORNIA: The non-fire, hinged accessible exterior door takes more than 5#s of pressure to operate.	SB SCOREKEEPER/PR ESSBOX	California Accessibility Code	CBD Chap 11B-404.2.9	1	\$366	EA	\$366
251	2	217776	1094	SOFTBALL FIELD	EXTERIOR	Entrance to Building	Building Entrance - Door	1	The accessible door with door closer has a sweep period of less than 5 seconds from 90 degrees to a position 12 degrees from latch.	SB SCOREKEEPER/PR ESSBOX	ADA	404.2.8	1	\$366	EA	\$366
252	2	217777	2914	SOFTBALL FIELD	EXTERIOR	Exterior Access Route	Exterior Accessible Route	1	CALIFORNIA: The exterior accessible route is less than 48" wide.	SB SCOREKEEPER/PR ESSBOX	California Accessibility Code	California Building Code Chap 11B-403.5.1	25	\$8.96	SF	\$224
253	2	217778	1033	SOFTBALL FIELD	EXTERIOR	Exterior Access Route	Exterior Accessible Route	1	A compliant accessible route is not provided from the property line to the site facilities.	SB/BB RR/STORAGE	ADA	206; 206.2.1	45	\$8.96	SF	\$403
254	2	220792	1105	STUDENT CENTER/ADMIN	ADMISSIONS	Interior Access Route	Protruding Object	1	Protruding objects in the 27" to 80" range above finished floor protrude more than 4" into the circulation path along the interior accessible route.	Admissions Men's Restroom	ADA	307.2	1	\$728	EA	\$728
255	2	220793	1129	STUDENT CENTER/ADMIN	ADMISSIONS	Interior Access Route	Door	1	The push side of the accessible door does not have the required maneuvering clearances.	Admissions Men's Restroom	ADA	404.2.4; Table 404.2.4.1	1	\$1,250	EA	\$1,250
256	2	220795	1128	STUDENT CENTER/ADMIN	ADMISSIONS	Interior Access Route	Door	1	The pull side of the accessible door does not have the required maneuvering clearances.	Admissions Women's Restroom	ADA	404.2.4; Table 404.2.4.1	1	\$1,250	EA	\$1,250
257	2	220781	1134	STUDENT CENTER/ADMIN	COMMONS	Interior Access Route	Door	1	The opening force required to open the accessible, hinged, non-fire door is more than 5 pounds.	Commons Area	ADA	404.2.9	1	\$366	EA	\$366
258	2	220782	1808	STUDENT CENTER/ADMIN	COMMONS	Entrance to Building	Building Entrance-Door	1	Public entrances required to be accessible do not have at least one accessible door.	Commons Area	ADA	206.5.1	4	\$2,600	EA	\$10,400
259	2	220798	3056	STUDENT CENTER/ADMIN	EXTERIOR	Exterior Access Route	Stairs	1	CALIFORNIA: Handrails are not compliant or are not provided.	Exterior Common area	California Accessibility Code	CBC Chap 11B-505	10	\$163	LF	\$1,630

	A	B	C	D	E	F	G	H	I	L	M	N	O	P	Q	T
260	2	220799	3246	STUDENT CENTER/ADMIN	EXTERIOR	Exterior Access Route	Ramp	1	CALIFORNIA: The exterior ramp railings are not compliant.	Exterior Commons Area	California Accessibility Code	California Building Code Chap 11B-403.5.1,505	34	\$163	LF	\$5,542
261	2	217906	2924	TENNIS COURTS	EXTERIOR	Exterior Access Route	Ramp	1	CALIFORNIA: The ramp has running slopes and/or rises in excess of 1:12.	Tennis Courts	California Accessibility Code	California Building Code Chap 11B-405	350	\$662	LF	\$231,700
262	2	217907	2968	TENNIS COURTS	EXTERIOR	Exterior Access Route	Exterior Accessible Route	1	CALIFORNIA: The exterior accessible route has slopes in excess of maximum 1:20 (5%) running slope and/or maximum 1:48 (2.08)% cross slope.	Tennis Courts	California Accessibility Code	California Building Code Chap 11B-403.3,403.5	500	\$19.82	SF	\$9,910
263	2	217909	2968	TENNIS COURTS	EXTERIOR	Exterior Access Route	Exterior Accessible Route	1	CALIFORNIA: The exterior accessible route has slopes in excess of maximum 1:20 (5%) running slope and/or maximum 1:48 (2.08)% cross slope.	Tennis Courts	California Accessibility Code	California Building Code Chap 11B-403.3,403.5	620	\$19.82	SF	\$12,288
264	2	217911	2914	TENNIS COURTS	EXTERIOR	Exterior Access Route	Exterior Accessible Route	1	CALIFORNIA: The exterior accessible route is less than 48" wide.	Tennis Courts	California Accessibility Code	California Building Code Chap 11B-403.5.1	120	\$19.82	SF	\$2,378
265	2	217912	1032	TENNIS COURTS	EXTERIOR	Exterior Access Route	Exterior Accessible Route	1	Sidewalk has areas of vertical level changes in excess of 1/4" that are not ramped.	Tennis Courts	ADA	303	24	\$19.82	SF	\$476
266	2	217913	1749	TENNIS COURTS	EXTERIOR	Exterior Access Route	Exterior Accessible Route	1	An accessible route does not connect accessible building or facility entrances with all accessible spaces and elements within the building or facility. At least one accessible route shall connect accessible elements that are on the same site.	Tennis Courts	ADA	206.2.2; 206.2.4	245	\$662	LF	\$162,190

	A	B	C	D	E	F	G	H	I	L	M	N	O	P	Q	T
267	2	217915	3043	TENNIS COURTS	EXTERIOR	Entrance to Building	Building Entrance - Door	1	CALIFORNIA: The maneuvering clearance at the entry door is not compliant.		California Accessibility Code	CBC Chap 11B-404.2	1	\$1,750	EA	\$1,750
268	2	220501	3246	TENNIS COURTS	EXTERIOR	Exterior Access Route	Ramp	1	CALIFORNIA: The exterior ramp railings are not compliant.	Tennis Courts	California Building Code California Accessibility Code	Chap 11B-403.5.1,5 05	249	\$163	LF	\$40,587
269																
270	3	217689	3036	ADAPTED PHYSICAL ED	ADAPTED PHYSICAL ED	Restroom	Restroom/Bathroom - Water Closet	3	CALIFORNIA: The centerline of the toilet in the wheelchair stall or single-user restroom is not 17" minimum to 18" maximum from the sidewall.	Men's Public Restroom	California Accessibility Code	CBC Chap 11B-604.3	1	\$1,368	EA	\$1,368
271	3	217693	1191	ADAPTED PHYSICAL ED	ADAPTED PHYSICAL ED	Restroom	Restroom/Bathroom - Door	3	The wheelchair stall door is not self closing.	Men's and Women's Public Restrooms	ADA	604.8.1.2	2	\$293	EA	\$586
272	3	217694	2974	ADAPTED PHYSICAL ED	ADAPTED PHYSICAL ED	Restroom	Restroom/Bathroom - Door	3	The hardware at the wheelchair stall door is not compliant.	Men's and Women's Public Restrooms	ADA	309, 404.2.7, 604.8.1.2	2	\$293	EA	\$586
273	3	217695	2978	ADAPTED PHYSICAL ED	ADAPTED PHYSICAL ED	Restroom	Restroom/Bathroom- Lavatory	3	CALIFORNIA: The lavatory does not have the required knee and toe clearance.	Men's and Women's Public Restroom	California Accessibility Code	CBC Chap 11B-306, 606	2	\$720	EA	\$1,440
274	3	217696	1282	ADAPTED PHYSICAL ED	ADAPTED PHYSICAL ED	Restroom	Restroom/Bathroom- Mirror	3	The mirror is mounted higher than 40" above finish floor to the bottom of the reflective surface, where it is installed above a lavatory or counter.	Women's Public Restroom	ADA	213.3.5; 603.3	1	\$100	EA	\$100

	A	B	C	D	E	F	G	H	I	L	M	N	O	P	Q	T
275	3	217697	1285	ADAPTED PHYSICAL ED	ADAPTED PHYSICAL ED	Restroom	Controls And Dispensers	3	Controls on dispensers are not compliant.	Women's Public Restroom	ADA	606.1; 309.4	1	\$200	EA	\$200
276	3	217698	1198	ADAPTED PHYSICAL ED	ADAPTED PHYSICAL ED	Restroom	Restroom/Bathroom - Water Closet	3	The rear grab bar at the water closet is not compliant.	Unisex Restroom #1	ADA	604.5.2	1	\$100	EA	\$100
277	3	217699	2978	ADAPTED PHYSICAL ED	ADAPTED PHYSICAL ED	Restroom	Restroom/Bathroom - Lavatory	3	CALIFORNIA: The lavatory does not have the required knee and toe clearance.	Unisex Restroom #1 & #2	California Accessibility Code	CBC Chap 11B-306, 606	2	\$720	EA	\$1,440
278	3	217700	3036	ADAPTED PHYSICAL ED	ADAPTED PHYSICAL ED	Restroom	Restroom/Bathroom - Water Closet	3	CALIFORNIA: The centerline of the toilet in the wheelchair stall or single-user restroom is not 17" minimum to 18" maximum from the sidewall.	Unisex Restroom #2	California Accessibility Code	CBC Chap 11B-604.3	1	\$1,368	EA	\$1,368
279	3	217701	1266	ADAPTED PHYSICAL ED	ADAPTED PHYSICAL ED	Restroom	Restroom/Bathroom - Door	3	The accessible door with door closer has a sweep period of less than 5 seconds from 90 degrees to a position 12 degrees from latch.	Unisex Restroom #1 & #2	ADA	404.2.8	2	\$366	EA	\$732
280	3	217702	1285	ADAPTED PHYSICAL ED	ADAPTED PHYSICAL ED	Restroom	Controls And Dispensers	3	Controls on dispensers are not compliant.	Unisex Restroom #2	ADA	606.1; 309.4	1	\$200	EA	\$200
281	3	217928	2964	ART	RESTROOM	Restroom	Controls And Dispensers	3	CALIFORNIA: Dispensers in restrooms are not located maximum 40" AFF.	Men's Restroom	California Accessibility Code	Califorina Building Code Chap 11B-603.5	2	\$115	EA	\$230
282	3	217929	1216	ART	RESTROOM	Restroom	Restroom/Bathroom - Urinal	3	The urinal dimensions are not compliant.	Men's Restroom	ADA	605.2	1	\$935	EA	\$935
283	3	217930	1191	ART	RESTROOM	Restroom	Restroom/Bathroom - Toilet Stall	3	The wheelchair stall door is not self-closing.	Men's Restroom	ADA	604.8.1.2	1	\$293	EA	\$293

	A	B	C	D	E	F	G	H	I	L	M	N	O	P	Q	T
284	3	217931	2964	ART	RESTROOM	Restroom	Controls And Dispensers	3	CALIFORNIA: Dispensers in restrooms are not located maximum 40" AFF.	Men's Restroom	California Accessibility Code	Califorina Building Code Chap 11B-603.5	1	\$200	EA	\$200
285	3	217932	3309	ART	RESTROOM	Restroom	Restroom/Bathroom - Water Closet	3	CALIFORNIA: The toilet paper dispenser is not compliant.	Men's Restroom	California Accessibility Code	CBC Chap 11B-604.7, 604.9, 609.3	1	\$280	EA	\$280
286	3	217936	2964	ART	RESTROOM	Restroom	Controls And Dispensers	3	CALIFORNIA: Dispensers in restrooms are not located maximum 40" AFF.	Women's Restroom	California Accessibility Code	Califorina Building Code Chap 11B-603.5	1	\$115	EA	\$115
287	3	217937	1191	ART	RESTROOM	Restroom	Restroom/Bathroom - Toilet Stall	3	The wheelchair stall door is not self-closing.	Women's Restroom	ADA	604.8.1.2	1	\$293	EA	\$293
288	3	217938	3309	ART	RESTROOM	Restroom	Restroom/Bathroom - Water Closet	3	CALIFORNIA: The toilet paper dispenser is not compliant.	Women's Restroom	California Accessibility Code	CBC Chap 11B-604.7, 604.9, 609.3	1	\$280	EA	\$280
289	3	218296	2964	BUSINESS	RESTROOM	Restroom	Controls And Dispensers	3	CALIFORNIA: Dispensers in restrooms are not located maximum 40" AFF.	Men's Restroom	California Accessibility Code	Califorina Building Code Chap 11B-603.5	1	\$200	EA	\$200
290	3	218297	1218	BUSINESS	RESTROOM	Restroom	Restroom/Bathroom - Urinal	3	The clear floor space at the urinal is less than minimum 30" by minimum 48".	Men's Restroom	ADA	605.3; 305	1	\$1,100	EA	\$1,100
291	3	218298	1282	BUSINESS	RESTROOM	Restroom	Restroom/Bathroom - Mirror	3	The mirror is mounted higher than 40" above finish floor to the bottom of the reflective surface, where it is installed above a lavatory or counter.	Men's Restroom	ADA	213.3.5; 603.3	1	\$200	EA	\$200
292	3	218300	1192	BUSINESS	RESTROOM	Interior Access Route	Restroom/Bathroom-Door	3	The accessible door with door closer has a sweep period of less than 5 seconds from 90 degrees to a position 12 degrees from latch.	Men's Restroom	ADA	404.2.8	1	\$0	EA	\$0
293	3	218301	2964	BUSINESS	RESTROOM	Restroom	Controls And Dispensers	3	CALIFORNIA: Dispensers in restrooms are not located maximum 40" AFF.	Women's Restroom	California Accessibility Code	Califorina Building Code Chap 11B-603.5	2	\$200	EA	\$400

	A	B	C	D	E	F	G	H	I	L	M	N	O	P	Q	T
294	3	218302	1282	BUSINESS	RESTROOM	Restroom	Restroom/Bathroom - Mirror	3	The mirror is mounted higher than 40" above finish floor to the bottom of the reflective surface, where it is installed above a lavatory or counter.	Women's Restroom	ADA	213.3.5; 603.3	1	\$200	EA	\$200
295	3	218304	1192	BUSINESS	RESTROOM	Interior Access Route	Restroom/Bathroom-Door	3	The accessible door with door closer has a sweep period of less than 5 seconds from 90 degrees to a position 12 degrees from latch.	Women's Restroom	ADA	404.2.8	1	\$0	EA	\$0
296	3	218325	3036	BUSINESS	RESTROOM	Restroom	Restroom/Bathroom - Water Closet	3	CALIFORNIA: The centerline of the toilet in the wheelchair stall or single-user restroom is not 17" minimum to 18" maximum from the sidewall.	Men's Restroom	California Accessibility Code	CBC Chap 11B-604.3	1	\$1,368	EA	\$1,368
297	3	218472	3435	COMMUNITY DEV. & CAREERS	EXTERIOR	Common Areas	Picnic Table	3	CALIFORNIA: A compliant picnic table is not provided.	Back Patio	California Accessibility Code	ADA 902.2; 902.4; California Building Code Chap 11B-246.6, 306.2, 306.3	1	\$1,300	EA	\$1,300
298	3	218446	2964	COMMUNITY DEV. & CAREERS	RESTROOM	Restroom	Reach Range	3	CALIFORNIA: Dispensers in restrooms are not located maximum 40" AFF.	Unisex Restroom #1	California Accessibility Code	California Building Code Chap 11B-603.5	1	\$1,098	EA	\$1,098
299	3	218449	1282	COMMUNITY DEV. & CAREERS	RESTROOM	Restroom	Restroom/Bathroom - Mirror	3	The mirror is mounted higher than 40" above finish floor to the bottom of the reflective surface, where it is installed above a lavatory or counter.	Unisex Restroom #1	ADA	213.3.5; 603.3	1	\$200	EA	\$200
300	3	218450	3036	COMMUNITY DEV. & CAREERS	RESTROOM	Restroom	Restroom/Bathroom - Water Closet	3	CALIFORNIA: The centerline of the toilet in the wheelchair stall or single-user restroom is not 17" minimum to 18" maximum from the sidewall.	Unisex Restroom #1	California Accessibility Code	CBC Chap 11B-604.3	1	\$1,368	EA	\$1,368
301	3	218451	3309	COMMUNITY DEV. & CAREERS	RESTROOM	Restroom	Restroom/Bathroom- Water Closet	3	CALIFORNIA: The toilet paper dispenser is not compliant.	Unisex Restroom #1	California Accessibility Code	CBC Chap 11B-604.7, 604.9, 609.3	1	\$280	EA	\$280

	A	B	C	D	E	F	G	H	I	L	M	N	O	P	Q	T
302	3	218452	2964	COMMUNITY DEV. & CAREERS	RESTROOM	Restroom	Controls And Dispensers	3	CALIFORNIA: Dispensers in restrooms are not located maximum 40" AFF.	Unisex Restroom #1	California Accessibility Code	California Building Code Chap 11B-603.5	2	\$200	EA	\$400
303	3	218454	2964	COMMUNITY DEV. & CAREERS	RESTROOM	Restroom	Reach Range	3	CALIFORNIA: Dispensers in restrooms are not located maximum 40" AFF.	Unisex Restroom #2	California Accessibility Code	California Building Code Chap 11B-603.5	1	\$1,098	EA	\$1,098
304	3	218456	1282	COMMUNITY DEV. & CAREERS	RESTROOM	Restroom	Restroom/Bathroom - Mirror	3	The mirror is mounted higher than 40" above finish floor to the bottom of the reflective surface, where it is installed above a lavatory or counter.	Unisex Restroom #2	ADA	213.3.5; 603.3	1	\$200	EA	\$200
305	3	218457	3309	COMMUNITY DEV. & CAREERS	RESTROOM	Restroom	Restroom/Bathroom - Water Closet	3	CALIFORNIA: The toilet paper dispenser is not compliant.	Unisex Restroom #2	California Accessibility Code	CBC Chap 11B-604.7, 604.9, 609.3	1	\$280	EA	\$280
306	3	218458	2964	COMMUNITY DEV. & CAREERS	RESTROOM	Restroom	Controls And Dispensers	3	CALIFORNIA: Dispensers in restrooms are not located maximum 40" AFF.	Unisex Restroom #2	California Accessibility Code	California Building Code Chap 11B-603.5	2	\$200	EA	\$400
307	3	218460	1192	COMMUNITY DEV. & CAREERS	RESTROOM	Restroom	Restroom/Bathroom - Door	3	The accessible door with door closer has a sweep period of less than 5 seconds from 90 degrees to a position 12 degrees from latch.	Unisex Restroom #1	ADA	404.2.8	1	\$366	EA	\$366
308	3	218461	1192	COMMUNITY DEV. & CAREERS	RESTROOM	Restroom	Restroom/Bathroom - Door	3	The accessible door with door closer has a sweep period of less than 5 seconds from 90 degrees to a position 12 degrees from latch.	Unisex Restroom #2	ADA	404.2.8	1	\$366	EA	\$366
309	3	218474	2964	COMMUNITY DEV. & CAREERS	RESTROOM	Restroom	Reach Range	3	CALIFORNIA: Dispensers in restrooms are not located maximum 40" AFF.	Unisex Restroom-Child Dev	California Accessibility Code	California Building Code Chap 11B-603.5	1	\$200	EA	\$200
310	3	218475	1282	COMMUNITY DEV. & CAREERS	RESTROOM	Restroom	Restroom/Bathroom - Mirror	3	The mirror is mounted higher than 40" above finish floor to the bottom of the reflective surface, where it is installed above a lavatory or counter.	Unisex Restroom-Child Dev	ADA	213.3.5; 603.3	1	\$200	EA	\$200

	A	B	C	D	E	F	G	H	I	L	M	N	O	P	Q	T
311	3	218476	3035	COMMUNITY DEV. & CAREERS	RESTROOM	Restroom	Restroom/Bathroom - Water Closet	3	CALIFORNIA- The water closet does not have the required clear floor space.	Unisex Restroom- Child Dev	California Accessibility Code	CBC Chap 11B-604.3.1 and 3.2	1	\$1,100	EA	\$1,100
312	3	218477	1192	COMMUNITY DEV. & CAREERS	RESTROOM	Restroom	Restroom/Bathroom - Door	3	The accessible door with door closer has a sweep period of less than 5 seconds from 90 degrees to a position 12 degrees from latch.	Unisex Restroom- Child Dev	ADA	404.2.8	1	\$366	EA	\$366
313	3	220704	2058	COMMUNITY DEV. & CAREERS	RESTROOM	Locker and Dressing Rooms	Locker and Dressing Rooms	3	The locker room does not have accessible lockers.	Lockers Room	ADA	225.21	12	\$330.24	EA	\$3,963
314	3	220710	2949	COSMETOLOGY	EXTERIOR	Picnic Shelter	Picnic Table	3	CALIFORNIA: A compliant picnic table is not provided.	Patio - Picnic Shelter	California Accessibility Code	ADA 902.2; 902.4; California Building Code Chap 11B-246.6, 306.2, 306.3	1	\$1,300	EA	\$1,300
315	3	218338	2964	COSMETOLOGY	INTERIOR	Restroom	Reach Range	3	CALIFORNIA: Dispensers in restrooms are not located maximum 40" AFF.	Lockers Room	California Accessibility Code	California Building Code Chap 11B-603.5	1	\$200	EA	\$200
316	3	218339	2058	COSMETOLOGY	INTERIOR	Locker and Dressing Rooms	Locker and Dressing Rooms	3	The locker room does not have accessible lockers.	Lockers Room	ADA	225.21	12	\$330.24	EA	\$3,963
317	3	220705	2057	COSMETOLOGY	INTERIOR	Locker and Dressing Rooms	Locker and Dressing Rooms	3	The locker room does not have a compliant bench.	Lockers Room	ADA	903	1	\$789	EA	\$789
318	3	218332	2964	COSMETOLOGY	RESTROOM	Restroom	Reach Range	3	CALIFORNIA: Dispensers in restrooms are not located maximum 40" AFF.	Unisex Restroom	California Accessibility Code	California Building Code Chap 11B-603.5	1	\$200	EA	\$200
319	3	218333	2978	COSMETOLOGY	RESTROOM	Restroom	Restroom/Bathroom - Lavatory	3	CALIFORNIA: The lavatory does not have the required knee and toe clearance.	Unisex Restroom	California Accessibility Code	CBC Chap 11B-306, 606	1	\$720	EA	\$720
320	3	218334	1282	COSMETOLOGY	RESTROOM	Restroom	Restroom/Bathroom - Mirror	3	The mirror is mounted higher than 40" above finish floor to the bottom of the reflective surface, where it is installed above a lavatory or counter.	Unisex Restroom	ADA	213.3.5; 603.3	1	\$200	EA	\$200
321	3	218335	1943	COSMETOLOGY	RESTROOM	Restroom	Restroom/Bathroom - Coat Hook	3	The coat hook is not within an allowable reach range.	Unisex Restroom	ADA	308	1	\$115	EA	\$115

	A	B	C	D	E	F	G	H	I	L	M	N	O	P	Q	T
322	3	218336	1192	COSMETOLOGY	RESTROOM	Restroom	Restroom/Bathroom - Door	3	The accessible door with door closer has a sweep period of less than 5 seconds from 90 degrees to a position 12 degrees from latch.	Unisex Restroom	ADA	404.2.8	1	\$366	EA	\$366
323	3	218337	1267	COSMETOLOGY	RESTROOM	Restroom	Restroom/Bathroom - Door	3	The force required to open the interior, hinged, non-fire door is more than 5 pounds.	Unisex Restroom	ADA	404.2.9	1	\$366	EA	\$366
324	3	218340	2964	COSMETOLOGY	RESTROOM	Restroom	Reach Range	3	CALIFORNIA: Dispensers in restrooms are not located maximum 40" AFF.	Women's Restroom	California Accessibility Code	California Building Code Chap 11B-603.5	1	\$200	EA	\$200
325	3	218341	2964	COSMETOLOGY	RESTROOM	Restroom	Reach Range	3	CALIFORNIA: Dispensers in restrooms are not located maximum 40" AFF.	Women's Restroom	California Accessibility Code	California Building Code Chap 11B-603.5	1	\$500	EA	\$500
326	3	218342	3309	COSMETOLOGY	RESTROOM	Restroom	Restroom/Bathroom - Water Closet	3	CALIFORNIA: The toilet paper dispenser is not compliant.	Women's Restroom	California Accessibility Code	CBC Chap 11B-604.7, 604.9, 609.3	1	\$280	EA	\$280
327	3	218343	1943	COSMETOLOGY	RESTROOM	Restroom	Restroom/Bathroom - Coat Hook	3	The coat hook is not within an allowable reach range.	Women's Restroom	ADA	308	1	\$115	EA	\$115
328	3	218344	1192	COSMETOLOGY	RESTROOM	Restroom	Restroom/Bathroom - Door	3	The accessible door with door closer has a sweep period of less than 5 seconds from 90 degrees to a position 12 degrees from latch.	Women's Restroom	ADA	404.2.8	1	\$366	EA	\$366
329	3	218345	1267	COSMETOLOGY	RESTROOM	Restroom	Restroom/Bathroom - Door	3	The force required to open the interior, hinged, non-fire door is more than 5 pounds.	Women's Restroom	ADA	404.2.9	1	\$366	EA	\$366
330	3	219916	3050	COYOTE	RESTROOM	Restroom	Restroom/Bathroom - Signage	3	CALIFORNIA: The women's restroom does not have compliant signage at the door.	Women's Restroom-Bldg A	California Accessibility Code	ADA 703.4.2; CBC 216.2, 703.1, 703.2, 703.5	1	\$110	EA	\$110
331	3	219917	1192	COYOTE	RESTROOM	Restroom	Restroom/Bathroom - Door	3	The accessible door with door closer has a sweep period of less than 5 seconds from 90 degrees to a position 12 degrees from latch.	Women's Restroom-Bldg A	ADA	404.2.8	1	\$366	EA	\$366

	A	B	C	D	E	F	G	H	I	L	M	N	O	P	Q	T
332	3	219918	3306	COYOTE	RESTROOM	Restroom	Restroom/Bathroom - Roll - In Shower Stall	3	CALIFORNIA: The controls, faucets, and shower spray unit are not compliant.	Women's Restroom-Bldg A	California Accessibility Code	CBC Chap 11B-608.5.2 and 608.6	1	\$650	EA	\$650
333	3	219919	3308	COYOTE	RESTROOM	Restroom	Restroom/Bathroom - Roll - In Shower Stall	3	CALIFORNIA: The roll-in shower stall is not compliant.	Women's Restroom-Bldg A	California Accessibility Code	CBC Chap 11B-608.2	1	\$2,250	EA	\$2,250
334	3	219920	1197	COYOTE	RESTROOM	Restroom	Restroom/Bathroom - Water Closet	3	The side grab bar at the water closet is not compliant.	Women's Restroom-Bldg A	ADA	604.5.1	1	\$355	EA	\$355
335	3	219921	3309	COYOTE	RESTROOM	Restroom	Restroom/Bathroom - Water Closet	3	CALIFORNIA: The toilet paper dispenser is not compliant.	Women's Restroom-Bldg A	California Accessibility Code	CBC Chap 11B-604.7, 604.9, 609.3	1	\$280	EA	\$280
336	3	219923	2971	COYOTE	RESTROOM	Restroom	Restroom/Bathroom-Signage	3	CALIFORNIA: The men's restroom does not have compliant signage at the door.	Men's Restroom-Bldg A	California Accessibility Code	ADA 703.4.2; CBC 216.2, 703.1, 703.2, 703.5	1	\$110	EA	\$110
337	3	219925	3306	COYOTE	RESTROOM	Restroom	Restroom/Bathroom - Roll - In Shower Stall	3	CALIFORNIA: The controls, faucets, and shower spray unit are not compliant.	Men's Restroom-Bldg A	California Accessibility Code	CBC Chap 11B-608.5.2 and 608.6	1	\$650	EA	\$650
338	3	219926	3308	COYOTE	RESTROOM	Restroom	Restroom/Bathroom - Roll - In Shower Stall	3	CALIFORNIA: The roll-in shower stall is not compliant.	Men's Restroom-Bldg A	California Accessibility Code	CBC Chap 11B-608.2	1	\$2,250	EA	\$2,250
339	3	219927	1197	COYOTE	RESTROOM	Restroom	Restroom/Bathroom - Water Closet	3	The side grab bar at the water closet is not compliant.	Men's Restroom-Bldg A	ADA	604.5.1	1	\$355	EA	\$355
340	3	219928	3309	COYOTE	RESTROOM	Restroom	Restroom/Bathroom - Water Closet	3	CALIFORNIA: The toilet paper dispenser is not compliant.	Men's Restroom-Bldg A	California Accessibility Code	CBC Chap 11B-604.7, 604.9, 609.3	1	\$280	EA	\$280
341	3	219929	2971	COYOTE	RESTROOM	Restroom	Restroom/Bathroom-Signage	3	CALIFORNIA: The men's restroom does not have compliant signage at the door.	Men's Restroom2-Bldg A	California Accessibility Code	ADA 703.4.2; CBC 216.2, 703.1, 703.2, 703.5	1	\$110	EA	\$110

	A	B	C	D	E	F	G	H	I	L	M	N	O	P	Q	T
342	3	219930	3309	COYOTE	RESTROOM	Restroom	Restroom/Bathroom - Water Closet	3	CALIFORNIA: The toilet paper dispenser is not compliant.	Men's Restroom2-Bldg A	California Accessibility Code	CBC Chap 11B-604.7, 604.9, 609.3	1	\$280	EA	\$280
343	3	219931	1197	COYOTE	RESTROOM	Restroom	Restroom/Bathroom - Water Closet	3	The side grab bar at the water closet is not compliant.	Men's Restroom2-Bldg A	ADA	604.5.1	1	\$355	EA	\$355
344	3	219932	1192	COYOTE	RESTROOM	Restroom	Restroom/Bathroom-Door	3	The accessible door with door closer has a sweep period of less than 5 seconds from 90 degrees to a position 12 degrees from latch.	Men's Restroom2-Bldg A	ADA	404.2.8	1	\$366	EA	\$366
345	3	219933	3050	COYOTE	RESTROOM	Restroom	Restroom/Bathroom-Signage	3	CALIFORNIA: The women's restroom does not have compliant signage at the door.	Women's Restroom2- Bldg A	California Accessibility Code	ADA 703.4.2; CBC 216.2, 703.1, 703.2, 703.5	1	\$110	EA	\$110
346	3	219934	3309	COYOTE	RESTROOM	Restroom	Restroom/Bathroom - Water Closet	3	CALIFORNIA: The toilet paper dispenser is not compliant.	Women's Restroom2- Bldg A	California Accessibility Code	CBC Chap 11B-604.7, 604.9, 609.3	1	\$280	EA	\$280
347	3	219935	1197	COYOTE	RESTROOM	Restroom	Restroom/Bathroom - Water Closet	3	The side grab bar at the water closet is not compliant.	Women's Restroom2- Bldg A	ADA	604.5.1	1	\$355	EA	\$355
348	3	219936	3051	COYOTE	RESTROOM	Restroom	Restroom/Bathroom-Signage	3	CALIFORNIA: The unisex restroom does not have compliant signage at the door.	Unisex Restroom-Bldg A	California Accessibility Code	ADA 703.4.2; CBC 216.2, 703.1, 703.2, 703.5	1	\$110	EA	\$110
349	3	219937	2964	COYOTE	RESTROOM	Restroom	Reach Range	3	CALIFORNIA: Dispensers in restrooms are not located maximum 40" AFF.	Bldg A Lobby	California Accessibility Code	California Building Code Chap 11B-603.5	1	\$115	EA	\$115
350	3	219938	1192	COYOTE	RESTROOM	Restroom	Restroom/Bathroom-Door	3	The accessible door with door closer has a sweep period of less than 5 seconds from 90 degrees to a position 12 degrees from latch.	Unisex Restroom-Bldg A	ADA	404.2.8	1	\$366	EA	\$366

	A	B	C	D	E	F	G	H	I	L	M	N	O	P	Q	T
351	3	219940	3051	COYOTE	RESTROOM	Restroom	Restroom/Bathroom-Signage	3	CALIFORNIA: The unisex restroom does not have compliant signage at the door.	Unisex Restroom-Bldg B	California Accessibility Code	ADA 703.4.2; CBC 216.2, 703.1, 703.2, 703.5	1	\$110	EA	\$110
352	3	219941	1282	COYOTE	RESTROOM	Restroom	Restroom/Bathroom-Mirror	3	The mirror is mounted higher than 40" above finish floor to the bottom of the reflective surface, where it is installed above a lavatory or counter.	Unisex Restroom-Bldg B	ADA	213.3.5; 603.3	1	\$200	EA	\$200
353	3	219942	3309	COYOTE	RESTROOM	Restroom	Restroom/Bathroom - Water Closet	3	CALIFORNIA: The toilet paper dispenser is not compliant.	Unisex Restroom-Bldg B	California Accessibility Code	CBC Chap 11B-604.7, 604.9, 609.3	1	\$280	EA	\$280
354	3	219948	2971	COYOTE	RESTROOM	Restroom	Restroom/Bathroom-Signage	3	CALIFORNIA: The men's restroom does not have compliant signage at the door.	Men's Restroom-Bldg C	California Accessibility Code	ADA 703.4.2; CBC 216.2, 703.1, 703.2, 703.5	1	\$110	EA	\$110
355	3	219949	1197	COYOTE	RESTROOM	Restroom	Restroom/Bathroom - Water Closet	3	The side grab bar at the water closet is not compliant.	Men's Restroom-Bldg C	ADA	604.5.1	1	\$355	EA	\$355
356	3	219950	3309	COYOTE	RESTROOM	Restroom	Restroom/Bathroom - Water Closet	3	CALIFORNIA: The toilet paper dispenser is not compliant.	Men's Restroom-Bldg C	California Accessibility Code	CBC Chap 11B-604.7, 604.9, 609.3	1	\$280	EA	\$280
357	3	219953	3308	COYOTE	RESTROOM	Restroom	Restroom/Bathroom - Roll - In Shower Stall	3	CALIFORNIA: The roll-in shower stall is not compliant.	Men's Restroom-Bldg C	California Accessibility Code	CBC Chap 11B-608.2	1	\$2,250	EA	\$2,250
358	3	219954	3306	COYOTE	RESTROOM	Restroom	Restroom/Bathroom - Roll - In Shower Stall	3	CALIFORNIA: The controls, faucets, and shower spray unit are not compliant.	Men's Restroom-Bldg C	California Accessibility Code	CBC Chap 11B-608.5.2 and 608.6	1	\$650	EA	\$650
359	3	219955	1192	COYOTE	RESTROOM	Restroom	Restroom/Bathroom-Door	3	The accessible door with door closer has a sweep period of less than 5 seconds from 90 degrees to a position 12 degrees from latch.	Men's Restroom-Bldg C	ADA	404.2.8	1	\$366	EA	\$366

	A	B	C	D	E	F	G	H	I	L	M	N	O	P	Q	T
360	3	219956	3050	COYOTE	RESTROOM	Restroom	Restroom/Bathroom-Signage	3	CALIFORNIA: The women's restroom does not have compliant signage at the door.	Women's Restroom- Bldg C	California Accessibility Code	ADA 703.4.2; CBC 216.2, 703.1, 703.2, 703.5	1	\$110	EA	\$110
361	3	219957	1197	COYOTE	RESTROOM	Restroom	Restroom/Bathroom - Water Closet	3	The side grab bar at the water closet is not compliant.	Women's Restroom- Bldg C	ADA	604.5.1	1	\$355	EA	\$355
362	3	219958	3309	COYOTE	RESTROOM	Restroom	Restroom/Bathroom - Water Closet	3	CALIFORNIA: The toilet paper dispenser is not compliant.	Women's Restroom- Bldg C	California Accessibility Code	CBC Chap 11B- 604.7, 604.9, 609.3	1	\$280	EA	\$280
363	3	219959	3306	COYOTE	RESTROOM	Restroom	Restroom/Bathroom - Roll - In Shower Stall	3	CALIFORNIA: The controls, faucets, and shower spray unit are not compliant.	Women's Restroom- Bldg C	California Accessibility Code	CBC Chap 11B- 608.5.2 and 608.6	1	\$650	EA	\$650
364	3	219960	3308	COYOTE	RESTROOM	Restroom	Restroom/Bathroom - Roll - In Shower Stall	3	CALIFORNIA: The roll-in shower stall is not compliant.	Women's Restroom- Bldg C	California Accessibility Code	CBC Chap 11B- 608.2	1	\$2,250	EA	\$2,250
365	3	217732	1922	GOLF SHED	RESTROOM	Restroom	Restroom/Bathroom	3	The entire restroom is not compliant due to limited room dimensions.	Men's Restroom	ADA	603, 604, 606	1	\$12,000	EA	\$12,000
366	3	217994	1922	GOLF SHED	RESTROOM	Restroom	Restroom/Bathroom	3	The entire restroom is not compliant due to limited room dimensions.	Women's Restroom	ADA	603, 604, 606	1	\$12,000	EA	\$12,000
367	3	217740	2134	GYMNASIUM	RESTROOM	Restroom	Restroom/Bathroom - Shower	3	The shower does not have sidewalls or grab bars.	Women's Locker Room	ADA	608.3; 608.3.2; 609	1	\$3,000	EA	\$3,000
368	3	217741	1251	GYMNASIUM	RESTROOM	Restroom	Restroom/Bathroom - Shower	3	The shower spray unit is not compliant.	Women's Locker Room	ADA	608.5.2; 608.6	1	\$650	EA	\$650

	A	B	C	D	E	F	G	H	I	L	M	N	O	P	Q	T
369	3	217744	1251	GYMNASIUM	RESTROOM	Restroom	Restroom/Bathroom - Shower	3	The shower spray unit is not compliant.	Women's Locker Room	ADA	608.5.2; 608.6	1	\$650	EA	\$650
370	3	217750	2058	GYMNASIUM	RESTROOM	Locker and Dressing Rooms	Locker and Dressing Rooms	3	The locker room does not have accessible lockers.	Men's Locker Room	ADA	225.21	8	\$330.24	EA	\$2,642
371	3	219178	3435	HEALTH OCCUPATIONS BLDG	EXTERIOR	Picnic Area	Picnic Table	3	CALIFORNIA: A compliant picnic table is not provided.	Break Room Exterior Patio	California Accessibility Code	ADA 902.2; 902.4; California Building Code Chap 11B-246.6, 306.2, 306.3	1	\$1,300	EA	\$1,300
372	3	219180	3435	HEALTH OCCUPATIONS BLDG	EXTERIOR	Picnic Area	Picnic Table	3	CALIFORNIA: A compliant picnic table is not provided.	Back Patio	California Accessibility Code	ADA 902.2; 902.4; California Building Code Chap 11B-246.6, 306.2, 306.3	1	\$1,300	EA	\$1,300
373	3	219184	1267	HEALTH OCCUPATIONS BLDG	RESTROOM	Restroom	Restroom/Bathroom - Door	3	The force required to open the interior, hinged, non-fire door is more than 5 pounds.	Men's Restroom	ADA	404.2.9	1	\$366	EA	\$366
374	3	219185	2964	HEALTH OCCUPATIONS BLDG	RESTROOM	Restroom	Reach Range	3	CALIFORNIA: Dispensers in restrooms are not located maximum 40" AFF.	Men's Restroom	California Accessibility Code	California Building Code Chap 11B-603.5	2	\$200	EA	\$400
375	3	219186	1216	HEALTH OCCUPATIONS BLDG	RESTROOM	Restroom	Restroom/Bathroom - Urinal	3	The urinal dimensions are not compliant.	Men's Restroom	ADA	605.2	1	\$935	EA	\$935

	A	B	C	D	E	F	G	H	I	L	M	N	O	P	Q	T
376	3	219187	3036	HEALTH OCCUPATIONS BLDG	RESTROOM	Restroom	Restroom/Bathroom - Water Closet	3	CALIFORNIA: The centerline of the toilet in the wheelchair stall or single-user restroom is not 17" minimum to 18" maximum from the sidewall.	Men's Restroom	California Accessibility Code	CBC Chap 11B-604.3	1	\$1,368	EA	\$1,368
377	3	219189	1267	HEALTH OCCUPATIONS BLDG	RESTROOM	Restroom	Restroom/Bathroom - Door	3	The force required to open the interior, hinged, non-fire door is more than 5 pounds.	Women's Restroom	ADA	404.2.9	1	\$366	EA	\$366
378	3	219190	1192	HEALTH OCCUPATIONS BLDG	RESTROOM	Restroom	Restroom/Bathroom - Door	3	The accessible door with door closer has a sweep period of less than 5 seconds from 90 degrees to a position 12 degrees from latch.	Women's Restroom	ADA	404.2.8	1	\$0	EA	\$0
379	3	219191	2964	HEALTH OCCUPATIONS BLDG	RESTROOM	Restroom	Reach Range	3	CALIFORNIA: Dispensers in restrooms are not located maximum 40" AFF.	Women's Restroom	California Accessibility Code	California Building Code Chap 11B-603.5	2	\$200	EA	\$400
380	3	219192	3036	HEALTH OCCUPATIONS BLDG	RESTROOM	Restroom	Restroom/Bathroom - Water Closet	3	CALIFORNIA: The centerline of the toilet in the wheelchair stall or single-user restroom is not 17" minimum to 18" maximum from the sidewall.	Women's Restroom	California Accessibility Code	CBC Chap 11B-604.3	1	\$1,368	EA	\$1,368
381	3	218899	3553	HOLLISTER CENTER	INTERIOR	Interior Access Route	Door	2	CALIFORNIA: The surface of the swinging door within 10" of the finish floor or ground for the full width of the door on the push side is not smooth.	Access to Corridor/Restrooms	State of California	CBC Chap 11B-404.2.10	1	\$200	EA	\$200
382	3	218902	3553	HOLLISTER CENTER	INTERIOR	Interior Access Route	Door	2	CALIFORNIA: The surface of the swinging door within 10" of the finish floor or ground for the full width of the door on the push side is not smooth.	Office #10	State of California	CBC Chap 11B-404.2.10	1	\$200	EA	\$200
383	3	218906	3354	HOLLISTER CENTER	INTERIOR	Common Areas	Service Counter	2	CALIFORNIA: The service counter does not have 36" long section that is 34" maximum above the finished floor that is oriented for a parallel approach, or the service counter does not have a 36" long section that is 34" maximum above the finished floor, with knee and toe clearance oriented for a forward approach.	Lobby	State of California	CBC Chap 11B-306, 904.4	3	\$601.50	LF	\$1,805
384	3	218908	3553	HOLLISTER CENTER	INTERIOR	Interior Access Route	Door	2	CALIFORNIA: The surface of the swinging door within 10" of the finish floor or ground for the full width of the door on the push side is not smooth.	Student Drop-In Lab	State of California	CBC Chap 11B-404.2.10	1	\$200	EA	\$200

	A	B	C	D	E	F	G	H	I	L	M	N	O	P	Q	T
385	3	218910	3553	HOLLISTER CENTER	INTERIOR	Interior Access Route	Door	2	CALIFORNIA: The surface of the swinging door within 10" of the finish floor or ground for the full width of the door on the push side is not smooth.	Counseling Office	State of California	CBC Chap 11B-404.2.10	1	\$200	EA	\$200
386	3	218912	3553	HOLLISTER CENTER	INTERIOR	Interior Access Route	Door	2	CALIFORNIA: The surface of the swinging door within 10" of the finish floor or ground for the full width of the door on the push side is not smooth.	Research Lab	State of California	CBC Chap 11B-404.2.10	1	\$200	EA	\$200
387	3	218914	3553	HOLLISTER CENTER	INTERIOR	Interior Access Route	Door	2	CALIFORNIA: The surface of the swinging door within 10" of the finish floor or ground for the full width of the door on the push side is not smooth.	Staff Office	State of California	CBC Chap 11B-404.2.10	1	\$200	EA	\$200
388	3	218921	2969	HOLLISTER CENTER	INTERIOR	Entrance to Building	Building Entrance - Door	2	CALIFORNIA: The accessible entrance does not have signage with the International Symbol of Accessibility, in the existing building where not all entrances are accessible.	Main Entrance Door	California Accessibility Code	CBC Chap 11B-216.6	1	\$55	EA	\$55
389	3	220498	1102	HOLLISTER CENTER	INTERIOR	Interior Access Route	Signage	2	The interior signage does not have compliant visual and tactile characters, with raised or indented characters or symbols.	Throughout the Building	ADA	703.2; 216.2; 703.3; 703.5	9	\$55	EA	\$495
390	3	220499	2970	HOLLISTER CENTER	INTERIOR	Entrance to Building	Building Entrance-Door	2	CALIFORNIA: The non-accessible entrance does not have signage indicating the location of the nearest accessible entrance, in the existing building where not all entrances are accessible.	Main Entrance Door	California Accessibility Code	CBC Chap 11B-216.6	1	\$55	EA	\$55
391	3	219117	1805	MULTI-PURPOSE BLDG	CLASSROOM	Entrance to Building	Building Entrance - Door	2	The surface of the door within 10 inches of the finish floor or ground for the full width of the door on the push side is not smooth.	Classroom MP114	ADA	404.2.10	1	\$400	EA	\$400
392	3	219155	3553	MULTI-PURPOSE BLDG	CLASSROOM	Interior Access Route	Door	2	CALIFORNIA: The surface of the swinging door within 10" of the finish floor or ground for the full width of the door on the push side is not smooth.	Conference Room	State of California	CBC Chap 11B-404.2.10	1	\$200	EA	\$200
393	3	219141	1805	MULTI-PURPOSE BLDG	INTERIOR	Entrance to Building	Building Entrance - Door	2	The surface of the door within 10 inches of the finish floor or ground for the full width of the door on the push side is not smooth.	Office MP118	ADA	404.2.10	1	\$400	EA	\$400

	A	B	C	D	E	F	G	H	I	L	M	N	O	P	Q	T
394	3	219143	3354	MULTI-PURPOSE BLDG	INTERIOR	Common Areas	Service Counter	2	CALIFORNIA: The service counter does not have a 36" long section that is 34" maximum above finished floor that is oriented for a parallel approach, or the service counter does not have a 36" long section that is 34" maximum above the finished floor, with knee and toe clearance oriented for a forward approach.	Office MP118	State of California	CBC Chap 11B-306, 904.4	3	\$601.50	LF	\$1,805
395	3	219156	3354	MULTI-PURPOSE BLDG	INTERIOR	Common Areas	Service Counter	2	CALIFORNIA: The service counter does not have a 36" long section that is 34" maximum above finished floor that is oriented for a parallel approach, or the service counter does not have a 36" long section that is 34" maximum above the finished floor, with knee and toe clearance oriented for a forward approach.	Office MP116	State of California	CBC Chap 11B-306, 904.4	3	\$601.50	LF	\$1,805
396	3	219157	3553	MULTI-PURPOSE BLDG	INTERIOR	Interior Access Route	Door	2	CALIFORNIA: The surface of the swinging door within 10" of the finish floor or ground for the full width of the door on the push side is not smooth.	Break Room	State of California	CBC Chap 11B-404.2.10	1	\$200	EA	\$200
397	3	219138	2008	MULTI-PURPOSE BLDG	RESTROOM	Restroom	Restroom/Bathroom - Door	2	The swinging door does not have a smooth surface within 10" of the ground measured vertically on the push side extending the full width of the door.	Men's Restroom	ADA	404.2.10	1	\$200	EA	\$200
398	3	217683	2947	MUSIC HALL	EXTERIOR	Exterior Access Route	Stairs	2	CALIFORNIA: The stair handrail extensions are not compliant.	Stairs 2, 3, 4, 5, 6	California Building Code Accessibility Code	Chap 11B-505.10	20	\$163	LF	\$3,260
399	3	219891	1805	SAN MARTIN AVIATION	CLASSROOM	Entrance to Building	Building Entrance - Door	2	The surface of the door within 10 inches of the finish floor or ground for the full width of the door on the push side is not smooth.	Portables-Classroom SM-3 Entrance	ADA	404.2.10	1	\$115	EA	\$115
400	3	219883	1805	SAN MARTIN AVIATION	RESTROOM	Entrance to Building	Building Entrance - Door	2	The surface of the door within 10 inches of the finish floor or ground for the full width of the door on the push side is not smooth.	Portables-Office SM-1	ADA	404.2.10	1	\$115	EA	\$115

	A	B	C	D	E	F	G	H	I	L	M	N	O	P	Q	T
401	3	217903	1713	SOCCER FIELD	EXTERIOR	Soccer Field	Bleacher Seating	2	A wheelchair space is not provided at the bleacher seating for the soccer field.	Soccer field	ADA	221; 802.2; 802.3	5	\$350	EA	\$1,750
402	3	219414	1805	SOCIAL SCIENCE	INTERIOR	Entrance to Building	Building Entrance - Door	2	The surface of the door within 10 inches of the finish floor or ground for the full width of the door on the push side is not smooth.	Auditorium Exterior Doors	ADA	404.2.10	1	\$115	EA	\$115
403	3	217774	1459	SOFTBALL FIELD	EXTERIOR	Employee Work Areas	Work Surface	2	The work surface is not compliant.	SB SCOREKEEPER/PR ESSBOX	ADA	902	1	#####	EA	\$1,031
404	3	220796	1855	STUDENT CENTER/ADMIN	ADMISSIONS	Interior Access Route	Door	2	The surface of the swinging door within 10 inches of the finish floor or ground for the full width of the door on the push side is not smooth.	Admission Building rear door	ADA	404.2.10	2	\$1,000	EA	\$2,000
405	3	220801	1805	STUDENT CENTER/ADMIN	COMMONS	Entrance to Building	Building Entrance-Door	2	The surface of the door within 10 inches of the finish floor or ground for the full width of the door on the push side is not smooth.	Commons Area	ADA	404.2.10	6	\$1,000	EA	\$6,000
406	3	220802	2969	STUDENT CENTER/ADMIN	COMMONS	Entrance to Building	Building Entrance-Door	2	CALIFORNIA: The accessible entrance does not have signage with the International Symbol of Accessibility, in the existing building where not all entrances are accessible.	Commons Area	California Accessibility Code	CBC Chap 11B-216.6	6	\$55	EA	\$330
407	3	220803	2970	STUDENT CENTER/ADMIN	COMMONS	Entrance to Building	Building Entrance-Door	2	CALIFORNIA: The non-accessible entrance does not have signage indicating the location of the nearest accessible entrance, in the existing building where not all entrances are accessible.	Commons Area	California Accessibility Code	CBC Chap 11B-216.6	3	\$55	EA	\$165
408																
409	4	217943	1283	ART	CLASSROOM	Common Areas	Controls And Dispensers	4	Controls and/or dispensers are not within an allowable reach range.	Classroom AR101	ADA	606.1; 308	2	\$115	EA	\$230
410	4	217947	1283	ART	CLASSROOM	Common Areas	Controls And Dispensers	4	Controls and/or dispensers are not within an allowable reach range.	Classroom AR102	ADA	606.1; 308	1	\$200	EA	\$200

	A	B	C	D	E	F	G	H	I	L	M	N	O	P	Q	T
411	4	217955	1283	ART	CLASSROOM	Common Areas	Controls And Dispensers	4	Controls and/or dispensers are not within an allowable reach range.	Classroom AR103	ADA	606.1; 308	1	\$115	EA	\$115
412	4	217956	1283	ART	CLASSROOM	Common Areas	Controls And Dispensers	4	Controls and/or dispensers are not within an allowable reach range.	Classroom AR101	ADA	606.1; 308	2	\$500	EA	\$1,000
413	4	217957	1283	ART	CLASSROOM	Common Areas	Controls And Dispensers	4	Controls and/or dispensers are not within an allowable reach range.	Classroom AR102	ADA	606.1; 308	3	\$500	EA	\$1,500
414	4	217958	1283	ART	CLASSROOM	Common Areas	Controls And Dispensers	4	Controls and/or dispensers are not within an allowable reach range.	Classroom AR103	ADA	606.1; 308	3	\$500	EA	\$1,500
415	4	218443	1283	COMMUNITY DEV. & CAREERS	INTERIOR	Common Areas	Controls And Dispensers	4	Controls and/or dispensers are not within an allowable reach range.	Lobby	ADA	606.1; 308	1	\$200	EA	\$200
416	4	218462	1601	COMMUNITY DEV. & CAREERS	INTERIOR	Kitchen	Kitchen - Appliance Controls	4	Appliance controls cannot be operated with one hand, require tight grasping, pinching, or twisting of the wrist, or require more than 5 pounds force to operate.	Kitchen	ADA	309; 804.6.2	1	\$1,240	EA	\$1,240
417	4	218463	1601	COMMUNITY DEV. & CAREERS	INTERIOR	Kitchen	Kitchen - Appliance Controls	4	Appliance controls cannot be operated with one hand, require tight grasping, pinching, or twisting of the wrist, or require more than 5 pounds force to operate.	Kitchen	ADA	309; 804.6.2	1	\$1,240	EA	\$1,240
418	4	218465	1283	COMMUNITY DEV. & CAREERS	INTERIOR	Common Areas	Controls And Dispensers	4	Controls and/or dispensers are not within an allowable reach range.	Kitchen	ADA	606.1; 308	1	\$1,098	EA	\$1,098
419	4	218478	1601	COMMUNITY DEV. & CAREERS	INTERIOR	Kitchen	Kitchen- Appliance Controls	4	Appliance controls cannot be operated with one hand, require tight grasping, pinching, or twisting of the wrist, or require more than 5 pounds force to operate.	Kitchen- 136	ADA	309; 804.6.2	1	\$0	EA	\$0
420	4	217996	2905	GOLF SHED	EXTERIOR	Accessible Parking	Parking Spaces-General	4	CALIFORNIA: The parking facility does not have facility entrance/ accessible parking signage indicating that accessible parking violators will be towed, or the existing signage is not compliant.	Golf Course Parking	California Accessibility Code	California Building Code Chap 11B-502.8	1	\$280	EA	\$280
421	4	219179	1283	HEALTH OCCUPATIONS BLDG	INTERIOR	Common Areas	Controls And Dispensers	4	Controls and/or dispensers are not within an allowable reach range.	Break Room	ADA	606.1; 308	1	\$1,098	EA	\$1,098
422	4	220502	2291	HOLLISTER CENTER	INTERIOR	Interior Access Route	Signage	3	Means of egress signage is not provided.	Access to Corridor/Restrooms	ADA	216.4, 703.1, 703.4	1	\$55	EA	\$55

	A	B	C	D	E	F	G	H	I	L	M	N	O	P	Q	T
423	4	218872	3050	HOLLISTER CENTER	RESTROOMS	Restroom	Restroom/Bathroom - Signage	3	CALIFORNIA: The women's restroom does not have compliant signage at the door.	Women's Restroom	California Accessibility Code	ADA 703.4.2; CBC 216.2, 703.1, 703.2, 703.5	1	\$110	EA	\$110
424	4	218873	1267	HOLLISTER CENTER	RESTROOMS	Restroom	Restroom/Bathroom - Door	3	The force required to open the interior, hinged, non-fire door is more than 5 pounds.	Women's Restroom	ADA	404.2.9	1	\$366	EA	\$366
425	4	218874	1192	HOLLISTER CENTER	RESTROOMS	Restroom	Restroom/Bathroom - Door	3	The accessible door with door closer has a sweep period of less than 5 seconds from 90 degrees to a position 12 degrees from latch.	Women's Restroom	ADA	404.2.8	1	\$0	EA	\$0
426	4	218875	2978	HOLLISTER CENTER	RESTROOMS	Restroom	Restroom/Bathroom - Lavatory	3	CALIFORNIA: The lavatory does not have the required knee and toe clearance.	Women's Restroom	California Accessibility Code	CBC Chap 11B-306, 606	1	\$720	EA	\$720
427	4	218876	2964	HOLLISTER CENTER	RESTROOMS	Restroom	Controls And Dispensers	3	CALIFORNIA: Dispensers in restrooms are not located maximum 40" AFF.	Women's Restroom	California Accessibility Code	California Building Code Chap 11B-603.5	1	\$200	EA	\$200
428	4	218877	2964	HOLLISTER CENTER	RESTROOMS	Restroom	Controls And Dispensers	3	CALIFORNIA: Dispensers in restrooms are not located maximum 40" AFF.	Women's Restroom	California Accessibility Code	California Building Code Chap 11B-603.5	1	\$200	EA	\$200
429	4	218878	1284	HOLLISTER CENTER	RESTROOMS	Restroom	Controls And Dispensers	3	The height of controls are not compliant.	Women's Restroom	ADA	606.1; 309.3	2	\$200	EA	\$400
430	4	218879	1191	HOLLISTER CENTER	RESTROOMS	Restroom	Restroom/Bathroom - Water Closet	3	The wheelchair stall door is not self closing.	Women's Restroom	ADA	604.8.1.2	1	\$293	EA	\$293
431	4	218880	1214	HOLLISTER CENTER	RESTROOMS	Restroom	Restroom/Bathroom - Toilet Stall	3	The side grab bar is not compliant in the wheelchair stall.	Women's Restroom	ADA	604.5.1; 604.8.1.5	1	\$355	EA	\$355
432	4	218881	3309	HOLLISTER CENTER	RESTROOMS	Restroom	Restroom/Bathroom - Water Closet	3	CALIFORNIA: The toilet paper dispenser is not compliant.	Women's Restroom	California Accessibility Code	CBC Chap 11B-604.7, 604.9, 609.3	1	\$280	EA	\$280
433	4	218882	1202	HOLLISTER CENTER	RESTROOMS	Restroom	Restroom/Bathroom - Water Closet	3	The height of the water closet is not 17" minimum to 19" maximum above finished floor.	Women's Restroom	ADA	604.4	1	\$630	EA	\$630
434	4	218883	1267	HOLLISTER CENTER	RESTROOMS	Restroom	Restroom/Bathroom - Door	3	The force required to open the interior, hinged, non-fire door is more than 5 pounds.	Women's Restroom	ADA	404.2.9	1	\$366	EA	\$366

	A	B	C	D	E	F	G	H	I	L	M	N	O	P	Q	T
435	4	218884	1192	HOLLISTER CENTER	RESTROOMS	Restroom	Restroom/Bathroom - Door	3	The accessible door with door closer has a sweep period of less than 5 seconds from 90 degrees to a position 12 degrees from latch.	Women's Restroom	ADA	404.2.8	1	\$0	EA	\$0
436	4	218885	2971	HOLLISTER CENTER	RESTROOMS	Restroom	Restroom/Bathroom - Signage	3	CALIFORNIA: The men's restroom does not have compliant signage at the door.	Men's Restroom	California Accessibility Code	ADA 703.4.2; CBC 216.2, 703.1, 703.2, 703.5	1	\$110	EA	\$110
437	4	218886	1267	HOLLISTER CENTER	RESTROOMS	Restroom	Restroom/Bathroom - Door	3	The force required to open the interior, hinged, non-fire door is more than 5 pounds.	Men's Restroom	ADA	404.2.9	1	\$366	EA	\$366
438	4	218887	1192	HOLLISTER CENTER	RESTROOMS	Restroom	Restroom/Bathroom - Door	3	The accessible door with door closer has a sweep period of less than 5 seconds from 90 degrees to a position 12 degrees from latch.	Men's Restroom	ADA	404.2.8	1	\$0	EA	\$0
439	4	218888	2978	HOLLISTER CENTER	RESTROOMS	Restroom	Restroom/Bathroom - Lavatory	3	CALIFORNIA: The lavatory does not have the required knee and toe clearance.	Men's Restroom	California Accessibility Code	CBC Chap 11B-306, 606	1	\$720	EA	\$720
440	4	218889	2964	HOLLISTER CENTER	RESTROOMS	Restroom	Controls And Dispensers	3	CALIFORNIA: Dispensers in restrooms are not located maximum 40" AFF.	Men's Restroom	California Accessibility Code	California Building Code Chap 11B-603.5	1	\$200	EA	\$200
441	4	218890	2964	HOLLISTER CENTER	RESTROOMS	Restroom	Controls And Dispensers	3	CALIFORNIA: Dispensers in restrooms are not located maximum 40" AFF.	Men's Restroom	California Accessibility Code	California Building Code Chap 11B-603.5	1	\$200	EA	\$200
442	4	218892	1191	HOLLISTER CENTER	RESTROOMS	Restroom	Restroom/Bathroom - Water Closet	3	The wheelchair stall door is not self closing.	Men's Restroom	ADA	604.8.1.2	1	\$293	EA	\$293
443	4	218893	1214	HOLLISTER CENTER	RESTROOMS	Restroom	Restroom/Bathroom - Toilet Stall	3	The side grab bar is not compliant in the wheelchair stall.	Men's Restroom	ADA	604.5.1; 604.8.1.5	1	\$355	EA	\$355
444	4	218894	1205	HOLLISTER CENTER	RESTROOMS	Restroom	Restroom/Bathroom - Toilet Stall	3	The rear grab bar in the wheelchair stall is not compliant.	Men's Restroom	ADA	604.5.1; 604.8.1.5	1	\$355	EA	\$355
445	4	218895	3309	HOLLISTER CENTER	RESTROOMS	Restroom	Restroom/Bathroom - Water Closet	3	CALIFORNIA: The toilet paper dispenser is not compliant.	Men's Restroom	California Accessibility Code	CBC Chap 11B-604.7, 604.9, 609.3	1	\$280	EA	\$280
446	4	218896	1202	HOLLISTER CENTER	RESTROOMS	Restroom	Restroom/Bathroom - Water Closet	3	The height of the water closet is not 17" minimum to 19" maximum above finished floor.	Men's Restroom	ADA	604.4	1	\$630	EA	\$630

	A	B	C	D	E	F	G	H	I	L	M	N	O	P	Q	T
447	4	218897	1267	HOLLISTER CENTER	RESTROOMS	Restroom	Restroom/Bathroom - Door	3	The force required to open the interior, hinged, non-fire door is more than 5 pounds.	Men's Restroom	ADA	404.2.9	1	\$366	EA	\$366
448	4	218898	1192	HOLLISTER CENTER	RESTROOMS	Restroom	Restroom/Bathroom - Door	3	The accessible door with door closer has a sweep period of less than 5 seconds from 90 degrees to a position 12 degrees from latch.	Men's Restroom	ADA	404.2.8	1	\$0	EA	\$0
449	4	218901	1283	HOLLISTER CENTER	INTERIOR	Common Areas	Controls And Dispensers	4	Controls and/or dispensers are not within an allowable reach range.	Classroom #3	ADA	606.1; 308	2	\$500	EA	\$1,000
450	4	218904	1283	HOLLISTER CENTER	INTERIOR	Common Areas	Controls And Dispensers	4	Controls and/or dispensers are not within an allowable reach range.	Classroom #2	ADA	606.1; 308	1	\$500	EA	\$500
451	4	218916	1283	HOLLISTER CENTER	INTERIOR	Common Areas	Controls And Dispensers	4	Controls and/or dispensers are not within an allowable reach range.	Classroom #5	ADA	606.1; 308	1	\$500	EA	\$500
452	4	218918	1283	HOLLISTER CENTER	INTERIOR	Common Areas	Controls And Dispensers	4	Controls and/or dispensers are not within an allowable reach range.	Classroom #1	ADA	606.1; 308	1	\$500	EA	\$500
453	4	218363	1192	HUMANITIES	RESTROOM	Restroom	Restroom/Bathroom - Door	3	The accessible door with door closer has a sweep period of less than 5 seconds from 90 degrees to a position 12 degrees from latch.	Unisex Restroom #1	ADA	404.2.8	1	\$366	EA	\$366
454	4	218364	2964	HUMANITIES	RESTROOM	Restroom	Reach Range	3	CALIFORNIA: Dispensers in restrooms are not located maximum 40" AFF.	Unisex Restroom #2	California Accessibility Code	Califorina Building Code Chap 11B-603.5	1	\$200	EA	\$200
455	4	218365	3309	HUMANITIES	RESTROOM	Restroom	Restroom/Bathroom - Water Closet	3	CALIFORNIA: The toilet paper dispenser is not compliant.	Unisex Restroom #2	California Accessibility Code	CBC Chap 11B-604.7, 604.9, 609.3	1	\$280	EA	\$280
456	4	218368	1192	HUMANITIES	RESTROOM	Restroom	Restroom/Bathroom - Door	3	The accessible door with door closer has a sweep period of less than 5 seconds from 90 degrees to a position 12 degrees from latch.	Unisex Restroom #2	ADA	404.2.8	1	\$366	EA	\$366
457	4	219122	2971	MULTI-PURPOSE BLDG	RESTROOM	Restroom	Restroom/Bathroom - Signage	3	CALIFORNIA: The men's restroom does not have compliant signage at the door.	Men's Restroom	California Accessibility Code	ADA 703.4.2; CBC 216.2, 703.1, 703.2, 703.5	1	\$110	EA	\$110

	A	B	C	D	E	F	G	H	I	L	M	N	O	P	Q	T
458	4	219123	3050	MULTI-PURPOSE BLDG	RESTROOM	Restroom	Restroom/Bathroom - Signage	3	CALIFORNIA: The women's restroom does not have compliant signage at the door.	Women's Restroom	California Accessibility Code	ADA 703.4.2; CBC 216.2, 703.1, 703.2, 703.5	1	\$110	EA	\$110
459	4	219126	1261	MULTI-PURPOSE BLDG	RESTROOM	Restroom	Restroom/Bathroom - Door	3	The pull side of the accessible door does not have the required maneuvering clearances.	Men's Restroom	ADA	404.2; Table 404.2.4.1	1	\$0	EA	\$0
460	4	219128	1282	MULTI-PURPOSE BLDG	RESTROOM	Restroom	Restroom/Bathroom - Mirror	3	The mirror is mounted higher than 40" above finish floor to the bottom of the reflective surface, where it is installed above a lavatory or counter.	Men's Restroom	ADA	213.3.5; 603.3	1	\$200	EA	\$200
461	4	219129	2964	MULTI-PURPOSE BLDG	RESTROOM	Restroom	Controls And Dispensers	3	CALIFORNIA: Dispensers in restrooms are not located maximum 40" AFF.	Men's Restroom	California Accessibility Code	California Building Code Chap 11B-603.5	1	\$200	EA	\$200
462	4	219130	1191	MULTI-PURPOSE BLDG	RESTROOM	Restroom	Restroom/Bathroom - Water Closet	3	The wheelchair stall door is not self closing.	Men's Restroom	ADA	604.8.1.2	1	\$293	EA	\$293
463	4	219131	1214	MULTI-PURPOSE BLDG	RESTROOM	Restroom	Restroom/Bathroom - Toilet Stall	3	The side grab bar is not compliant in the wheelchair stall.	Men's Restroom	ADA	604.5.1; 604.8.1.5	1	\$355	EA	\$355
464	4	219132	3309	MULTI-PURPOSE BLDG	RESTROOM	Restroom	Restroom/Bathroom - Water Closet	3	CALIFORNIA: The toilet paper dispenser is not compliant.	Men's Restroom	California Accessibility Code	CBC Chap 11B-604.7, 604.9, 609.3	1	\$280	EA	\$280
465	4	219133	1282	MULTI-PURPOSE BLDG	RESTROOM	Restroom	Restroom/Bathroom - Mirror	3	The mirror is mounted higher than 40" above finish floor to the bottom of the reflective surface, where it is installed above a lavatory or counter.	Women's Restroom	ADA	213.3.5; 603.3	1	\$200	EA	\$200
466	4	219134	1191	MULTI-PURPOSE BLDG	RESTROOM	Restroom	Restroom/Bathroom - Water Closet	3	The wheelchair stall door is not self closing.	Women's Restroom	ADA	604.8.1.2	1	\$293	EA	\$293
467	4	219135	1214	MULTI-PURPOSE BLDG	RESTROOM	Restroom	Restroom/Bathroom - Toilet Stall	3	The side grab bar is not compliant in the wheelchair stall.	Women's Restroom	ADA	604.5.1; 604.8.1.5	1	\$355	EA	\$355
468	4	219136	2964	MULTI-PURPOSE BLDG	RESTROOM	Restroom	Controls And Dispensers	3	CALIFORNIA: Dispensers in restrooms are not located maximum 40" AFF.	Women's Restroom	California Accessibility Code	California Building Code Chap 11B-603.5	1	\$200	EA	\$200

	A	B	C	D	E	F	G	H	I	L	M	N	O	P	Q	T
469	4	219137	2964	MULTI-PURPOSE BLDG	RESTROOM	Restroom	Controls And Dispensers	3	CALIFORNIA: Dispensers in restrooms are not located maximum 40" AFF.	Women's Restroom	California Accessibility Code	Califorina Building Code Chap 11B-603.5	1	\$200	EA	\$200
470	4	219139	2971	MULTI-PURPOSE BLDG	RESTROOM	Restroom	Restroom/Bathroom-Signage	3	CALIFORNIA: The men's restroom does not have compliant signage at the door.	Men's Restroom	California Accessibility Code	ADA 703.4.2; CBC 216.2, 703.1, 703.2, 703.5	1	\$110	EA	\$110
471	4	219145	3036	MULTI-PURPOSE BLDG	RESTROOM	Restroom	Restroom/Bathroom - Water Closet	3	CALIFORNIA: The centerline of the toilet in the wheelchair stall or single-user restroom is not 17" minimum to 18" maximum from the sidewall.	Unisex Restroom-Staff#1	California Accessibility Code	CBC Chap 11B-604.3	1	\$1,368	EA	\$1,368
472	4	219146	2978	MULTI-PURPOSE BLDG	RESTROOM	Restroom	Restroom/Bathroom - Lavatory	3	CALIFORNIA: The lavatory does not have the required knee and toe clearance.	Unisex Restroom-Staff#1	California Accessibility Code	CBC Chap 11B-306, 606	1	\$720	EA	\$720
473	4	219147	3308	MULTI-PURPOSE BLDG	RESTROOM	Restroom	Restroom/Bathroom - Roll - In Shower Stall	3	CALIFORNIA: The roll-in shower stall is not compliant.	Unisex Restroom-Staff#1	California Accessibility Code	CBC Chap 11B-608.2	1	\$2,250	EA	\$2,250
474	4	219148	1214	MULTI-PURPOSE BLDG	RESTROOM	Restroom	Restroom/Bathroom - Toilet Stall	3	The side grab bar is not compliant in the wheelchair stall.	Unisex Restroom-Staff#1	ADA	604.5.1; 604.8.1.5	1	\$355	EA	\$355
475	4	219149	3309	MULTI-PURPOSE BLDG	RESTROOM	Restroom	Restroom/Bathroom - Water Closet	3	CALIFORNIA: The toilet paper dispenser is not compliant.	Unisex Restroom-Staff#1	California Accessibility Code	CBC Chap 11B-604.7, 604.9, 609.3	1	\$280	EA	\$280
476	4	219150	2964	MULTI-PURPOSE BLDG	RESTROOM	Restroom	Controls And Dispensers	3	CALIFORNIA: Dispensers in restrooms are not located maximum 40" AFF.	Unisex Restroom-Staff#1	California Accessibility Code	Califorina Building Code Chap 11B-603.5	2	\$200	EA	\$400
477	4	219151	2964	MULTI-PURPOSE BLDG	RESTROOM	Restroom	Controls And Dispensers	3	CALIFORNIA: Dispensers in restrooms are not located maximum 40" AFF.	Unisex Restroom-Staff#2	California Accessibility Code	Califorina Building Code Chap 11B-603.5	2	\$200	EA	\$400
478	4	219152	1214	MULTI-PURPOSE BLDG	RESTROOM	Restroom	Restroom/Bathroom - Toilet Stall	3	The side grab bar is not compliant in the wheelchair stall.	Unisex Restroom-Staff#2	ADA	604.5.1; 604.8.1.5	1	\$355	EA	\$355

	A	B	C	D	E	F	G	H	I	L	M	N	O	P	Q	T
479	4	219153	3309	MULTI-PURPOSE BLDG	RESTROOM	Restroom	Restroom/Bathroom-Water Closet	3	CALIFORNIA: The toilet paper dispenser is not compliant.	Unisex Restroom-Staff#2	California Accessibility Code	CBC Chap 11B-604.7, 604.9, 609.3	1	\$280	EA	\$280
480	4	219154	3308	MULTI-PURPOSE BLDG	RESTROOM	Restroom	Restroom/Bathroom - Roll - In Shower Stall	3	CALIFORNIA: The roll-in shower stall is not compliant.	Unisex Restroom-Staff#2	California Accessibility Code	CBC Chap 11B-608.2	1	\$2,250	EA	\$2,250
481	4	219454	3308	MULTI-PURPOSE BLDG	RESTROOM	Restroom	Restroom/Bathroom-Roll-In Shower Stall	3	CALIFORNIA: The roll-in shower stall is not compliant.	Women's Restroom	California Accessibility Code	CBC Chap 11B-608.2	1	\$2,250	EA	\$2,250
482	4	219119	1283	MULTI-PURPOSE BLDG	CLASSROOM	Common Areas	Controls And Dispensers	4	Controls and/or dispensers are not within an allowable reach range.	Classroom MP114	ADA	606.1; 308	1	\$200	EA	\$200
483	4	219120	1283	MULTI-PURPOSE BLDG	CLASSROOM	Common Areas	Controls And Dispensers	4	Controls and/or dispensers are not within an allowable reach range.	Classroom MP114	ADA	606.1; 308	1	\$200	EA	\$200
484	4	219121	1283	MULTI-PURPOSE BLDG	CLASSROOM	Common Areas	Controls And Dispensers	4	Controls and/or dispensers are not within an allowable reach range.	Classroom MP114	ADA	606.1; 308	2	\$200	EA	\$400
485	4	219144	1283	MULTI-PURPOSE BLDG	INTERIOR	Common Areas	Controls And Dispensers	4	Controls and/or dispensers are not within an allowable reach range.	Office MP118	ADA	606.1; 308	1	\$200	EA	\$200
486	4	219159	1604	MULTI-PURPOSE BLDG	INTERIOR	Kitchen	Kitchen - Appliance Controls	4	The location of the controls requires reaching across burners.	Break Room	ADA	804.6.4; 804.6.5.3	1	\$759	EA	\$759
487	4	219873	1223	SAN MARTIN AVIATION	INTERIOR	Common Areas	Restroom/Bathroom - Lavatory	3	Pipes are not insulated.	Hanger	ADA	606.5	1	\$65	EA	\$65
488	4	219874	1223	SAN MARTIN AVIATION	INTERIOR	Common Areas	Restroom/Bathroom - Lavatory	3	Pipes are not insulated.	Hanger	ADA	606.5	1	\$65	EA	\$65
489	4	219898	1192	SAN MARTIN AVIATION	RESTROOM	Restroom	Restroom/Bathroom - Door	3	The accessible door with door closer has a sweep period of less than 5 seconds from 90 degrees to a position 12 degrees from latch.	Portables-Men's Restroom	ADA	404.2.8	1	\$366	EA	\$366
490	4	219900	2964	SAN MARTIN AVIATION	RESTROOM	Restroom	Controls And Dispensers	3	CALIFORNIA: Dispensers in restrooms are not located maximum 40" AFF.	Portables-Men's Restroom	California Accessibility Code	California Building Code Chap 11B-603.5	1	\$200	EA	\$200
491	4	219901	1282	SAN MARTIN AVIATION	RESTROOM	Restroom	Restroom/Bathroom-Mirror	3	The mirror is mounted higher than 40" above finish floor to the bottom of the reflective surface, where it is installed above a lavatory or counter.	Portables-Men's Restroom	ADA	213.3.5; 603.3	1	\$200	EA	\$200
492	4	219902	1191	SAN MARTIN AVIATION	RESTROOM	Restroom	Restroom/Bathroom-Door	3	The wheelchair stall door is not self closing.	Portables-Men's Restroom	ADA	604.8.1.2	1	\$293	EA	\$293

	A	B	C	D	E	F	G	H	I	L	M	N	O	P	Q	T
493	4	219903	2964	SAN MARTIN AVIATION	RESTROOM	Restroom	Controls And Dispensers	3	CALIFORNIA: Dispensers in restrooms are not located maximum 40" AFF.	Portables-Men's Restroom	California Accessibility Code	California Building Code Chap 11B-603.5	1	\$200	EA	\$200
494	4	219904	1216	SAN MARTIN AVIATION	RESTROOM	Restroom	Restroom/Bathroom - Urinal	3	The urinal dimensions are not compliant.	Portables-Men's Restroom	ADA	605.2	1	\$935	EA	\$935
495	4	219905	2964	SAN MARTIN AVIATION	RESTROOM	Restroom	Controls And Dispensers	3	CALIFORNIA: Dispensers in restrooms are not located maximum 40" AFF.	Portables-Men's Restroom	California Accessibility Code	California Building Code Chap 11B-603.5	1	\$200	EA	\$200
496	4	219906	1192	SAN MARTIN AVIATION	RESTROOM	Restroom	Restroom/Bathroom - Door	3	The accessible door with door closer has a sweep period of less than 5 seconds from 90 degrees to a position 12 degrees from latch.	Portables-Women's Restroom	ADA	404.2.8	1	\$366	EA	\$366
497	4	219908	2964	SAN MARTIN AVIATION	RESTROOM	Restroom	Controls And Dispensers	3	CALIFORNIA: Dispensers in restrooms are not located maximum 40" AFF.	Portables-Women's Restroom	California Accessibility Code	California Building Code Chap 11B-603.5	1	\$200	EA	\$200
498	4	219909	1197	SAN MARTIN AVIATION	RESTROOM	Restroom	Restroom/Bathroom - Water Closet	3	The side grab bar at the water closet is not compliant.	Portables-Women's Restroom	ADA	604.5.1	1	\$355	EA	\$355
499	4	219910	2964	SAN MARTIN AVIATION	RESTROOM	Restroom	Controls And Dispensers	3	CALIFORNIA: Dispensers in restrooms are not located maximum 40" AFF.	Portables-Women's Restroom	California Accessibility Code	California Building Code Chap 11B-603.5	1	\$200	EA	\$200
500	4	219911	1282	SAN MARTIN AVIATION	RESTROOM	Restroom	Restroom/Bathroom-Mirror	3	The mirror is mounted higher than 40" above finish floor to the bottom of the reflective surface, where it is installed above a lavatory or counter.	Portables-Women's Restroom	ADA	213.3.5; 603.3	1	\$200	EA	\$200
501	4	219912	2964	SAN MARTIN AVIATION	RESTROOM	Restroom	Controls And Dispensers	3	CALIFORNIA: Dispensers in restrooms are not located maximum 40" AFF.	Portables-Women's Restroom	California Accessibility Code	California Building Code Chap 11B-603.5	1	\$500	EA	\$500
502	4	219913	1197	SAN MARTIN AVIATION	RESTROOM	Restroom	Restroom/Bathroom - Water Closet	3	The side grab bar at the water closet is not compliant.	Portables-Men's Restroom	ADA	604.5.1	1	\$355	EA	\$355

	A	B	C	D	E	F	G	H	I	L	M	N	O	P	Q	T
503	4	219888	1283	SAN MARTIN AVIATION	CLASSROOM	Common Areas	Controls And Dispensers	4	Controls and/or dispensers are not within an allowable reach range.	Portables-Classroom SM-2	ADA	606.1; 308	1	\$200	EA	\$200
504	4	219892	1283	SAN MARTIN AVIATION	CLASSROOM	Common Areas	Controls And Dispensers	4	Controls and/or dispensers are not within an allowable reach range.	Portables-Classroom SM-3	ADA	606.1; 308	1	\$1,098	EA	\$1,098
505	4	219893	1283	SAN MARTIN AVIATION	CLASSROOM	Common Areas	Controls And Dispensers	4	Controls and/or dispensers are not within an allowable reach range.	Portables-Classroom SM-3	ADA	606.1; 308	3	\$200	EA	\$600
506	4	219872	1283	SAN MARTIN AVIATION	INTERIOR	Common Areas	Controls And Dispensers	4	Controls and/or dispensers are not within an allowable reach range.	Hanger	ADA	606.1; 308	1	\$1,098	EA	\$1,098
507	4	219875	1283	SAN MARTIN AVIATION	INTERIOR	Common Areas	Controls And Dispensers	4	Controls and/or dispensers are not within an allowable reach range.	Hanger	ADA	606.1; 308	1	\$200	EA	\$200
508	4	219441	2965	SOCIAL SCIENCE	INTERIOR	Interior Access Route	Elevator	3	CALIFORNIA: A tactile, raised star minimum 2" high is not provided to the left of the floor designation on both jambs at the main elevator entry level OR existing stars are not compliant.	Elevator	California Accessibility Code	California Building Code Chap 11B-407.2.3.1	1	\$280	EA	\$280
509	4	219401	1192	SOCIAL SCIENCE	RESTROOM	Restroom	Restroom/Bathroom - Door	3	The accessible door with door closer has a sweep period of less than 5 seconds from 90 degrees to a position 12 degrees from latch.	Men's Restroom	ADA	404.2.8	1	\$0	EA	\$0
510	4	219402	2964	SOCIAL SCIENCE	RESTROOM	Restroom	Controls And Dispensers	3	CALIFORNIA: Dispensers in restrooms are not located maximum 40" AFF.	Men's Restroom	California Accessibility Code	California Building Code Chap 11B-603.5	1	\$200	EA	\$200
511	4	219403	2964	SOCIAL SCIENCE	RESTROOM	Restroom	Controls And Dispensers	3	CALIFORNIA: Dispensers in restrooms are not located maximum 40" AFF.	Men's Restroom	California Accessibility Code	California Building Code Chap 11B-603.5	1	\$200	EA	\$200
512	4	219404	2964	SOCIAL SCIENCE	RESTROOM	Restroom	Controls And Dispensers	3	CALIFORNIA: Dispensers in restrooms are not located maximum 40" AFF.	Men's Restroom	California Accessibility Code	California Building Code Chap 11B-603.5	1	\$508	EA	\$508
513	4	219407	1192	SOCIAL SCIENCE	RESTROOM	Restroom	Restroom/Bathroom - Door	3	The accessible door with door closer has a sweep period of less than 5 seconds from 90 degrees to a position 12 degrees from latch.	Women's Restroom	ADA	404.2.8	1	\$0	EA	\$0

	A	B	C	D	E	F	G	H	I	L	M	N	O	P	Q	T
514	4	219408	2964	SOCIAL SCIENCE	RESTROOM	Restroom	Controls And Dispensers	3	CALIFORNIA: Dispensers in restrooms are not located maximum 40" AFF.	Women's Restroom	California Accessibility Code	California Building Code Chap 11B-603.5	1	\$200	EA	\$200
515	4	219409	2964	SOCIAL SCIENCE	RESTROOM	Restroom	Controls And Dispensers	3	CALIFORNIA: Dispensers in restrooms are not located maximum 40" AFF.	Women's Restroom	California Accessibility Code	California Building Code Chap 11B-603.5	1	\$200	EA	\$200
516	4	219410	2964	SOCIAL SCIENCE	RESTROOM	Restroom	Controls And Dispensers	3	CALIFORNIA: Dispensers in restrooms are not located maximum 40" AFF.	Women's Restroom	California Accessibility Code	California Building Code Chap 11B-603.5	1	\$500	EA	\$500
517	4	219427	1192	SOCIAL SCIENCE	RESTROOM	Restroom	Restroom/Bathroom - Door	3	The accessible door with door closer has a sweep period of less than 5 seconds from 90 degrees to a position 12 degrees from latch.	Lower Level Unisex Restroom	ADA	404.2.8	1	\$0	EA	\$0
518	4	219429	2964	SOCIAL SCIENCE	RESTROOM	Restroom	Controls And Dispensers	3	CALIFORNIA: Dispensers in restrooms are not located maximum 40" AFF.	Lower Level Unisex Restroom	California Accessibility Code	California Building Code Chap 11B-603.5	1	\$200	EA	\$200
519	4	217703	1267	SOFTBALL FIELD	EXTERIOR	Restroom	Restroom/Bathroom - Door	3	The force required to open the interior, hinged, non-fire door is more than 5 pounds.	Women's Restroom	ADA	404.2.9	1	\$366	EA	\$366
520	4	217704	1266	SOFTBALL FIELD	EXTERIOR	Restroom	Restroom/Bathroom - Door	3	The accessible door with door closer has a sweep period of less than 5 seconds from 90 degrees to a position 12 degrees from latch.	Men's & Women's Exterior Restrooms	ADA	404.2.8	2	\$366	EA	\$732
521	4	217705	1212	SOFTBALL FIELD	EXTERIOR	Restroom	Restroom/Bathroom - Toilet Stall	3	The wheelchair stall door is not compliant.	Men's & Women's Exterior Restrooms	ADA	309, 404.2.7, 604.8.1.2	2	\$500	EA	\$1,000

	A	B	C	D	E	F	G	H	I	L	M	N	O	P	Q	T
522	4	217706	1282	SOFTBALL FIELD	EXTERIOR	Restroom	Restroom/Bathroom - Mirror	3	The mirror is mounted higher than 40" above finish floor to the bottom of the reflective surface, where it is installed above a lavatory or counter.	Men's & Women's Exterior Restroom	ADA	213.3.5; 603.3	2	\$200	EA	\$400
523	4	220788	1285	STUDENT CENTER/ADMIN	ADMISSIONS	Restroom	Controls And Dispensers	3	Controls on dispensers are not compliant.	Staff Restroom	ADA	606.1; 309.4	1	\$200	EA	\$200
524	4	220789	3431	STUDENT CENTER/ADMIN	ADMISSIONS	Interior Access Route	Drinking Fountain/Water Cooler	3	CALIFORNIA: The minimum number of drinking fountains is not provided.	Admissions	California Accessibility Code	California Building Code Chap 11B-211, 602	1	\$8,000	EA	\$8,000
525	4	220790	3266	STUDENT CENTER/ADMIN	ADMISSIONS	Restroom	Restroom/Bathroom - Toilet Stall	3	A wheelchair stall is not provided in a multi-user restroom.	Admissions Men's and Women's Restroom	ADA	309, 404.2.7, 604.5.1, 604.6, 604.7, 604.8.1.1, 604.8.1.2, 604.8.1.5, 604.9, 609.3	2	\$2,750	EA	\$5,500
526	4	220791	1282	STUDENT CENTER/ADMIN	ADMISSIONS	Restroom	Restroom/Bathroom - Mirror	3	The mirror is mounted higher than 40" above finish floor to the bottom of the reflective surface, where it is installed above a lavatory or counter.	Admissions Men's and Women's Restroom	ADA	213.3.5; 603.3	2	\$200	EA	\$400
527	4	220794	2964	STUDENT CENTER/ADMIN	ADMISSIONS	Restroom	Controls And Dispensers	3	CALIFORNIA: Dispensers in restrooms are not located maximum 40" AFF.	Admissions Men's and Women's Restroom	California Accessibility Code	California Building Code Chap 11B-603.5	2	\$115	EA	\$230
528	4	220774	1282	STUDENT CENTER/ADMIN	COMMONS	Restroom	Restroom/Bathroom - Mirror	3	The mirror is mounted higher than 40" above finish floor to the bottom of the reflective surface, where it is installed above a lavatory or counter.	Commons Men's Restroom	ADA	213.3.5; 603.3	1	\$200	EA	\$200
529	4	220775	1197	STUDENT CENTER/ADMIN	COMMONS	Restroom	Restroom/Bathroom - Water Closet	3	The side grab bar at the water closet is not compliant.	Commons Men's and Women's Restroom	ADA	604.5.1	2	\$355	EA	\$710

	A	B	C	D	E	F	G	H	I	L	M	N	O	P	Q	T
530	4	220776	2971	STUDENT CENTER/ADMIN	COMMONS	Restroom	Restroom/Bathroom - Signage	3	CALIFORNIA: The men's restroom does not have compliant signage at the door.	Commons Men's Restroom	California Accessibility Code	ADA 703.4.2; CBC 216.2, 703.1, 703.2, 703.5	2	\$110	EA	\$220
531	4	220777	1277	STUDENT CENTER/ADMIN	COMMONS	Restroom	Restroom/Bathroom - Lavatory	3	The lavatory is mounted higher than 34" to the higher of the rim or counter.	Commons Women's Restroom	ADA	606.2 and 606.3	1	\$720	EA	\$720
532	4	220778	1282	STUDENT CENTER/ADMIN	COMMONS	Restroom	Restroom/Bathroom - Mirror	3	The mirror is mounted higher than 40" above finish floor to the bottom of the reflective surface, where it is installed above a lavatory or counter.	Commons Women's Restroom	ADA	213.3.5; 603.3	1	\$200	EA	\$200
533	4	220779	1208	STUDENT CENTER/ADMIN	COMMONS	Restroom	Restroom/Bathroom - Toilet Stall	3	The wheelchair stall with a wall mounted water closet, in a multi-stall restroom, is less than 60" wide and 56" deep.	Commons Women's Restroom	ADA	604.8.1.1	1	\$1,368	EA	\$1,368
534	4	220780	1212	STUDENT CENTER/ADMIN	COMMONS	Restroom	Restroom/Bathroom - Toilet Stall	3	The wheelchair stall door is not compliant.	Commons Women's Restroom	ADA	309, 404.2.7, 604.8.1.2	1	\$500	EA	\$500
535	4	220783	1270	STUDENT CENTER/ADMIN	CONFERENCE ROOM	Restroom	Restroom/Bathroom - Water Closet	3	The water closet in a single user / unisex restroom does not have the required clearance.	Conference Room Men's and Women's Restroom	ADA	604	2	\$1,368	EA	\$2,736
536	4	220784	1197	STUDENT CENTER/ADMIN	CONFERENCE ROOM	Restroom	Restroom/Bathroom - Water Closet	3	The side grab bar at the water closet is not compliant.	Conference Room Men's and Women's Restroom	ADA	604.5.1	2	\$355	EA	\$710
537	4	220785	3309	STUDENT CENTER/ADMIN	CONFERENCE ROOM	Restroom	Restroom/Bathroom - Water Closet	3	CALIFORNIA: The toilet paper dispenser is not compliant.	Conference Room Men's and Women's Restroom	California Accessibility Code	CBC Chap 11B- 604.7, 604.9, 609.3	2	\$280	EA	\$560
538	4	220786	1282	STUDENT CENTER/ADMIN	CONFERENCE ROOM	Restroom	Restroom/Bathroom - Mirror	3	The mirror is mounted higher than 40" above finish floor to the bottom of the reflective surface, where it is installed above a lavatory or counter.	Conference Room Men's and Women's Restroom	ADA	213.3.5; 603.3	2	\$200	EA	\$400
539	4	220787	2964	STUDENT CENTER/ADMIN	CONFERENCE ROOM	Restroom	Controls And Dispensers	3	CALIFORNIA: Dispensers in restrooms are not located maximum 40" AFF.	Conference Room Men's and Women's Restroom	California Accessibility Code	Califorina Building Code Chap 11B- 603.5	1	\$93	EA	\$93

	A	B	C	D	E	F	G	H	I	L	M	N	O	P	Q	T
540	4	217914	1753	TENNIS COURTS	EXTERIOR	Signage	Exterior Accessible Route - Signage	4	Signage directing pedestrians to the nearest accessible building entrance on an accessible route is not present.	Tennis Courts	ADA	302, 503.4	1	\$280	EA	\$280
541																
542	5	220486	3401	SITE (Internal Paths)	GENERAL CIRCULATION	Amenity Not Evaluated	Amenity Not Evaluated	0	The amenity cannot be accessed and, therefore, cannot be evaluated.	Between SS Building and Parking Lot D	ADA	None	1	\$0	EA	\$0
543	5	217861	2968	SITE (Internal Paths)	GENERAL CIRCULATION	Exterior Access Route	Exterior Accessible Route	1	CALIFORNIA: The exterior accessible route has slopes in excess of maximum 1:20 (5%) running slope and/or maximum 1:48 (2.08)% cross slope.	Route from Gymnasium to Bridge	California Accessibility Code	California Building Code Chap 11B-403.3, 403.5	120	\$19.82	SF	\$2,378
544	5	217886	2968	SITE (Internal Paths)	GENERAL CIRCULATION	Exterior Access Route	Exterior Accessible Route	1	CALIFORNIA: The exterior accessible route has slopes in excess of maximum 1:20 (5%) running slope and/or maximum 1:48 (2.08)% cross slope.	Route from Gavilan College Loop to East Side of Campus	California Accessibility Code	California Building Code Chap 11B-403.3, 403.5	600	\$19.82	SF	\$11,892
545	5	217887	2968	SITE (Internal Paths)	GENERAL CIRCULATION	Exterior Access Route	Exterior Accessible Route	1	CALIFORNIA: The exterior accessible route has slopes in excess of maximum 1:20 (5%) running slope and/or maximum 1:48 (2.08)% cross slope.	Route from Gavilan College Loop to East Side of Campus	California Accessibility Code	California Building Code Chap 11B-403.3, 403.5	600	\$19.82	SF	\$11,892
546	5	217889	2968	SITE (Internal Paths)	GENERAL CIRCULATION	Exterior Access Route	Exterior Accessible Route	1	CALIFORNIA: The exterior accessible route has slopes in excess of maximum 1:20 (5%) running slope and/or maximum 1:48 (2.08)% cross slope.	Route from Gavilan College Loop to East Side of Campus	California Accessibility Code	California Building Code Chap 11B-403.3, 403.5	400	\$19.82	SF	\$7,928
547	5	217895	2968	SITE (Internal Paths)	GENERAL CIRCULATION	Exterior Access Route	Exterior Accessible Route	1	CALIFORNIA: The exterior accessible route has slopes in excess of maximum 1:20 (5%) running slope and/or maximum 1:48 (2.08)% cross slope.	Route to Accessible Parking and Portable Trailer Classrooms	California Accessibility Code	California Building Code Chap 11B-403.3, 403.5	175	\$19.82	SF	\$3,469

	A	B	C	D	E	F	G	H	I	L	M	N	O	P	Q	T
548	5	217905	3295	SITE (Internal Paths)	GENERAL CIRCULATION	Exterior Access Route	Exterior Accessible Route	1	CALIFORNIA: The exterior accessible route has an unstable surface.	Soccer field	California Accessibility Code	California Building Code Chap 11B-246.7, 403.5.1	375	\$8.96	SF	\$3,360
549	5	218089	3246	SITE (Internal Paths)	GENERAL CIRCULATION	Exterior Access Route	Ramp	1	CALIFORNIA: The exterior ramp railings are not compliant.	Theater	California Accessibility Code	California Building Code Chap 11B-403.5.1,505	60	\$163	LF	\$9,780
550	5	218095	1791	SITE (Internal Paths)	GENERAL CIRCULATION	Exterior Access Route	Exterior Accessible Route	1	The walkway does not have a compliant turning space at a change of direction.	Theater	ADA	403.5.2	49	\$10	SF	\$490
551	5	220397	2968	SITE (Internal Paths)	GENERAL CIRCULATION	Exterior Access Route	Exterior Accessible Route	1	CALIFORNIA: The exterior accessible route has slopes in excess of maximum 1:20 (5%) running slope and/or maximum 1:48 (2.08)% cross slope.	Between CD and HOB	California Accessibility Code	California Building Code Chap 11B-403.3, 403.5	175	\$19.82	SF	\$3,469
552	5	220400	2924	SITE (Internal Paths)	GENERAL CIRCULATION	Exterior Access Route	Ramp	1	CALIFORNIA: The ramp has running slopes and/or rises in excess of 1:12.	Child Development Center (CD)	California Accessibility Code	California Building Code Chap 11B-405	30	\$662	LF	\$19,860
553	5	220402	2924	SITE (Internal Paths)	GENERAL CIRCULATION	Exterior Access Route	Ramp	1	CALIFORNIA: The ramp has running slopes and/or rises in excess of 1:12.	Health Occupations Building (HOB)	California Accessibility Code	California Building Code Chap 11B-405	30	\$662	LF	\$19,860
554	5	220403	3291	SITE (Internal Paths)	GENERAL CIRCULATION	Exterior Access Route	Exterior Accessible Route	1	CALIFORNIA: The slopes of the exterior accessible route are not compliant.	Accessible route east of Library	California Accessibility Code	California Building Code Chap 11B-403.5.1	720	\$19.82	SF	\$14,270

	A	B	C	D	E	F	G	H	I	L	M	N	O	P	Q	T
555	5	220404	3291	SITE (Internal Paths)	GENERAL CIRCULATION	Exterior Access Route	Exterior Accessible Route	1	CALIFORNIA: The slopes of the exterior accessible route are not compliant.	Accessible route south of Library	California Accessibility Code	California Building Code Chap 11B-403.5.1	750	\$10	SF	\$7,500
556	5	220406	3056	SITE (Internal Paths)	GENERAL CIRCULATION	Exterior Access Route	Stairs	1	CALIFORNIA: Handrails are not compliant or are not provided.	Student Center - northeast stair	California Accessibility Code	CBC Chap 11B-505	32	\$163	LF	\$5,216
557	5	220408	2968	SITE (Internal Paths)	GENERAL CIRCULATION	Exterior Access Route	Exterior Accessible Route	1	CALIFORNIA: The exterior accessible route has slopes in excess of maximum 1:20 (5%) running slope and/or maximum 1:48 (2.08)% cross slope.	Student Center - east stair	California Accessibility Code	California Building Code Chap 11B-403.3, 403.5	100	\$19.82	SF	\$1,982
558	5	220414	2924	SITE (Internal Paths)	GENERAL CIRCULATION	Exterior Access Route	Ramp	1	CALIFORNIA: The ramp has running slopes and/or rises in excess of 1:12.	CD Building	California Accessibility Code	California Building Code Chap 11B-405	20	\$662	LF	\$13,240
559	5	220415	2924	SITE (Internal Paths)	GENERAL CIRCULATION	Exterior Access Route	Ramp	1	CALIFORNIA: The ramp has running slopes and/or rises in excess of 1:12.	Between MA Building and LS	California Accessibility Code	California Building Code Chap 11B-405	112	\$662	LF	\$74,144
560	5	220416	2968	SITE (Internal Paths)	GENERAL CIRCULATION	Exterior Access Route	Exterior Accessible Route	1	CALIFORNIA: The exterior accessible route has slopes in excess of maximum 1:20 (5%) running slope and/or maximum 1:48 (2.08)% cross slope.	Between Parking Lot F and Loop Road	California Accessibility Code	California Building Code Chap 11B-403.3, 403.5	360	\$10	SF	\$3,600
561	5	220417	3291	SITE (Internal Paths)	GENERAL CIRCULATION	Exterior Access Route	Exterior Accessible Route	1	CALIFORNIA: The slopes of the exterior accessible route are not compliant.	Between Life Science Building and Loop Road	California Accessibility Code	California Building Code Chap 11B-403.5.1	960	\$10	SF	\$9,600

	A	B	C	D	E	F	G	H	I	L	M	N	O	P	Q	T
562	5	220419	2946	SITE (Internal Paths)	GENERAL CIRCULATION	Exterior Access Route	Stairs	1	CALIFORNIA: The top of the stair flight and all stair treads do not have a stripe which provides visual contrast of dark-on-light or light-on-dark distinguished from the remainder of the surface.	Life Science Building - southeast stair	California Accessibility Code	California Building Code Chap 11B-504.4.1	16	\$35.20	Riser	\$563
563	5	220421	1054	SITE (Internal Paths)	GENERAL CIRCULATION	Exterior Access Route	Stairs	1	Steps do not have uniform and compliant riser heights and/or tread depths.	Life Science Building - southeast stair	ADA	504.2	160	\$76.50	SF	\$12,240
564	5	220422	3056	SITE (Internal Paths)	GENERAL CIRCULATION	Exterior Access Route	Stairs	1	CALIFORNIA: Handrails are not compliant or are not provided.	Life Science Building - southeast stair	California Accessibility Code	CBC Chap 11B-505	42	\$163	LF	\$6,846
565	5	220424	3291	SITE (Internal Paths)	GENERAL CIRCULATION	Exterior Access Route	Exterior Accessible Route	1	CALIFORNIA: The slopes of the exterior accessible route are not compliant.	Duck Pond	California Accessibility Code	California Building Code Chap 11B-403.5.1	550	\$19.82	SF	\$10,901
566	5	220426	3291	SITE (Internal Paths)	GENERAL CIRCULATION	Exterior Access Route	Exterior Accessible Route	1	CALIFORNIA: The slopes of the exterior accessible route are not compliant.	Accessible route from GECA to Library	California Accessibility Code	California Building Code Chap 11B-403.5.1	100	\$19.82	SF	\$1,982
567	5	220427	3291	SITE (Internal Paths)	GENERAL CIRCULATION	Exterior Access Route	Exterior Accessible Route	1	CALIFORNIA: The slopes of the exterior accessible route are not compliant.	Accessible route adjacent to Portable Buildings 20-21	California Accessibility Code	California Building Code Chap 11B-403.5.1	1730	\$19.82	SF	\$34,289
568	5	220429	3056	SITE (Internal Paths)	GENERAL CIRCULATION	Exterior Access Route	Stairs	1	CALIFORNIA: Handrails are not compliant or are not provided.	Ramp leading from SS building to SC building	California Accessibility Code	CBC Chap 11B-505	84	\$163	LF	\$13,692
569	5	220432	3291	SITE (Internal Paths)	GENERAL CIRCULATION	Exterior Access Route	Exterior Accessible Route	1	CALIFORNIA: The slopes of the exterior accessible route are not compliant.	Child Development Building access	California Accessibility Code	California Building Code Chap 11B-403.5.1	150	\$19.82	SF	\$2,973

	A	B	C	D	E	F	G	H	I	L	M	N	O	P	Q	T
570	5	220479	3291	SITE (Internal Paths)	GENERAL CIRCULATION	Exterior Access Route	Exterior Accessible Route	1	CALIFORNIA: The slopes of the exterior accessible route are not compliant.	BU Building	California Accessibility Code Chap 11B-403.5.1		180	\$19.82	SF	\$3,568
571	5	220481	2924	SITE (Internal Paths)	GENERAL CIRCULATION	Exterior Access Route	Ramp	1	CALIFORNIA: The ramp has running slopes and/or rises in excess of 1:12.	Between SS and BU	California Accessibility Code Chap 11B-405		65	\$662	LF	\$43,030
572	5	220482	3291	SITE (Internal Paths)	GENERAL CIRCULATION	Exterior Access Route	Exterior Accessible Route	1	CALIFORNIA: The slopes of the exterior accessible route are not compliant.	Between SS and BU	California Accessibility Code Chap 11B-403.5.1		1400	\$19.82	SF	\$27,748
573	5	220483	3291	SITE (Internal Paths)	GENERAL CIRCULATION	Exterior Access Route	Exterior Accessible Route	1	CALIFORNIA: The slopes of the exterior accessible route are not compliant.	Between SS and BU	California Accessibility Code Chap 11B-403.5.1		120	\$19.82	SF	\$2,378
574	5	220484	3056	SITE (Internal Paths)	GENERAL CIRCULATION	Exterior Access Route	Stairs	1	CALIFORNIA: Handrails are not compliant or are not provided.	SS Building	California Accessibility Code CBC Chap 11B-505		8	\$163	LF	\$1,304
575	5	220487	3291	SITE (Internal Paths)	GENERAL CIRCULATION	Exterior Access Route	Exterior Accessible Route	1	CALIFORNIA: The slopes of the exterior accessible route are not compliant.	Between SS building to SC building bottom path	California Accessibility Code Chap 11B-403.5.1		120	\$19.82	SF	\$2,378
576	5	220488	3291	SITE (Internal Paths)	GENERAL CIRCULATION	Exterior Access Route	Exterior Accessible Route	1	CALIFORNIA: The slopes of the exterior accessible route are not compliant.	Between SS building to SC building top path	California Accessibility Code Chap 11B-403.5.1		540	\$19.82	SF	\$10,703
577	5	220489	3291	SITE (Internal Paths)	GENERAL CIRCULATION	Exterior Access Route	Exterior Accessible Route	1	CALIFORNIA: The slopes of the exterior accessible route are not compliant.	Between SS building to SC building bottom straight path	California Accessibility Code Chap 11B-403.5.1		360	\$19.82	SF	\$7,135

	A	B	C	D	E	F	G	H	I	L	M	N	O	P	Q	T
578	5	220493	2924	SITE (Internal Paths)	GENERAL CIRCULATION	Exterior Access Route	Ramp	1	CALIFORNIA: The ramp has running slopes and/or rises in excess of 1:12.	Between Gazebo and SC Building	California Accessibility Code	California Building Code Chap 11B-405	27	\$662	LF	\$17,874
579	5	220494	3056	SITE (Internal Paths)	GENERAL CIRCULATION	Exterior Access Route	Stairs	1	CALIFORNIA: Handrails are not compliant or are not provided.	Between Gazebo and SC Building	California Accessibility Code	CBC Chap 11B-505	58	\$163	LF	\$9,454
580	5	220495	3291	SITE (Internal Paths)	GENERAL CIRCULATION	Exterior Access Route	Exterior Accessible Route	1	CALIFORNIA: The slopes of the exterior accessible route are not compliant.	Between Gazebo and SC Building	California Accessibility Code	California Building Code Chap 11B-403.5.1	360	\$10	SF	\$3,600
581	5	220496	3291	SITE (Internal Paths)	GENERAL CIRCULATION	Exterior Access Route	Exterior Accessible Route	1	CALIFORNIA: The slopes of the exterior accessible route are not compliant.	Between SS building and Gazebo	California Accessibility Code	California Building Code Chap 11B-403.5.1	240	\$19.82	SF	\$4,757
582	5	220497	3291	SITE (Internal Paths)	GENERAL CIRCULATION	Exterior Access Route	Exterior Accessible Route	1	CALIFORNIA: The slopes of the exterior accessible route are not compliant.	Between HOB and Parking Lot C	California Accessibility Code	California Building Code Chap 11B-403.5.1	120	\$10	SF	\$1,200
583	5	229620	3246	SITE (Internal Paths)	GENERAL CIRCULATION	Exterior Access Route	Ramp	1	CALIFORNIA: The exterior ramp railings are not compliant.	Between SS and BU	California Accessibility Code	California Building Code Chap 11B-403.5.1,505	140	\$163	LF	\$22,820
584	5	229621	2930	SITE (Internal Paths)	GENERAL CIRCULATION	Exterior Access Route	Ramp	1	CALIFORNIA: The ramp run does not have edge protection or the edge protection is not compliant.	Between SS and BU	California Accessibility Code	California Building Code Chap 11B-405.9.2	65	\$163	LF	\$10,595

	A	B	C	D	E	F	G	H	I	L	M	N	O	P	Q	T
585	5	218096	3372	SITE (Internal Paths)	PARKING LOT A	Accessible Parking	Parking Space - General	1	CALIFORNIA: The number of accessible electric vehicle charging station stalls is not compliant.	Parking Lot A - Electric Vehicle Charging Stations	California Accessibility Code	California Building Code Chap 11B-228.3.2; 812	1	\$420	EA	\$420
586	5	218097	3251	SITE (Internal Paths)	PARKING LOT A	Accessible Parking	Parking Space - Car	1	CALIFORNIA: The car parking aisle slope is greater than 1:48 (2.08%).	Parking Lot A - Space A1 access aisle	California Accessibility Code	California Building Code Chap 11B-502.4	1	\$5,000	EA	\$5,000
587	5	218098	3250	SITE (Internal Paths)	PARKING LOT A	Accessible Parking	Parking Space-Car	1	CALIFORNIA: The car stall slope is greater than 1:48 (2.08%).	Parking Lot A - Space A1	California Accessibility Code	California Building Code Chap 11B-502.4	1	\$6,300	EA	\$6,300
588	5	218099	3250	SITE (Internal Paths)	PARKING LOT A	Accessible Parking	Parking Space-Car	1	CALIFORNIA: The car stall slope is greater than 1:48 (2.08%).	Parking Lot A - Space 2	California Accessibility Code	California Building Code Chap 11B-502.4	1	\$6,300	EA	\$6,300
589	5	218100	3250	SITE (Internal Paths)	PARKING LOT A	Accessible Parking	Parking Space-Car	1	CALIFORNIA: The car stall slope is greater than 1:48 (2.08%).	Parking Lot A - Space A3	California Accessibility Code	California Building Code Chap 11B-502.4	1	\$6,300	EA	\$6,300
590	5	218101	3250	SITE (Internal Paths)	PARKING LOT A	Accessible Parking	Parking Space-Car	1	CALIFORNIA: The car stall slope is greater than 1:48 (2.08%).	Parking Lot A - Space A4	California Accessibility Code	California Building Code Chap 11B-502.4	1	\$6,300	EA	\$6,300
591	5	218102	3251	SITE (Internal Paths)	PARKING LOT A	Accessible Parking	Parking Space - Car	1	CALIFORNIA: The car parking aisle slope is greater than 1:48 (2.08%).	Parking Lot A - Space A3 access aisle	California Accessibility Code	California Building Code Chap 11B-502.4	1	\$5,000	EA	\$5,000

	A	B	C	D	E	F	G	H	I	L	M	N	O	P	Q	T
592	5	218103	3250	SITE (Internal Paths)	PARKING LOT A	Accessible Parking	Parking Space - Car	1	CALIFORNIA: The car stall slope is greater than 1:48 (2.08%).	Parking Lot A - Space A5	California Accessibility Code	California Building Code Chap 11B-502.4	1	\$6,300	EA	\$6,300
593	5	218104	3251	SITE (Internal Paths)	PARKING LOT A	Accessible Parking	Parking Space - Car	1	CALIFORNIA: The car parking aisle slope is greater than 1:48 (2.08%).	Parking Lot A - Space A5 access aisle	California Accessibility Code	California Building Code Chap 11B-502.4	1	\$5,000	EA	\$5,000
594	5	218105	3250	SITE (Internal Paths)	PARKING LOT A	Accessible Parking	Parking Space - Car	1	CALIFORNIA: The car stall slope is greater than 1:48 (2.08%).	Parking Lot A - Space A7	California Accessibility Code	California Building Code Chap 11B-502.4	1	\$6,300	EA	\$6,300
595	5	218106	3251	SITE (Internal Paths)	PARKING LOT A	Accessible Parking	Parking Space - Car	1	CALIFORNIA: The car parking aisle slope is greater than 1:48 (2.08%).	Parking Lot A - Space A7 access aisle	California Accessibility Code	California Building Code Chap 11B-502.4	1	\$5,000	EA	\$5,000
596	5	218107	3250	SITE (Internal Paths)	PARKING LOT A	Accessible Parking	Parking Space - Car	1	CALIFORNIA: The car stall slope is greater than 1:48 (2.08%).	Parking Lot A - Space A8	California Accessibility Code	California Building Code Chap 11B-502.4	1	\$6,300	EA	\$6,300
597	5	218108	3249	SITE (Internal Paths)	PARKING LOT A	Accessible Parking	Parking Space - Van	1	CALIFORNIA: The van parking stall slope is greater than 1:48 (2.08%).	Parking Lot A - Space A9	California Accessibility Code	California Building Code Chap 11B-502.4	1	\$6,300	EA	\$6,300
598	5	218109	3248	SITE (Internal Paths)	PARKING LOT A	Accessible Parking	Parking Space - Van	1	CALIFORNIA: The van parking aisle slope is greater than 1:48 (2.08%).	Parking Lot A - Space A9 access aisle	California Accessibility Code	California Building Code Chap 11B-502.4	1	\$5,000	EA	\$5,000
599	5	218110	3250	SITE (Internal Paths)	PARKING LOT A	Accessible Parking	Parking Space - Car	1	CALIFORNIA: The car stall slope is greater than 1:48 (2.08%).	Parking Lot A - Space A10	California Accessibility Code	California Building Code Chap 11B-502.4	1	\$6,300	EA	\$6,300

	A	B	C	D	E	F	G	H	I	L	M	N	O	P	Q	T
600	5	218111	3152	SITE (Internal Paths)	PARKING LOT A	Exterior Access Route	Exterior Accessible Route	1	The bus stop boarding and alighting area is not compliant.	Parking Lot A - Bus Stop	ADA	810.2.2	40	\$19.82	SF	\$793
601	5	218112	3291	SITE (Internal Paths)	PARKING LOT A	Exterior Access Route	Exterior Accessible Route	1	CALIFORNIA: The slopes of the exterior accessible route are not compliant.	Parking Lot A - Sidewalk east of Bus Stop	California Accessibility Code	Chap 11B-403.5.1	400	\$19.82	SF	\$7,928
602	5	218113	2937	SITE (Internal Paths)	PARKING LOT A	Exterior Access Route	Curb Ramp	1	CALIFORNIA: The landing at the top of the curb ramp is less than 48" long and/or does not extend the full width of the curb ramp excluding flares.	Parking Lot A - Curb Ramp 1 (CR-1)	California Accessibility Code	Chap 11B-406.5.3	1	\$1,750	EA	\$1,750
603	5	218114	2297	SITE (Internal Paths)	PARKING LOT A	Exterior Access Route	Exterior Accessible Route	1	In areas along the route there are level changes of 1/2" or greater that are not ramped.	Parking Lot A - Ramp 1 (R-1)	ADA	303.4, 405, 406	5	\$19.82	SF	\$99
604	5	218115	2937	SITE (Internal Paths)	PARKING LOT A	Exterior Access Route	Curb Ramp	1	CALIFORNIA: The landing at the top of the curb ramp is less than 48" long and/or does not extend the full width of the curb ramp excluding flares.	Parking Lot A - Curb Ramp 2 (CR-2)	California Accessibility Code	Chap 11B-406.5.3	1	\$1,750	EA	\$1,750
605	5	218116	2937	SITE (Internal Paths)	PARKING LOT A	Exterior Access Route	Curb Ramp	1	CALIFORNIA: The landing at the top of the curb ramp is less than 48" long and/or does not extend the full width of the curb ramp excluding flares.	Parking Lot A - Curb Ramp 3 (CR-3)	California Accessibility Code	Chap 11B-406.5.3	1	\$1,750	EA	\$1,750
606	5	218117	2937	SITE (Internal Paths)	PARKING LOT A	Exterior Access Route	Curb Ramp	1	CALIFORNIA: The landing at the top of the curb ramp is less than 48" long and/or does not extend the full width of the curb ramp excluding flares.	Parking Lot A - Curb Ramp 4 (CR-4)	California Accessibility Code	Chap 11B-406.5.3	1	\$1,750	EA	\$1,750
607	5	217815	3248	SITE (Internal Paths)	PARKING LOT B	Accessible Parking	Parking Space - Van	1	CALIFORNIA: The van parking aisle slope is greater than 1:48 (2.08%).	Parking Lot B - Space B1 access aisle	California Accessibility Code	Chap 11B-502.4	1	\$5,000	EA	\$5,000

	A	B	C	D	E	F	G	H	I	L	M	N	O	P	Q	T
608	5	217816	3249	SITE (Internal Paths)	PARKING LOT B	Accessible Parking	Parking Space - Van	1	CALIFORNIA: The van parking stall slope is greater than 1:48 (2.08%).	Parking Lot B - Space B1	California Accessibility Code Chap 11B-502.4		1	\$6,300	EA	\$6,300
609	5	217817	3250	SITE (Internal Paths)	PARKING LOT B	Accessible Parking	Parking Space - Car	1	CALIFORNIA: The car stall slope is greater than 1:48 (2.08%).	Parking Lot B - Spaces B2, B3	California Accessibility Code Chap 11B-502.4		2	\$6,300	EA	\$12,600
610	5	217818	3251	SITE (Internal Paths)	PARKING LOT B	Accessible Parking	Parking Space - Car	1	CALIFORNIA: The car parking aisle slope is greater than 1:48 (2.08%).	Parking Lot B - Space B2 access aisle	California Accessibility Code Chap 11B-502.4		1	\$5,000	EA	\$5,000
611	5	217819	2968	SITE (Internal Paths)	PARKING LOT B	Exterior Access Route	Exterior Accessible Route	1	CALIFORNIA: The exterior accessible route has slopes in excess of maximum 1:20 (5%) running slope and/or maximum 1:48 (2.08)% cross slope.	Accessible route from spaces B1-B3 toward Multi-Purpose Bldg	California Accessibility Code Chap 11B-403.3, 403.5		525	\$10	SF	\$5,250
612	5	217820	2904	SITE (Internal Paths)	PARKING LOT B	Accessible Parking	Parking Space - Van	1	CALIFORNIA: Signage is not provided at the van accessible space, or the existing signage is not compliant.	Parking Lot B - Space B1	California Accessibility Code Chap 11B-502.6		1	\$280	EA	\$280
613	5	217821	2903	SITE (Internal Paths)	PARKING LOT B	Accessible Parking	Parking Space - Car	1	CALIFORNIA: Signage is not provided at the standard accessible space, or the existing signage is not compliant.	Parking Lot B - Spaces B2, B3	California Accessibility Code Chap 11B-502.6		2	\$280	EA	\$560
614	5	217822	2901	SITE (Internal Paths)	PARKING LOT B	Accessible Parking	Parking Space - Car	1	CALIFORNIA: The car aisle markings are not compliant.	Parking Lot B - Spaces B2, B3	California Accessibility Code Chap 11B-502.3.3		2	\$0	EA	\$0

	A	B	C	D	E	F	G	H	I	L	M	N	O	P	Q	T
615	5	217823	3249	SITE (Internal Paths)	PARKING LOT B	Accessible Parking	Parking Space - Van	1	CALIFORNIA: The van parking stall slope is greater than 1:48 (2.08%).	Parking Lot B - Space B5	California Accessibility Code	California Building Code Chap 11B-502.4	1	\$6,300	EA	\$6,300
616	5	217824	3248	SITE (Internal Paths)	PARKING LOT B	Accessible Parking	Parking Space - Van	1	CALIFORNIA: The van parking aisle slope is greater than 1:48 (2.08%).	Parking Lot B - Space B4, B5 access aisle	California Accessibility Code	California Building Code Chap 11B-502.4	1	\$5,000	EA	\$5,000
617	5	217825	3250	SITE (Internal Paths)	PARKING LOT B	Accessible Parking	Parking Space - Car	1	CALIFORNIA: The car stall slope is greater than 1:48 (2.08%).	Parking Lot B - Space B4	California Accessibility Code	California Building Code Chap 11B-502.4	1	\$6,300	EA	\$6,300
618	5	217826	2577	SITE (Internal Paths)	PARKING LOT B	Accessible Parking	Parking Space - Van	1	Signage is not located at a compliant height.	Parking Lot B - Space B5	ADA	502.6	1	\$100	EA	\$100
619	5	217827	2968	SITE (Internal Paths)	PARKING LOT B	Exterior Access Route	Exterior Accessible Route	1	CALIFORNIA: The exterior accessible route has slopes in excess of maximum 1:20 (5%) running slope and/or maximum 1:48 (2.08)% cross slope.	Parking Lot B - Accessible route adjacent to Multi-Purpose Bldg	California Accessibility Code	California Building Code Chap 11B-403.3, 403.5	200	\$10	SF	\$2,000
620	5	217828	1042	SITE (Internal Paths)	PARKING LOT B	Exterior Access Route	Exterior Accessible Route	1	A compliant accessible route is not provided from accessible parking to the public facility entrance.	Parking Lot B to Multi-Purpose Building	ADA	206; 206.2.2; 403.3	275	\$8.96	SF	\$2,464
621	5	218121	3251	SITE (Internal Paths)	PARKING LOT B	Accessible Parking	Parking Space-Car	1	CALIFORNIA: The car parking aisle slope is greater than 1:48 (2.08%).	Parking Lot B - Spaces B3 access aisle	California Accessibility Code	California Building Code Chap 11B-502.4	1	\$5,000	EA	\$5,000

	A	B	C	D	E	F	G	H	I	L	M	N	O	P	Q	T
622	5	217829	3250	SITE (Internal Paths)	PARKING LOT C	Accessible Parking	Parking Space - Car	1	CALIFORNIA: The car stall slope is greater than 1:48 (2.08%).	Parking Lot C - Space C9	California Accessibility Code	California Building Code Chap 11B-502.4	1	\$6,300	EA	\$6,300
623	5	217830	3248	SITE (Internal Paths)	PARKING LOT C	Accessible Parking	Parking Space - Van	1	CALIFORNIA: The van parking aisle slope is greater than 1:48 (2.08%).	Parking Lot C - Space C8, C9 access aisle	California Accessibility Code	California Building Code Chap 11B-502.4	1	\$5,000	EA	\$5,000
624	5	217831	3249	SITE (Internal Paths)	PARKING LOT C	Accessible Parking	Parking Space - Van	1	CALIFORNIA: The van parking stall slope is greater than 1:48 (2.08%).	Parking Lot C - Space C8	California Accessibility Code	California Building Code Chap 11B-502.4	1	\$6,300	EA	\$6,300
625	5	217832	3251	SITE (Internal Paths)	PARKING LOT C	Accessible Parking	Parking Space - Car	1	CALIFORNIA: The car parking aisle slope is greater than 1:48 (2.08%).	Parking Lot C - Space C6, C7 access aisle	California Accessibility Code	California Building Code Chap 11B-502.4	1	\$5,000	EA	\$5,000
626	5	217833	3250	SITE (Internal Paths)	PARKING LOT C	Accessible Parking	Parking Space - Car	1	CALIFORNIA: The car stall slope is greater than 1:48 (2.08%).	Parking Lot C - Space C7	California Accessibility Code	California Building Code Chap 11B-502.4	1	\$6,300	EA	\$6,300
627	5	217834	3250	SITE (Internal Paths)	PARKING LOT C	Accessible Parking	Parking Space - Car	1	CALIFORNIA: The car stall slope is greater than 1:48 (2.08%).	Parking Lot C - Space C6	California Accessibility Code	California Building Code Chap 11B-502.4	1	\$6,300	EA	\$6,300
628	5	217835	3251	SITE (Internal Paths)	PARKING LOT C	Accessible Parking	Parking Space - Car	1	CALIFORNIA: The car parking aisle slope is greater than 1:48 (2.08%).	Parking Lot C - Space C4, C5 access aisle	California Accessibility Code	California Building Code Chap 11B-502.4	1	\$5,000	EA	\$5,000
629	5	217836	3250	SITE (Internal Paths)	PARKING LOT C	Accessible Parking	Parking Space - Car	1	CALIFORNIA: The car stall slope is greater than 1:48 (2.08%).	Parking Lot C - Space C5	California Accessibility Code	California Building Code Chap 11B-502.4	1	\$6,300	EA	\$6,300

	A	B	C	D	E	F	G	H	I	L	M	N	O	P	Q	T
630	5	217837	3250	SITE (Internal Paths)	PARKING LOT C	Accessible Parking	Parking Space - Car	1	CALIFORNIA: The car stall slope is greater than 1:48 (2.08%).	Parking Lot C - Space C4	California Accessibility Code	California Building Code Chap 11B-502.4	1	\$6,300	EA	\$6,300
631	5	217838	3251	SITE (Internal Paths)	PARKING LOT C	Accessible Parking	Parking Space - Car	1	CALIFORNIA: The car parking aisle slope is greater than 1:48 (2.08%).	Parking Lot C - Space C3, C4 access aisle	California Accessibility Code	California Building Code Chap 11B-502.4	1	\$5,000	EA	\$5,000
632	5	217839	3250	SITE (Internal Paths)	PARKING LOT C	Accessible Parking	Parking Space - Car	1	CALIFORNIA: The car stall slope is greater than 1:48 (2.08%).	Parking Lot C - Space C3	California Accessibility Code	California Building Code Chap 11B-502.4	1	\$6,300	EA	\$6,300
633	5	217840	3250	SITE (Internal Paths)	PARKING LOT C	Accessible Parking	Parking Space - Car	1	CALIFORNIA: The car stall slope is greater than 1:48 (2.08%).	Parking Lot C - Space C2	California Accessibility Code	California Building Code Chap 11B-502.4	1	\$6,300	EA	\$6,300
634	5	217841	3248	SITE (Internal Paths)	PARKING LOT C	Accessible Parking	Parking Space - Van	1	CALIFORNIA: The van parking aisle slope is greater than 1:48 (2.08%).	Parking Lot C - Space C1, C2 access aisle	California Accessibility Code	California Building Code Chap 11B-502.4	1	\$5,000	EA	\$5,000
635	5	217842	3249	SITE (Internal Paths)	PARKING LOT C	Accessible Parking	Parking Space - Van	1	CALIFORNIA: The van parking stall slope is greater than 1:48 (2.08%).	Parking Lot C - Space C1	California Accessibility Code	California Building Code Chap 11B-502.4	1	\$6,300	EA	\$6,300
636	5	217844	2903	SITE (Internal Paths)	PARKING LOT C	Accessible Parking	Parking Space - Car	1	CALIFORNIA: Signage is not provided at the standard accessible space, or the existing signage is not compliant.	Parking Lot C - Space C3-C7	California Accessibility Code	California Building Code Chap 11B-502.6	5	\$280	EA	\$1,400
637	5	217845	2899	SITE (Internal Paths)	PARKING LOT C	Accessible Parking	Parking Space - Van	1	CALIFORNIA: The van parking stall markings are not compliant.	Parking Lot C - Space C1	California Accessibility Code	California Building Code Chap 11B-502.6.4.2	1	\$420	EA	\$420

	A	B	C	D	E	F	G	H	I	L	M	N	O	P	Q	T
638	5	217846	2900	SITE (Internal Paths)	PARKING LOT C	Accessible Parking	Parking Space - Car	1	CALIFORNIA: The car parking stall markings are not compliant.	Parking Lot C - Space C2	California Accessibility Code	California Building Code Chap 11B-502.6.4.2	1	\$420	EA	\$420
639	5	217882	2931	SITE (Internal Paths)	PARKING LOT C	Exterior Access Route	Curb Ramp	1	CALIFORNIA: The curb ramp has non-compliant slopes.	Parking Lot C - Curb Ramp 5 (CR-5)	California Accessibility Code	California Building Code Chap 11B-406	1	\$1,750	EA	\$1,750
640	5	217883	2968	SITE (Internal Paths)	PARKING LOT C	Exterior Access Route	Exterior Accessible Route	1	CALIFORNIA: The exterior accessible route has slopes in excess of maximum 1:20 (5%) running slope and/or maximum 1:48 (2.08)% cross slope.	Gavilan College Loop to Parking Lot C - Curb Ramp 6 (CR-6)	California Accessibility Code	California Building Code Chap 11B-403.3, 403.5	225	\$19.82	SF	\$4,460
641	5	217884	3353	SITE (Internal Paths)	PARKING LOT C	Exterior Access Route	Curb Ramp	1	CALIFORNIA: The curb ramp landing is not level. The slope of the curb ramp landing exceeds the maximum allowable 1:48 (2.08%).	Parking Lot-C- Curb Ramp 6 (CR-6)	California Accessibility Code	ADA 304; California Building Code Chap 11B-406.5.3	1	\$1,289	EA	\$1,289
642	5	217885	1032	SITE (Internal Paths)	PARKING LOT C	Exterior Access Route	Exterior Accessible Route	1	Sidewalk has areas of vertical level changes in excess of 1/4" that are not ramped.	Parking Lot C - Sidewalk at Curb Ramp 7 (CR-7)	ADA	303	16	\$8.96	SF	\$143
643	5	217890	2931	SITE (Internal Paths)	PARKING LOT C	Exterior Access Route	Curb Ramp	1	CALIFORNIA: The curb ramp has non-compliant slopes.	Parking Lot C - Curb Ramp 9 (CR-9)	California Accessibility Code	California Building Code Chap 11B-406	1	\$1,750	EA	\$1,750
644	5	217891	2931	SITE (Internal Paths)	PARKING LOT C	Exterior Access Route	Curb Ramp	1	CALIFORNIA: The curb ramp has non-compliant slopes.	Parking Lot C - Curb Ramp 11 (CR-11)	California Accessibility Code	California Building Code Chap 11B-406	1	\$1,750	EA	\$1,750

	A	B	C	D	E	F	G	H	I	L	M	N	O	P	Q	T
645	5	217892	3246	SITE (Internal Paths)	PARKING LOT C	Exterior Access Route	Ramp	1	CALIFORNIA: The exterior ramp railings are not compliant.	Parking Lot C - Ramp 2 (R-2)	California Accessibility Code	California Building Code Chap 11B-403.5.1,505	48	\$163	LF	\$7,824
646	5	217893	3353	SITE (Internal Paths)	PARKING LOT C	Exterior Access Route	Curb Ramp	1	CALIFORNIA: The curb ramp landing is not level. The slope of the curb ramp landing exceeds the maximum allowable 1:48 (2.08%).	Parking Lot C - Curb Ramp 12 (CR-12)	California Accessibility Code	ADA 304; California Building Code Chap 11B-406.5.3	1	\$1,289	EA	\$1,289
647	5	217894	3353	SITE (Internal Paths)	PARKING LOT C	Exterior Access Route	Curb Ramp	1	CALIFORNIA: The curb ramp landing is not level. The slope of the curb ramp landing exceeds the maximum allowable 1:48 (2.08%).	Route from Gavilan College Loop to Parking Lot C-CR5	California Accessibility Code	ADA 304; California Building Code Chap 11B-406.5.3	1	\$1,289	EA	\$1,289
648	5	217896	2968	SITE (Internal Paths)	PARKING LOT C	Exterior Access Route	Exterior Accessible Route	1	CALIFORNIA: The exterior accessible route has slopes in excess of maximum 1:20 (5%) running slope and/or maximum 1:48 (2.08)% cross slope.	Route from Gavilan College Loop to Parking Lot C - Curb Ramp 5 (CR-5)	California Accessibility Code	California Building Code Chap 11B-403.3, 403.5	220	\$19.82	SF	\$4,360
649	5	217847	3250	SITE (Internal Paths)	PARKING LOT D	Accessible Parking	Parking Space - Car	1	CALIFORNIA: The car stall slope is greater than 1:48 (2.08%).	Parking Lot D - Space D1	California Accessibility Code	California Building Code Chap 11B-502.4	1	\$6,300	EA	\$6,300
650	5	217848	3251	SITE (Internal Paths)	PARKING LOT D	Accessible Parking	Parking Space - Car	1	CALIFORNIA: The car parking aisle slope is greater than 1:48 (2.08%).	Parking Lot D - Space D1, D2 access aisle	California Accessibility Code	California Building Code Chap 11B-502.4	1	\$5,000	EA	\$5,000
651	5	217849	3250	SITE (Internal Paths)	PARKING LOT D	Accessible Parking	Parking Space - Car	1	CALIFORNIA: The car stall slope is greater than 1:48 (2.08%).	Parking Lot D - Space D2	California Accessibility Code	California Building Code Chap 11B-502.4	1	\$6,300	EA	\$6,300

	A	B	C	D	E	F	G	H	I	L	M	N	O	P	Q	T
652	5	217850	3249	SITE (Internal Paths)	PARKING LOT D	Accessible Parking	Parking Space - Van	1	CALIFORNIA: The van parking stall slope is greater than 1:48 (2.08%).	Parking Lot D - Space D3	California Accessibility Code Chap 11B-502.4		1	\$6,300	EA	\$6,300
653	5	217851	3248	SITE (Internal Paths)	PARKING LOT D	Accessible Parking	Parking Space - Van	1	CALIFORNIA: The van parking aisle slope is greater than 1:48 (2.08%).	Parking Lot D - Space D3, D4 access aisle	California Accessibility Code Chap 11B-502.4		1	\$5,000	EA	\$5,000
654	5	217852	3250	SITE (Internal Paths)	PARKING LOT D	Accessible Parking	Parking Space - Car	1	CALIFORNIA: The car stall slope is greater than 1:48 (2.08%).	Parking Lot D - Space D4	California Accessibility Code Chap 11B-502.4		1	\$6,300	EA	\$6,300
655	5	217853	2903	SITE (Internal Paths)	PARKING LOT D	Accessible Parking	Parking Space - Car	1	CALIFORNIA: Signage is not provided at the standard accessible space, or the existing signage is not compliant.	Parking Lot D - Space D1, D2, D4	California Accessibility Code Chap 11B-502.6		3	\$280	EA	\$840
656	5	217855	2914	SITE (Internal Paths)	PARKING LOT D	Exterior Access Route	Exterior Accessible Route	1	CALIFORNIA: The exterior accessible route is less than 48" wide.	Parking Lot D - Sidewalk adjacent to accessible parking	California Accessibility Code Chap 11B-403.5.1		1	\$250	EA	\$250
657	5	217856	2931	SITE (Internal Paths)	PARKING LOT D	Exterior Access Route	Curb Ramp	1	CALIFORNIA: The curb ramp has non-compliant slopes.	Parking Lot D - Curb Ramp 14 (CR-14)	California Accessibility Code Chap 11B-406		1	\$1,750	EA	\$1,750
658	5	217857	2940	SITE (Internal Paths)	PARKING LOT D	Exterior Access Route	Curb Ramp	1	CALIFORNIA: The parallel curb ramp does not have a compliant turning space at the bottom of the curb ramp runs.	Parking Lot D - Curb Ramp 13 (CR-13), Curb Ramp 14 (CR-14)	California Accessibility Code Chap 11B-406.3,406.5.2, 705.1.2		200	\$19.82	SF	\$3,964

	A	B	C	D	E	F	G	H	I	L	M	N	O	P	Q	T
659	5	217858	2931	SITE (Internal Paths)	PARKING LOT D	Exterior Access Route	Curb Ramp	1	CALIFORNIA: The curb ramp has non-compliant slopes.	Parking Lot D - Curb Ramp 13 (CR-13)	California Accessibility Code	California Building Code Chap 11B-406	1	\$1,750	EA	\$1,750
660	5	217859	1758	SITE (Internal Paths)	PARKING LOT D	Exterior Access Route	Curb Ramp	1	The curb ramp landing is not level. The slope of the curb ramp landing exceeds the maximum allowable 1:48 (2.08%).	Parking Lot D - Curb Ramp 13 (CR-13)	ADA	304; 406.4	1	\$1,289	EA	\$1,289
661	5	217803	3247	SITE (Internal Paths)	PARKING LOT E	Accessible Parking	Parking Space-Car	1	CALIFORNIA: A car accessible stall and adjacent aisle are not provided.	Parking Lot E	California Accessibility Code	California Building Code Chap 11B-502	4	\$840	EA	\$3,360
662	5	217804	3037	SITE (Internal Paths)	PARKING LOT E	Accessible Parking	Parking Space-Van	1	CALIFORNIA: A van space and adjacent van aisle are not provided.	Parking Lot E	California Accessibility Code	California Building Code Chap 11B-502.2, 502.3, 502.6	1	\$840	EA	\$840
663	5	217810	1033	SITE (Internal Paths)	PARKING LOT E	Exterior Access Route	Exterior Accessible Route	1	A compliant accessible route is not provided from the property line to the site facilities.	Parking Lot E	ADA	206; 206.2.1	825	\$8.96	SF	\$7,392
664	5	220807	2903	SITE (Internal Paths)	PARKING LOT E	Accessible Parking	Parking Space-Car	1	CALIFORNIA: Signage is not provided at the standard accessible space, or the existing signage is not compliant.	Parking Lot E	California Accessibility Code	California Building Code Chap 11B-502.6	4	\$280	EA	\$1,120
665	5	220808	2904	SITE (Internal Paths)	PARKING LOT E	Accessible Parking	Parking Space-Van	1	CALIFORNIA: Signage is not provided at the van accessible space, or the existing signage is not compliant.	Parking Lot E	California Accessibility Code	California Building Code Chap 11B-502.6	1	\$280	EA	\$280

	A	B	C	D	E	F	G	H	I	L	M	N	O	P	Q	T
666	5	217779	2968	SITE (Internal Paths)	PARKING LOT G	Exterior Access Route	Exterior Accessible Route	1	CALIFORNIA: The exterior accessible route has slopes in excess of maximum 1:20 (5%) running slope and/or maximum 1:48 (2.08)% cross slope.	Parking Lot G - accessible parking to building entrance	California Accessibility Code	California Building Code Chap 11B-403.3, 403.5	20	\$10	SF	\$200
667	5	217785	3249	SITE (Internal Paths)	PARKING LOT G	Accessible Parking	Parking Space - Van	1	CALIFORNIA: The van parking stall slope is greater than 1:48 (2.08%).	Parking Lot G - Space G1	California Accessibility Code	California Building Code Chap 11B-502.4	1	\$6,300	EA	\$6,300
668	5	217786	3248	SITE (Internal Paths)	PARKING LOT G	Accessible Parking	Parking Space - Van	1	CALIFORNIA: The van parking aisle slope is greater than 1:48 (2.08%).	Parking Lot G - Space G1, G2 access aisle	California Accessibility Code	California Building Code Chap 11B-502.4	1	\$5,000	EA	\$5,000
669	5	217787	3250	SITE (Internal Paths)	PARKING LOT G	Accessible Parking	Parking Space - Car	1	CALIFORNIA: The car stall slope is greater than 1:48 (2.08%).	Parking Lot G - Space G4	California Accessibility Code	California Building Code Chap 11B-502.4	1	\$6,300	EA	\$6,300
670	5	218146	3250	SITE (Internal Paths)	PARKING LOT G	Accessible Parking	Parking Space-Car	1	CALIFORNIA: The car stall slope is greater than 1:48 (2.08%).	Parking Lot G - Space G3	California Accessibility Code	California Building Code Chap 11B-502.4	1	\$6,300	EA	\$6,300
671	5	218147	3248	SITE (Internal Paths)	PARKING LOT G	Accessible Parking	Parking Space-Van	1	CALIFORNIA: The van parking aisle slope is greater than 1:48 (2.08%).	Parking Lot G - Space G3, G4 access aisle	California Accessibility Code	California Building Code Chap 11B-502.4	1	\$5,000	EA	\$5,000
672	5	218148	3250	SITE (Internal Paths)	PARKING LOT G	Accessible Parking	Parking Space-Car	1	CALIFORNIA: The car stall slope is greater than 1:48 (2.08%).	Parking Lot G - Space G6	California Accessibility Code	California Building Code Chap 11B-502.4	1	\$6,300	EA	\$6,300

	A	B	C	D	E	F	G	H	I	L	M	N	O	P	Q	T
673	5	217780	2640	SITE (Internal Paths)	PARKING LOT H	Accessible Parking	Parking Space - Car	1	Signage is not located at the required height for the standard accessible space.	Parking Lot H - Space H1, H2	ADA	502.6	2	\$280	EA	\$560
674	5	217782	3250	SITE (Internal Paths)	PARKING LOT H	Accessible Parking	Parking Space - Car	1	CALIFORNIA: The car stall slope is greater than 1:48 (2.08%).	Parking Lot H - Space H5	California Accessibility Code	California Building Code Chap 11B-502.4	1	\$6,300	EA	\$6,300
675	5	217783	3248	SITE (Internal Paths)	PARKING LOT H	Accessible Parking	Parking Space - Van	1	CALIFORNIA: The van parking aisle slope is greater than 1:48 (2.08%).	Parking Lot H - Space H4, H5 access aisle	California Accessibility Code	California Building Code Chap 11B-502.4	1	\$5,000	EA	\$5,000
676	5	217784	3248	SITE (Internal Paths)	PARKING LOT H	Accessible Parking	Parking Space - Van	1	CALIFORNIA: The van parking aisle slope is greater than 1:48 (2.08%).	Parking Lot H - Space H3	California Accessibility Code	California Building Code Chap 11B-502.4	1	\$5,000	EA	\$5,000
677	5	217788	3250	SITE (Internal Paths)	PARKING LOT H	Accessible Parking	Parking Space - Car	1	CALIFORNIA: The car stall slope is greater than 1:48 (2.08%).	Parking Lot H - Space H7	California Accessibility Code	California Building Code Chap 11B-502.4	1	\$6,300	EA	\$6,300
678	5	217789	3251	SITE (Internal Paths)	PARKING LOT H	Accessible Parking	Parking Space - Car	1	CALIFORNIA: The car parking aisle slope is greater than 1:48 (2.08%).	Parking Lot H - Space H9	California Accessibility Code	California Building Code Chap 11B-502.4	1	\$5,000	EA	\$5,000
679	5	217791	2903	SITE (Internal Paths)	PARKING LOT H	Accessible Parking	Parking Space - Car	1	CALIFORNIA: Signage is not provided at the standard accessible space, or the existing signage is not compliant.	Parking Lot H - Space H6, H7, H8, H9	California Accessibility Code	California Building Code Chap 11B-502.6	4	\$280	EA	\$1,120
680	5	217792	2903	SITE (Internal Paths)	PARKING LOT H	Accessible Parking	Parking Space - Car	1	CALIFORNIA: Signage is not provided at the standard accessible space, or the existing signage is not compliant.	Parking Lot H - Space H10, H11, H12, H13	California Accessibility Code	California Building Code Chap 11B-502.6	4	\$280	EA	\$1,120

	A	B	C	D	E	F	G	H	I	L	M	N	O	P	Q	T
681	5	217793	3250	SITE (Internal Paths)	PARKING LOT H	Accessible Parking	Parking Space - Car	1	CALIFORNIA: The car stall slope is greater than 1:48 (2.08%).	Parking Lot H - Space H10	California Accessibility Code	California Building Code Chap 11B-502.4	1	\$6,300	EA	\$6,300
682	5	217794	3251	SITE (Internal Paths)	PARKING LOT H	Accessible Parking	Parking Space - Car	1	CALIFORNIA: The car parking aisle slope is greater than 1:48 (2.08%).	Parking Lot H - Space H10	California Accessibility Code	California Building Code Chap 11B-502.4	1	\$5,000	EA	\$5,000
683	5	217795	3249	SITE (Internal Paths)	PARKING LOT H	Accessible Parking	Parking Space - Van	1	CALIFORNIA: The van parking stall slope is greater than 1:48 (2.08%).	Parking Lot H - Space H12	California Accessibility Code	California Building Code Chap 11B-502.4	1	\$6,300	EA	\$6,300
684	5	217796	3248	SITE (Internal Paths)	PARKING LOT H	Accessible Parking	Parking Space - Van	1	CALIFORNIA: The van parking aisle slope is greater than 1:48 (2.08%).	Parking Lot H - Space H12	California Accessibility Code	California Building Code Chap 11B-502.4	1	\$5,000	EA	\$5,000
685	5	217797	3250	SITE (Internal Paths)	PARKING LOT H	Accessible Parking	Parking Space - Car	1	CALIFORNIA: The car stall slope is greater than 1:48 (2.08%).	Parking Lot H - Space H13	California Accessibility Code	California Building Code Chap 11B-502.4	1	\$6,300	EA	\$6,300
686	5	217799	3249	SITE (Internal Paths)	PARKING LOT H	Accessible Parking	Parking Space - Van	1	CALIFORNIA: The van parking stall slope is greater than 1:48 (2.08%).	Parking Lot H - Space H14	California Accessibility Code	California Building Code Chap 11B-502.4	1	\$6,300	EA	\$6,300
687	5	217800	2904	SITE (Internal Paths)	PARKING LOT H	Accessible Parking	Parking Space-Van	1	CALIFORNIA: Signage is not provided at the van accessible space, or the existing signage is not compliant.	Parking Lot H - Space H14, H15	California Accessibility Code	California Building Code Chap 11B-502.6	2	\$280	EA	\$560
688	5	217801	3248	SITE (Internal Paths)	PARKING LOT H	Accessible Parking	Parking Space - Van	1	CALIFORNIA: The van parking aisle slope is greater than 1:48 (2.08%).	Parking Lot H - Space H14, H15	California Accessibility Code	California Building Code Chap 11B-502.4	1	\$5,000	EA	\$5,000

	A	B	C	D	E	F	G	H	I	L	M	N	O	P	Q	T
689	5	217802	3250	SITE (Internal Paths)	PARKING LOT H	Accessible Parking	Parking Space - Car	1	CALIFORNIA: The car stall slope is greater than 1:48 (2.08%).	Parking Lot H - Space H15	California Accessibility Code	California Building Code Chap 11B-502.4	1	\$6,300	EA	\$6,300
690	5	217862	2931	SITE (Internal Paths)	PARKING LOT H	Exterior Access Route	Curb Ramp	1	CALIFORNIA: The curb ramp has non-compliant slopes.	Parking Lot H - Curb Ramp 4 (CR-4)	California Accessibility Code	California Building Code Chap 11B-406	1	\$1,750	EA	\$1,750
691	5	217863	2914	SITE (Internal Paths)	PARKING LOT H	Exterior Access Route	Exterior Accessible Route	1	CALIFORNIA: The exterior accessible route is less than 48" wide.	Parking Lot H - Curb Ramp 5 (CR-5)	California Accessibility Code	California Building Code Chap 11B-403.5.1	1	\$250	EA	\$250
692	5	217864	2968	SITE (Internal Paths)	PARKING LOT H	Exterior Access Route	Exterior Accessible Route	1	CALIFORNIA: The exterior accessible route has slopes in excess of maximum 1:20 (5%) running slope and/or maximum 1:48 (2.08)% cross slope.	Route from Parking Lot H to Gavilan College Loop	California Accessibility Code	California Building Code Chap 11B-403.3, 403.5	75	\$8.96	SF	\$672
693	5	217865	3353	SITE (Internal Paths)	PARKING LOT H	Exterior Access Route	Curb Ramp	1	CALIFORNIA: The curb ramp landing is not level. The slope of the curb ramp landing exceeds the maximum allowable 1:48 (2.08%).	Parking lot H-CR4	California Accessibility Code	ADA 304; California Building Code Chap 11B-406.5.3	1	\$1,289	EA	\$1,289
694	5	217866	2968	SITE (Internal Paths)	PARKING LOT H	Exterior Access Route	Exterior Accessible Route	1	CALIFORNIA: The exterior accessible route has slopes in excess of maximum 1:20 (5%) running slope and/or maximum 1:48 (2.08)% cross slope.	Route from Parking Lot H to Gavilan College Loop	California Accessibility Code	California Building Code Chap 11B-403.3, 403.5	100	\$8.96	SF	\$896
695	5	217867	1751	SITE (Internal Paths)	PARKING LOT H	Exterior Access Route	Curb Ramp	1	The curb ramp surface has vertical height changes greater than 1/4" that are not ramped.	Parking lot H-CR4	ADA	303, 403.4	1	\$1,750	EA	\$1,750

	A	B	C	D	E	F	G	H	I	L	M	N	O	P	Q	T
696	5	217868	3353	SITE (Internal Paths)	PARKING LOT H	Exterior Access Route	Curb Ramp	1	CALIFORNIA: The curb ramp landing is not level. The slope of the curb ramp landing exceeds the maximum allowable 1:48 (2.08%).	Route from Parking Lot H-CR4	California Accessibility Code	ADA 304; California Building Code Chap 11B-406.5.3	1	\$1,289	EA	\$1,289
697	5	217869	2968	SITE (Internal Paths)	PARKING LOT H	Exterior Access Route	Exterior Accessible Route	1	CALIFORNIA: The exterior accessible route has slopes in excess of maximum 1:20 (5%) running slope and/or maximum 1:48 (2.08)% cross slope.	Route from Parking lot H to Gavilan College Loop	California Accessibility Code	California Building Code Chap 11B-403.3, 403.5	75	\$8.96	SF	\$672
698	5	217870	2968	SITE (Internal Paths)	PARKING LOT H	Exterior Access Route	Exterior Accessible Route	1	CALIFORNIA: The exterior accessible route has slopes in excess of maximum 1:20 (5%) running slope and/or maximum 1:48 (2.08)% cross slope.	Route from Parking Lot H - Spaces H6-H9 to Gymnasium/ Pool Building	California Accessibility Code	California Building Code Chap 11B-403.3, 403.5	350	\$8.96	SF	\$3,136
699	5	217871	1758	SITE (Internal Paths)	PARKING LOT H	Exterior Access Route	Curb Ramp	1	The curb ramp landing is not level. The slope of the curb ramp landing exceeds the maximum allowable 1:48 (2.08%).	Route from Parking Lot H - Spaces H6-H9 to Gymnasium/ Pool Building	ADA	304; 406.4	1	\$1,289	EA	\$1,289
700	5	217872	2968	SITE (Internal Paths)	PARKING LOT H	Exterior Access Route	Exterior Accessible Route	1	CALIFORNIA: The exterior accessible route has slopes in excess of maximum 1:20 (5%) running slope and/or maximum 1:48 (2.08)% cross slope.	Route from Parking Lot H to Gymnasium	California Accessibility Code	California Building Code Chap 11B-403.3, 403.5	30	\$8.96	SF	\$269
701	5	217873	2924	SITE (Internal Paths)	PARKING LOT H	Exterior Access Route	Ramp	1	CALIFORNIA: The ramp has running slopes and/or rises in excess of 1:12.	Ramp from Parking H to Gymnasium Building-R2	California Accessibility Code	California Building Code Chap 11B-405	5	\$662	LF	\$3,310
702	5	217874	2924	SITE (Internal Paths)	PARKING LOT H	Exterior Access Route	Ramp	1	CALIFORNIA: The ramp has running slopes and/or rises in excess of 1:12.	Ramp from Parking Lot H to Gymnasium Building-R1	California Accessibility Code	California Building Code Chap 11B-405	10	\$662	LF	\$6,620

	A	B	C	D	E	F	G	H	I	L	M	N	O	P	Q	T
703	5	217875	2968	SITE (Internal Paths)	PARKING LOT H	Exterior Access Route	Exterior Accessible Route	1	CALIFORNIA: The exterior accessible route has slopes in excess of maximum 1:20 (5%) running slope and/or maximum 1:48 (2.08)% cross slope.	Route from Accessible Parking Spaces H3-H4 to Gymnasium/ Pool Building	California Accessibility Code	California Building Code Chap 11B-403.3, 403.5	200	\$8.96	SF	\$1,792
704	5	217878	2968	SITE (Internal Paths)	PARKING LOT H	Exterior Access Route	Exterior Accessible Route	1	CALIFORNIA: The exterior accessible route has slopes in excess of maximum 1:20 (5%) running slope and/or maximum 1:48 (2.08)% cross slope.	Route from Parking Lot H - Space H14/15 to Gavilan College Loop Entrance	California Accessibility Code	California Building Code Chap 11B-403.3, 403.5	120	\$8.96	SF	\$1,075
705	5	217879	2968	SITE (Internal Paths)	PARKING LOT H	Exterior Access Route	Exterior Accessible Route	1	CALIFORNIA: The exterior accessible route has slopes in excess of maximum 1:20 (5%) running slope and/or maximum 1:48 (2.08)% cross slope.	Route from Parking Lot H - Space H14/15 to Gavilan College Loop Entrance	California Accessibility Code	California Building Code Chap 11B-403.3, 403.5	150	\$8.96	SF	\$1,344
706	5	217880	2914	SITE (Internal Paths)	PARKING LOT H	Exterior Access Route	Exterior Accessible Route	1	CALIFORNIA: The exterior accessible route is less than 48" wide.	Route from Parking Lot H - Space H14/15 to Gavilan College Loop Entrance	California Accessibility Code	California Building Code Chap 11B-403.5.1	20	\$8.96	SF	\$179
707	5	217881	3353	SITE (Internal Paths)	PARKING LOT H	Exterior Access Route	Curb Ramp	1	CALIFORNIA: The curb ramp landing is not level. The slope of the curb ramp landing exceeds the maximum allowable 1:48 (2.08%).	Parking Lot H-CR6	California Accessibility Code	ADA 304; California Building Code Chap 11B-406.5.3	1	\$1,289	EA	\$1,289
708	5	218149	3250	SITE (Internal Paths)	PARKING LOT H	Accessible Parking	Parking Space-Car	1	CALIFORNIA: The car stall slope is greater than 1:48 (2.08%).	Parking Lot H - Space H9	California Accessibility Code	California Building Code Chap 11B-502.4	1	\$6,300	EA	\$6,300
709	5	218150	3250	SITE (Internal Paths)	PARKING LOT H	Accessible Parking	Parking Space-Car	1	CALIFORNIA: The car stall slope is greater than 1:48 (2.08%).	Parking Lot H - Space H11	California Accessibility Code	California Building Code Chap 11B-502.4	1	\$6,300	EA	\$6,300

	A	B	C	D	E	F	G	H	I	L	M	N	O	P	Q	T
710	5	218090	3247	SITE (Internal Paths)	PARKING LOT SECURITY/FACILITIES	Accessible Parking	Parking Space-Car	1	CALIFORNIA: A car accessible stall and adjacent aisle are not provided.	Security and Facilities Building	California Accessibility Code	California Building Code Chap 11B-502	1	\$840	EA	\$840
711	5	218091	2904	SITE (Internal Paths)	PARKING LOT SECURITY/FACILITIES	Accessible Parking	Parking Space - Van	1	CALIFORNIA: Signage is not provided at the van accessible space, or the existing signage is not compliant.	Security and Facilities Building	California Accessibility Code	California Building Code Chap 11B-502.6	1	\$280	EA	\$280
712	5	218092	2896	SITE (Internal Paths)	PARKING LOT SECURITY/FACILITIES	Accessible Parking	Parking Space - Van	1	CALIFORNIA: The van parking stall is less than 108" wide.	Security and Facilities Building	California Accessibility Code	California Building Code Chap 11B-502.2	1	\$420	EA	\$420
713	5	218093	3248	SITE (Internal Paths)	PARKING LOT SECURITY/FACILITIES	Accessible Parking	Parking Space - Van	1	CALIFORNIA: The van parking aisle slope is greater than 1:48 (2.08%).	Security and Facilities Building	California Accessibility Code	California Building Code Chap 11B-502.4	1	\$5,000	EA	\$5,000
714	5	218094	2902	SITE (Internal Paths)	PARKING LOT SECURITY/FACILITIES	Accessible Parking	Parking Space-Van	1	CALIFORNIA: The van aisle markings are not compliant.	Security and facilities building	California Accessibility Code	California Building Code Chap 11B-502.3.3	1	\$420	EA	\$420
715	5	217876	2947	SITE (Internal Paths)	GENERAL CIRCULATION	Exterior Access Route	Stairs	2	CALIFORNIA: The stair handrail extensions are not compliant.	Route from Gymnasium to Tennis Courts	California Accessibility Code	California Building Code Chap 11B-505.10	50	\$163	LF	\$8,150
716	5	220407	2947	SITE (Internal Paths)	GENERAL CIRCULATION	Exterior Access Route	Stairs	2	CALIFORNIA: The stair handrail extensions are not compliant.	Student Center - east stair	California Accessibility Code	California Building Code Chap 11B-505.10	10	\$163	LF	\$1,630
717	5	220409	2947	SITE (Internal Paths)	GENERAL CIRCULATION	Exterior Access Route	Stairs	2	CALIFORNIA: The stair handrail extensions are not compliant.	Mathematics Building - west stair	California Accessibility Code	California Building Code Chap 11B-505.10	8	\$163	LF	\$1,304

	A	B	C	D	E	F	G	H	I	L	M	N	O	P	Q	T
718	5	220418	2947	SITE (Internal Paths)	GENERAL CIRCULATION	Exterior Access Route	Stairs	2	CALIFORNIA: The stair handrail extensions are not compliant.	Life Science Building - southeast stair	California Accessibility Code	California Building Code Chap 11B-505.10	8	\$163	LF	\$1,304
719	5	220425	2947	SITE (Internal Paths)	GENERAL CIRCULATION	Exterior Access Route	Stairs	2	CALIFORNIA: The stair handrail extensions are not compliant.	Life Science Building	California Accessibility Code	California Building Code Chap 11B-505.10	2	\$163	LF	\$326
720	5	220431	2947	SITE (Internal Paths)	GENERAL CIRCULATION	Exterior Access Route	Stairs	2	CALIFORNIA: The stair handrail extensions are not compliant.	Stairs between LI and Main Road	California Accessibility Code	California Building Code Chap 11B-505.10	2	\$163	LF	\$326
721	5	220474	2947	SITE (Internal Paths)	GENERAL CIRCULATION	Exterior Access Route	Stairs	2	CALIFORNIA: The stair handrail extensions are not compliant.	Between COS and BU	California Accessibility Code	California Building Code Chap 11B-505.10	2	\$163	LF	\$326
722	5	220478	2947	SITE (Internal Paths)	GENERAL CIRCULATION	Exterior Access Route	Stairs	2	CALIFORNIA: The stair handrail extensions are not compliant.	BU Building	California Accessibility Code	California Building Code Chap 11B-505.10	4	\$163	LF	\$652
723	5	220491	2947	SITE (Internal Paths)	GENERAL CIRCULATION	Exterior Access Route	Stairs	2	CALIFORNIA: The stair handrail extensions are not compliant.	SC Building	California Accessibility Code	California Building Code Chap 11B-505.10	8	\$163	LF	\$1,304
724	5	220405	1753	SITE (Internal Paths)	GENERAL CIRCULATION	Signage	Exterior Accessible Route-Signage	4	Signage directing pedestrians to the nearest accessible building entrance on an accessible route is not present.	Southwest corner of Library	ADA	302, 503.4	2	\$280	EA	\$560
725	5	220423	1750	SITE (Internal Paths)	GENERAL CIRCULATION	Exterior Access Route	Signage	4	Directional signage indicating the accessible route from accessible parking to the facility is not provided, where existing routes are both accessible and non-accessible.	Life Science Building - southeast stair	ADA	216.3	2	\$280	EA	\$560

	A	B	C	D	E	F	G	H	I	L	M	N	O	P	Q	T
726	5	220428	1750	SITE (Internal Paths)	GENERAL CIRCULATION	Exterior Access Route	Signage	4	Directional signage indicating the accessible route from accessible parking to the facility is not provided, where existing routes are both accessible and non-accessible.	Humanities Building to Campus Loop	ADA	216.3	2	\$280	EA	\$560
727	5	220476	1753	SITE (Internal Paths)	GENERAL CIRCULATION	Signage	Exterior Accessible Route-Signage	4	Signage directing pedestrians to the nearest accessible building entrance on an accessible route is not present.	Between COS and BU	ADA	302, 503.4	2	\$280	EA	\$560
728																
729	6	218424	3052	LIFE SCIENCE	CLASSROOM	Entrance to Building	Building Entrance - Door	1	CALIFORNIA: Maneuvering clearance at the exterior side of the pull door with frontal approach is not level and clear.	Classroom LS106	California Accessibility Code	CBC Chap 11B-404.2.4	1	\$1,250	EA	\$1,250
730	6	218426	3052	LIFE SCIENCE	CLASSROOM	Entrance to Building	Building Entrance - Door	1	CALIFORNIA: Maneuvering clearance at the exterior side of the pull door with frontal approach is not level and clear.	Classroom LS106	California Accessibility Code	CBC Chap 11B-404.2.4	1	\$1,250	EA	\$1,250
731	6	218428	3388	LIFE SCIENCE	CLASSROOM	Interior Access Route	Stairs	1	CALIFORNIA: The top and bottom treads of the interior stair flight do not have a stripe which provides visual contrast of dark-on-light or light-on-dark distinguished from the remainder of the surface.	Classroom LS101	California Building Code	Chap 11B-504.4.1	2	\$35.20	Riser	\$70
732	6	218429	3052	LIFE SCIENCE	CLASSROOM	Entrance to Building	Building Entrance - Door	1	CALIFORNIA: Maneuvering clearance at the exterior side of the pull door with frontal approach is not level and clear.	Classroom LS118	California Accessibility Code	CBC Chap 11B-404.2.4	1	\$1,250	EA	\$1,250
733	6	218430	3052	LIFE SCIENCE	CLASSROOM	Entrance to Building	Building Entrance - Door	1	CALIFORNIA: Maneuvering clearance at the exterior side of the pull door with frontal approach is not level and clear.	Classroom LS115	California Accessibility Code	CBC Chap 11B-404.2.4	1	\$1,250	EA	\$1,250
734	6	218431	3052	LIFE SCIENCE	CLASSROOM	Entrance to Building	Building Entrance - Door	1	CALIFORNIA: Maneuvering clearance at the exterior side of the pull door with frontal approach is not level and clear.	Classroom LS111	California Accessibility Code	CBC Chap 11B-404.2.4	1	\$1,250	EA	\$1,250
735	6	218432	3052	LIFE SCIENCE	CLASSROOM	Entrance to Building	Building Entrance - Door	1	CALIFORNIA: Maneuvering clearance at the exterior side of the pull door with frontal approach is not level and clear.	Classroom LS109	California Accessibility Code	CBC Chap 11B-404.2.4	1	\$1,250	EA	\$1,250

	A	B	C	D	E	F	G	H	I	L	M	N	O	P	Q	T
736	6	218397	2926	LIFE SCIENCE	EXTERIOR	Exterior Access Route	Ramp	1	CALIFORNIA: The ramp landings are not compliant.	Ramp R1	California Accessibility Code	California Building Code Chap 11B-405.7	6	\$662	LF	\$3,972
737	6	218398	2929	LIFE SCIENCE	EXTERIOR	Exterior Access Route	Ramp	1	CALIFORNIA: The exterior ramp railings do not extend 12" horizontally above the landing beyond the top and bottom of the ramp runs and in the same direction of the ramp run.	Ramp R1	California Accessibility Code	California Building Code Chap 11B-505.10.1	8	\$662	LF	\$5,296
738	6	218399	1059	LIFE SCIENCE	EXTERIOR	Exterior Access Route	Ramp	1	The ramp has a running slope in excess of 1:12 (8.33%) and/or cross slope in excess of 1:48 (2.08%).	Ramp R1	ADA	405.2	65	\$662	LF	\$43,030
739	6	218400	2926	LIFE SCIENCE	EXTERIOR	Exterior Access Route	Ramp	1	CALIFORNIA: The ramp landings are not compliant.	Ramp R1	California Accessibility Code	California Building Code Chap 11B-405.7	18	\$662	LF	\$11,916
740	6	218401	1941	LIFE SCIENCE	EXTERIOR	Exterior Access Route	Exterior Accessible Route	1	The accessible route has gaps in the surface greater than 1/2" wide.	Ramp R1 top Landing	ADA	302.3	5	\$19.82	SF	\$99
741	6	218402	1941	LIFE SCIENCE	EXTERIOR	Exterior Access Route	Exterior Accessible Route	1	The accessible route has gaps in the surface greater than 1/2" wide.	Courtyard & Building exterior	ADA	302.3	140	\$19.82	SF	\$2,775
742	6	218403	1044	LIFE SCIENCE	EXTERIOR	Exterior Access Route	Exterior Accessible Route	1	The accessible route has areas of vertical level changes in excess of 1/4" that are not beveled or ramped.	Courtyard & Building exterior	ADA	303	110	\$19.82	SF	\$2,180
743	6	218406	1974	LIFE SCIENCE	RESTROOM	Restroom	Restroom/Bathroom - Door	1	The opening force of the fire door is more than 15#s at the latch, more than 30#s to set door in motion, and more than #15 to move door to fully open.	Women's Restroom	ADA	404.2.9, IBC 1008.1.3	1	\$366	EA	\$366

	A	B	C	D	E	F	G	H	I	L	M	N	O	P	Q	T
744	6	218433	3435	LIFE SCIENCE	EXTERIOR	Picnic Area	Picnic Table	3	CALIFORNIA: A compliant picnic table is not provided.	Courtyard	California Accessibility Code	ADA 902.2; 902.4; California Building Code Chap 11B-246.6, 306.2, 306.3	1	\$1,300	EA	\$1,300
745	6	218434	2950	LIFE SCIENCE	EXTERIOR	Site Furnishings	Drinking Fountain/Water Cooler	3	CALIFORNIA: The drinking fountain is not located completely within alcoves, positioned completely between wing walls, or otherwise positioned so as not to encroach into pedestrian ways.	Courtyard	California Accessibility Code	ADA 305.7; CBC Chap 11B-602.9	1	\$8,000	EA	\$8,000
746	6	218405	1261	LIFE SCIENCE	RESTROOM	Restroom	Restroom/Bathroom - Door	3	The pull side of the accessible door does not have the required maneuvering clearances.	Women's Restroom	ADA	404.2; Table 404.2.4.1	1	\$1,250	EA	\$1,250
747	6	218408	1192	LIFE SCIENCE	RESTROOM	Restroom	Restroom/Bathroom - Door	3	The accessible door with door closer has a sweep period of less than 5 seconds from 90 degrees to a position 12 degrees from latch.	Women's Restroom	ADA	404.2.8	1	\$0	EA	\$0
748	6	218409	1267	LIFE SCIENCE	RESTROOM	Restroom	Restroom/Bathroom - Door	3	The force required to open the interior, hinged, non-fire door is more than 5 pounds.	Women's Restroom	ADA	404.2.9	1	\$366	EA	\$366
749	6	218410	1192	LIFE SCIENCE	RESTROOM	Restroom	Restroom/Bathroom - Door	3	The accessible door with door closer has a sweep period of less than 5 seconds from 90 degrees to a position 12 degrees from latch.	Women's Restroom	ADA	404.2.8	1	\$0	EA	\$0
750	6	218411	3309	LIFE SCIENCE	RESTROOM	Restroom	Restroom/Bathroom - Water Closet	3	CALIFORNIA: The toilet paper dispenser is not compliant.	Women's Restroom	California Accessibility Code	CBC Chap 11B-604.7, 604.9, 609.3	1	\$280	EA	\$280
751	6	218412	3036	LIFE SCIENCE	RESTROOM	Restroom	Restroom/Bathroom - Water Closet	3	CALIFORNIA: The centerline of the toilet in the wheelchair stall or single-user restroom is not 17" minimum to 18" maximum from the sidewall.	Women's Restroom	California Accessibility Code	CBC Chap 11B-604.3	1	\$1,368	EA	\$1,368
752	6	218413	1943	LIFE SCIENCE	RESTROOM	Restroom	Restroom/Bathroom - Coat Hook	3	The coat hook is not within an allowable reach range.	Women's Restroom	ADA	308	1	\$115	EA	\$115
753	6	218414	1191	LIFE SCIENCE	RESTROOM	Restroom	Restroom/Bathroom - Door	3	The wheelchair stall door is not self closing.	Women's Restroom	ADA	604.8.1.2	1	\$293	EA	\$293
754	6	218415	1285	LIFE SCIENCE	RESTROOM	Restroom	Controls And Dispensers	3	Controls on dispensers are not compliant.	Women's Restroom	ADA	606.1; 309.4	1	\$200	EA	\$200

	A	B	C	D	E	F	G	H	I	L	M	N	O	P	Q	T
755	6	218416	3036	LIFE SCIENCE	RESTROOM	Restroom	Restroom/Bathroom - Water Closet	3	CALIFORNIA: The centerline of the toilet in the wheelchair stall or single-user restroom is not 17" minimum to 18" maximum from the sidewall.	Men's Restroom	California Accessibility Code	CBC Chap 11B-604.3	1	\$1,368	EA	\$1,368
756	6	218417	1285	LIFE SCIENCE	RESTROOM	Restroom	Controls And Dispensers	3	Controls on dispensers are not compliant.	Men's Restroom	ADA	606.1; 309.4	1	\$200	EA	\$200
757	6	218418	1943	LIFE SCIENCE	RESTROOM	Restroom	Restroom/Bathroom - Coat Hook	3	The coat hook is not within an allowable reach range.	Men's Restroom	ADA	308	1	\$115	EA	\$115
758	6	218419	1191	LIFE SCIENCE	RESTROOM	Restroom	Restroom/Bathroom-Door	3	The wheelchair stall door is not self closing.	Men's Restroom	ADA	604.8.1.2	1	\$293	EA	\$293
759	6	218420	1285	LIFE SCIENCE	RESTROOM	Restroom	Controls And Dispensers	3	Controls on dispensers are not compliant.	Men's Restroom	ADA	606.1; 309.4	1	\$200	EA	\$200
760	6	218421	1267	LIFE SCIENCE	RESTROOM	Restroom	Restroom/Bathroom - Door	3	The force required to open the interior, hinged, non-fire door is more than 5 pounds.	Men's Restroom	ADA	404.2.9	1	\$366	EA	\$366
761	6	218422	2971	LIFE SCIENCE	RESTROOM	Restroom	Restroom/Bathroom-Signage	3	CALIFORNIA: The men's restroom does not have compliant signage at the door.	Men's Restroom	California Accessibility Code	ADA 703.4.2; CBC 216.2, 703.1, 703.2, 703.5	1	\$110	EA	\$110
762	6	218423	1261	LIFE SCIENCE	RESTROOM	Restroom	Restroom/Bathroom - Door	3	The pull side of the accessible door does not have the required maneuvering clearances.	Men's Restroom	ADA	404.2; Table 404.2.4.1	1	\$1,250	EA	\$1,250
763	6	218425	1283	LIFE SCIENCE	CLASSROOM	Common Areas	Controls And Dispensers	4	Controls and/or dispensers are not within an allowable reach range.	Classroom LS106	ADA	606.1; 308	1	\$1,098	EA	\$1,098
764	6	218382	2591	MATHEMATICS	CLASSROOM	Entrance to Building	Building Entrance - Door	1	CALIFORNIA: The non-fire, hinged accessible exterior door takes more than 5#s of pressure to operate.	Side Entrance-MA115	California Accessibility Code	CBD Chap 11B-404.2.9	1	\$366	EA	\$366
765	6	218383	1094	MATHEMATICS	CLASSROOM	Entrance to Building	Building Entrance - Door	1	The accessible door with door closer has a sweep period of less than 5 seconds from 90 degrees to a position 12 degrees from latch.	Side Entrance-MA115	ADA	404.2.8	1	\$0	EA	\$0
766	6	218384	2591	MATHEMATICS	CLASSROOM	Entrance to Building	Building Entrance - Door	1	CALIFORNIA: The non-fire, hinged accessible exterior door takes more than 5#s of pressure to operate.	Side Entrance-MA101	California Accessibility Code	CBD Chap 11B-404.2.9	1	\$366	EA	\$366
767	6	218385	2591	MATHEMATICS	CLASSROOM	Entrance to Building	Building Entrance - Door	1	CALIFORNIA: The non-fire, hinged accessible exterior door takes more than 5#s of pressure to operate.	Side Entrance-MA102	California Accessibility Code	CBD Chap 11B-404.2.9	1	\$366	EA	\$366

	A	B	C	D	E	F	G	H	I	L	M	N	O	P	Q	T
768	6	218387	2591	MATHEMATICS	CLASSROOM	Entrance to Building	Building Entrance - Door	1	CALIFORNIA: The non-fire, hinged accessible exterior door takes more than 5#s of pressure to operate.	Side Entrance-MA115 #2	California Accessibility Code	CBD Chap 11B-404.2.9	1	\$366	EA	\$366
769	6	218388	1094	MATHEMATICS	CLASSROOM	Entrance to Building	Building Entrance - Door	1	The accessible door with door closer has a sweep period of less than 5 seconds from 90 degrees to a position 12 degrees from latch.	Side Entrance-MA115 #2	ADA	404.2.8	1	\$366	EA	\$366
770	6	218389	2591	MATHEMATICS	CLASSROOM	Entrance to Building	Building Entrance - Door	1	CALIFORNIA: The non-fire, hinged accessible exterior door takes more than 5#s of pressure to operate.	Side Entrance-MA103	California Accessibility Code	CBD Chap 11B-404.2.9	1	\$366	EA	\$366
771	6	218390	1094	MATHEMATICS	CLASSROOM	Entrance to Building	Building Entrance - Door	1	The accessible door with door closer has a sweep period of less than 5 seconds from 90 degrees to a position 12 degrees from latch.	Side Entrance-MA103	ADA	404.2.8	1	\$0	EA	\$0
772	6	218394	3052	MATHEMATICS	CLASSROOM	Entrance to Building	Building Entrance - Door	1	CALIFORNIA: Maneuvering clearance at the exterior side of the pull door with frontal approach is not level and clear.	Classroom MA115	California Accessibility Code	CBC Chap 11B-404.2.4	1	\$1,250	EA	\$1,250
773	6	218395	3052	MATHEMATICS	CLASSROOM	Entrance to Building	Building Entrance - Door	1	CALIFORNIA: Maneuvering clearance at the exterior side of the pull door with frontal approach is not level and clear.	Classroom MA112	California Accessibility Code	CBC Chap 11B-404.2.4	1	\$1,250	EA	\$1,250
774	6	218396	3052	MATHEMATICS	CLASSROOM	Entrance to Building	Building Entrance - Door	1	CALIFORNIA: Maneuvering clearance at the exterior side of the pull door with frontal approach is not level and clear.	Side Entrance-MA115 #2	California Accessibility Code	CBC Chap 11B-404.2.4	1	\$1,250	EA	\$1,250
775	6	218392	3056	MATHEMATICS	EXTERIOR	Exterior Access Route	Stairs	1	CALIFORNIA: Handrails are not compliant or are not provided.	Stair ST1	California Accessibility Code	CBC Chap 11B-505	64	\$163	LF	\$10,432
776	6	218393	1941	MATHEMATICS	EXTERIOR	Exterior Access Route	Exterior Accessible Route	1	The accessible route has gaps in the surface greater than 1/2" wide.	Building Exterior	ADA	302.3	50	\$19.82	SF	\$991

	A	B	C	D	E	F	G	H	I	L	M	N	O	P	Q	T
777	6	218381	3354	MATHEMATICS	INTERIOR	Common Areas	Service Counter	2	CALIFORNIA: The service counter does not have a 36" long section that is 34" maximum above finished floor that is oriented for a parallel approach, or the service counter does not have a 36" long section that is 34" maximum above the finished floor, with knee and toe clearance oriented for a forward approach.	Lobby-Main Entrance	State of California	CBC Chap 11B-306, 904.4	3	\$601.50	LF	\$1,805
778	6	218386	1283	MATHEMATICS	CLASSROOM	Common Areas	Controls And Dispensers	4	Controls and/or dispensers are not within an allowable reach range.	Classroom MA102	ADA	606.1; 308	1	\$115	EA	\$115
779	6	218483	2591	PHYSICAL SCIENCE	CLASSROOM	Entrance to Building	Building Entrance - Door	1	CALIFORNIA: The non-fire, hinged accessible exterior door takes more than 5#s of pressure to operate.	Classroom PS102	California Accessibility Code	CBD Chap 11B-404.2.9	2	\$366	EA	\$732
780	6	218484	1094	PHYSICAL SCIENCE	CLASSROOM	Entrance to Building	Building Entrance - Door	1	The accessible door with door closer has a sweep period of less than 5 seconds from 90 degrees to a position 12 degrees from latch.	Classroom PS102	ADA	404.2.8	1	\$0	EA	\$0
781	6	218490	2591	PHYSICAL SCIENCE	CLASSROOM	Entrance to Building	Building Entrance - Door	1	CALIFORNIA: The non-fire, hinged accessible exterior door takes more than 5#s of pressure to operate.	Classroom PS105	California Accessibility Code	CBD Chap 11B-404.2.9	1	\$366	EA	\$366
782	6	218491	3388	PHYSICAL SCIENCE	CLASSROOM	Interior Access Route	Stairs	1	CALIFORNIA: The top and bottom treads of the interior stair flight do not have a stripe which provides visual contrast of dark-on-light or light-on-dark distinguished from the remainder of the surface.	Classroom PS105	California Accessibility Code	California Building Code Chap 11B-504.4.1	2	\$35.20	Riser	\$70
783	6	218492	3043	PHYSICAL SCIENCE	CLASSROOM	Exterior Access Route	Door	1	CALIFORNIA: The maneuvering clearance at the entry door is not compliant.	Classroom PS105	California Accessibility Code	CBC Chap 11B-404.2	1	\$1,750	EA	\$1,750
784	6	218493	2591	PHYSICAL SCIENCE	CLASSROOM	Entrance to Building	Building Entrance - Door	1	CALIFORNIA: The non-fire, hinged accessible exterior door takes more than 5#s of pressure to operate.	Classroom PS101 Entry Door	California Accessibility Code	CBD Chap 11B-404.2.9	1	\$366	EA	\$366

	A	B	C	D	E	F	G	H	I	L	M	N	O	P	Q	T
785	6	218494	1094	PHYSICAL SCIENCE	CLASSROOM	Entrance to Building	Building Entrance - Door	1	The accessible door with door closer has a sweep period of less than 5 seconds from 90 degrees to a position 12 degrees from latch.	Classroom PS101 Entry Door	ADA	404.2.8	1	\$0	EA	\$0
786	6	218495	2591	PHYSICAL SCIENCE	CLASSROOM	Entrance to Building	Building Entrance - Door	1	CALIFORNIA: The non-fire, hinged accessible exterior door takes more than 5#s of pressure to operate.	Classroom PS101 Exit Door	California Accessibility Code	CBD Chap 11B- 404.2.9	1	\$366	EA	\$366
787	6	218496	3043	PHYSICAL SCIENCE	CLASSROOM	Exterior Access Route	Door	1	CALIFORNIA: The maneuvering clearance at the entry door is not compliant.	Classroom PS108	California Accessibility Code	CBC Chap 11B-404.2	1	\$1,750	EA	\$1,750
788	6	218497	3043	PHYSICAL SCIENCE	CLASSROOM	Exterior Access Route	Door	1	CALIFORNIA: The maneuvering clearance at the entry door is not compliant.	Classroom PS111	California Accessibility Code	CBC Chap 11B-404.2	1	\$1,750	EA	\$1,750
789	6	218498	3043	PHYSICAL SCIENCE	CLASSROOM	Exterior Access Route	Door	1	CALIFORNIA: The maneuvering clearance at the entry door is not compliant.	Classroom PS101 Exit Door	California Accessibility Code	CBC Chap 11B-404.2	1	\$1,750	EA	\$1,750
790	6	218499	3043	PHYSICAL SCIENCE	CLASSROOM	Exterior Access Route	Door	1	CALIFORNIA: The maneuvering clearance at the entry door is not compliant.	Classroom PS102	California Accessibility Code	CBC Chap 11B-404.2	1	\$1,750	EA	\$1,750
791	6	218487	2591	PHYSICAL SCIENCE	EXTERIOR ROOM ENTRANCE	Entrance to Building	Building Entrance - Door	1	CALIFORNIA: The non-fire, hinged accessible exterior door takes more than 5#s of pressure to operate.	Offices PS103 & PS104	California Accessibility Code	CBD Chap 11B- 404.2.9	2	\$366	EA	\$732
792	6	218500	3043	PHYSICAL SCIENCE	EXTERIOR ROOM ENTRANCE	Exterior Access Route	Door	1	CALIFORNIA: The maneuvering clearance at the entry door is not compliant.	Offices PS104	California Accessibility Code	CBC Chap 11B-404.2	1	\$1,750	EA	\$1,750
793	6	218488	1805	PHYSICAL SCIENCE	EXTERIOR ROOM ENTRANCE	Entrance to Building	Building Entrance - Door	2	The surface of the door within 10 inches of the finish floor or ground for the full width of the door on the push side is not smooth.	Offices PS103 & PS104	ADA	404.2.10	2	\$115	EA	\$230

	A	B	C	D	E	F	G	H	I	L	M	N	O	P	Q	T
794	6	218485	1283	PHYSICAL SCIENCE	CLASSROOM	Common Areas	Controls And Dispensers	4	Controls and/or dispensers are not within an allowable reach range.	Classroom PS102	ADA	606.1; 308	1	\$200	EA	\$200
795	6	218486	1283	PHYSICAL SCIENCE	CLASSROOM	Common Areas	Controls And Dispensers	4	Controls and/or dispensers are not within an allowable reach range.	Classroom PS102	ADA	606.1; 308	4	\$500	EA	\$2,000
796																
797	7	218054	2924	THEATER	EXTERIOR	Exterior Access Route	Ramp	1	CALIFORNIA: The ramp has running slopes and/or rises in excess of 1:12.	Exterior Ramp Northeast Side of the Building	California Accessibility Code	California Building Code Chap 11B-405	91	\$662	LF	\$60,242
798	7	218060	3043	THEATER	EXTERIOR	Entrance to Building	Building Entrance - Door	1	CALIFORNIA: The maneuvering clearance at the entry door is not compliant.	Main Entrance	California Accessibility Code	CBC Chap 11B-404.2	1	\$1,750	EA	\$1,750
799	7	218071	3043	THEATER	EXTERIOR	Entrance to Building	Building Entrance - Door	1	CALIFORNIA: The maneuvering clearance at the entry door is not compliant.	Backstage	California Accessibility Code	CBC Chap 11B-404.2	1	\$1,750	EA	\$1,750
800	7	218072	2926	THEATER	EXTERIOR	Exterior Access Route	Ramp	1	CALIFORNIA: The ramp landings are not compliant.	Exterior Ramp Southeast Corner of the Building	California Accessibility Code	California Building Code Chap 11B-405.7	5	\$662	LF	\$3,310
801	7	218073	2924	THEATER	EXTERIOR	Exterior Access Route	Ramp	1	CALIFORNIA: The ramp has running slopes and/or rises in excess of 1:12.	Exterior Ramp Southeast Corner of the Building	California Accessibility Code	California Building Code Chap 11B-405	49	\$662	LF	\$32,438
802	7	218074	1054	THEATER	EXTERIOR	Exterior Access Route	Stairs	1	Steps do not have uniform and compliant riser heights and/or tread depths.	Exterior Stairs East Side of the Building	ADA	504.2	96	\$76.50	SF	\$7,344
803	7	218075	1057	THEATER	EXTERIOR	Exterior Access Route	Stairs	1	Handrails are not compliant.	Exterior Stairs East Side of the Building	ADA	505	66	\$163	LF	\$10,758

	A	B	C	D	E	F	G	H	I	L	M	N	O	P	Q	T
804	7	218077	1044	THEATER	EXTERIOR	Exterior Access Route	Exterior Accessible Route	1	The accessible route has areas of vertical level changes in excess of 1/4" that are not beveled or ramped.	Main Stairs South Side of the Building	ADA	303	66	\$19.82	SF	\$1,308
805	7	218057	3043	THEATER	INTERIOR	Entrance to Building	Building Entrance-Door	1	CALIFORNIA: The maneuvering clearance at the entry door is not compliant.	Public Men's & Women's Restroom	California Accessibility Code	CBC Chap 11B-404.2	2	\$1,750	EA	\$3,500
806	7	218065	3536	THEATER	INTERIOR	Interior Access Route	Stairs	1	Handrails are not compliant.	Theater	IBC	2009 ANSI A117.1-505.2	64	\$163	LF	\$10,432
807	7	218069	1132	THEATER	INTERIOR	Interior Access Route	Door	1	The hardware at the accessible door (including sliding doors - both sides) requires tight grasping, pinching or twisting of the wrist to operate OR is mounted below 34" or above 48".	Throughout the Theater Building	ADA	309, 404.2.7	30	\$293	EA	\$8,790
808	7	218061	1805	THEATER	INTERIOR	Entrance to Building	Building Entrance - Door	2	The surface of the door within 10 inches of the finish floor or ground for the full width of the door on the push side is not smooth.	Main Entrance	ADA	404.2.10	2	\$1,000	EA	\$2,000
809	7	218062	1288	THEATER	INTERIOR	Common Areas	Assembly Area	2	An assistive listening system is required, but not provided.	Theater	ADA	216.10; 219; 706	16	\$250	EA	\$4,000
810	7	218063	1290	THEATER	INTERIOR	Common Areas	Assembly Area	2	Assembly areas do not provide companion spaces.	Theater	ADA	221.3; 221.2.1; 802.3	6	\$2,930	EA	\$17,580
811	7	218064	1291	THEATER	INTERIOR	Common Areas	Assembly Area	2	Assembly areas do not provide compliant aisle seats.	Theater	ADA	221.4; 802.4	5	#####	EA	\$7,713
812	7	218066	3477	THEATER	INTERIOR	Common Areas	Assembly Area	2	ADVISORY: An accessible route does not connect the assembly area wheelchair spaces with performing areas.	Theater	ADA	206.2.6	0	\$33.63	SF	\$0
813	7	218068	1181	THEATER	INTERIOR	Common Areas	Work Surface	2	The work surface height is not compliant. Knee and toe clearances are not provided.	Dressing Room	ADA	306, 902.1, 902.2, 902.3, 902.4	3	\$763	EA	\$2,289
814	7	218070	1855	THEATER	INTERIOR	Interior Access Route	Door	2	The surface of the swinging door within 10 inches of the finish floor or ground for the full width of the door on the push side is not smooth.	Backstage	ADA	404.2.10	10	\$115	EA	\$1,150
815	7	218076	1870	THEATER	INTERIOR	Common Areas	Counter	2	The sales or service counter does not have an accessible portion with maximum 36" height surface above finish floor or ground.	Box Office	ADA	904.4	3	\$601.50	LF	\$1,805

	A	B	C	D	E	F	G	H	I	L	M	N	O	P	Q	T
816	7	218055	1207	THEATER	INTERIOR	Restroom	Restroom/Bathroom - Water Closet	3	The toilet paper dispenser is not at a compliant location.	Public Men's & Women's Restroom	ADA	604.7, 604.9, 609.3	2	\$280	EA	\$560
817	7	218056	1267	THEATER	INTERIOR	Restroom	Restroom/Bathroom - Door	3	The force required to open the interior, hinged, non-fire door is more than 5 pounds.	Public Men's & Women's Restroom	ADA	404.2.9	2	\$366	EA	\$732
818	7	218058	1197	THEATER	INTERIOR	Restroom	Restroom/Bathroom - Water Closet	3	The side grab bar at the water closet is not compliant.	Public Men's & Women's Restroom	ADA	604.5.1	2	\$355	EA	\$710
819	7	218059	3431	THEATER	INTERIOR	Interior Access Route	Drinking Fountain/Water Cooler	3	CALIFORNIA: The minimum number of drinking fountains is not provided.	Drinking Fountain DF-1	California Accessibility Code	California Building Code Chap 11B-211, 602	1	\$8,000	EA	\$8,000
820	7	218067	1922	THEATER	INTERIOR	Restroom	Restroom/Bathroom	3	The entire restroom is not compliant due to limited room dimensions.	Backstage Men's and Women's Restrooms.	ADA	603, 604, 606	2	\$12,000	EA	\$24,000
821																
822	8	217756	3291	MAINTENANCE	MAINTENANCE - 7 HAZ MATS	Exterior Access Route	Exterior Accessible Route	1	CALIFORNIA: The slopes of the exterior accessible route are not compliant.	MAINTENANCE - 7 HAZ MATS	California Accessibility Code	California Building Code Chap 11B-403.5.1	1045	\$8.96	SF	\$9,363
823	8	217757	3391	MAINTENANCE	MAINTENANCE STORAGE SHED	Entrance to Building	Building Entrance - Door	1	CALIFORNIA: The hardware at the accessible door is not compliant.	MAINTENANCE STORAGE SHED #3	California Accessibility Code	CBC Chap 11B-309, 404.2.7, State Fire Marshall Referenced Standard Section 12-10-202(f)	1	\$676	EA	\$676
824	8	217758	1088	MAINTENANCE	MAINTENANCE STORAGE SHED	Entrance to Building	Building Entrance - Door	1	The accessible door has less than 32" clear width.	MAINTENANCE STORAGE SHED #2	ADA	404.2.3	1	\$2,480	EA	\$2,480

	A	B	C	D	E	F	G	H	I	L	M	N	O	P	Q	T
825	8	217760	1751	MAINTENANCE	MAINTENANCE STORAGE SHED	Exterior Access Route	Curb Ramp	1	The ramp surface has vertical height changes greater than 1/4" that are not ramped.	MAINTENANCE STORAGE SHED #1	ADA	303, 403.4	8	\$1,750	EA	\$14,000
826	8	217761	3043	MAINTENANCE	MAINTENANCE STORAGE SHED	Entrance to Building	Building Entrance-Door	1	CALIFORNIA: The maneuvering clearance at the entry door is not compliant.	MAINTENANCE STORAGE SHED #3	California Accessibility Code	CBC Chap 11B-404.2	400	\$20	EA	\$7,928
827	8	218035	2591	MAINTENANCE	MAINTENANCE STORAGE SHED	Entrance to Building	Building Entrance-Door	1	CALIFORNIA: The non-fire, hinged accessible exterior door takes more than 5#s of pressure to operate.	Maintenance Storage Shed #1	California Accessibility Code	CBD Chap 11B-404.2.9	1	\$366	EA	\$366
828	8	218037	2591	MAINTENANCE	MAINTENANCE STORAGE SHED	Entrance to Building	Building Entrance-Door	1	CALIFORNIA: The non-fire, hinged accessible exterior door takes more than 5#s of pressure to operate.	Maintenance Storage Shed #3	California Accessibility Code	CBD Chap 11B-404.2.9	1	\$366	EA	\$366
829	8	217766	3295	MAINTENANCE	MAINTENANCE VEH SHED	Exterior Access Route	Exterior Accessible Route	1	CALIFORNIA: The exterior accessible route has an unstable surface.	MAINTENANCE VEH SHED	California Accessibility Code	California Building Code Chap 11B-246.7, 403.5.1	10751	\$8.96	SF	\$96,329
830	8	218036	3390	MAINTENANCE	MAINTENANCE STORAGE SHED	Residential Dwelling	Door	3	CALIFORNIA: The hardware at the accessible door is not compliant.	Maintenance Storage Shed #1	California Accessibility Code	CBC Chap 11B-309, 404.2.7, State Fire Marshall Referenced Standard Section 12-10-202(f)	1	\$293	EA	\$293
831	8	217923	1133	SECURITY/FACILITIES	INTERIOR	Interior Access Route	Door	1	The accessible door with door closer has a sweep period of less than 5 seconds from 90 degrees to a position 12 degrees from latch.	Restroom doors	ADA	404.2.8	2	\$366	EA	\$732

	A	B	C	D	E	F	G	H	I	L	M	N	O	P	Q	T
832	8	217922	1134	SECURITY/FACILITIES	RESTROOM	Interior Access Route	Door	1	The opening force required to open the accessible, hinged, non-fire door is more than 5 pounds.	Restroom doors	ADA	404.2.9	2	\$366	EA	\$732
833	8	217921	1104	SECURITY/FACILITIES	INTERIOR	Interior Access Route	Signage	2	The existing signage is not mounted at the latch side of the door or at a compliant height.	Restrooms	ADA	703.4	2	\$55	EA	\$110
834	8	217918	3038	SECURITY/FACILITIES	INTERIOR	Kitchen	Sink	3	CALIFORNIA: The sink does not have the required clear floor space of minimum 30" by minimum 48" for a forward approach with knee and toe clearance.	Break Room	California Accessibility Code	CBC Chap 11B-606.2; 305	1	\$3,000	EA	\$3,000
835	8	217919	3036	SECURITY/FACILITIES	RESTROOM	Restroom	Restroom/Bathroom - Water Closet	3	CALIFORNIA: The centerline of the toilet in the wheelchair stall or single-user restroom is not 17" minimum to 18" maximum from the sidewall.	Unisex restroom on the left	California Accessibility Code	CBC Chap 11B-604.3	1	\$1,368	EA	\$1,368
836	8	217920	3036	SECURITY/FACILITIES	RESTROOM	Restroom	Restroom/Bathroom - Water Closet	3	CALIFORNIA: The centerline of the toilet in the wheelchair stall or single-user restroom is not 17" minimum to 18" maximum from the sidewall.	The Unisex restroom on the right	California Accessibility Code	CBC Chap 11B-604.3	1	\$1,368	EA	\$1,368
837																
838	9	218992	3056	LIBRARY	EXTERIOR	Exterior Access Route	Stairs	1	CALIFORNIA: Handrails are not compliant or are not provided.	Stairs ST9	California Accessibility Code	CBC Chap 11B-505	8	\$163	LF	\$1,304
839	9	220446	3246	LIBRARY	EXTERIOR	Exterior Access Route	Ramp	1	CALIFORNIA: The exterior ramp railings are not compliant.	Ramp R2	California Building Code	California Chap 11B-403.5.1,5 05	36	\$163	LF	\$5,868
840	9	220447	3056	LIBRARY	EXTERIOR	Exterior Access Route	Stairs	1	CALIFORNIA: Handrails are not compliant or are not provided.	Stairs ST1	California Accessibility Code	CBC Chap 11B-505	32	\$163	LF	\$5,216
841	9	220448	1941	LIBRARY	EXTERIOR	Exterior Access Route	Exterior Accessible Route	1	The accessible route has gaps in the surface greater than 1/2" wide.	Exterior Sidewalk	ADA	302.3	50	\$19.82	SF	\$991

	A	B	C	D	E	F	G	H	I	L	M	N	O	P	Q	T
842	9	220449	2926	LIBRARY	EXTERIOR	Exterior Access Route	Ramp	1	CALIFORNIA: The ramp landings are not compliant.	Ramp R1	California Accessibility Code	California Building Code Chap 11B-405.7	16	\$662	LF	\$10,592
843	9	220450	3246	LIBRARY	EXTERIOR	Exterior Access Route	Ramp	1	CALIFORNIA: The exterior ramp railings are not compliant.	Ramp R1	California Accessibility Code	California Building Code Chap 11B-403.5.1,505	124	\$163	LF	\$20,212
844	9	220451	2924	LIBRARY	EXTERIOR	Exterior Access Route	Ramp	1	CALIFORNIA: The ramp has running slopes and/or rises in excess of 1:12.	Ramp R1	California Accessibility Code	California Building Code Chap 11B-405	60	\$662	LF	\$39,720
845	9	220452	2930	LIBRARY	EXTERIOR	Exterior Access Route	Ramp	1	CALIFORNIA: The ramp run does not have edge protection or the edge protection is not compliant.	Ramp R1	California Accessibility Code	California Building Code Chap 11B-405.9.2	48	\$163	LF	\$7,824
846	9	220453	3056	LIBRARY	EXTERIOR	Exterior Access Route	Stairs	1	CALIFORNIA: Handrails are not compliant or are not provided.	Stairs ST2	California Accessibility Code	CBC Chap 11B-505	6	\$163	LF	\$978
847	9	220454	1941	LIBRARY	EXTERIOR	Exterior Access Route	Exterior Accessible Route	1	The accessible route has gaps in the surface greater than 1/2" wide.	Exterior Sidewalk	ADA	302.3	15	\$19.82	SF	\$297
848	9	220460	3056	LIBRARY	EXTERIOR	Exterior Access Route	Stairs	1	CALIFORNIA: Handrails are not compliant or are not provided.	Stairs ST3	California Accessibility Code	CBC Chap 11B-505	12	\$163	LF	\$1,956
849	9	220461	2946	LIBRARY	EXTERIOR	Exterior Access Route	Stairs	1	CALIFORNIA: The top of the stair flight and all stair treads do not have a stripe which provides visual contrast of dark-on-light or light-on-dark distinguished from the remainder of the surface.	Stairs ST3	California Accessibility Code	California Building Code Chap 11B-504.4.1	3	\$35.20	Riser	\$106

	A	B	C	D	E	F	G	H	I	L	M	N	O	P	Q	T
850	9	220463	2946	LIBRARY	EXTERIOR	Exterior Access Route	Stairs	1	CALIFORNIA: The top of the stair flight and all stair treads do not have a stripe which provides visual contrast of dark-on-light or light-on-dark distinguished from the remainder of the surface.	Stairs ST4	California Accessibility Code	California Building Code Chap 11B-504.4.1	4	\$35.20	Riser	\$141
851	9	220464	2946	LIBRARY	EXTERIOR	Exterior Access Route	Stairs	1	CALIFORNIA: The top of the stair flight and all stair treads do not have a stripe which provides visual contrast of dark-on-light or light-on-dark distinguished from the remainder of the surface.	Stairs ST5	California Accessibility Code	California Building Code Chap 11B-504.4.1	4	\$35.20	Riser	\$141
852	9	220465	2946	LIBRARY	EXTERIOR	Exterior Access Route	Stairs	1	CALIFORNIA: The top of the stair flight and all stair treads do not have a stripe which provides visual contrast of dark-on-light or light-on-dark distinguished from the remainder of the surface.	Stairs ST6	California Accessibility Code	California Building Code Chap 11B-504.4.1	2	\$35.20	Riser	\$70
853	9	220466	2946	LIBRARY	EXTERIOR	Exterior Access Route	Stairs	1	CALIFORNIA: The top of the stair flight and all stair treads do not have a stripe which provides visual contrast of dark-on-light or light-on-dark distinguished from the remainder of the surface.	Stairs ST7	California Accessibility Code	California Building Code Chap 11B-504.4.1	2	\$35.20	Riser	\$70
854	9	220467	2946	LIBRARY	EXTERIOR	Exterior Access Route	Stairs	1	CALIFORNIA: The top of the stair flight and all stair treads do not have a stripe which provides visual contrast of dark-on-light or light-on-dark distinguished from the remainder of the surface.	Stairs ST8	California Accessibility Code	California Building Code Chap 11B-504.4.1	4	\$35.20	Riser	\$141
855	9	220471	2968	LIBRARY	EXTERIOR	Exterior Access Route	Exterior Accessible Route	1	CALIFORNIA: The exterior accessible route has slopes in excess of maximum 1:20 (5%) running slope and/or maximum 1:48 (2.08)% cross slope.	Sidewalk between Room 120 and Room 139	California Accessibility Code	California Building Code Chap 11B-403.3, 403.5	120	\$19.82	SF	\$2,378
856	9	220473	2968	LIBRARY	EXTERIOR	Exterior Access Route	Exterior Accessible Route	1	CALIFORNIA: The exterior accessible route has slopes in excess of maximum 1:20 (5%) running slope and/or maximum 1:48 (2.08)% cross slope.	Front Elevation	California Accessibility Code	California Building Code Chap 11B-403.3, 403.5	250	\$19.82	SF	\$4,955
857	9	220457	2591	LIBRARY	EXTERIOR ROOM ENTRANCE	Entrance to Building	Building Entrance - Door	1	CALIFORNIA: The non-fire, hinged accessible exterior door takes more than 5#s of pressure to operate.	Office L135	California Accessibility Code	CBD Chap 11B-404.2.9	1	\$366	EA	\$366

	A	B	C	D	E	F	G	H	I	L	M	N	O	P	Q	T
858	9	220458	3052	LIBRARY	EXTERIOR ROOM ENTRANCE	Entrance to Building	Building Entrance-Door	1	CALIFORNIA: Maneuvering clearance at the exterior side of the pull door with frontal approach is not level and clear.	Office L139	California Accessibility Code	CBC Chap 11B-404.2.4	1	\$1,250	EA	\$1,250
859	9	220459	3052	LIBRARY	EXTERIOR ROOM ENTRANCE	Entrance to Building	Building Entrance-Door	1	CALIFORNIA: Maneuvering clearance at the exterior side of the pull door with frontal approach is not level and clear.	Office L135	California Accessibility Code	CBC Chap 11B-404.2.4	1	\$1,250	EA	\$1,250
860	9	220462	2591	LIBRARY	EXTERIOR ROOM ENTRANCE	Entrance to Building	Building Entrance - Door	1	CALIFORNIA: The non-fire, hinged accessible exterior door takes more than 5#s of pressure to operate.	Office L139	California Accessibility Code	CBD Chap 11B-404.2.9	1	\$366	EA	\$366
861	9	220468	3052	LIBRARY	EXTERIOR ROOM ENTRANCE	Entrance to Building	Building Entrance-Door	1	CALIFORNIA: Maneuvering clearance at the exterior side of the pull door with frontal approach is not level and clear.	Room L139	California Accessibility Code	CBC Chap 11B-404.2.4	1	\$1,250	EA	\$1,250
862	9	220469	3052	LIBRARY	EXTERIOR ROOM ENTRANCE	Entrance to Building	Building Entrance-Door	1	CALIFORNIA: Maneuvering clearance at the exterior side of the pull door with frontal approach is not level and clear.	Room L120	California Accessibility Code	CBC Chap 11B-404.2.4	1	\$1,250	EA	\$1,250
863	9	220470	2591	LIBRARY	EXTERIOR ROOM ENTRANCE	Entrance to Building	Building Entrance - Door	1	CALIFORNIA: The non-fire, hinged accessible exterior door takes more than 5#s of pressure to operate.	Room L120	California Accessibility Code	CBD Chap 11B-404.2.9	1	\$366	EA	\$366
864	9	220472	2591	LIBRARY	EXTERIOR ROOM ENTRANCE	Entrance to Building	Building Entrance - Door	1	CALIFORNIA: The non-fire, hinged accessible exterior door takes more than 5#s of pressure to operate.	Office L139	California Accessibility Code	CBD Chap 11B-404.2.9	1	\$366	EA	\$366
865	9	218922	3392	LIBRARY	INTERIOR	Interior Access Route	Door	1	CALIFORNIA: The hardware at the accessible door is not compliant.	Veterans Resource Center	California Accessibility Code	CBC Chap 11B- 309, 404.2.7, State Fire Marshall Referenced Standard Section 12-10-202(f)	3	\$293	EA	\$879

	A	B	C	D	E	F	G	H	I	L	M	N	O	P	Q	T
866	9	218924	3392	LIBRARY	INTERIOR	Interior Access Route	Door	1	CALIFORNIA: The hardware at the accessible door is not compliant.	Learning Resource Center	California Accessibility Code	CBC Chap 11B- 309, 404.2.7, State Fire Marshall Referenced Standard Section 12-10-202(f)	8	\$293	EA	\$2,344
867	9	218939	3392	LIBRARY	INTERIOR	Interior Access Route	Door	1	CALIFORNIA: The hardware at the accessible door is not compliant.	High Tech Center	California Accessibility Code	CBC Chap 11B- 309, 404.2.7, State Fire Marshall Referenced Standard Section 12-10-202(f)	3	\$293	EA	\$879
868	9	218941	3392	LIBRARY	INTERIOR	Interior Access Route	Door	1	CALIFORNIA: The hardware at the accessible door is not compliant.	Learning Skills Lab	California Accessibility Code	CBC Chap 11B- 309, 404.2.7, State Fire Marshall Referenced Standard Section 12-10-202(f)	4	\$293	EA	\$1,172
869	9	218966	3388	LIBRARY	INTERIOR	Interior Access Route	Stairs	1	CALIFORNIA: The top and bottom treads of the interior stair flight do not have a stripe which provides visual contrast of dark-on-light or light-on-dark distinguished from the remainder of the surface.	Library Main Floor Stairs#1	California Accessibility Code	California Building Code Chap 11B-504.4.1	1	\$35.20	Riser	\$35
870	9	218967	1121	LIBRARY	INTERIOR	Interior Access Route	Stairs	1	Stairs have open risers.	Library Main Floor Stairs#1	ADA	504.3	17	\$840	Riser	\$14,280
871	9	218968	1123	LIBRARY	INTERIOR	Interior Access Route	Stairs	1	Handrails are not compliant.	Library Main Floor Stairs#1	ADA	505	40	\$163	LF	\$6,520

	A	B	C	D	E	F	G	H	I	L	M	N	O	P	Q	T
872	9	218975	3392	LIBRARY	INTERIOR	Interior Access Route	Door	1	CALIFORNIA: The hardware at the accessible door is not compliant.	Library 2nd Floor	California Accessibility Code	CBC Chap 11B- 309, 404.2.7, State Fire Marshall Referenced Standard Section 12-10-202(f)	4	\$293	EA	\$1,172
873	9	218976	1121	LIBRARY	INTERIOR	Interior Access Route	Stairs	1	Stairs have open risers.	Library Main Floor Stairs#2	ADA	504.3	17	\$840	Riser	\$14,280
874	9	218977	1123	LIBRARY	INTERIOR	Interior Access Route	Stairs	1	Handrails are not compliant.	Library Main Floor Stairs#2	ADA	505	40	\$163	LF	\$6,520
875	9	218978	3388	LIBRARY	INTERIOR	Interior Access Route	Stairs	1	CALIFORNIA: The top and bottom treads of the interior stair flight do not have a stripe which provides visual contrast of dark-on-light or light-on-dark distinguished from the remainder of the surface.	Library Main Floor Stairs#2	California Accessibility Code	California Building Code Chap 11B-504.4.1	1	\$35.20	Riser	\$35
876	9	218979	3392	LIBRARY	INTERIOR	Interior Access Route	Door	1	CALIFORNIA: The hardware at the accessible door is not compliant.	Library Main Floor	California Accessibility Code	CBC Chap 11B- 309, 404.2.7, State Fire Marshall Referenced Standard Section 12-10-202(f)	2	\$293	EA	\$586
877	9	218935	1105	LIBRARY	RESTROOM	Restroom	Restroom/Bathroom	1	Protruding objects in the 27" to 80" range above finished floor protrude more than 4" into the circulation path along the interior accessible route.	Women's Restroom	ADA	307.2	1	\$728	EA	\$728
878	9	218964	1805	LIBRARY	EXTERIOR	Entrance to Building	Building Entrance - Door	2	The surface of the door within 10 inches of the finish floor or ground for the full width of the door on the push side is not smooth.	Library Main Floor- West Entrance	ADA	404.2.10	1	\$400	EA	\$400

	A	B	C	D	E	F	G	H	I	L	M	N	O	P	Q	T
879	9	218965	1805	LIBRARY	EXTERIOR	Entrance to Building	Building Entrance - Door	2	The surface of the door within 10 inches of the finish floor or ground for the full width of the door on the push side is not smooth.	Library Main Floor- East Entrance	ADA	404.2.10	1	\$400	EA	\$400
880	9	218938	1855	LIBRARY	INTERIOR	Interior Access Route	Door	2	The surface of the swinging door within 10 inches of the finish floor or ground for the full width of the door on the push side is not smooth.	High Tech Center	ADA	404.2.10	1	\$200	EA	\$200
881	9	218942	1855	LIBRARY	INTERIOR	Interior Access Route	Door	2	The surface of the swinging door within 10 inches of the finish floor or ground for the full width of the door on the push side is not smooth.	Learning Skills Lab	ADA	404.2.10	1	\$200	EA	\$200
882	9	218963	3354	LIBRARY	INTERIOR	Common Areas	Service Counter	2	CALIFORNIA: The service counter does not have 36" long section that is 34" maximum above finished floor that is oriented for a parallel approach, or the service counter does not have a 36" long section that is 34" maximum above the finished floor, with knee and toe clearance oriented for a forward approach.	Library Main Floor	State of California	CBC Chap 11B-306, 904.4	3	\$601.50	LF	\$1,805
883	9	220455	3354	LIBRARY	INTERIOR	Common Areas	Service Counter	2	CALIFORNIA: The service counter does not have 36" long section that is 34" maximum above finished floor that is oriented for a parallel approach, or the service counter does not have a 36" long section that is 34" maximum above the finished floor, with knee and toe clearance oriented for a forward approach.	Office L135	State of California	CBC Chap 11B-306, 904.4	3	\$601.50	LF	\$1,805
884	9	218950	2008	LIBRARY	RESTROOM	Restroom	Restroom/Bathroom - Door	2	The swinging door does not have a smooth surface within 10" of the ground measured vertically on the push side extending the full width of the door.	Unisex Restroom	ADA	404.2.10	1	\$200	EA	\$200
885	9	218936	2952	LIBRARY	INTERIOR	Common Areas	Drinking Fountain/Water Cooler	3	CALIFORNIA: The drinking fountain is not located completely within alcoves, positioned completely between wing walls, or otherwise positioned so as not to encroach into pedestrian ways.	Corridor	California Accessibility Code	ADA 305.7; CBC Chap 11B-602.9	1	\$5,439	EA	\$5,439

	A	B	C	D	E	F	G	H	I	L	M	N	O	P	Q	T
886	9	218937	3431	LIBRARY	INTERIOR	Common Areas	Drinking Fountain/Water Cooler	3	CALIFORNIA: The minimum number of drinking fountains is not provided.	Corridor	California Accessibility Code	California Building Code Chap 11B-211, 602	1	\$0	EA	\$0
887	9	218944	3431	LIBRARY	INTERIOR	Interior Access Route	Drinking Fountain/Water Cooler	3	CALIFORNIA: The minimum number of drinking fountains is not provided.	Computer Classrooms Corridor	California Accessibility Code	California Building Code Chap 11B-211, 602	1	\$5,439	EA	\$5,439
888	9	218925	2971	LIBRARY	RESTROOM	Restroom	Restroom/Bathroom - Signage	3	CALIFORNIA: The men's restroom does not have compliant signage at the door.	Men's Restroom	California Accessibility Code	ADA 703.4.2; CBC 216.2, 703.1, 703.2, 703.5	1	\$110	EA	\$110
889	9	218926	1223	LIBRARY	RESTROOM	Restroom	Restroom/Bathroom - Lavatory	3	Pipes are not insulated.	Men's Restroom	ADA	606.5	1	\$65	EA	\$65
890	9	218927	2964	LIBRARY	RESTROOM	Restroom	Controls And Dispensers	3	CALIFORNIA: Dispensers in restrooms are not located maximum 40" AFF.	Men's Restroom	California Accessibility Code	California Building Code Chap 11B-603.5	2	\$200	EA	\$400
891	9	218928	3266	LIBRARY	RESTROOM	Restroom	Restroom/Bathroom - Toilet Stall	3	A wheelchair stall is not provided in a multi-user restroom.	Men's Restroom	ADA	CBC Chap 11B-604.8.1.1; 309, 404.2.7, 604.5.1, 604.6, 604.7, 604.8.1.1, 604.8.1.2, 604.8.1.5, 604.9, 609.3	1	\$2,750	EA	\$2,750

	A	B	C	D	E	F	G	H	I	L	M	N	O	P	Q	T
892	9	218930	3050	LIBRARY	RESTROOM	Restroom	Restroom/Bathroom - Signage	3	CALIFORNIA: The women's restroom does not have compliant signage at the door.	Women's Restroom	California Accessibility Code	ADA 703.4.2; CBC 216.2, 703.1, 703.2, 703.5	1	\$110	EA	\$110
893	9	218932	1223	LIBRARY	RESTROOM	Restroom	Restroom/Bathroom - Lavatory	3	Pipes are not insulated.	Women's Restroom	ADA	606.5	1	\$65	EA	\$65
894	9	218933	2964	LIBRARY	RESTROOM	Restroom	Controls And Dispensers	3	CALIFORNIA: Dispensers in restrooms are not located maximum 40" AFF.	Women's Restroom	California Accessibility Code	California Building Code Chap 11B-603.5	1	\$200	EA	\$200
895	9	218934	3266	LIBRARY	RESTROOM	Restroom	Restroom/Bathroom - Toilet Stall	3	A wheelchair stall is not provided in a multi-user restroom.	Women's Restroom	ADA	CBC Chap 11B-604.8.1.1; 309, 404.2.7, 604.5.1, 604.6, 604.7, 604.8.1.1, 604.8.1.2, 604.8.1.5, 604.9, 609.3	1	\$2,750	EA	\$2,750
896	9	218945	1197	LIBRARY	RESTROOM	Restroom	Restroom/Bathroom - Water Closet	3	The side grab bar at the water closet is not compliant.	Unisex Restroom	ADA	604.5.1	1	\$355	EA	\$355
897	9	218946	3036	LIBRARY	RESTROOM	Restroom	Restroom/Bathroom - Water Closet	3	CALIFORNIA: The centerline of the toilet in the wheelchair stall or single-user restroom is not 17" minimum to 18" maximum from the sidewall.	Unisex Restroom	California Accessibility Code	CBC Chap 11B-604.3	1	\$1,368	EA	\$1,368
898	9	218947	1223	LIBRARY	RESTROOM	Restroom	Restroom/Bathroom - Lavatory	3	Pipes are not insulated.	Unisex Restroom	ADA	606.5	1	\$65	EA	\$65
899	9	218948	2964	LIBRARY	RESTROOM	Restroom	Controls And Dispensers	3	CALIFORNIA: Dispensers in restrooms are not located maximum 40" AFF.	Unisex Restroom	California Accessibility Code	California Building Code Chap 11B-603.5	1	\$200	EA	\$200

	A	B	C	D	E	F	G	H	I	L	M	N	O	P	Q	T
900	9	218949	1282	LIBRARY	RESTROOM	Restroom	Restroom/Bathroom - Mirror	3	The mirror is mounted higher than 40" above finish floor to the bottom of the reflective surface, where it is installed above a lavatory or counter.	Unisex Restroom	ADA	213.3.5; 603.3	1	\$200	EA	\$200
901	9	218951	2964	LIBRARY	RESTROOM	Restroom	Controls And Dispensers	3	CALIFORNIA: Dispensers in restrooms are not located maximum 40" AFF.	Unisex Restroom	California Accessibility Code	Califorina Building Code Chap 11B-603.5	1	\$200	EA	\$200
902	9	218953	1267	LIBRARY	RESTROOM	Restroom	Restroom/Bathroom-Door	3	The force required to open the interior, hinged, non-fire door is more than 5 pounds.	Unisex Restroom	ADA	404.2.9	1	\$366	EA	\$366
903	9	218954	1261	LIBRARY	RESTROOM	Restroom	Restroom/Bathroom - Door	3	The pull side of the accessible door does not have the required maneuvering clearances.	Unisex Restroom	ADA	404.2; Table 404.2.4.1	1	\$1,250	EA	\$1,250
904	9	218955	1261	LIBRARY	RESTROOM	Restroom	Restroom/Bathroom - Door	3	The pull side of the accessible door does not have the required maneuvering clearances.	Unisex Restroom-Staff	ADA	404.2; Table 404.2.4.1	1	\$1,250	EA	\$1,250
905	9	218956	1267	LIBRARY	RESTROOM	Restroom	Restroom/Bathroom-Door	3	The force required to open the interior, hinged, non-fire door is more than 5 pounds.	Unisex Restroom-Staff	ADA	404.2.9	1	\$366	EA	\$366
906	9	218957	3036	LIBRARY	RESTROOM	Restroom	Restroom/Bathroom - Water Closet	3	CALIFORNIA: The centerline of the toilet in the wheelchair stall or single-user restroom is not 17" minimum to 18" maximum from the sidewall.	Unisex Restroom-Staff	California Accessibility Code	CBC Chap 11B-604.3	1	\$1,368	EA	\$1,368
907	9	218958	1223	LIBRARY	RESTROOM	Restroom	Restroom/Bathroom - Lavatory	3	Pipes are not insulated.	Unisex Restroom-Staff	ADA	606.5	1	\$65	EA	\$65
908	9	218959	1197	LIBRARY	RESTROOM	Restroom	Restroom/Bathroom - Water Closet	3	The side grab bar at the water closet is not compliant.	Unisex Restroom-Staff	ADA	604.5.1	1	\$355	EA	\$355
909	9	218960	2964	LIBRARY	RESTROOM	Restroom	Controls And Dispensers	3	CALIFORNIA: Dispensers in restrooms are not located maximum 40" AFF.	Unisex Restroom-Staff	California Accessibility Code	Califorina Building Code Chap 11B-603.5	1	\$200	EA	\$200
910	9	218961	1282	LIBRARY	RESTROOM	Restroom	Restroom/Bathroom - Mirror	3	The mirror is mounted higher than 40" above finish floor to the bottom of the reflective surface, where it is installed above a lavatory or counter.	Unisex Restroom-Staff	ADA	213.3.5; 603.3	1	\$200	EA	\$200
911	9	218969	1223	LIBRARY	RESTROOM	Restroom	Restroom/Bathroom - Lavatory	3	Pipes are not insulated.	Library Main Floor-Staff Unisex Restroom	ADA	606.5	1	\$65	EA	\$65

	A	B	C	D	E	F	G	H	I	L	M	N	O	P	Q	T
912	9	218970	3036	LIBRARY	RESTROOM	Restroom	Restroom/Bathroom - Water Closet	3	CALIFORNIA: The centerline of the toilet in the wheelchair stall or single-user restroom is not 17" minimum to 18" maximum from the sidewall.	Library Main Floor-Staff Unisex Restroom	California Accessibility Code	CBC Chap 11B-604.3	1	\$1,368	EA	\$1,368
913	9	218971	1282	LIBRARY	RESTROOM	Restroom	Restroom/Bathroom - Mirror	3	The mirror is mounted higher than 40" above finish floor to the bottom of the reflective surface, where it is installed above a lavatory or counter.	Library Main Floor-Staff Unisex Restroom	ADA	213.3.5; 603.3	1	\$200	EA	\$200
914	9	218972	2964	LIBRARY	RESTROOM	Restroom	Controls And Dispensers	3	CALIFORNIA: Dispensers in restrooms are not located maximum 40" AFF.	Library Main Floor-Staff Unisex Restroom	California Accessibility Code	Califorina Building Code Chap 11B-603.5	1	\$200	EA	\$200
915	9	218973	1202	LIBRARY	RESTROOM	Restroom	Restroom/Bathroom - Water Closet	3	The height of the water closet is not 17" minimum to 19" maximum above finished floor.	Library Main Floor-Staff Unisex Restroom	ADA	604.4	1	\$630	EA	\$630
916	9	218974	1269	LIBRARY	RESTROOM	Restroom	Restroom/Bathroom - Floor Space	3	The required turning space within the restroom is not provided.	Library Main Floor-Staff Unisex Restroom	ADA	304, 603.2.1; 603.2.2	1	\$9,250	EA	\$9,250
917	9	218982	1223	LIBRARY	RESTROOM	Restroom	Restroom/Bathroom - Lavatory	3	Pipes are not insulated.	Library Main Floor-Public Unisex Restroom	ADA	606.5	1	\$65	EA	\$65
918	9	218983	3036	LIBRARY	RESTROOM	Restroom	Restroom/Bathroom - Water Closet	3	CALIFORNIA: The centerline of the toilet in the wheelchair stall or single-user restroom is not 17" minimum to 18" maximum from the sidewall.	Library Main Floor-Public Unisex Restroom	California Accessibility Code	CBC Chap 11B-604.3	1	\$1,368	EA	\$1,368
919	9	218984	1282	LIBRARY	RESTROOM	Restroom	Restroom/Bathroom - Mirror	3	The mirror is mounted higher than 40" above finish floor to the bottom of the reflective surface, where it is installed above a lavatory or counter.	Library Main Floor-Public Unisex Restroom	ADA	213.3.5; 603.3	1	\$200	EA	\$200
920	9	218985	2964	LIBRARY	RESTROOM	Restroom	Controls And Dispensers	3	CALIFORNIA: Dispensers in restrooms are not located maximum 40" AFF.	Library Main Floor-Public Unisex Restroom	California Accessibility Code	Califorina Building Code Chap 11B-603.5	3	\$200	EA	\$600
921	9	218986	1202	LIBRARY	RESTROOM	Restroom	Restroom/Bathroom - Water Closet	3	The height of the water closet is not 17" minimum to 19" maximum above finished floor.	Library Main Floor-Public Unisex Restroom	ADA	604.4	1	\$630	EA	\$630
922	9	218987	1224	LIBRARY	RESTROOM	Restroom	Restroom/Bathroom - Lavatory	3	The lavatory faucet hardware is not compliant.	Library Main Floor-Public Unisex Restroom	ADA	606.4; 309	1	\$555	EA	\$555

	A	B	C	D	E	F	G	H	I	L	M	N	O	P	Q	T
923	9	218988	1269	LIBRARY	RESTROOM	Restroom	Restroom/Bathroom - Floor Space	3	The required turning space within the restroom is not provided.	Library Main Floor-Public Unisex Restroom	ADA	304, 603.2.1; 603.2.2	1	\$9,250	EA	\$9,250
924	9	218989	1192	LIBRARY	RESTROOM	Restroom	Restroom/Bathroom - Door	3	The accessible door with door closer has a sweep period of less than 5 seconds from 90 degrees to a position 12 degrees from latch.	Library Main Floor-Public Unisex Restroom	ADA	404.2.8	1	\$366	EA	\$366
925	9	220500	3051	LIBRARY	RESTROOM	Restroom	Restroom/Bathroom-Signage	3	CALIFORNIA: The unisex restroom does not have compliant signage at the door.	Library Main Floor-Public Unisex Restroom	California Accessibility Code	ADA 703.4.2; CBC 216.2, 703.1, 703.2, 703.5	1	\$110	EA	\$110
926	9	218923	1283	LIBRARY	INTERIOR	Common Areas	Controls And Dispensers	4	Controls and/or dispensers are not within an allowable reach range.	Veterans Resource Center	ADA	606.1; 308	1	\$1,098	EA	\$1,098
927	9	218940	1283	LIBRARY	INTERIOR	Common Areas	Controls And Dispensers	4	Controls and/or dispensers are not within an allowable reach range.	High Tech Center	ADA	606.1; 308	2	\$1,098	EA	\$2,196
928	9	218943	1283	LIBRARY	INTERIOR	Common Areas	Controls And Dispensers	4	Controls and/or dispensers are not within an allowable reach range.	Learning Skills Lab	ADA	606.1; 308	1	\$200	EA	\$200
929	9	218991	1686	LIBRARY	INTERIOR	Site Furnishings	Drinking Fountain/Water Cooler	4	The minimum number and types of drinking fountains are not provided.	Inner Patio	ADA	211.2; 602; 309	1	\$8,000	EA	\$8,000
930	9	220456	1283	LIBRARY	INTERIOR	Common Areas	Controls And Dispensers	4	Controls and/or dispensers are not within an allowable reach range.	Office L135	ADA	606.1; 308	1	\$200	EA	\$200
931	9	219098	3246	PORTABLE BLDGS	EXTERIOR	Exterior Access Route	Ramp	1	CALIFORNIA: The exterior ramp railings are not compliant.	Ramp R1	California Accessibility Code	California Building Code Chap 11B-403.5.1,5 05	404	\$163	LF	\$65,852
932	9	219099	2930	PORTABLE BLDGS	EXTERIOR	Exterior Access Route	Ramp	1	CALIFORNIA: The ramp run does not have edge protection or the edge protection is not compliant.	Ramp R1	California Accessibility Code	California Building Code Chap 11B-405.9.2	400	\$163	LF	\$65,200

	A	B	C	D	E	F	G	H	I	L	M	N	O	P	Q	T
933	9	219100	3246	PORTABLE BLDGS	EXTERIOR	Exterior Access Route	Ramp	1	CALIFORNIA: The exterior ramp railings are not compliant.	Ramp R2	California Accessibility Code	California Building Code Chap 11B-403.5.1,505	28	\$163	LF	\$4,564
934	9	219101	2930	PORTABLE BLDGS	EXTERIOR	Exterior Access Route	Ramp	1	CALIFORNIA: The ramp run does not have edge protection or the edge protection is not compliant.	Ramp R2	California Accessibility Code	California Building Code Chap 11B-405.9.2	24	\$163	LF	\$3,912
935	9	219102	2926	PORTABLE BLDGS	EXTERIOR	Exterior Access Route	Ramp	1	CALIFORNIA: The ramp landings are not compliant.	Ramp R2	California Accessibility Code	California Building Code Chap 11B-405.7	6	\$662	LF	\$3,972
936	9	219103	2926	PORTABLE BLDGS	EXTERIOR	Exterior Access Route	Ramp	1	CALIFORNIA: The ramp landings are not compliant.	Ramp R3	California Accessibility Code	California Building Code Chap 11B-405.7	6	\$662	LF	\$3,972
937	9	219110	2926	PORTABLE BLDGS	EXTERIOR	Exterior Access Route	Ramp	1	CALIFORNIA: The ramp landings are not compliant.	Ramp R4	California Accessibility Code	California Building Code Chap 11B-405.7	6	\$662	LF	\$3,972
938	9	219111	2968	PORTABLE BLDGS	EXTERIOR	Exterior Access Route	Exterior Accessible Route	1	CALIFORNIA: The exterior accessible route has slopes in excess of maximum 1:20 (5%) running slope and/or maximum 1:48 (2.08)% cross slope.	Access Route To Library	California Accessibility Code	California Building Code Chap 11B-403.3,403.5	40	\$19.82	SF	\$793
939	9	219114	1941	PORTABLE BLDGS	EXTERIOR	Exterior Access Route	Exterior Accessible Route	1	The accessible route has gaps in the surface greater than 1/2" wide.	Ramp 6	ADA	302.3	4	\$19.82	SF	\$79

	A	B	C	D	E	F	G	H	I	L	M	N	O	P	Q	T
940	9	219105	3305	PORTABLE BLDGS	PORTABLE BLDG 19	Entrance to Building	Building Entrance - Door	1	CALIFORNIA: The required fire door takes more than 15 pounds of pressure to operate.	PB19	California Accessibility Code	CBD Chap 11B-404.2.9	1	\$366	EA	\$366
941	9	219106	1094	PORTABLE BLDGS	PORTABLE BLDG 19	Entrance to Building	Building Entrance - Door	1	The accessible door with door closer has a sweep period of less than 5 seconds from 90 degrees to a position 12 degrees from latch.	PB19	ADA	404.2.8	1	\$366	EA	\$366
942	9	219108	3305	PORTABLE BLDGS	PORTABLE BLDG 20	Entrance to Building	Building Entrance - Door	1	CALIFORNIA: The required fire door takes more than 15 pounds of pressure to operate.	PB20	California Accessibility Code	CBD Chap 11B-404.2.9	1	\$366	EA	\$366
943	9	219109	1094	PORTABLE BLDGS	PORTABLE BLDG 20	Entrance to Building	Building Entrance - Door	1	The accessible door with door closer has a sweep period of less than 5 seconds from 90 degrees to a position 12 degrees from latch.	PB20	ADA	404.2.8	1	\$366	EA	\$366
944	9	219104	1283	PORTABLE BLDGS	PORTABLE BLDG 19	Common Areas	Controls And Dispensers	4	Controls and/or dispensers are not within an allowable reach range.	PB19	ADA	606.1; 308	1	\$1,098	EA	\$1,098
945	9	219107	1283	PORTABLE BLDGS	PORTABLE BLDG 20	Common Areas	Controls And Dispensers	4	Controls and/or dispensers are not within an allowable reach range.	PB20	ADA	606.1; 308	1	\$1,098	EA	\$1,098
946																
947	10	218564	2423	CHAPEL	INTERIOR	Amenity Not Evaluated	Amenity Not Evaluated	0	The amenity does not exist.	Chapel	ADA	None	1	\$0	EA	\$0
948	10	218551	1054	CHAPEL	EXTERIOR	Exterior Access Route	Stairs	1	Steps do not have uniform and compliant riser heights and/or tread depths.	Chapel	ADA	504.2	64	\$76.50	SF	\$4,896
949	10	218552	3056	CHAPEL	EXTERIOR	Exterior Access Route	Stairs	1	CALIFORNIA: Handrails are not compliant or are not provided.	Chapel	California Accessibility Code	CBC Chap 11B-505	20	\$163	LF	\$3,260

	A	B	C	D	E	F	G	H	I	L	M	N	O	P	Q	T
950	10	218554	2925	CHAPEL	EXTERIOR	Exterior Access Route	Ramp	1	CALIFORNIA: The exterior ramp is less than 48" wide.	Chapel from drop off to main entrance	California Accessibility Code	California Building Code Chap 11B-403.5.1, 405.3, 405.9.2 ADAAG 505	1	\$79,562	EA	\$79,562
951	10	218561	2968	CHAPEL	EXTERIOR	Exterior Access Route	Exterior Accessible Route	1	CALIFORNIA: The exterior accessible route has slopes in excess of maximum 1:20 (5%) running slope and/or maximum 1:48 (2.08)% cross slope.	Chapel	California Accessibility Code	California Building Code Chap 11B-403.3, 403.5, 504.4.1, 505 ADA 504.2	1	\$15,169	EA	\$15,169
952	10	218562	2914	CHAPEL	EXTERIOR	Exterior Access Route	Exterior Accessible Route	1	CALIFORNIA: The exterior accessible route is less than 48" wide.	Chapel. Route from parking lot to base of the stairs	California Accessibility Code	California Building Code Chap 11B-403.5.1	1416	\$19.82	SF	\$28,065
953	10	218563	3563	CHAPEL	EXTERIOR	Exterior Access Route	Loading/Unloading Zone	1	An accessible passenger loading/unloading zone is not provided where a loading/unloading area is present.	Chapel	ADA	209, 503	1	\$18,000	EA	\$18,000
954	10	218045	3297	CHAPEL	INTERIOR	Historic Structure	Historic Property	1	CALIFORNIA: The historic property requires alteration to make it accessible.	Chapel	California Accessibility Code	California Building Code Chap 11B-202.5	0	\$0	EA	\$0
955	10	218046	3246	MAYOCK HOUSE	EXTERIOR	Exterior Access Route	Ramp	1	CALIFORNIA: The exterior ramp railings are not compliant.	Mayock House Ramp	California Accessibility Code	California Building Code Chap 11B-403.5.1,505	48	\$163	LF	\$7,824

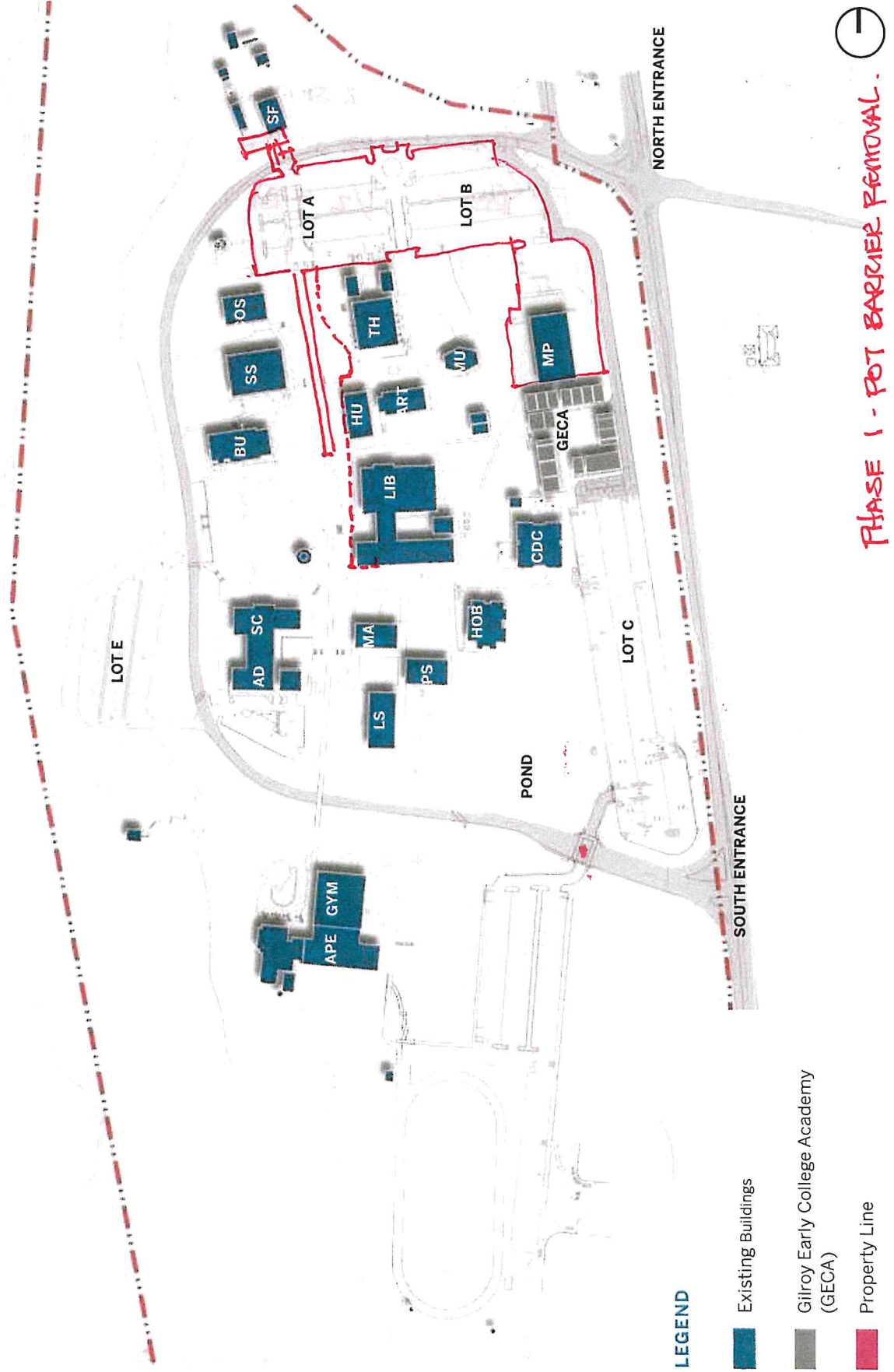
	A	B	C	D	E	F	G	H	I	L	M	N	O	P	Q	T
956	10	218047	1091	MAYOCK HOUSE	EXTERIOR	Entrance to Building	Building Entrance - Door	1	The threshold at the accessible door is greater than ½" in height.	Mayock House Entrances	ADA	404.2.5	3	\$179	EA	\$537
957	10	218048	3043	MAYOCK HOUSE	EXTERIOR	Entrance to Building	Building Entrance - Door	1	CALIFORNIA: The maneuvering clearance at the entry door is not compliant.	Mayock House, North Entrance	California Accessibility Code	CBC Chap 11B-404.2	1	\$1,750	EA	\$1,750
958	10	218049	2914	MAYOCK HOUSE	EXTERIOR	Exterior Access Route	Exterior Accessible Route	1	CALIFORNIA: The exterior accessible route is less than 48" wide.	Mayock House from Parking Lot A to the Ramp	California Accessibility Code	California Building Code Chap 11B-403.5.1	376	\$8.96	SF	\$3,369
959	10	218050	2924	MAYOCK HOUSE	EXTERIOR	Exterior Access Route	Ramp	1	CALIFORNIA: The ramp has running slopes and/or rises in excess of 1:12.	Mayock House Ramp	California Accessibility Code	California Building Code Chap 11B-405	15	\$662	LF	\$9,930
960	10	218051	3246	MAYOCK HOUSE	EXTERIOR	Exterior Access Route	Ramp	1	CALIFORNIA: The exterior ramp railings are not compliant.	Mayock House Front Walkway	California Accessibility Code	California Building Code Chap 11B-403.5.1,5 05	74	\$163	LF	\$12,062
961	10	218566	3246	MAYOCK HOUSE	EXTERIOR	Exterior Access Route	Ramp	1	CALIFORNIA: The exterior ramp railings are not compliant.	Mayock House Ramp	California Accessibility Code	California Building Code Chap 11B-403.5.1,5 05	34	\$163	LF	\$5,542
962	10	218567	2915	MAYOCK HOUSE	EXTERIOR	Exterior Access Route	Exterior Accessible Route	1	CALIFORNIA: The hazardous vehicular area does not have a detectable warning or the existing detectable warning is not compliant.	Mayock House Ramp	California Accessibility Code	California Building Code Chap 11B-247.1.2.5, 705.1.2.5	1	\$672	EA	\$672

	A	B	C	D	E	F	G	H	I	L	M	N	O	P	Q	T
963	10	218568	3297	MAYOCK HOUSE	INTERIOR	Historic Structure	Historic Property	1	CALIFORNIA: The historic property requires alteration to make it accessible.	Mayock House	California Accessibility Code	California Building Code Chap 11B-202.5	1	\$0	EA	\$0
964	10	218569	1925	MAYOCK HOUSE	INTERIOR	Interior Access Route	Elevator	1	The building does not have elevator access between stories.	Mayock House	ADA	206.2.3	1	\$80,000	EA	\$80,000
965	10	218571	1054	MAYOCK HOUSE	INTERIOR	Exterior Access Route	Stairs	1	Steps do not have uniform and compliant riser heights and/or tread depths.	Mayock House Interior Stairs	ADA	504.2, CBC Chap 11B-505	1	\$11,896	EA	\$11,896
966	10	218573	1132	MAYOCK HOUSE	INTERIOR	Interior Access Route	Door	1	The hardware at the accessible door (including sliding doors - both sides) requires tight grasping, pinching or twisting of the wrist to operate OR is mounted below 34" or above 48".	Mayock House Doors	ADA	309, 404.2.7	9	\$293	EA	\$2,637
967	10	218052	2947	MAYOCK HOUSE	EXTERIOR	Exterior Access Route	Stairs	2	CALIFORNIA: The stair handrail extensions are not compliant.	Mayock House Front Entrance	California Accessibility Code	California Building Code Chap 11B-505.10	4	\$163	LF	\$652
968	10	218053	2947	MAYOCK HOUSE	EXTERIOR	Exterior Access Route	Stairs	2	CALIFORNIA: The stair handrail extensions are not compliant.	Mayock House Route from Parking Lot A	California Accessibility Code	California Building Code Chap 11B-505.10	12	\$163	LF	\$1,956
969	10	218570	1600	MAYOCK HOUSE	INTERIOR	Kitchen	Appliance	2	Clear floor space at all sinks, works surfaces, operable parts and appliances is not provided.	Mayock House Kitchen	ADA	804.6.1	1	\$20,000	EA	\$20,000
970	10	218572	1922	MAYOCK HOUSE	INTERIOR	Restroom	Restroom/Bathroom	3	The entire restroom is not compliant due to limited room dimensions.	Mayock House Restroom	ADA	603, 604, 606	1	\$12,000	EA	\$12,000

APPENDIX D
PATH OF TRAVEL PHASES

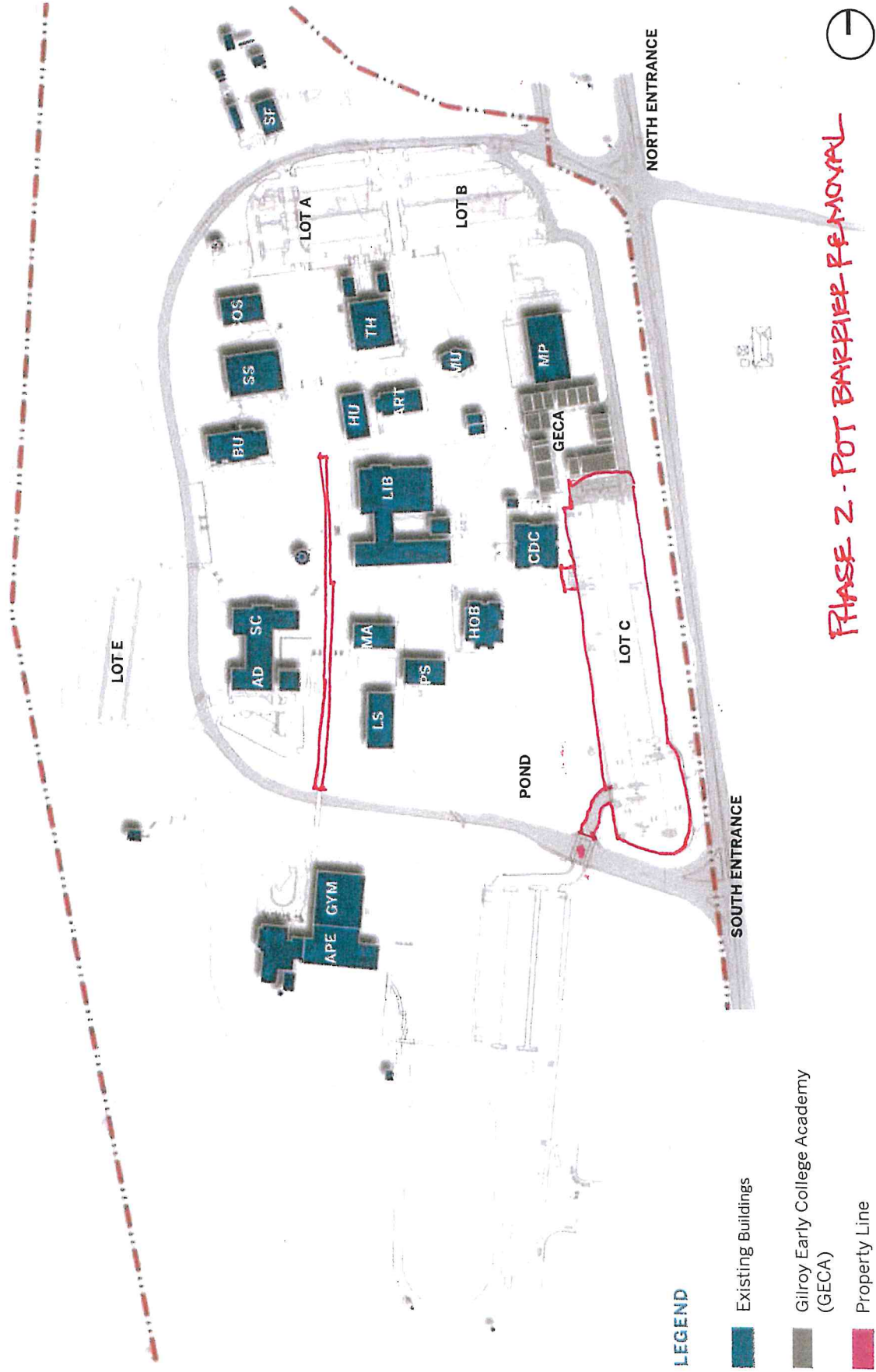
EXISTING CAMPUS PLAN

FIGURE 2.7



EXISTING CAMPUS PLAN

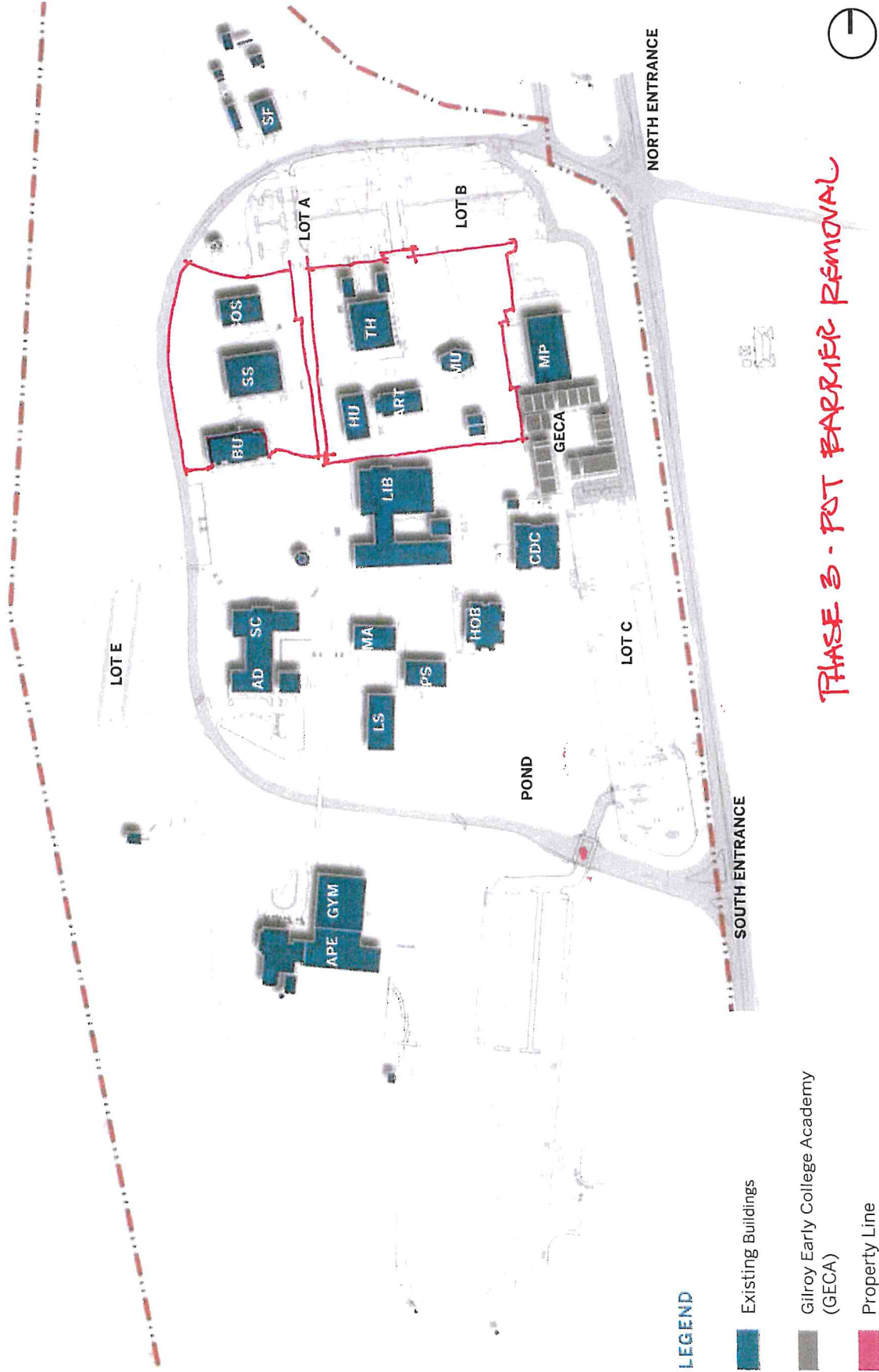
FIGURE 2.7



PHASE 2 - POT BARRIER REMOVAL

EXISTING CAMPUS PLAN

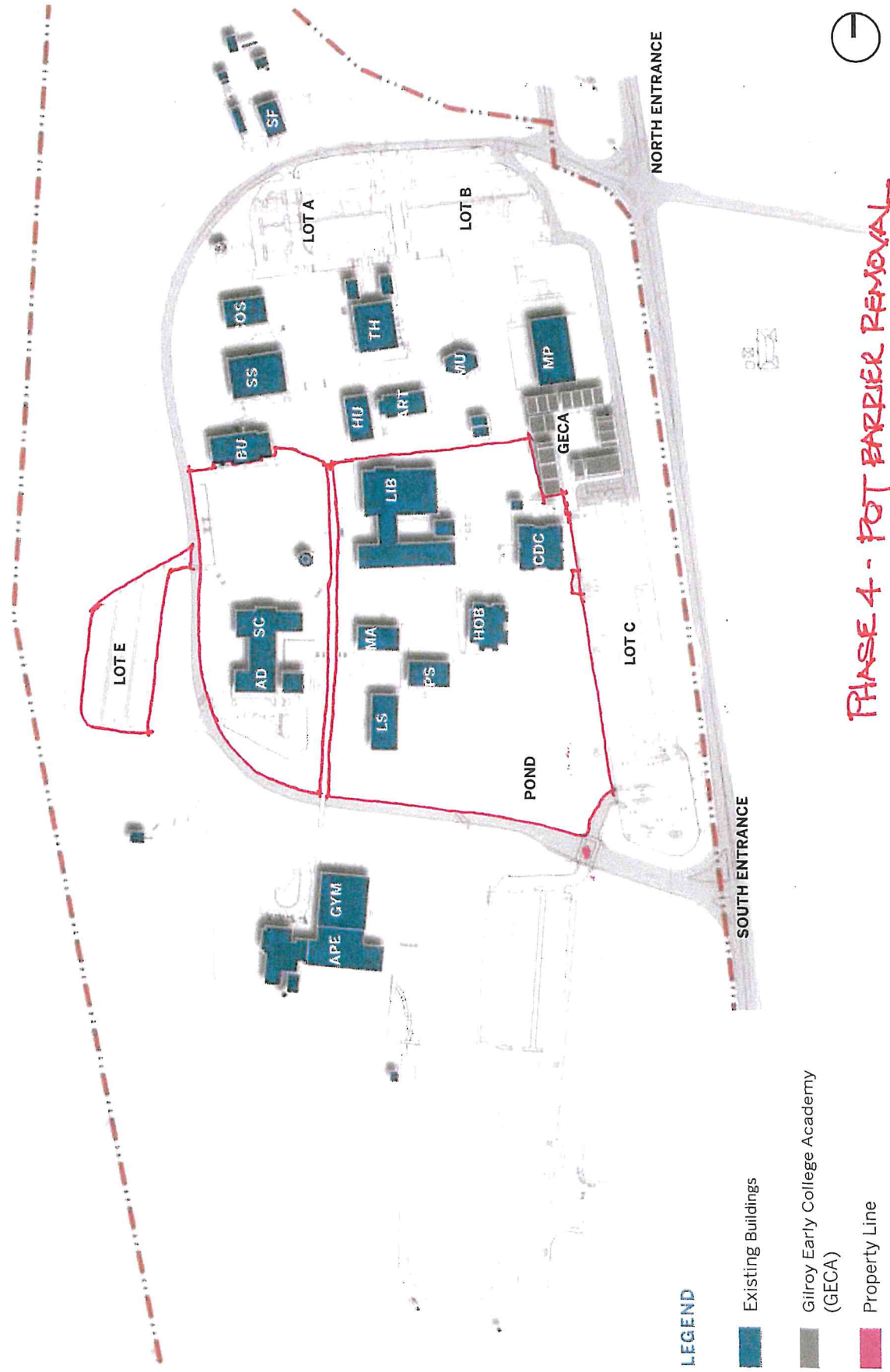
FIGURE 2.7



PHASE 3 - POT BARRIER REMOVAL

EXISTING CAMPUS PLAN

FIGURE 2.7



EXISTING CAMPUS PLAN

FIGURE 2.7

