

DREMEL®

PRODUCT CATALOGUE



Multi-Tool System

5

Multi-Tools - Corded

6

DREMEL Stylo+

6

DREMEL 3000

6

DREMEL 4250

7

Multi-Tools - Cordless

8

DREMEL Lite


8

DREMEL 8220

8

DREMEL 8240

9

Dremel 8260 

10

Pet Nail Grooming Kit

11

Multi-Tool Accessories

12

Carving / Engraving

14

Routing

14

Drilling

15

Grout Removal

15


Grinding / Sharpening

15

Cleaning / Polishing

16

CONTENTS

Cutting	17
Sanding	18
Miscellaneous	19
Material Icons	21
DREMEL Innovation - EZ System	22
DREMEL Innovation - Max accessories	23
Multi-Tool Attachments	24
Pet grooming nail guard	24
Flex-Shaft, Flex-Shaft Tool Holder 	24
Plunge Router, Multipurpose and Wall Tile Cutting Kits	25
Wall & Floor Grout Removal Kit,	26
Right Angle, Shaping Platform	26
Detailers Grip, Mini Saw, Chainsaw Sharpening	27
Line & Circle Cutter, Multi-Vise	28
Workstation	29
Compact Tool System	30
Compact Tools	31
DREMEL Versa	31

CONTENTS

DREMEL Versatip	31
DREMEL Versaflame	32
DREMEL Glue Gun 940	32
DREMEL Glue Gun 930	33
DREMEL Glue Gun 910	33
DREMEL Engraver	34
Compact Tools Accessories & Attachments	35
Versa Accessories	35
Versatip, Versaflame & Engraver Accessories	37
Gluegun Accessories	38
DSM20 Accessories	38
DSM20 Attachments	39
Benchtop Tool System	40
DREMEL Moto-Saw	41
DREMEL Fortiflex	41
Benchtop Tools Accessories	42
Moto-Saw Accessories	42
Inspiration	43

MULTI-TOOL SYSTEM

WHAT IS A MULTI-TOOL?

The Dremel high speed Multi-Tool is an entire system of functional options that centre around a core tool. The Dremel Multi-Tool System comprises of tools, accessories (including EZ SpeedClic) and attachments. This system makes the tool multi-functional, versatile and easy to use. Whether you are an experienced craftsman or beginner this system is perfect for anyone looking for precision for a wide variety of applications.



ACCESSORIES

Dremel offers you a wide variety of high quality accessories for different applications. To help you select the right accessories, Dremel has created a colour coding system: every colour represents a category of applications. No matter which materials you want to work with, Dremel has a solution for you. The Dremel exclusive EZ SpeedClic range allows quick, easy and keyless accessory changes.



ATTACHMENTS


The Dremel line has many different attachments which makes your Dremel Multi-Tool more versatile. The Dremel attachments expand the usability of your Multi-Tool, so you can do your job with even more precision and ease. Dremel offers attachments to rout, control, cut, saw, sharpen and to reach.



MULTI-TOOLS - CORDED

DREMEL[®] STYLO+ VERSATILE. PRECISE. MADE FOR CREATIVES AND CRAFTERS.

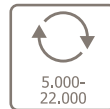
Variable speed for a wide range of application such as engraving, carving, sanding, grinding, cleaning and polishing



Separate on/off control for ease of use

Light weight, small with Ergonomic grip for comfort and control

Multichuck to quickly change accessories regardless of their size



DREMEL[®] 3000 QUICK. COMPACT. ALL-ROUND.

Variable speed - 10,000 - 33,000 RPM: more comfortable and better control when handling

Collet lock: for assisting accessory changes



Integrated hang hook: for hanging the tool on the tool holder or near the project

Innovate EZ Twist Nose Cap: no wrench required for changing accessories



MULTI-TOOLS - CORDED

DREMEL 4250 NEVER-ENDING ENERGY.

Secured lock button to avoid accidental activation when the tool is running


EZ TWIST
Nose Cap
for quick and
easy accessory
changes

Compatibility
with all Dremel
accessories and
attachments

The 175W motor provides
maximum power controlled by
a fully variable RPM range from
5.000 to 35.000 RPM

Ergonomic soft-grip, lower
noise and vibration provides
higher comfort whilst working -
even during long DIY sessions

Improved fan design
for cooler running
when tackling heavy
duty applications for
extensive periods
of time



MULTI-TOOLS - CORDLESS


DREMEL® LITE

**EASY-TO-USE. VERSATILE.
USE ANYWHERE.**

Easily adjust between the four different speeds with the variable slide switch. 8,000 - 25,000 RPM

Innovative EZ Twist Nose Cap: no wrench required for changing accessories

The ergonomic 360-degree soft grip provides comfort and precision as well as the cordless design

The battery indicator light notifies you when the battery needs to be charged. Recharge with the USB charger and dedicated plug 

The 3.6V rechargeable lithium-ion battery (2Ah) provides cordless convenience & peak performance

Compact due to its small size and low sound making it ideal for lighter duty applications



DREMEL® 8220

CORDLESS. LUMINOUS. MAX POWER.

The separate on / off switch with collet protection prevents accidental activation of the collet lock

360° rotatable LED light - for a clear view, even in dark areas

Innovate EZ Twist Nose Cap: no wrench required for changing accessories

Complete demanding DIY projects with ease - thanks to the compact, powerful 12 V Li-Ion battery with only 1 hour charging time. From 5,000 RPM to 35,000 RPM



Recognize the charging status of your tool at a glance from the battery display with 3 LEDs

Integrated with direct stop functionality so the motor stops directly once you turn it off



MULTI-TOOLS - CORDLESS

DREMEL 8240

COMPACT. PORTABLE. POWERFUL

Motor-brake, tool stops turning directly when turning the tool off. For safer usage and more control

LED indicator: always know your remaining battery capacity

Powerful and removable 2Ah battery: enjoy a long runtime

Comfortable rubber soft grip for easy handling and superior control

EZ SpeedClic with its revolutionary pull: lets you change accessories six times faster

Innovative EZ Twist Nose Cap: no wrench required for changing accessories



MULTI-TOOLS - CORDLESS

DREMEL 8260

**UNMATCHED POWER AND RUNTIME,
SMARTER THAN EVER**

Brushless motor for maximum performance
Higher Torque, Higher Power - Dremel's Most
Powerful Multi-Tool

Battery Life Indicators
Displays remaining battery life.
Red Warning LED
Notifies tool overload

Bluetooth LED
Confirms
connection to
Dremel App




Innovate EZ Twist
Nose Cap: no wrench
required for changing
accessories

Versatility to the Max
Able to perform the widest range of
applications, compatible with ALL
Dremel accessories & attachments

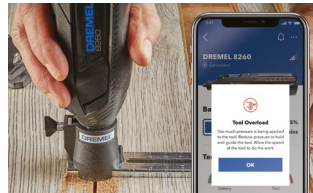
100% more total run-time as a
result of a more efficient motor
and increased battery capacity



World's First Brushless Connected Rotating Multi-Tool
Control, customise & manage your Multi-tool through
Bluetooth connectivity to the Dremel App 



Monitor battery capacity
percentage, tool &
battery temperature.



Set the tool speed via the
App with assistance from
the interactive materials
guide.



Receive overheat and
overload alerts with
tips on prevention and
resolution.

PET GROOMING TOOL - CORDLESS

DREMEL

PET NAIL GROOMING KIT 

Safe and quiet pet nail grinder.



The nail dust guard allows for limited mess as it catches the dust as the nail is grinded

Covers all rotating parts for safe use

Use everywhere, operates on 4 AA batteries (excluded)

Easy to use with two operating speeds

Smooth finish with no risk of cutting too deep. Includes replenishable sanding discs



4xAA (exkl.)



Variable



7.000-18.000



0,27 kg



MULTI-TOOL ACCESSORIES

CARVING / ENGRAVING

Dremel offers high-quality carving and engraving accessories ideal for a variety of materials. Carving and engraving bits are the largest category of Dremel accessories and come in a variety of types, shapes, and sizes. Depending on which type of carving or engraving accessory you select, you have the ability to remove and sculpt out solid material or achieve fine details with a precise touch.

ROUTING

Get creative with decorative edges or try your hand at woodworking with the Dremel routing accessories. Routing accessories recommended for soft woods, plastic, plywood and rubber are ideal for edging and grooving in softer materials to make things like letter signs and picture frames. Dremel offers a variety of high-quality routing bits in various shapes to achieve your desired effect, such as creating trench grooves with the Straight bit or smooth edges with the Corner Rounding bit.

DRILLING

Dremel accessories are great for precision drilling of smaller holes in a variety of different materials including wood, metal, and plastic. For harder and more brittle materials like glass and stone, Dremel's diamond drill bits should be used.

GROUT REMOVAL

Dremel Grout Removal accessories provide a quick and easy way to remove grout from your tile, while minimizing the risk of chipping or damaging your tiles when compared to traditional methods.

GRINDING / SHARPENING

The accessories in this category have many practical, do-it-yourself applications. They accomplish the everyday, money-saving things like sharpening mower blades, boat propellers and chainsaw blades. They can also deburr, smooth, grind and clean a variety of materials around the home and garden.

CLEANING / POLISHING

Dremel cleaning and polishing accessories include brushes, felt accessories and rubber points to work on steel, aluminium, brass, silver, gold and plastics.

MULTI-TOOL ACCESSORIES

CUTTING



Dremel provides two types of cutting accessories for any cutting job; Cut-off wheels and cutting bits.

- Cut Off wheels make it easy to cut or slot bolts, screws, sheet metal, thin wood and plastic. Fiberglass reinforced cut-off wheels are for tough application.
- Cutting bits are used with the Dremel cutting guide and cut in a manner similar to spiral saw blades in any direction.

SANDING

Dremel sanding accessories include sanding drums, bands, discs, flapwheels and abrasive buffs to remove and smoothen material.

MISCELLANEOUS

This category features the miscellaneous extras, like collets, mandrels and a multi-chuck. Mandrels are used to unt different accessories, like felt p hing wheels or cut -off wheels. Collets offer the most precise way to hold an accessory in a Multi-Tool. Even at high speeds, under maximum pressure, collets will stay tight.

MULTI-TOOL ACCESSORIES

DRILLING

1. Glass Drilling Bits



662

663



2. Precision Drilling




628



3. Precision Drilling



636



1. Cutters for Grout Removal



569


570



1. Dremel EZ SpeedClic: Grinding Wheel



SC541



DREMEL EZ
SpeedClic



2. Silicon Carbide Grinding Wheels




83322

84922

85422

85602




GROUT REMOVAL

GRINDING / SHARPENING

MULTI-TOOL ACCESSORIES

3. Aluminum Oxide Grinding Stones



952 953 997 8153 8193



8215

n max.
25,000
min.



4. Aluminum Oxide Abrasive Point



516



n max.
20,000
min.



5. Chainsaw Sharpening Stones




453 454

455 457



1453




n max.
30,000
min.



1. Impregnated Polishing Wheel



520



n max.
20,000
min.



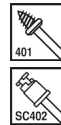
2. Polishing Discs



414 421 422




425 429 423S*



401

SC402



n max.
20,000
min.




3. Wire and Steel Brushes



442 404 405 443



428 403



n max.
15,000
min.



CLEANING / POLISHING

MULTI-TOOL ACCESSORIES

4. High-Performance Abrasive Brush



n max.
20,000
min.





5. Stainless Steel and Brass Brushes



n max.
15,000
min.



2. Dremel EZ SpeedClic: Cutting Disc for Wood





n max.
35,000
min.

DREMEL EZ
SpeedClic



3. Dremel EZ SpeedClic: Diamond Cutting Disc



n max.
25,000
min.

DREMEL EZ
SpeedClic



1. Dremel EZ SPEEDCLIC: Starter set and Cutting Discs




n max.
35,000
min.

DREMEL EZ
SpeedClic



4. Cutting Discs



n max.
20,000
min.




CUTTING

MULTI-TOOL ACCESSORIES

5. Dremel EZ SpeedClic: Sanding Mandrel and Sanding Bands




DREMEL EZ
SpeedClic





8. Spiral Cutting Bits



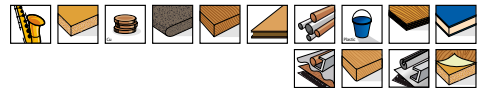
6. Cutting / Shaping Wheel



1. Dremel EZ SpeedClic: Detail Abrasive Brushes





DREMEL EZ
SpeedClic



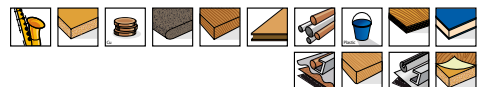
7. Rip/Cross-Cut Blade



2. Dremel EZ SpeedClic: Finishing Abrasive Buffs




DREMEL EZ
SpeedClic



SANDING

MULTI-TOOL ACCESSORIES

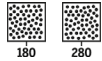
3. Flap Wheels



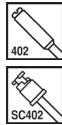
n max.
35,000
min.



4. DREMEL® MAX EZ SpeedClic® Finishing Abrasive Buffs 180 & 280 Grit

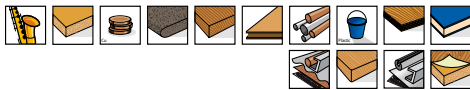


SC511DM




n max.
15,000
min.

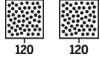
DREMEL EZ
SpeedClic



5. Sanding Bands



408 430 431



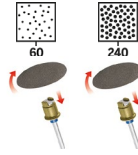
432 438




n max.
15,000
min.



6. Dremel EZ SpeedClic® Abrasive Discs



SC413 SC411



n max.
35,000
min.


DREMEL EZ
SpeedClic



7. DREMEL® MAX Sanding Band and Hole Drill



408DM




n max.
35,000
min.



1. Collet Nuts, Mandrels and Chuck



401 402 SC402



n max.
20,000
min.

DREMEL EZ
SpeedClic



MISCELLANEOUS

MULTI-TOOL ACCESSORIES

2. Light Module



LM1



MATERIAL ICONS



Soft Wood



Hard Wood



Plywood



Laminates



Chipboard



Fiberboard



Wall Tile



Brick



Porcelain



Drywall / Plasterboard



Aerated Concrete



Ceramic



Silver



Copper



Floor Tile



Aluminum



Marble



Granite



Glass



Plexi

Plexiglass



Plastic

Plastic



Carbon



Epoxy

Epoxy



Rubber



Soft Metal



Brass



Hardened Steel



Gold



Stainless Steel



Vinyl



Cast Iron



Steel Profiles



Steel - General



Grout



Glass Fibre Reinforced Plastics



Foam Boards



Sheet Metal



Leather



Veneered Woods



Sandwich Material



Chainsaw Chain



Metal Pipes



Soldering Rope

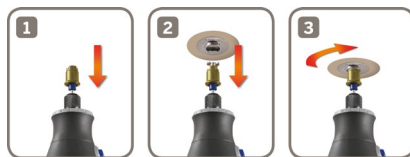


Nylon

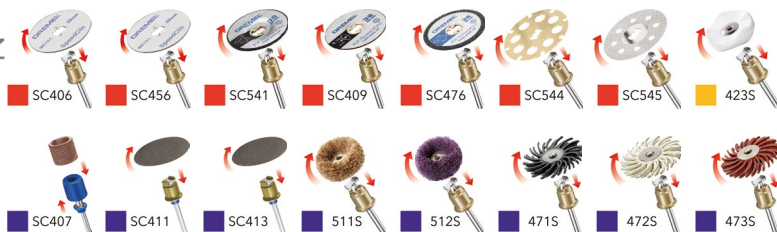
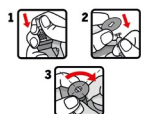
DREMEL INNOVATION - EZ SYSTEM

EZ SPEEDCLIC

EZ SpeedClic is Dremel's unique quick-change system for rotary tool accessories. The high quality EZ SpeedClic accessories allow for quick, easy and keyless accessory changes, which means less time changing accessories and more time to work on your project for faster completion. These accessories are available for a wide range of applications from cutting to sanding and can be used in a diverse range of materials.



DREMEL EZ
SpeedClic



EZ TWIST

There is no need for a wrench to tighten and loosen the collet when changing accessories, the wrench mechanism is integrated in the nose cap of the tool.




DREMEL INNOVATION - MAX ACCESSORIES

MAX ACCESSORIES

Dremel Max accessories are ready for your demanding DIY project. Built to deliver long lasting performance and durability the accessories are ready to tackle the toughest project material and applications project after project.



Overview of the full range of Dremel Max accessories.



Find out more about the Dremel Max accessories: www.dremel.com

MULTI-TOOL ATTACHMENTS

Pet grooming Nail Guard (AT02-PGK)

Convert your Dremel tool into a Pet Nail Grooming Kit.

By gradually grinding the nails at a 45° angle, you are in full control, making the trimming comfortable for you and your pet.

Compatible with Dremel tools: 3000, 4000, 4300, 7300-PGT, 7700, 8100, 8220.



Flex-Shaft (225)

Ideal attachment for precise, detailed work or hard to reach places. Comfort grip handpiece allows fingertip control to carve, engrave, cut, grind, sand, polish and more.

More comfort and less fatigue in longer lasting projects due to small hand piece.

- Integrated shaft lock button for quick and easy accessory changes.
- Comfort and flexibility during use.
- Quick connect attaches your Dremel tool in seconds.

Flex-Shaft Tool Holder (2222)

Conveniently suspends your Dremel Multi-Tool above your workbench. Perfect for use with the Flexible Shaft attachment.

- Clamps to workbenches up to 42 mm thick, and adjusts in height from 300 to 1070 mm.
- Store extra bits on base.



MULTI-TOOL ATTACHMENTS

Plunge Router (335)

Converts your Dremel tool into a plunge router to rout circles, signs and inlay work, decorative edges and to rout parallel to an edge.



- Plunge-lock in handle - simply turn handle to lock/unlock.
- User can define fully variable depth stops for quick, consistent adjustment of depth.
- Edge guide and circle guide to rout straight lines and perfect circles.



Multipurpose Cutting Kit (565)

Provides controlled cutting in a variety of materials in any direction.



- Easily attaches to your Dremel tool.
- Easy depth adjustment up to 19 mm material thickness.



Wall Tile Cutting Kit (566)

Provides controlled cutting in ceramic wall tiles in any direction.



- Easily attaches to your Dremel tool.
- Easy depth adjustment up to 19 mm material thickness.



MULTI-TOOL ATTACHMENTS

Wall & Floor Grout Removal Kit (568)

Specially developed for removing grout from between wall and floor tiles.

The risk of chipping your tiles is greatly reduced compared with manual chiselling.

- Easy depth adjustment.
- Guide keeps bit centered between tiles.


For compatibility please check the compatibility overview on the rear of the packaging.



Right Angle Attachment (575)

Designed to use accessories in right angle for hard to reach places.

- Ball bearings and bevel gears provide smooth and cool operation and guarantee longer lifetime.
- Coupling system allows to place the attachment in 12 different directions on your Dremel tool.
- Quick connect attaches your Dremel tool in seconds.



Shaping Platform (576)

The Dremel Shaping Platform enables you to sand and grind at perfect 90 and 45 degree angles.

With the included sanding mandrel, sanding band and grinding stone you can start working straight away.



MULTI-TOOL ATTACHMENTS

Detailers Grip (577)

The Dremel Detailer's Grip attachment enables you to have even better control of your Multi-Tool when doing DIY, hobby and craft projects.



With the included stencil template and engraving cutter you can begin working with the detailer's Grip attachment and your Multi-Tool straight away.



Mini Saw Attachment (670)

Transforms your Dremel tool into a precision circular saw for fine, clear and straight cuts in all sorts of wood with a max working depth of 6.4 mm.



- Perfect for laminate and wood flooring or thin wood plates.
- The safety guard and lower guard makes it safe to use.
- The guide allows to make straight cuts.
- This Mini Saw Attachment is easier to use than a hand saw, more precise than a jig saw and fits in tighter spaces than a circular saw.



Chainsaw Sharpening Attachment (1453)

The fastest, easiest way to sharpen dull, slow-cutting chain saws.



- Easily attaches to your Dremel tool.
- Works with a variety of different chain sizes.

For compatibility please check the compatibility overview on the rear of the packaging.



MULTI-TOOL ATTACHMENTS

Line & Circle Cutter (678)



Makes perfect holes and straight cuts and easily connects to your Dremel tool.

- Included cutting bits are perfect for cuts in drywall, wood and laminate.
- Maximum cutting diameter is 30 cm.



Multi-Vise (2500)

The Dremel 3-in-1 Multi-Vise. Stationary vise, stand alone clamp & Toolholder. Clamps to any workbench, table or countertop



- Rotates 360° and tilts 50°. Allows approaching the workpiece from a comfortable angle.

Jaws may be used with base unit or detached for use as a stand-alone bar clamp.

- Easily accommodates larger work pieces.

Stabilises oversize objects and protect delicate pieces from damage.

- Allows round and odd-shaped objects to be held securely.

Allows quick removal of objects from jaws.




MULTI-TOOL ATTACHMENTS

Workstation (220)



The combined Drill Press and Tool Holder is the perfect solution for stationary working with your Dremel at any angle you want to.

- Holds tool horizontally for polishing, grinding and sanding.
- A holder for the tool to use without flex shaft.
- Accessory storage.
- Depth markings for consistent depth adjustment.



COMPACT TOOL SYSTEM

WHAT IS A COMPACT TOOL?

Our compact tool system consist of many tools to help you tackle your DIY, cleaning and creative projects. From soldering to gluing to cutting, the possibilities are endless. This system includes the Dremel Versa which is our High Speed Power Cleaner functioning as an oven cleaner, bathroom tile or shower glass cleaner, shoe cleaner and much more.



ACCESSORIES

For every compact tool, whether it's the Versa cleaning tool, to the glue gun, we have accessories for almost all materials / applications you want to do.



ATTACHMENTS

In the Compact Tool System, we offer a small range of one attachment which is for the DSM20. The Cutting Guide. This attachment helps to enhance the cutting capabilities of the Dremel DSM20.



COMPACT TOOLS


DREMEL[®] VERSA

High Speed Power Cleaner - All your Cleaning Supplies in One

Easy power button
The Versa is designed to shut off if too much pressure is applied

Versatile
Perfect for both wet and dry uses



USB charging system
A blue light will illuminate while charging, which will turn off once fully charged 

Easy pad changing system
Align either the backing pad or the brush to the threads on the tool and turn clockwise. For use of a cleaning pad, press the loop side of the pad to the base of the backing pad

DREMEL[®] VERSATIP

Butane iron - The cordless 6-in-1 gas-torch for hot cutting, soldering, pyrography and more



Flame lock-on mechanism keeps the torch on a continuous flame

Refillable tank
Powered by liquid butane lighter fuel, full tank can burn for up to 75 minutes

Integrated ignition trigger
With safety lock for easy start up

Cordless
ideal for hobby & craft projects

6 accessories included

COMPACT TOOLS

DREMEL® VERSAFLAME

Butane torch - The most versatile stationary burner for both DIY and hobby projects



Butane torch flame allows for detailed open flame work

Cordless or stationary heat gun with detachable foot, use anytime anywhere



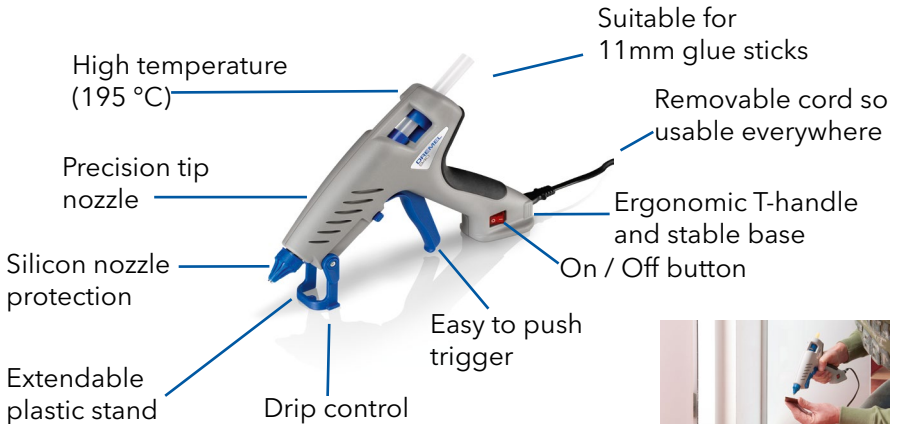
Safest mini blow torch with flame lock button for continuous hands-free use and child safety lock mechanism

Gas torch tank capacity of 22 g - longer use, full tank lasts up to 75 minutes at maximum capacity.

Temperature:
1200C (open air)
680 - 1000C (hot air)
550C (tips)

DREMEL® GLUE GUN 940

High temperature glue gun - For all indoor and outdoor DIY applications with the biggest glue output



COMPACT TOOLS

DREMEL ENGRAVER

Engraver - Precisely engrave a wide variety of materials with optimal depth control



VERSA ACCESSORIES

Kitchen Scour Pad (PC367)

The Kitchen Scour Pad is ideal for removing dirt and food residue from pots and pans and other surfaces.




Polishing Pad (PC366)

Multipurpose Polishing Pad perfect for gently polishing metals, leather and more without leaving any scratches.



Extreme Scour Pad (PC368)

The Extreme Scour Pad is perfect for cutting through and removing tough stuck-on messes.



Foam Pad (PC362)

Multi-purpose accessory for hard surfaces including counter tops, floors, doors, walls, shoes and more.



COMPACT TOOLS - ACCESSORIES & ATTACHMENTS

VERSA ACCESSORIES

Non-Scratch Pad (PC363)

Great for surfaces that require scrubbing without scratching, such as pots, pans, sinks, drains, tubs and more.



Bristle Brush (PC364)

Perfect for detailed areas or objects that require heavy-duty cleaning, such as grout, grill exteriors, car interiors, exteriors and more.



Heavy Duty Pad (PC361)

Aggressively removes stubborn scum and baked-on food, as well as small surface scratches on your wood furniture.



COMPACT TOOLS - ACCESSORIES & ATTACHMENTS

VERSATIP & VERSAFLAME ACCESSORIES



Soldering Tip 201

Used to solder, weld, carve, engrave in various materials such as wood, leather and different metals.

The fine point of the tips allow for more precision and control in your soldering work

* Compatible with the VERSAFLAME



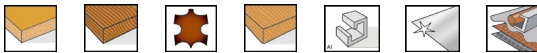
Cutting Knife 202

Ideal for cutting, carving and burning decorative designs in wood and leather. Other materials include cutting rope, wax, soap, and foam board.



Pyrography set 204

Versatip pyrography tip set can be used to apply different pyrography motifs onto wood and leather. Applications include engraving, drawing, shading, striping and calligraphy.



ENGRAVER ACCESSORIES



Carbide Engraving Tips 9924

Designed for normal engraving applications
Create fine lines to deep grooves



Diamond Engraving Point 9929

Designed for hard-surface engraving applications
and continuous use



COMPACT TOOLS - ACCESSORIES & ATTACHMENTS

GLUEGUN ACCESSORIES


7mm & 11mm Glue Sticks



GG01 - 7mm
Multipurpose
High Temp
Glue Sticks



GG02 - 7mm
Multipurpose
Low Temp
Glue Sticks




GG03 - 7mm
Wood Glue
Sticks



GG40 - Glue Pad
A flexible heat resistant
mat that can be used to
catch excessive glue and
to create decorative glue
design patterns: allow
glue to cool and peel it off
easily.



GG11 - 11mm
Multipurpose
High Temp
Glue Sticks



GG13 - 11mm
Wood Glue
Sticks




GG05 - 7mm
Colour Sticks

DSM20 ACCESSORIES



Metal and Plastic Cutting Wheel (DSM510)

The DSM510 is a reinforced type 1 abrasive cutting wheel which is designed to cut a variety of materials such as metal and plastic.



Diamond Tile Cutting Wheel (DSM540)

The DSM540 is a diamond abrasive wheel which is designed for cutting hard materials such as marble, concrete, brick, porcelain and ceramic tile.




COMPACT TOOLS - ACCESSORIES & ATTACHMENTS



Multipurpose Carbide Flush Cutting Wheel (DSM600)

The DSM600 is a multipurpose carbide flush cutting disc. This offset abrasive cutting wheel with carbide grit is designed to cut (straight, plunge and flush) wood and other soft materials.



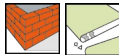
Multipurpose Carbide Cutting Wheel (DSM500)

The DSM500 is a multipurpose carbide cutting disc. This abrasive cutting wheel with carbide grit is designed for doing straight and plunge cuts in wood and other soft materials.



Masonry Cutting Wheel (DSM520)

The DSM520 is a masonry cutting wheel. This reinforced type 1 abrasive cut-off wheel is intended to make cuts in masonry and stone.



DSM20 ATTACHMENT



Cutting Guide (DSM840)

This attachment helps to enhance the cutting capabilities of the Dremel DSM20. Mitre, bevel and straight cuts are easily achieved in base-board, trim or molding using the DSM840 Cutting Guide.



BENCHTOP TOOL SYSTEM

WHAT IS A BENCHTOP TOOL?

Dremel's benchtop tools help to provide more comfort and ease whilst getting the hardcore jobs done.

Whether its cutting a piece of wood in half or tackling a project that requires both power and precision, the Benchtop tools are an essential to your tool box.



ACCESSORIES

Offering blades to cut both metal and wood, the Moto-Saw accessories are great for detailed and straight cuts with 4 accessories to choose from!

Multi-Tool accessories are compatible with the Dremel FortiFlex. Making it ideal to use in any project that you need. From sanding to engraving with complete ease.

FORTIFLEX

The Dremel Fortiflex is a high quality precision tool, consisting of a powerful hanging motor (300W), a patented heavy duty flexible shaft, an exchangeable precision hand piece and a foot pedal for variable speed control (0-20.000rpm). This makes it the ideal tool for stationary projects, like woodworking, jewellery making, stone working, car restoration, or any project where a combination of power and precision is required. The Dremel Fortiflex: power meets precision.

MOTO-SAW

The Dremel Moto-Saw is a compact and easy-to-use scroll saw for making detailed cuts in different materials. With its range of different saw blades, the Dremel Moto-Saw can handle many different materials easily. Thanks to its detachable fretsaw, it can be used not only stationary but in-hand anywhere. This userfriendly scroll saw is not only easy to store and set-up, but also easy to operate. The Dremel Moto-Saw is the most user-friendly scroll saw.



BENCHTOP TOOLS

DREMEL MOTO-SAW

Compact scroll saw with detachable fretsaw - Make detailed cuts easily

Dust port adapter keeps line-of-sight clear and work space clean

Fast-clamp base attaches to various tables, benches and surfaces

Variable-speed control for optimal cutting in a variety of materials

Auto tensioning quick-change mechanism for easy accessory change and optimal blade tensioning

Detachable coping function for handheld use to take the tool to the work piece



DREMEL FORTIFLEX

Heavy duty flexible shaft - Work precisely for extended periods of time with complete control over your stationary projects

High torque in lower speed range

Variable shank diameter (0.3 - 4.0mm) is suitable for all high quality Dremel accessories

Ultimate precision through low collet run-out

High powered 300W motor with variable speed 0 - 20,000rpm
Separate foot pedal for single-handed use with anti-slip strips on bottom



Variable speed control through foot pedal



MOTO-SAW ACCESSORIES

Fine Wood Cutting Saw Blade (MS52)

Saw blade for detailed cuts in wooden materials. This blade has 7 teeth per centimeter ensuring the finest cutting results.



General Purpose Wood Cutting Saw Blade (MS51)

Saw blade for straight and large diameter curved cuts in wooden and plastic materials. This blade has 6 teeth per centimeter ensuring a good balance between speed and precision.



Metal Cutting Saw Blade (MS53)

Saw blade for cutting soft sheet metal. This blade has 10 teeth per centimeter ensuring excellent cuts.



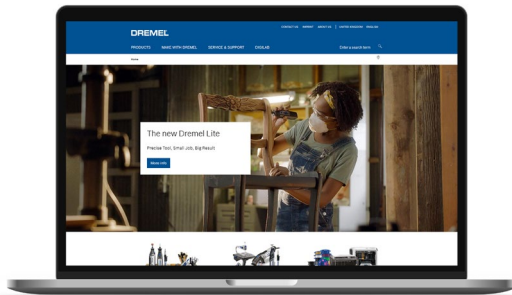
Side Cutting Saw Blade (MS50)

Saw blade for longer cut offs, which are normally limited by the throat depth of the tool. In terms of technical specifications, this blade is identical to the MS51 General Purpose blade, however, its top and bottom parts are 90 degrees twisted. This twist allows a lateral material feed either from left or right, resulting in technically infinite cuts.

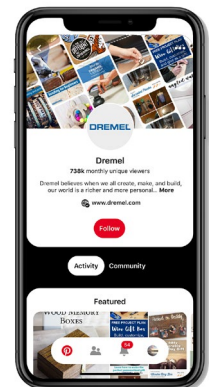
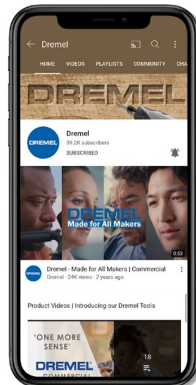
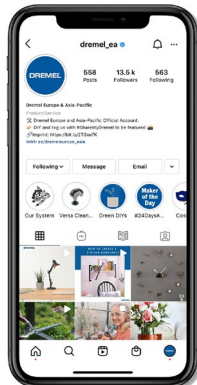



INSPIRATION

Find product information, how to's, project inspiration and more on our website and social channels.



WWW.DREMEL.COM



DREMEL®