

ARE

EXAM GUIDE

Programming, Planning & Practice

Overview	2
Knowledge / Skills	3
Sample Multiple-Choice Questions	5
Sample Multiple-Choice Answers	11
Site Zoning Vignette	12
Sample Passing Solution	13
Sample Failing Solution	14
References	15

This document, effective August 2015, supersedes all previous editions of the ARE 4.0 Exam Guide: Programming, Planning & Practice Division. Please check NCARB's web site, www.ncarb.org, regularly for updates to the ARE 4.0 Exam Guides and for the most current information regarding the ARE.

PROGRAMMING, PLANNING & PRACTICE

OVERVIEW

DIVISION STATEMENT

The application of project development knowledge and skills relating to architectural programming; environmental, social, and economic issues; codes and regulations; project and practice management.

Content Areas

- 1. PROGRAMMING & ANALYSIS**
(27-33 percent of scored items)
- 2. ENVIRONMENTAL SOCIAL
& ECONOMIC ISSUES**
(17-23 percent of scored items)
- 3. CODES & REGULATIONS**
(11-17 percent of scored items)
- 4. PROJECT & PRACTICE MANAGEMENT**
(33-39 percent of scored items)

Vignette

SITE ZONING

Delineate areas suitable for the construction of buildings and other site improvements responding to regulatory restrictions and programmatic requirements. Define a site profile and maximum buildable envelope based on zoning regulations and environmental constraints.

PROGRAMMING, PLANNING & PRACTICE

KNOWLEDGE / SKILLS

The division has been broken down into a listing of knowledge and skills for each major content area.

1. PROGRAMMING & ANALYSIS

(27-33 percent of scored items)

- A.** Assess client needs and requirements to develop a master plan and program. Document design objectives including site characteristics, spatial and functional relationships, and building systems considerations. Establish preliminary project scope, phasing, budget, and schedule.

1. Architectural Programming

Ascertain and translate client and user needs into descriptive criteria to inform subsequent phases of design.

2. Interpreting Existing Site/Environmental Conditions and Data

Collect and assess site characteristics and related information and data needed to inform the subsequent design.

3. Adaptive Reuse of Buildings and/or Materials

Research and evaluate existing sites, buildings, and materials for new or associated uses.

4. Space Planning and Facility Planning/Management

Ascertain and translate client and user needs into functional characteristics and relationships for management and facility planning of interior and exterior spaces.

5. Fixtures, Furniture, Equipment, and Finishes

Assess and inventory client and user needs with respect to functional and spatial requirements for furniture, fixtures, and equipment.

2. ENVIRONMENTAL SOCIAL & ECONOMIC ISSUES

(17-23 percent of scored items)

- A.** Obtain and review site and building surveys. Assess physical, environmental, social, and economic issues and project impact. Develop project concepts utilizing sustainable principles, alternative energy systems, and new material technologies. Apply basic design principles and historic precedent.

1. Regional Impact on Project

Research and analyze the regional impact of built, environmental, and planned conditions as they affect or are affected by the proposed project.

2. Community-Based Awareness

Assess pertinent planning, social, demographic, and economic issues within a local community and incorporate their impact on the proposed project.

3. Hazardous Conditions and Materials

Assess the potential for hazardous conditions and their impact on the proposed project.

4. Design Principles

Apply design principles and historic precedents to test, develop, and refine project design concepts.

5. Alternative Energy Systems, New Technologies, and Sustainable Design

Assess and incorporate innovative environmental, energy-related sustainable design concepts on the program, scope and budget into the proposed project.

PROGRAMMING, PLANNING & PRACTICE

KNOWLEDGE / SKILLS

3. CODES & REGULATIONS

(11-17 percent of scored items)

- A. Identify, analyze, and incorporate building codes, specialty codes, zoning, and other regulatory requirements. Manage regulatory approval process.

1. Government and Regulatory Requirements and Permit Processes

Identify and manage the prescribed planning, zoning, and building code requirements of the proposed project design.

2. Adaptive Reuse of Buildings and/or Materials

Identify and incorporate planning, zoning, and building code requirements relative to repurposed buildings and reused materials for the proposed project.

3. Specialty Codes and Regulations including Accessibility Laws, Codes and Guidelines

Identify and incorporate relevant specialty codes into the proposed project design.

4. PROJECT & PRACTICE MANAGEMENT

(33-39 percent of scored items)

- A. Develop scope of services and project delivery method. Assess project budget and financing. Identify project team members including consultants. Document project meetings. Manage project schedule and design process. Assist with construction procurement. Manage legal issues relating to practice including fees, insurance, and professional services contracts.

1. Project Delivery & Procurement Methods

Determine the delivery and construction procurement method based on client requirements.

2. Project Budget Management

Determine fiscal requirements and apply appropriate methodology and techniques to manage project budgets.

3. Project Schedule Management

Establish and manage the professional service schedules for the project.

4. Contracts for Professional Services and Contract Negotiation

Determine, negotiate, execute, and manage the professional services agreements for the project.

6. Risk Management and Legal Issues Pertaining to Practice and Contracts

Assess and manage risk and legal issues related to the business and practice of architecture.

PROGRAMMING, PLANNING & PRACTICE

SAMPLE MULTIPLE-CHOICE QUESTIONS

Go to page 11 for answers

1. After the contract for construction has been awarded, the contractor shall next prepare which of the following for the architect's review?
 - A request for payment
 - A list of materials
 - A schedule of construction
 - A lien release

2. According to AIA Document C401, the consultant's services should be coordinated with the services of which other party?
 - Owner
 - Contractor
 - Architect
 - Construction manager

3. Which of the following consultant engineers typically consumes the greatest percentage of project fees on school projects?
 - Civil
 - Electrical
 - Mechanical
 - Structural

4. According to the U.S. Environmental Protection Agency, which of the following is true about lead-based paints in an existing building that is being renovated as housing for the elderly?
 - The lead content concern is less for buildings constructed after 1960.
 - Occupant health risks are less of a concern if no children will be living in the facility.
 - The lead paint must be completely removed in areas being renovated.
 - Contractor health risks are a concern only if the lead paint is sawed, ground, or sandblasted.

5. According to the Americans with Disabilities Act (ADA) Accessibility Guidelines, curb ramp slopes shall NOT exceed which of the following ratios?
 - 1:10
 - 1:12
 - 1:20
 - 1:24

6. Which of the following creates the majority of indoor air quality problems?
 - Inside contamination
 - Inadequate ventilation
 - Construction materials
 - Contamination from the outside

PROGRAMMING, PLANNING & PRACTICE

SAMPLE MULTIPLE-CHOICE QUESTIONS

Go to page 11 for answers

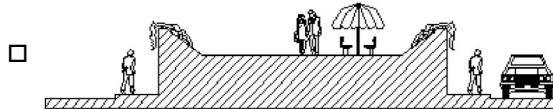
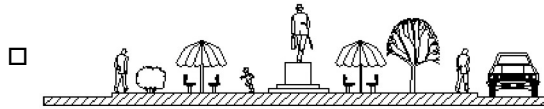
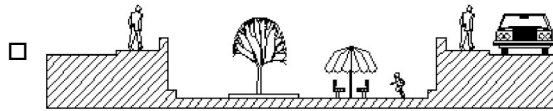
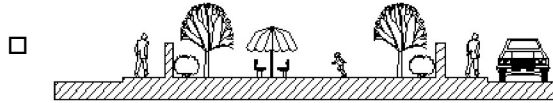
7. Which of the following types of estimates is the most accurate?
 - Order of magnitude
 - Square foot and cubic foot
 - Assemblies system
 - Unit price takeoff
8. When the architect is analyzing the choice between renovating an existing library or demolishing it and constructing a new library, the architect should first recommend that
 - a feasibility study be prepared
 - renovation costs be compared with costs for new construction
 - the owner obtain community input
 - the local historical society be consulted
9. Outline specifications written during the programming phase of a project are generally broken down by
 - rooms
 - divisions
 - costs
 - products
10. Which of the following client categories most often requires the architect to transfer ownership of the architect's construction documents to the owner/client?
 - Corporate
 - Health care
 - Commercial
 - Governmental
11. Bid alternates to choose between concrete block and clay masonry, wood and plastic windows, and slate and asphalt shingles are most likely the architect's attempt to
 - incorporate energy-saving options
 - control construction costs
 - anticipate neighborhood covenants
 - accommodate various climatic conditions
12. According to The Architect's Handbook of Professional Practice, a project manager's first key challenge is to
 - meet profitability goals
 - meet contractual obligations
 - clearly identify the client's expectations
 - manage the team members' judgments and creativity

PROGRAMMING, PLANNING & PRACTICE

SAMPLE MULTIPLE-CHOICE QUESTIONS

Go to page 11 for answers

13. Which of the following plazas in identical urban settings would encourage active public use?



14. The threshold for sound levels that cause fatigue after prolonged exposure is approximately
- 20 db
 - 50 db
 - 80 db
 - 110 db

15. Geotechnical observation reports are usually paid for by the

- structural engineer
- contractor
- architect
- owner

16. Blocking and stacking within the programming process is most critical when considering

- space requirements
- special equipment
- site limitations
- building systems

17. In order to provide the most effective coordination of the engineering consultant's work during the construction documents phase of the work, the architect should

- call the consultant daily to make sure that progress is being made
- meet with the consultant at the beginning and the end of the work period
- hold regular weekly or monthly meetings to review the consultant's progress
- send memos of telephone conversations as needed

PROGRAMMING, PLANNING & PRACTICE

SAMPLE MULTIPLE-CHOICE QUESTIONS

Go to page 11 for answers

18. Which of the following is the most important consideration when the architect/owner contract is negotiated?
- Client background check
 - Type of consultants
 - Construction delivery method
 - Scope of services
19. The object of the programming process is to establish
- aesthetics
 - evaluation of materials
 - realistic requirements
 - project financing
20. What is the purpose of a municipal impact fee assessed on a proposed project?
- Pays for the building permit
 - Offsets local infrastructure improvement costs
 - Is distributed to the owners of neighboring properties
 - Ensures speedy planning board review and approval
21. To resolve contractual disputes with clients, an architect should
- resign the contract
 - refund the fees
 - amend the contract
 - consider mediation
22. According to standard owner/architect agreements, a presentation model for the client's promotional use is
- part of the design process
 - standard practice
 - not a basic service
 - not reimbursable
23. Which of the following aspects of development is controlled by a municipality's zoning ordinance?
Check the four that apply.
- A. Density of development
 - B. Project costs
 - C. Flood impact
 - D. Land usage
 - E. Life safety requirements
 - F. Parking requirements
24. The cost for asbestos removal in a building to be renovated must be borne by the
- local regulatory agency
 - general contractor
 - owner
 - federal government
25. Which of the following is the most frequently used method of estimating construction cost when programming is completed?
- Unit-area cost
 - Contractor estimate
 - Construction loan value
 - Capitalization ratio

PROGRAMMING, PLANNING & PRACTICE

SAMPLE MULTIPLE-CHOICE QUESTIONS

Go to page 11 for answers

26. The most appropriate strategy for predicting and preventing conflicts between architectural and engineering documents is to
- hold regular coordination meetings
 - have the owner review drawings
 - schedule peer review of documents
 - use in-house engineers
27. Which of the following aspects of a site is included in a deed restriction?
- Topography
 - Utility locations
 - Benchmarks
 - Covenants
28. The architect for a new shopping center has been told that the city has a “ponding” requirement for the site. This means that the architect must provide
- a decorative water pond as part of the parking-lot landscaping
 - a French-drain system in the parking areas to pond water
 - an area where excess rainwater can be retained and discharged into a storm sewer
 - a system for the underground collection and disposal of rainwater
29. Production management is an important element in the success of an architectural firm. Which of the following is a major ingredient for improvement of production?
- Employee benefits
 - Communication with employees
 - Office renovation
 - Purchase of reproduction equipment
30. The size and/or configuration of public rest room facilities is regulated by which of the following?
- Deed restrictions
 - Building codes
 - Zoning ordinances
 - Life-safety codes
31. During the programming phase, building construction cost estimates are normally based on which of the following?
- Itemized materials takeoffs
 - Operating proformas
 - Cubic-foot costs of similar buildings
 - Square-foot costs of similar buildings
32. Finding mold on pipe insulation is a sign that which of the following is present? **Check the three that apply.**
- A. Excess moisture
 - B. Poor soils
 - C. Improper ventilation
 - D. High water table
 - E. Organic feedstock
 - F. Insufficient light levels

PROGRAMMING, PLANNING & PRACTICE

SAMPLE MULTIPLE-CHOICE QUESTIONS

Go to page 11 for answers

33. An architectural program should contain which of the following? **Check the four that apply.**

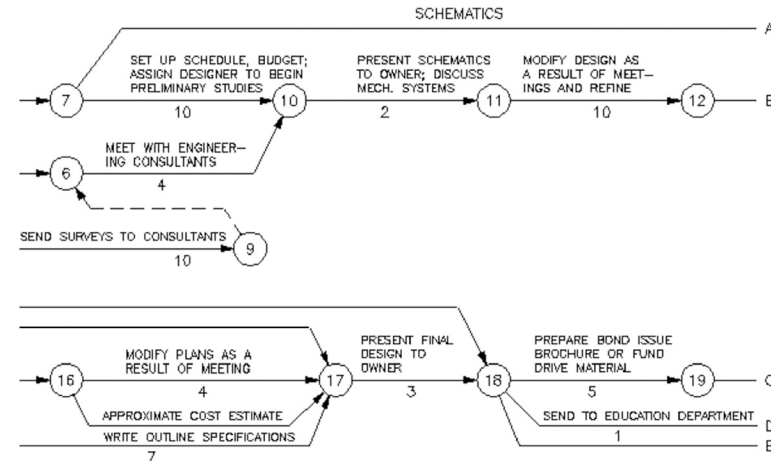
- A. Budget limitations
- B. Soils bearing capacity
- C. A statement of the owner's goals
- D. An inventory of spaces required
- E. Statements of functional relationships
- F. Determination of the structural system

34. The diagram to the right is an example of a type of project scheduling known as the

- critical path method (CPM)
- program evaluation and review technique (PERT)
- Gantt chart
- project cycle method (PCM)

35. Governmental bodies regulate the development of projects through which of the following?

- Check the two that apply.**
- A. Regional master plans
 - B. Zoning ordinances
 - C. Enterprise zones
 - D. Restrictive covenants
 - E. Tax incentives
 - F. Sewer permits

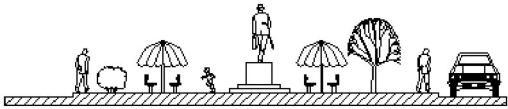


From Scheduling and Control for Architects and Contractors, by David Haviland
Published by Center for Architectural Research, Rensselaer Polytechnic Institute © 1966 p 26-27

PROGRAMMING, PLANNING & PRACTICE

SAMPLE MULTIPLE-CHOICE ANSWERS

1. A schedule of construction
2. Architect
3. Mechanical
4. Occupant health risks are less of a concern if no children will be living in the facility.
5. 1:12
6. Inadequate ventilation
7. Unit price takeoff
8. a feasibility study be prepared
9. divisions
10. Governmental
11. control construction costs
12. clearly identify the client's expectations
13.



The vignette depicts an outdoor setting on a hatched ground plane. From left to right: a person stands near a circular object; two people sit at a table under a large umbrella; a person stands near a smaller table and umbrella; a tree stands in the center; another person stands to the right of the tree; and a car is parked on the far right.
14. 80 db
15. owner
16. site limitations
17. hold regular weekly or monthly meetings to review the consultant's progress
18. Scope of services
19. realistic requirements
20. Offsets local infrastructure improvement costs
21. consider mediation
22. not a basic service
23. A, C, D, F
24. owner
25. Unit-area cost
26. hold regular coordination meetings
27. Covenants
28. an area where excess rainwater can be retained and discharged into a storm sewer
29. Communication with employees
30. Building codes
31. Square-foot costs of similar buildings
32. A, C, E
33. A, C, D, E
34. critical path method (CPM)
35. A, B

PROGRAMMING, PLANNING & PRACTICE

SITE ZONING VIGNETTE

Directions

On the work screen, you will see a site plan of an existing property that has been divided into two new lots. The tools available will allow you to outline the area suitable for the construction of surface improvements and the area suitable for construction of buildings only.

On the grid below the site plan, you are required to draw the profile of the existing grade and to draw the profile of the maximum building envelope for each lot.

Before beginning your solution, you should review the program that can be accessed through the Vignette Index screen and familiarize yourself with the site plan and the grid on the work screen.

Your completed work should conform to the program and the site conditions.

Program

An existing property has been subdivided to create two new lots for the development of condominiums. You are required to show the buildable areas in plan and in section based on a variety of regulatory requirements and developmental constraints.

1. On the plan, show the portion of the site where surface improvements are allowed. (Use the Secondary Construction Area tool.)
2. On the plan, show the portion of the site where building construction is allowed. (Use the Buildable Area tool.)
3. On the grid, draw the profile of the existing grade at **Section A-A**. (Use the Grade tool.)
4. On the grid, draw the profile of the maximum building envelope for each lot at **Section A-A**. (Use the Building Profile tool.)

Observe all of the following restrictions:

- ▶ Surface improvements are prohibited within 5 ft of any property line.
- ▶ Construction of buildings is prohibited within the following setbacks. (All setbacks are measured from the property lines of the two new lots.)
 - ▶ Front yard setbacks shall be considered only from Main Street.

Front yard setbacks from property line along Main Street:	25 ft
Rear yard setbacks:	30 ft
Side yard setbacks:	10 ft
- ▶ Construction of buildings and other surface improvements is prohibited within 25 ft of the lake high water line.
- ▶ Construction of buildings is prohibited within the existing drainage easement.
- ▶ The maximum building height limit within 65 ft of the west property line in Lot A shall be 45 ft above the benchmark elevation.
- ▶ The maximum building height limit between 0 ft and 40 ft of the east property line of Lot B shall be 20 ft above the grade at the property line.
- ▶ Maximum building height limit shall be 80 ft above the benchmark elevation.
- ▶ The maximum building envelope is restricted to an elevation defined by a 30-degree line rising eastward from a point at an elevation of 20 ft directly above the benchmark.

PROGRAMMING, PLANNING & PRACTICE

Overview

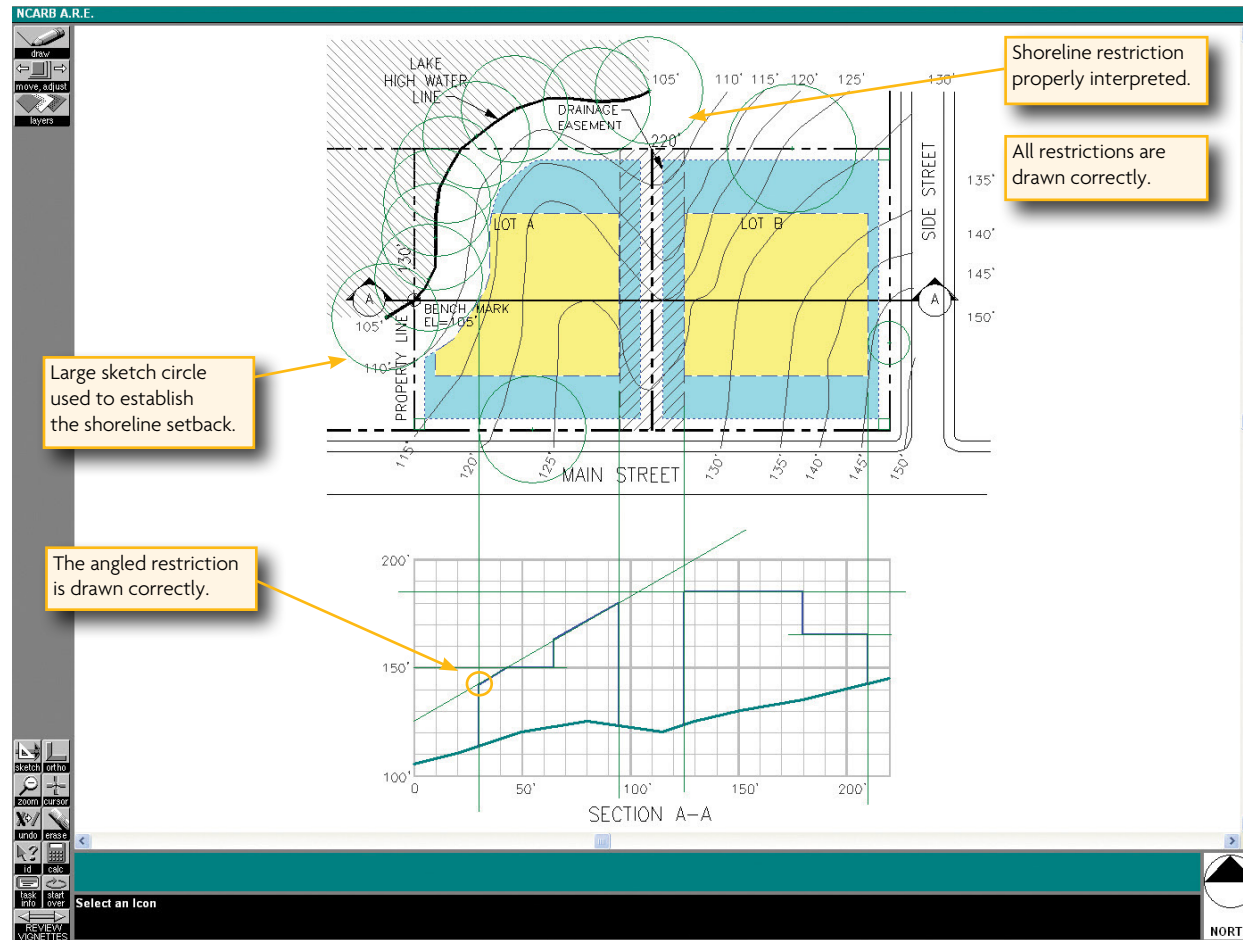
SITE ZONING VIGNETTE - Sample Passing Solution

Knowledge/
Skills

Sample Multiple
Choice Questions

Site Zoning
Vignette

References



Procedural Tips

- ▶ You might want to use the sketch tools to lay out your solution first.
- ▶ Draw the Secondary Construction Area before you draw the Buildable Area.
- ▶ When elements overlap, you may have trouble selecting a particular element. If this happens, keep clicking (without moving the mouse) until the desired element highlights.
- ▶ Sketch grid tool as one way to measure setbacks.

Tools You Might Find Useful

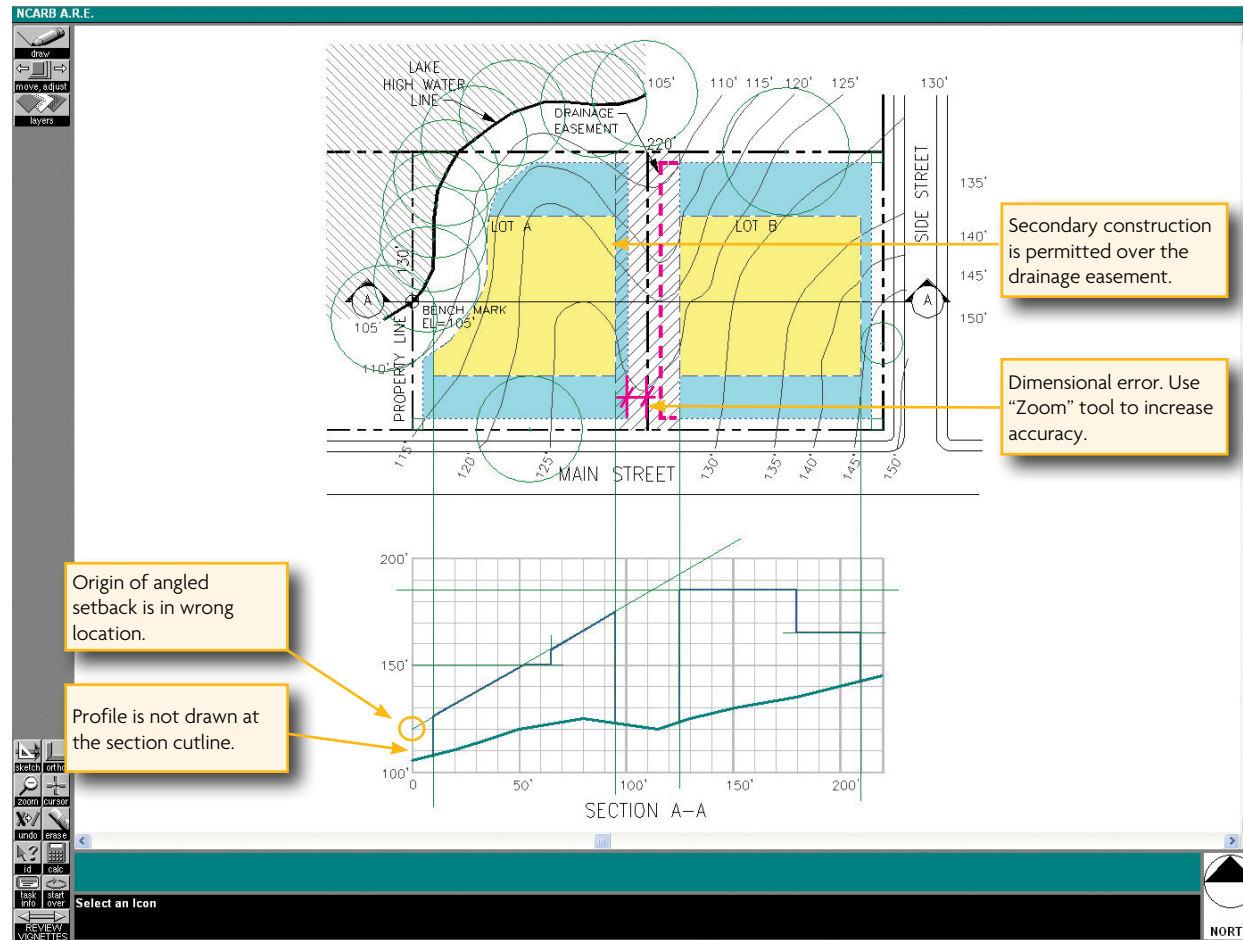
- ▶ Zoom in quite closely to adjust elements.
- ▶ Sketch tools to measure setbacks.
- ▶ Ortho

While this layout has a few minor errors, none were serious enough to cause it to fail. Front, side and rear yard restrictions have been located correctly. The Shoreline setback and the Easement are shown to be more restrictive than the side yard and rear yard setbacks. The horizontal and vertical setbacks and limits are maintained. The angled line is measured 30 degrees from the horizontal and originates at the correct point. The easement in the middle of the site has been located properly

and has been excluded from the construction envelope. The minor mistakes in this solution are in the depths of the Secondary Construction Area setbacks along the center property line. One side is measured at four feet and the other at six feet. There are tolerances built into the scoring programs, but it is advisable to try and create your solutions as accurately as possible. Use the "Zoom" tool often to locate elements more precisely.

PROGRAMMING, PLANNING & PRACTICE

SITE ZONING VIGNETTE - Sample Failing Solution



The solution shows a good technique for measuring offsets (setbacks, easements, etc.) from a curved or angled line. The solution itself has a few problems, however. The candidate mistook the easement down the middle of the site as being restrictive of non-building surface improvements and did

not allow the Secondary Construction Area to fall over the easement as permitted. Also, the angled solar access restriction has its beginning point located incorrectly. This creates a condition where the maximum building envelope, as drawn, is smaller than allowed (vertically) and is therefore unacceptable.

PROGRAMMING, PLANNING & PRACTICE

REFERENCES

The following references are presented to assist candidates in preparation for the examination. This list represents texts that have content covered in this division of the examination. This is not intended to be an exhaustive list of all possible reference materials for the subject area. NCARB makes no guarantee that the various references are currently in print.

The Architect's Handbook of Professional Practice

The American Institute of Architects
John Wiley & Sons, 13th & 14th editions

Architectural Design Portable Handbook

Andy Pressman
McGraw Hill, 2001

Architectural Graphic Standards

The American Institute of Architects
John Wiley & Sons, latest edition

Problem Seeking: An Architectural Programming Primer

William M. Peña, Steven A. Parshall
John Wiley & Sons, latest edition

Professional Practice a Guide to Turning Design into Buildings

Paul Segal
WW Norton & Co, 2006

This list represents the significant AIA documents that have content covered in the Programming, Planning, & Practice portion of the examination, and is not intended to be an exhaustive list of all possible references for this division of the examination.

Conventional Family

A101-2007	Standard Form of Agreement Between Owner and Contractor where the basis of payment is a Stipulated Sum
A201-2007	General Conditions of the Contract for Construction
A701-1997	Instructions to Bidders
B101-2007	Standard Form of Agreement Between Owner and Architect
C401-2007	Standard Form of Agreement Between Architect and Consultant