



Canon PowerShot G1X



Canon PowerShot G1X

The Canon PowerShot G1X promises to deliver amazing high-quality images for a compact digital camera. This camera can be used for amateur or professional photographers. And has great features such as 14.3 MP images and 1080p HD video recording system.

FLAAR Reports dedicates to investigate on photography technology (you can visit our website www.digital-photography.org to see our previews reports on cameras and accessories) . We will be updating this report with our experience on using the new Canon PowerShot G1X back in field trips in Guatemala and in trade shows around the world.

What's inside the box?



Inside the box you'll find:


- the PowerShot G1X camera with a lens cap with strap
- NB-10L Battery Pack with the CB-2LC Battery Charger
- IFC-400PCU USB Interface Cable
- NS-DC9 neck strap
- Starting guide books and Canon Warranty
- Digital Camera Solution CD-ROM



Be sure to charge completely your camera before the first use. Before you use the camera, read the whole start up guide, to be sure to follow the instructions on making your camera work, specially for the first time.

The neck strap goes attached to the camera, this helps to hold the camera in your neck or hand; it's an important way of avoiding your camera to drop to the floor and break. Be sure it's always tight and secured.

Be sure to also secure the strap in the cap lens, to avoid losing it. When you're not using the camera, be sure to put the cap in the lens for protection.



The Camera

With a high-resistance vintage style, the camera has a good size, not so big and not so small. A little bit heavy for a compact digital camera, but holding it with the neck strap helps a lot.

At first sight you can see that the camera provides some elements that are in the DSLR Digital Cameras, such as the mode dial for speed and aperture setting. This gives the amateur photographers the chance to start learning on the elements for a professional DSLR camera; with these settings you can adjust the settings on your camera to shoot incredible pictures in an easier way.





The camera provides a variety of options like Manual, Program and Automatic settings. In the camera interface you can choose also the different scenes to adjust the settings of the camera to take the picture, such as portrait setup, night setup, macro setup and more. The buttons on the camera are very intuitive by using the symbols such as the trash paper to delete pictures, the flower for the macro, etc.

In the bottom side of the mode dial you find the Exposure compensation dial, this will help to adjust the exposure on your images, although we found that the dial is a little bit difficult to move, comparing to the DSLR Digital Professional cameras.

The camera has a built-in flash that can be used by releasing a button and being pushed in back to keep it off. On the top of the camera you can see that you have the sliding rail to adapt an external Canon flash to provide more light to your image.





Including in the Canon PowerShot G1X is a 3.0-inch TFT color LCD display, with a vari-angle type and wide-viewing angle. The rotate feature of the screen allows you to set it up so you can get the best look on your picture at different angles.

While the retractable screen is a great feature, once you have it totally out, the camera lacks an indication of whether the LCD display rotates downwards or upwards. And while this feature make the camera ideal for difficult angles, it does take a while to control the horizon line (if this is your first experience with a retractable LCD display type of camera).



Taking pictures underwater

We purchased the Canon WP-DC44 waterproof case for the Canon PowerShot G1X. We will evaluate this accessory in a different FLAAR Report with out experience and images of underwater photography



When buying the camera on the most common websites to purchase equipment you can get combos that gives you extra accessories, and sometimes for a lower price. In the combo we purchased we received a 4 GB. SanDisk SDHC HD video memory card compatible with the Canon PowerShot G1x digital camera.



We received a Zeikos Compact Deluxe Gadget bag for the Canon PowerShot G1X digital camera with shoulder strap. This case has inner spaces to keep the battery charger, the camera and the accessories you may use with your Canon PowerShot G1X.



Also including in the combo was a 3-pieces Zeikos deluxe cleaning kit to clean your camera. Be sure to avoid exposing the camera to risky environments and always carry it in the camera bag to protect it.





Sample Images

After full charging the battery we prepared the camera for the first pictures and started shooting. Here you'll see our first pictures taken with the Canon PowerShot G1X. On the left side you'll see how great detail the camera captures with textiles and surfaces. Below this page is another picture where we had trouble with the focusing, even though it was in a macro setup.

We will be updating this report on our different experiences with this camera, under water, on field trips, trade shows, photographing flowers insects and more.



Camera Experiences

First experience I had with the camera was in the St Louis airport. The camera slipped off the carrying strap, and fell onto the floor so hard that the battery case flipped open, the battery came out, and the LCD screen flipped 90 degrees over.

Then a week later the camera came off the carrying strap a second time, this time we caught the last centimeter of the one side of the strap that did not yet come off and saved the camera from hitting the floor.

I would rate the strap as an easy MINUS point; clearly either the strap, or the instructions how to put it on, are seriously at fault.

Battery lasts only a few hours

Any day when I use the camera all day, the battery wears out by about 2 pm or at latest by 3:30 pm. And this is not doing spots photography or studio photography. I use the camera at trade shows to take snapshots of booths and exhibits.

I would rate the battery has a really stupid choice by whichever engineer at Canon selected this size and (lack of) power.

When we had to buy a second one we were stuck with a whopping \$39.77, so I rate the battery choice a double loser, and I suspect some people will cleverly decline to even consider a camera which screws the owner with such an outrageous price (for a battery that does not even last one single day).



Camera is really slow to take photos

Forget taking action shots; forget taking sports.

Forget taking great pictures of your kids on weekends or on vacation. This camera is too slow. It takes forever to process a single shot. The camera will refuse to take any photography until the camera decides it is finished processing the image it just took.

So three significant MINUS features.

So what about the camera is good at all?

It takes great photos in poor light, such as in the evening, or in a dimly lit trade show.

Every photo I have taken, hand held, has turned out fully acceptable (other than it being so slow between shots).

The reason I bought this camera was because it offered an underwater housing. Since the camera was new I did not spend any time reading "reviews" since most "reviews" are simply subtle sales pitches.

As you can tell by my actual use of this camera, that we do not get commission on selling this camera anywhere in the world.




So you can trust that our evaluation of this Canon PowerShot G1X is honest.

Night shots you can see from the Milano photos, as it was very late in the afternoon; early evening, for the Church and shopping street.



FLAAR Reports

on Digital Photography



Available for download at:
www.digital-photography.org