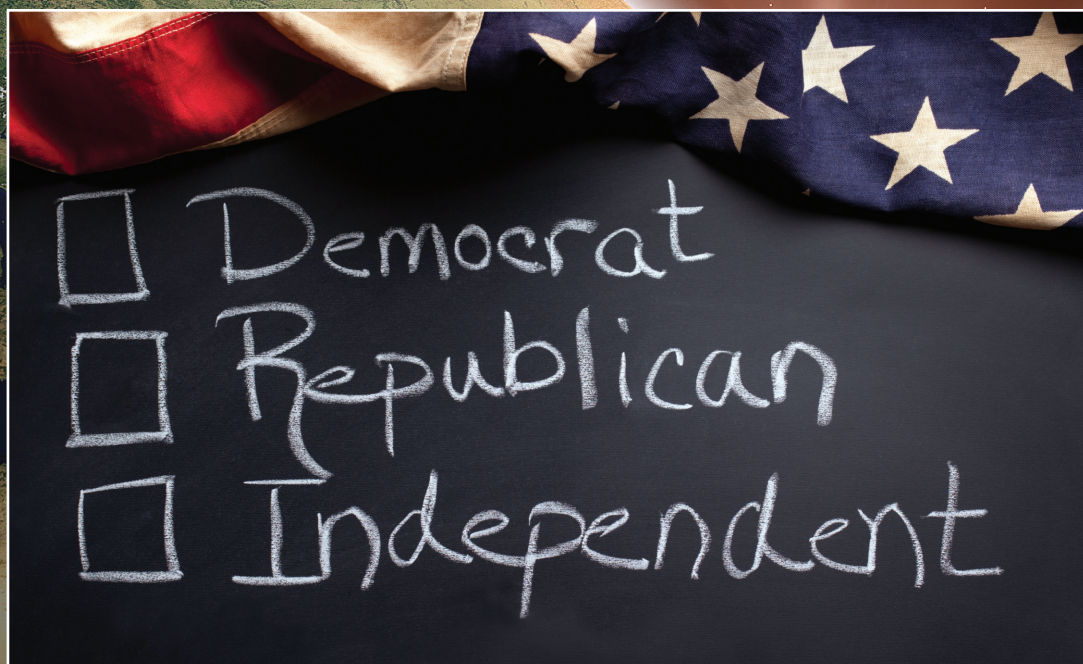


POLITICS & GLOBAL WARMING

March 2018



YALE PROGRAM ON
Climate Change
Communication



GEORGE MASON UNIVERSITY
CENTER for CLIMATE CHANGE
COMMUNICATION

Table of Contents

Introduction	2
Reading Notes.....	3
Executive Summary	4
1. The Politics of Global Warming Beliefs	7
2. Should the United States Act on Global Warming?	10
3. Who is Responsible for Action on Global Warming?	12
4. Support for Policies to Address the Pollution that Causes Global Warming.....	14
5. Global Warming as a Voting Issue	22
6. Individual and Collective Action to Reduce Global Warming.....	23
Appendix I: Data Tables	26
Appendix II: Survey Method.....	62
Appendix III: Sample Demographics	64

Introduction

This report is based on findings from a nationally representative survey – *Climate Change in the American Mind* – conducted by the [Yale Program on Climate Change Communication \(climatecommunication.yale.edu\)](http://climatecommunication.yale.edu) and the [George Mason University Center for Climate Change Communication \(climatechangecommunication.org\)](http://climatechangecommunication.org). Interview dates: March 7 – 24, 2018. Interviews: 1,278 Adults (18+), 1,067 of whom are registered to vote. Average margin of error for both the full sample and registered voter subset: +/- 3 percentage points at the 95% confidence level. The research was funded by the 11th Hour Project, the Endeavor Foundation, the Energy Foundation, the Grantham Foundation, and the MacArthur Foundation.

Principal Investigators:

Anthony Leiserowitz, PhD
Yale Program on Climate Change Communication
anthony.leiserowitz@yale.edu

Edward Maibach, MPH, PhD
George Mason University Center for Climate Change Communication
emaibach@gmu.edu

Connie Roser-Renouf, PhD
George Mason University Center for Climate Change Communication
croserre@gmu.edu

Seth Rosenthal, PhD
Yale Program on Climate Change Communication
seth.rosenthal@yale.edu

Matthew Cutler, PhD
Yale Program on Climate Change Communication
matthew.cutler@yale.edu

John Kotcher, PhD
George Mason University Center for Climate Change Communication
jkotcher@gmu.edu

Cite as: Leiserowitz, A., Maibach, E., Roser-Renouf, C., Rosenthal, S., Cutler, M., & Kotcher, J. (2018). *Politics & Global Warming, March 2018*. Yale University and George Mason University. New Haven, CT: Yale Program on Climate Change Communication.

Reading notes

- This report includes only registered voters.
- References to Republicans and Democrats throughout include respondents who initially identify as either a Republican or Democrat, as well as those who do not initially identify as Republicans or Democrats but who say they "are closer to" one party or the other (i.e., "leaners") in a follow-up question. The category "Independents" does not include any of these "leaners."
- In all tables and charts, bases specified are unweighted, but percentages are weighted.
- Weighted percentages among registered voters of each of the groups discussed in this report:
 - Democrats (total) including leaners: 47%
 - Liberal Democrats: 26%
 - Moderate/Conservative Democrats: 20%
 - (Moderate Democrats: 17%; Conservative Democrats: 3%)
 - Independents excluding leaners: 10%
 - Republicans (total) including leaners: 38%
 - Liberal/Moderate Republicans: 14%
 - (Liberal Republicans: 2%; Moderate Republicans: 12%)
 - Conservative Republicans: 23%
 - No party/Not interested in politics/Refused: 6% (included in results reported for "All Registered Voters" only)
- In the appendix tables, note that: -- = 0; * = >0 but <0.5.
- For tabulation purposes, percentage points are rounded off to the nearest whole number. As a result, percentages in a given chart may total slightly higher or lower than 100%. Summed response categories (e.g., "strongly support" + "somewhat support") are rounded after sums are calculated (e.g., 1.3% + 1.3% = 2.6%, which, after rounding = 3%).

Executive Summary

Drawing on a nationally representative survey (n=1,278; including 1,067 registered voters), this report describes how Democratic, Independent, and Republican registered voters view global warming, climate change and energy policies, and personal and collective action. Among other important findings, this survey documents an increase in Republican understanding of the reality of human-caused global warming, worry about the threat, and support for several climate policies over the past 6 months.

Global Warming Beliefs and Attitudes

- Most registered voters (73%) think global warming is happening, including 95% of liberal Democrats, 88% of moderate/conservative Democrats and 68% of liberal/moderate Republicans, but only 40% of conservative Republicans.
- A majority of registered voters (59%) think global warming is caused mostly by human activities, including 84% of liberal Democrats, 70% of moderate/conservative Democrats, and 55% of liberal/moderate Republicans (14 percentage points higher than in October 2017), but only 26% of conservative Republicans.
- A majority of registered voters (63%) are worried about global warming, including 88% of liberal Democrats, 76% of moderate/conservative Democrats, and 58% of liberal/moderate Republicans, but only 30% of conservative Republicans. Worry about global warming has increased among liberal/moderate Republicans by 15 percentage points since May 2017 and by seven points among conservative Republicans since October 2017.

Global Warming and Energy Policies

Large majorities of registered voters across the political spectrum support a range of policies that promote clean energy and reduce carbon pollution and dependence on fossil fuels. These include:

- Funding more research into renewable energy sources such as solar and wind power (87% of registered voters, 94% of Democrats, 83% of Independents, and 79% of Republicans).
- Generating renewable energy on public land in the United States (86% of registered voters, 91% of Democrats, 82% of Independents, and 81% of Republicans).
- Providing tax rebates to people who purchase energy-efficient vehicles or solar panels (85% of registered voters, 91% of Democrats, 82% of Independents, and 77% of Republicans).
- Regulating carbon dioxide as a pollutant (81% of registered voters, 91% of Democrats, 80% of Independents, and 69% of Republicans).
- Setting strict carbon dioxide emission limits on existing coal-fired power plants to reduce global warming and improve public health, even if the cost of electricity to consumers and companies would likely increase (73% of registered voters, 87% of Democrats, 70% of Independents, and 56% of Republicans, a nine percentage-point increase since October 2017).
- Requiring fossil fuel companies to pay a carbon tax and using the money to reduce other taxes (such as income tax) by an equal amount (71% of registered voters, 84% of Democrats, 68% of

Independents, and 56% of Republicans, a seven percentage-point increase since October 2017).

- Three in four registered voters (77%) support continued U.S. participation in the Paris Climate Agreement, including almost all Democrats (92%), three in four Independents (75%), and a majority of Republicans (60%).
- A majority of registered voters (66%) oppose President Trump's decision to pull out of the Paris Climate Agreement, including 91% of Democrats and 63% of Independents, but only 36% of Republicans.
- A majority of registered voters (59%) think protecting the environment improves economic growth and provides new jobs. An additional 21% think protecting the environment has no effect on economic growth or jobs. By contrast, only 18% think protecting the environment reduces growth and costs jobs. Conservative Republicans are the only political group more likely to think protecting the environment reduces growth and jobs (39%) versus improves it (32%).
- When there is a conflict between environmental protection and economic growth, 71% of registered voters think environmental protection is more important, including 85% of Democrats, three in four Independents (75%), and more than half of Republicans (52%).
- A large majority of registered voters (81%, including 94% of Democrats, 81% of Independents, and 65% of Republicans) say that schools should teach children about the causes, consequences, and potential solutions to global warming.
- Solid majorities of Democrats, Independents, and Republicans say the United States should use more solar energy (80% of registered voters, 84% of Democrats, 80% of Independents, and 75% of Republicans) and wind energy (73% of registered voters, 82% of Democrats, 75% of Independents, and 62% of Republicans).
- Only about one in ten registered voters think the United States should use more coal (12% of registered voters; 6% of Democrats, 14% of Independents, and 18% of Republicans) and oil (11% of registered voters; 7% of Democrats, and 16% of both Independents and Republicans). Slightly more than one in three think the United States should use more natural gas (36% of registered voters; 31% of Democrats, 39% of Independents, and 42% of Republicans), and about one in four (23%) think the United States should use more nuclear energy (19% of Democrats, 36% of Independents, and 26% of Republicans).
- About half of registered voters support expanding drilling for oil and natural gas off the U.S. coast (49% of registered voters, 31% of Democrats, 43% of Independents, and 73% of Republicans).
- Forty-five percent of registered voters support drilling and mining for coal, oil, and natural gas on public land in the United States (27% of Democrats, 35% of Independents, and 69% of Republicans).
- Only one in three registered voters support drilling for oil in Alaska's Arctic National Wildlife Refuge (32% of registered voters, 15% of Democrats, 28% of Independents, and 52% of Republicans).

Global Warming as a Voting Issue

- Nearly four in ten registered voters (38%) say a candidates' position global warming will be very important when they decide who they will vote for in the 2018 Congressional election.
- Of 28 issues asked about, global warming was ranked the 15th most important voting issue among all registered voters. However, it was the fourth most important issue for liberal Democrats.

Acting on Global Warming

- Across party lines, a majority of registered voters say corporations and industry should do more to address global warming (70% of registered voters; 84% of Democrats, 70% of Independents, and 55% of Republicans).
- At least half of registered voters – including Democrats, Independents, and liberal/moderate Republicans, but not conservative Republicans – think citizens, the U.S. Congress, President Trump, their own member of Congress, and/or their local government officials should do more to address global warming. Half or more Democrats and Independents think their governor and/or the media should do more.
- A majority of registered voters (54%) think global warming should be a high or very high priority for the president and Congress, including a majority of Democrats (78%) and Independents (58%), but fewer Republicans (25%).
- A strong majority of registered voters (70%) think the United States should reduce its greenhouse gas emissions, regardless of what other countries do. Majorities of liberal Democrats (91%), moderate/conservative Democrats (77%), and liberal/moderate Republicans (63%) take this position, as well as 46% of conservative Republicans.

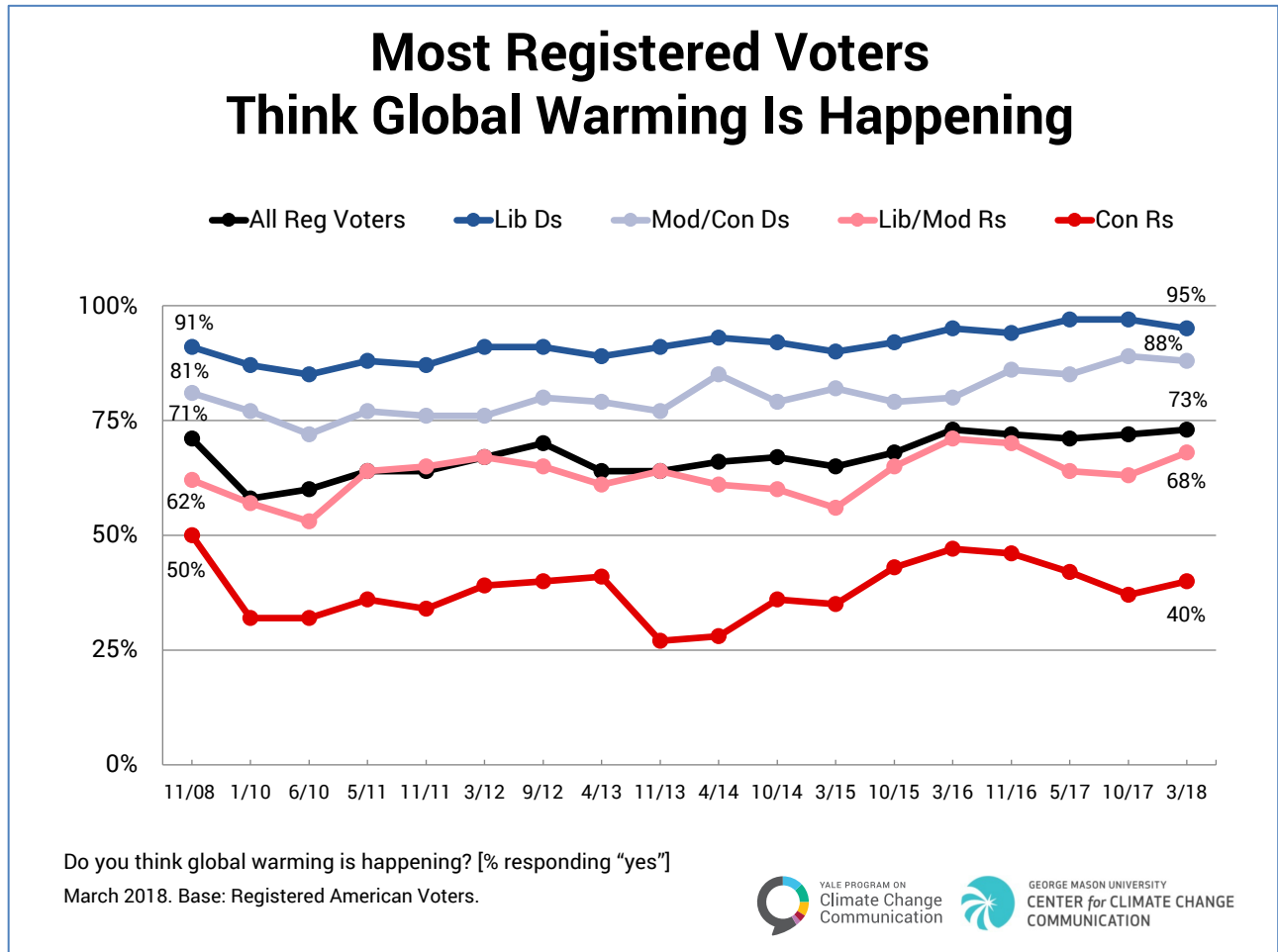
Individual and Collective Action

- A total of one in three registered voters (34%) are either participating (3%), or would definitely (10%) or probably (22%) participate, in a campaign to convince elected officials to take action to reduce global warming (51% of Democrats, 31% of Independents, but only 15% of Republicans).
- However, fewer than half of that number (13%) say they have actually contacted an elected official during the past 12 months to urge them to take action to reduce global warming, including one in five liberal Democrats (21%).
- A majority of registered voters (54%) would vote for a candidate for public office because of their position on global warming (72% of Democrats, 42% of Independents, and 36% of Republicans).
- About one third of registered voters say that, if asked by someone they like and respect, they would donate money to an organization working on global warming (37%), contact a government official about global warming (35%), volunteer for an organization working on global warming (33%), and/or meet with an elected official or their staff about global warming (32%).

1. The Politics of Global Warming Beliefs

1.1. Most registered voters think global warming is happening.

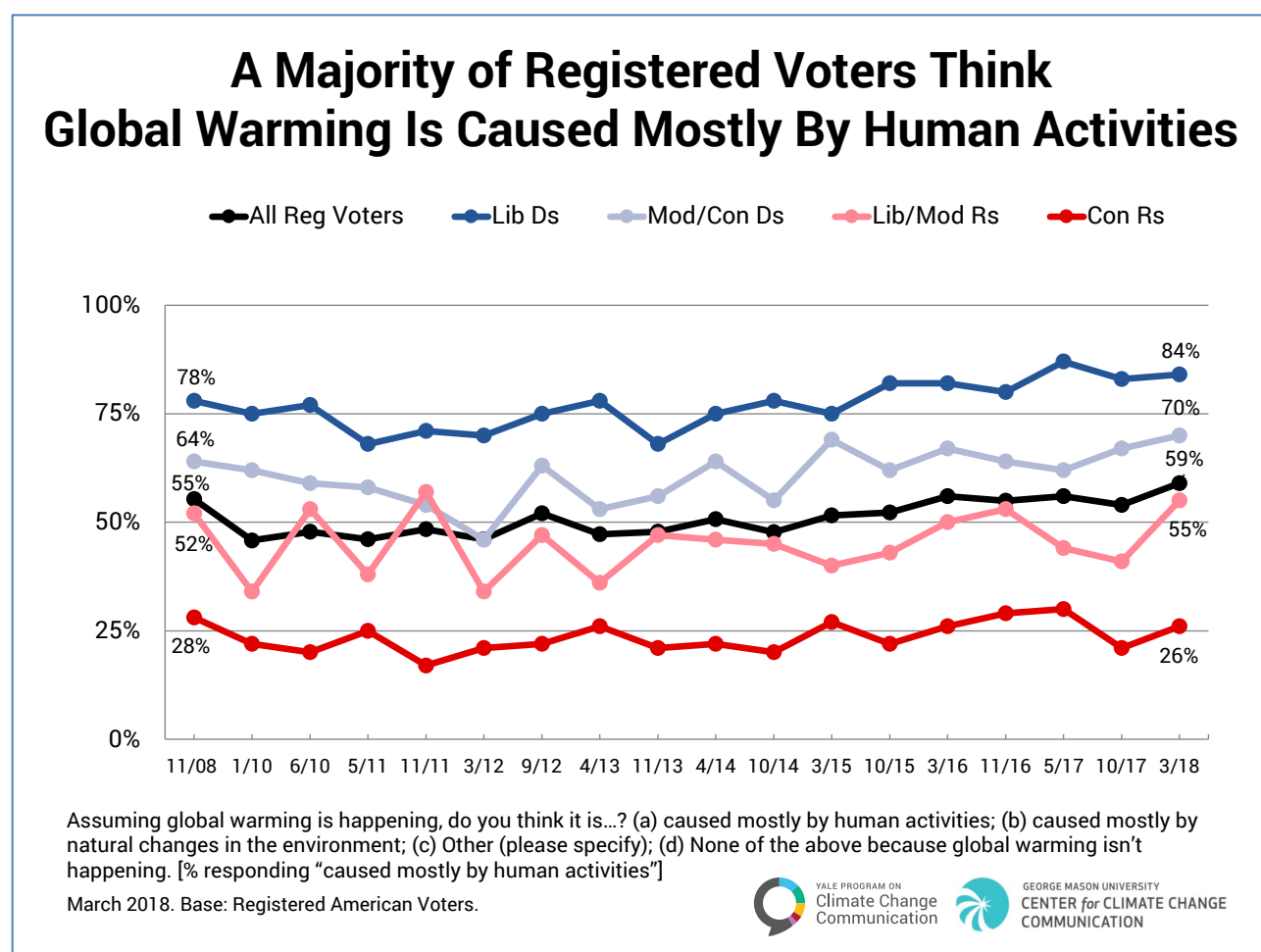
Nearly three in four registered voters (73%) think global warming is happening. This includes nearly all liberal Democrats (95%), about nine in ten moderate/conservative Democrats (88%), and a majority of liberal/moderate Republicans (68%, five percentage points higher than in October 2017; see Table, pp. 26–27). In contrast, fewer than half of conservative Republicans (40%) think global warming is happening.



1.2. A majority of registered voters think global warming is caused by human activities.

About six in ten registered voters (59%) think global warming is caused mostly by human activities, the highest percentage since our surveys began in 2008 and five percentage points higher than in October 2017 (see Table, pp. 28-31). This includes a large majority of liberal Democrats (84%). Seven in ten moderate/conservative Democrats (70%) also think global warming is mostly human-caused.

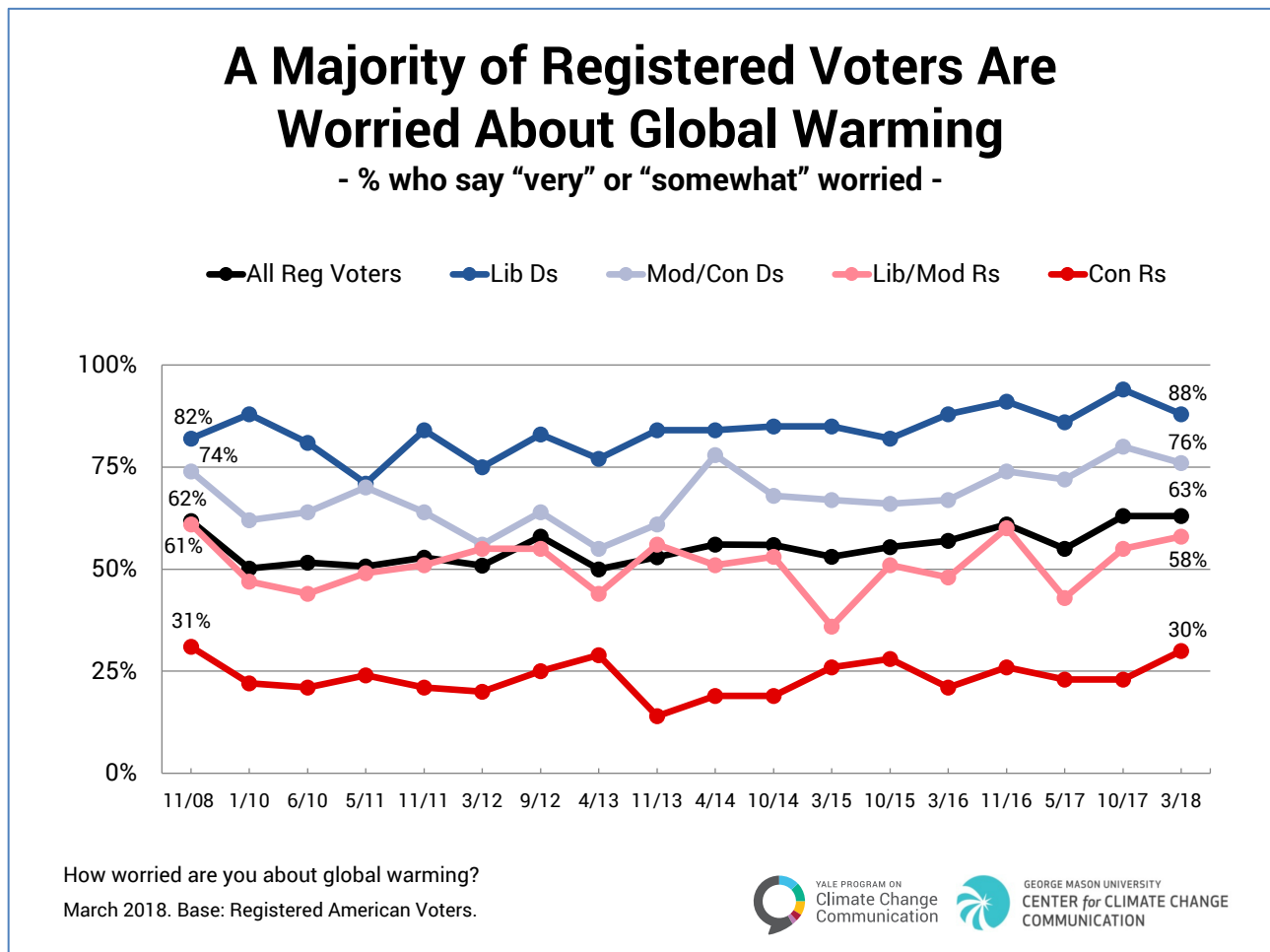
More than half of liberal/moderate Republicans (55%) think global warming is caused mostly by human activities, an increase of 14 percentage points since October 2017. Only one in four conservative Republicans (26%) think global warming is mostly human-caused, but that is a five-point increase since October 2017.



1.3. A majority of registered voters are worried about global warming.

A majority of registered voters (63%) are "very" or "somewhat" worried about global warming. This includes large majorities of liberal Democrats (88%, a decrease of six percentage points since October 2017; see Table pp. 32-33) and moderate/conservative Democrats (76%, a four-point decrease).

More than half of liberal/moderate Republicans (58%) are worried about global warming (an increase of three percentage points since October 2017 and 15 percentage points since May 2017). Only three in ten conservative Republicans (30%) are worried about global warming, but that is seven percentage points higher than in our previous survey in October 2017.

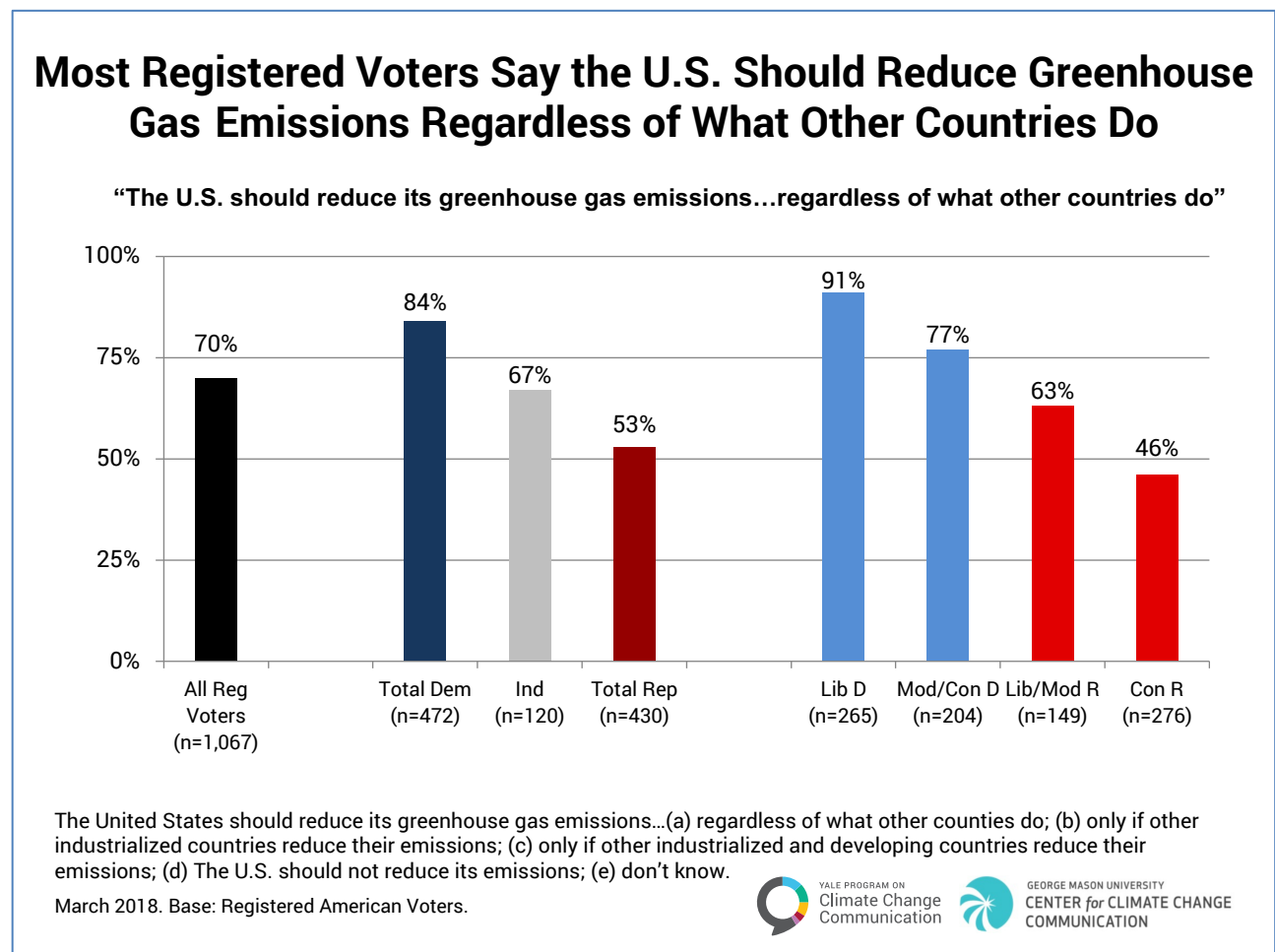


2. Should the United States Act on Global Warming?

2.1. Most registered voters say the United States should reduce greenhouse gas emissions, regardless of what other countries do.

Most registered voters think the United States should reduce its greenhouse gas emissions, regardless of what other countries do (70%). Majorities of liberal Democrats (91%), moderate/conservative Democrats (77%), and liberal/moderate Republicans (63%) take this position, as do 46% of conservative Republicans.

Only 4% of registered voters (including no Democrats, but 5% of Independents and 8% of Republicans) say the United States should *not* reduce its emissions (see Table, p. 34).

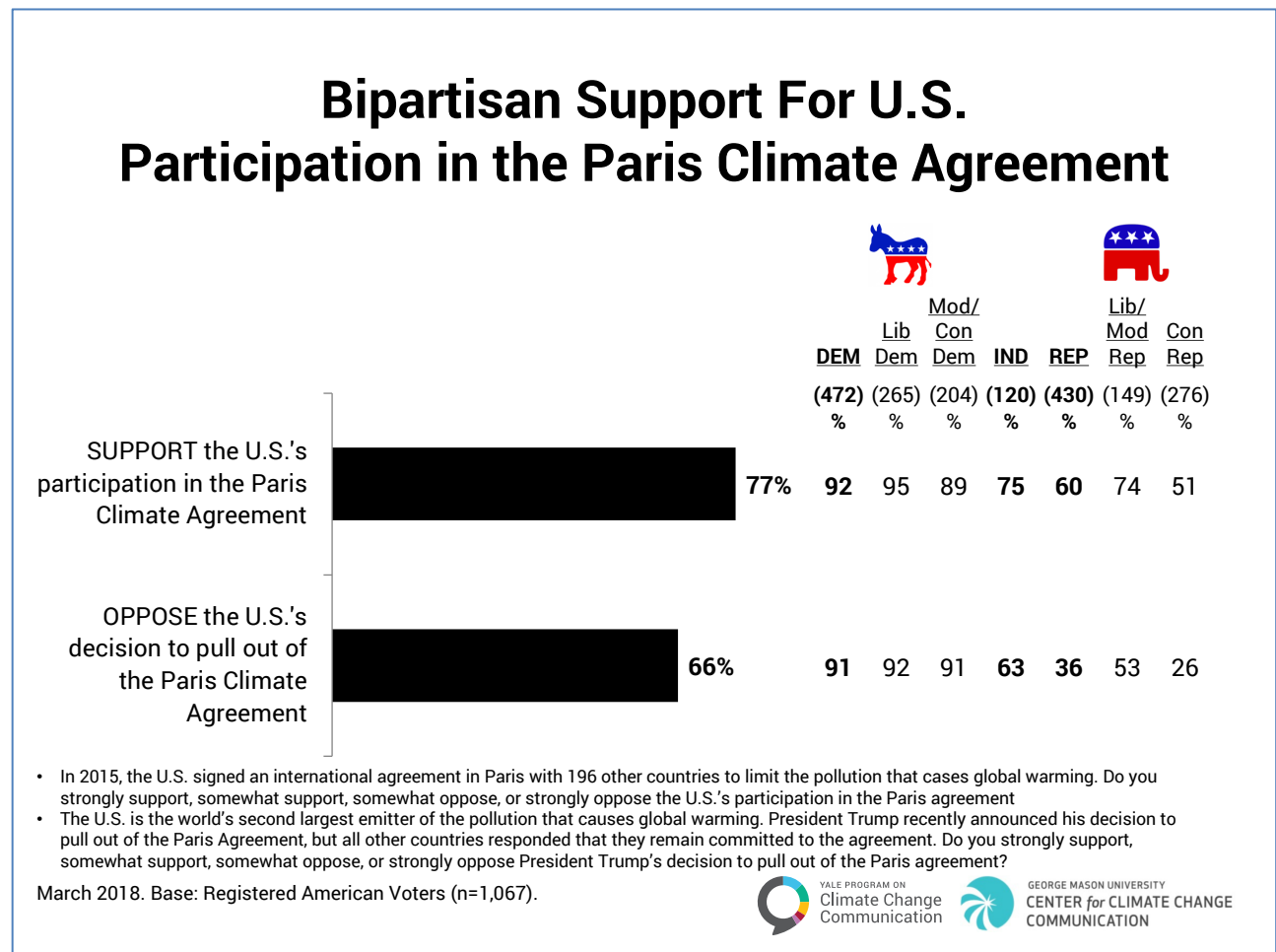


2.2. Bipartisan support for U.S. participation in the Paris Climate Agreement.

In December 2015, officials from 197 countries (nearly every country in the world) met in Paris at the United Nations Climate Change Conference and negotiated a global agreement to limit global warming. On Earth Day, April 2016, the United States and 174 other countries signed the agreement, with all of the other countries following suit since then. On June 1 2017, President Trump announced that the United States will withdraw from the agreement.

In direct contrast to President Trump's decision, more than three in four registered voters (77%) support U.S. participation in the Paris Climate Agreement. Support ranges across most of the political spectrum, including a large majority of Democrats (92%, including 95% of liberal Democrats), three in four Independents (75%), and a majority of Republicans (60%, including 51% of conservative Republicans, an increase of eight percentage points since October 2017, see Tables, pp. 34-35).

Similarly, two in three registered voters (66%) oppose President Trump's decision to pull out of the Paris Climate Agreement, including 91% of Democrats and 63% of Independents, but only 36% of Republicans.



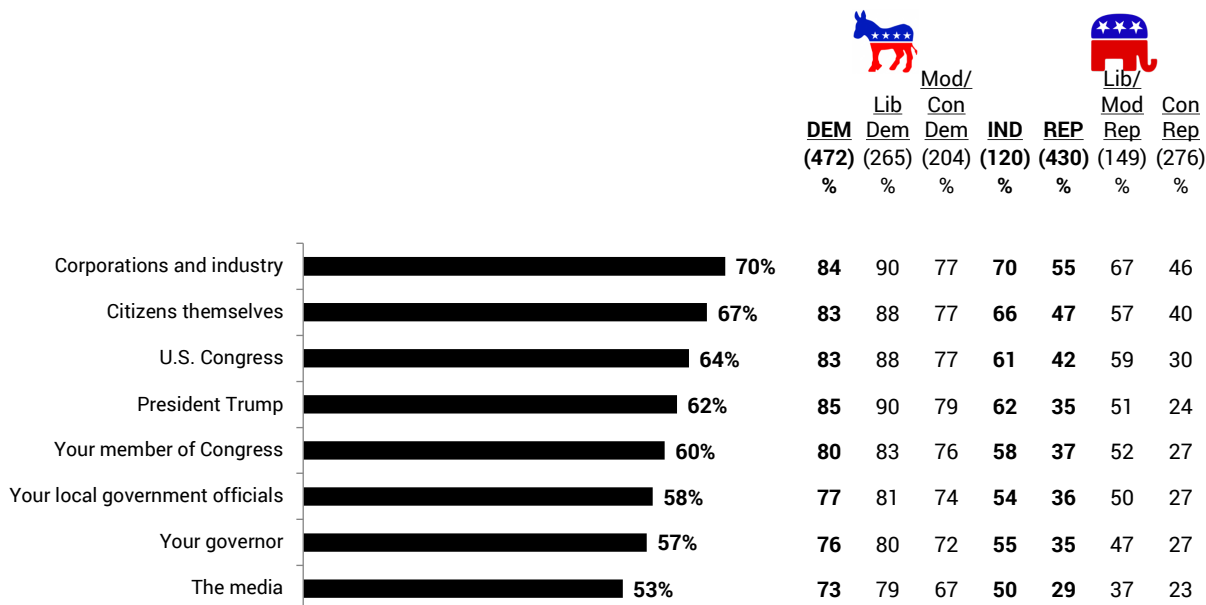
3. Who is Responsible for Action on Global Warming?

3.1. Seven in ten registered voters want corporations and industry to do more to address global warming. Voters also want more action from citizens and government.

Across party lines, a majority of registered voters say corporations and industry should do more to address global warming (70% of all registered voters; 84% of Democrats, 70% of Independents, and 55% of Republicans).

Half or more of registered voters, including Democrats, Independents, and liberal/moderate Republicans, but not conservative Republicans, think citizens, the U.S. Congress, President Trump, their own member of Congress, and/or their local government officials should do more to address global warming. Half or more Democrats and Independents think their governor and/or the media should do more.

Seven in Ten Registered Voters Want Corporations and Industry To Do More to Address Global Warming - % who say should be doing "much more" or "more" -



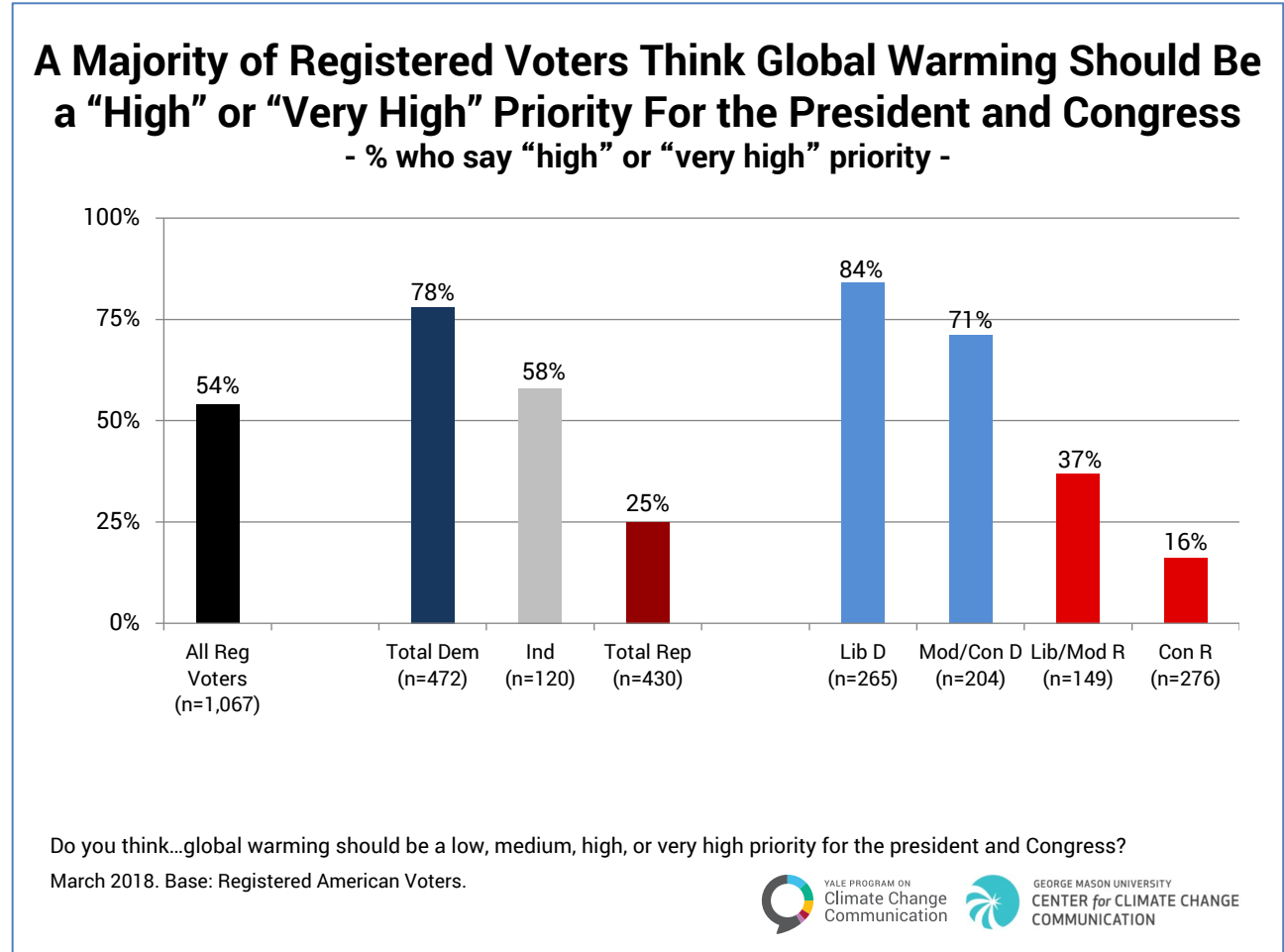
Do you think each of the following should be doing more or less to address global warming?

March 2018. Base: Registered American Voters (n=1,067).



3.2. A majority of registered voters think global warming should be a "high" or "very high" priority for the president and Congress.

A majority of registered voters (54%) think global warming should be a high or very high priority for the president and Congress, including more than three in four Democrats (78%), over half of Independents (58%), but only one in four Republicans (25%). Liberal Democrats are about five times more likely than conservative Republicans to think global warming should be a priority (84% versus 16%, respectively).

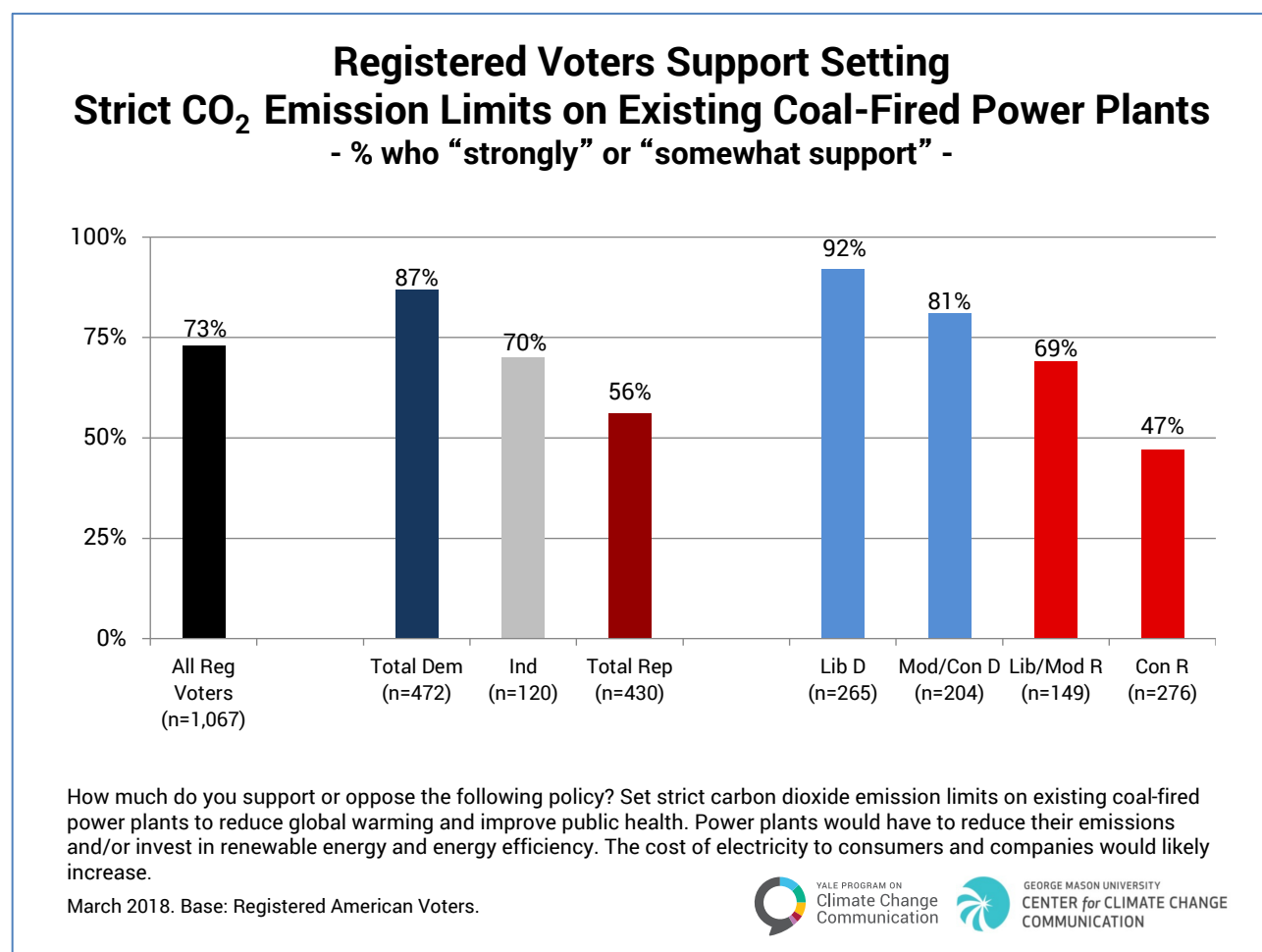


4. Support for Policies to Address the Pollution that Causes Global Warming

4.1. Registered voters support setting strict carbon dioxide emission limits on coal-fired power plants.

Nearly three in four registered voters (73%) support setting strict carbon dioxide emission limits on existing coal-fired power plants to reduce global warming and improve public health, even if the cost of electricity to consumers and companies would likely increase.

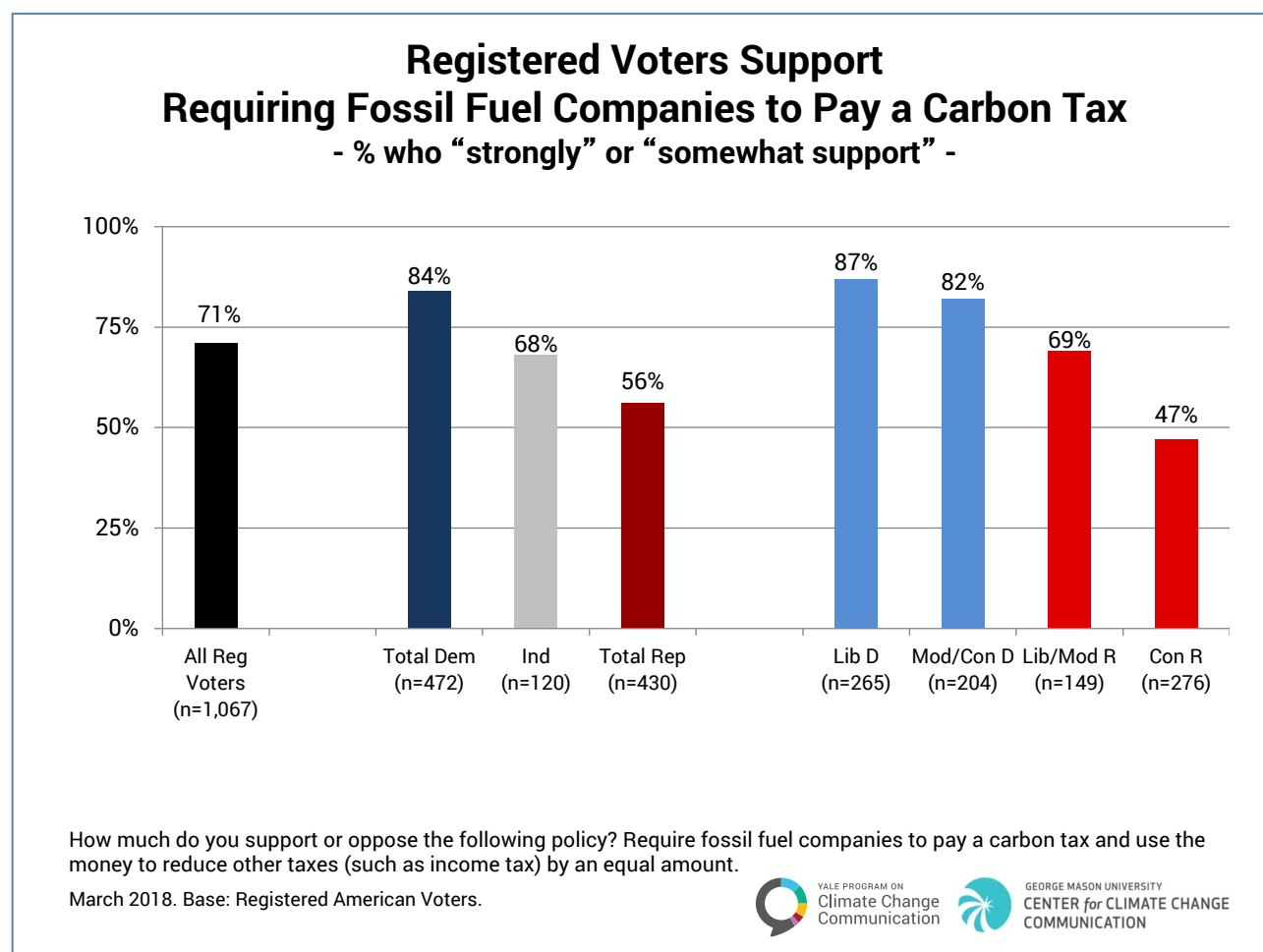
A majority of Democrats (87%) and Independents (70%) support setting strict limits on coal-fired power plants. A majority of Republicans (56%, nine percentage points higher than in October 2017; see Tables, p. 39), including about seven in ten liberal/moderate Republicans (69%, +5 points) and nearly half of conservative Republicans (47%, +10 points), also support such limits.



4.2. Registered voters support requiring fossil fuel companies to pay a carbon tax.

About seven in ten registered voters (71%) support requiring fossil fuel companies to pay a carbon tax and using the money to reduce other taxes (such as income tax) by an equal amount – a plan often referred to as a "revenue neutral carbon tax."

A large majority of Democrats (84%) and two in three Independents (68%) support requiring fossil fuel companies to pay a carbon tax. A majority of Republicans (56%, seven percentage points higher than in October 2017; see Tables, p. 40), including about seven in ten liberal/moderate Republicans (69%; +9 points) and nearly half of conservative Republicans (47%; +4 points), also support such a tax.

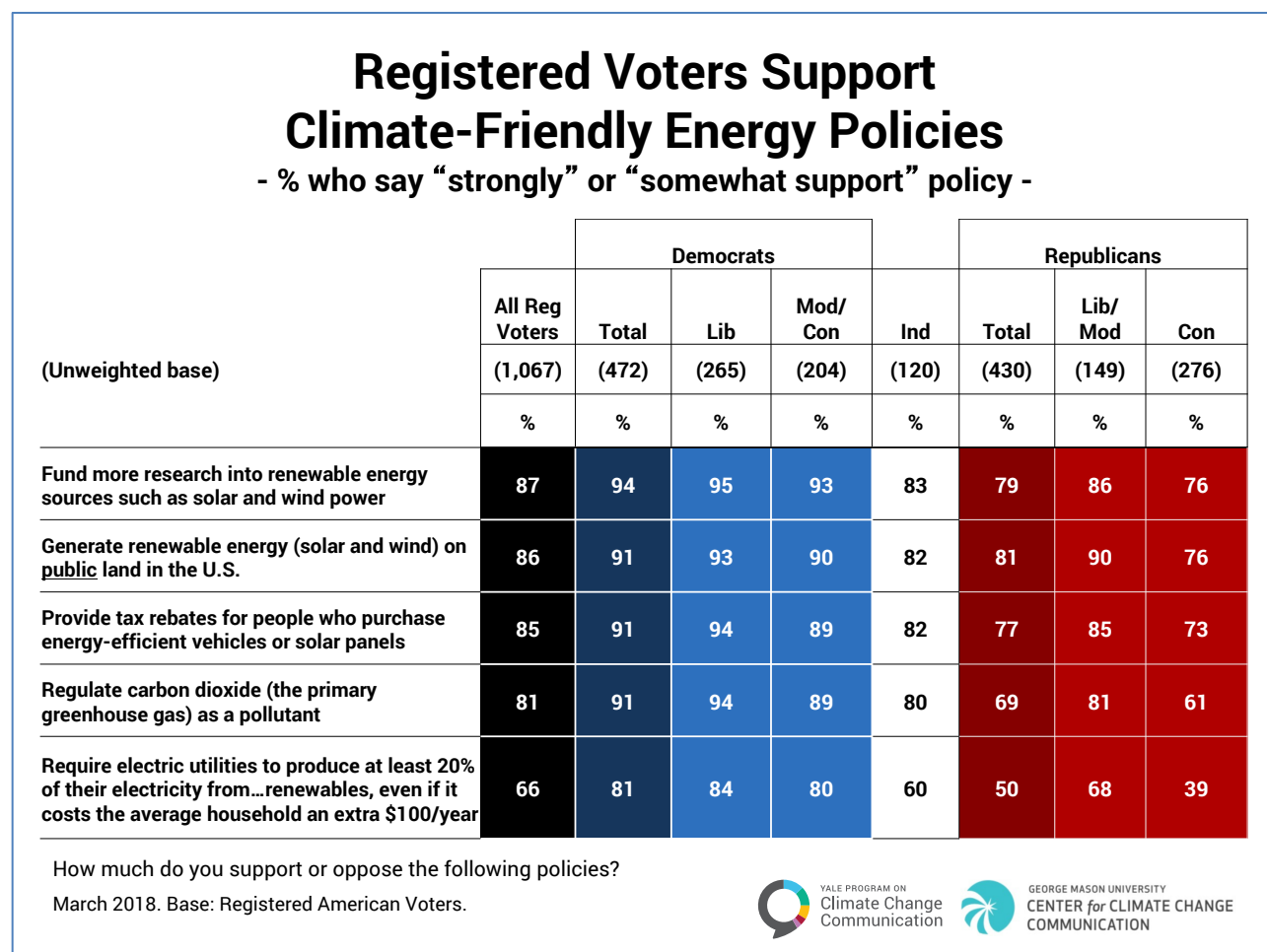


4.3. Registered voters support climate-friendly energy polices.

Registered voters support climate-friendly energy policies, including many designed to reduce carbon pollution and dependence on fossil fuels, and to promote clean energy. Democrats are the most likely to support such policies, but majorities of Independents and Republicans do as well. Majorities across the political spectrum support:

- Funding more research into renewable energy sources: 87% of registered voters, 94% of Democrats, 83% of Independents, and 79% of Republicans.
- Generating renewable energy on public land in the United States: 86% of registered voters, 91% of Democrats, 82% of Independents, and 81% of Republicans.
- Providing tax rebates to people who purchase energy-efficient vehicles or solar panels: 85% of registered voters, 91% of Democrats, 82% of Independents, and 77% of Republicans.
- Regulating carbon dioxide as a pollutant: 81% of registered voters, 91% of Democrats, 80% of Independents, and 69% of Republicans.

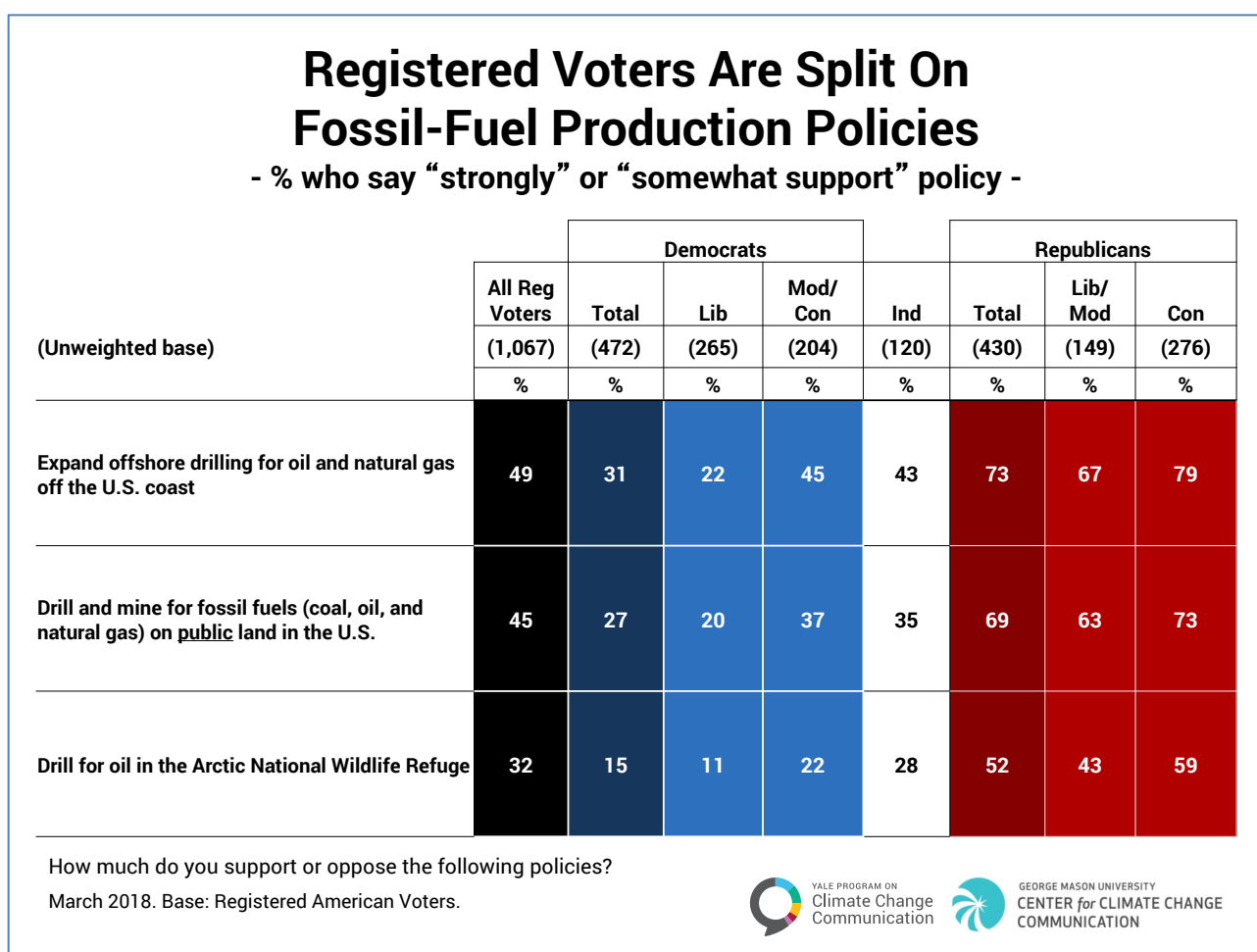
Majorities of conservative Republicans support funding more research into renewable energy (76%), generating renewable energy on public lands (76%), providing tax rebates to people who purchase energy-efficient vehicles or solar panels (73%), and regulating carbon dioxide as a pollutant (61%).



4.4. Registered voters are split on fossil-fuel production policies.

About half of registered voters (49%) support expanding offshore drilling for oil and natural gas off the U.S. coast, including 73% of Republicans, 43% of Independents, and 31% of Democrats. Fewer registered voters (45%) support drilling and mining for fossil fuels on public land in the United States, including 69% of Republicans and 35% of Independents, but only 27% of Democrats.

By contrast, fewer registered voters (32%) support drilling for oil in Alaska's Arctic National Wildlife Refuge (ANWR), while a large majority (66%) oppose it (see Table, p. 44). More than half of conservative Republicans (59%) support this policy, but liberal/moderate Republicans (43%), Independents (28%), and Democrats (15%) are much less likely to support oil drilling in ANWR.

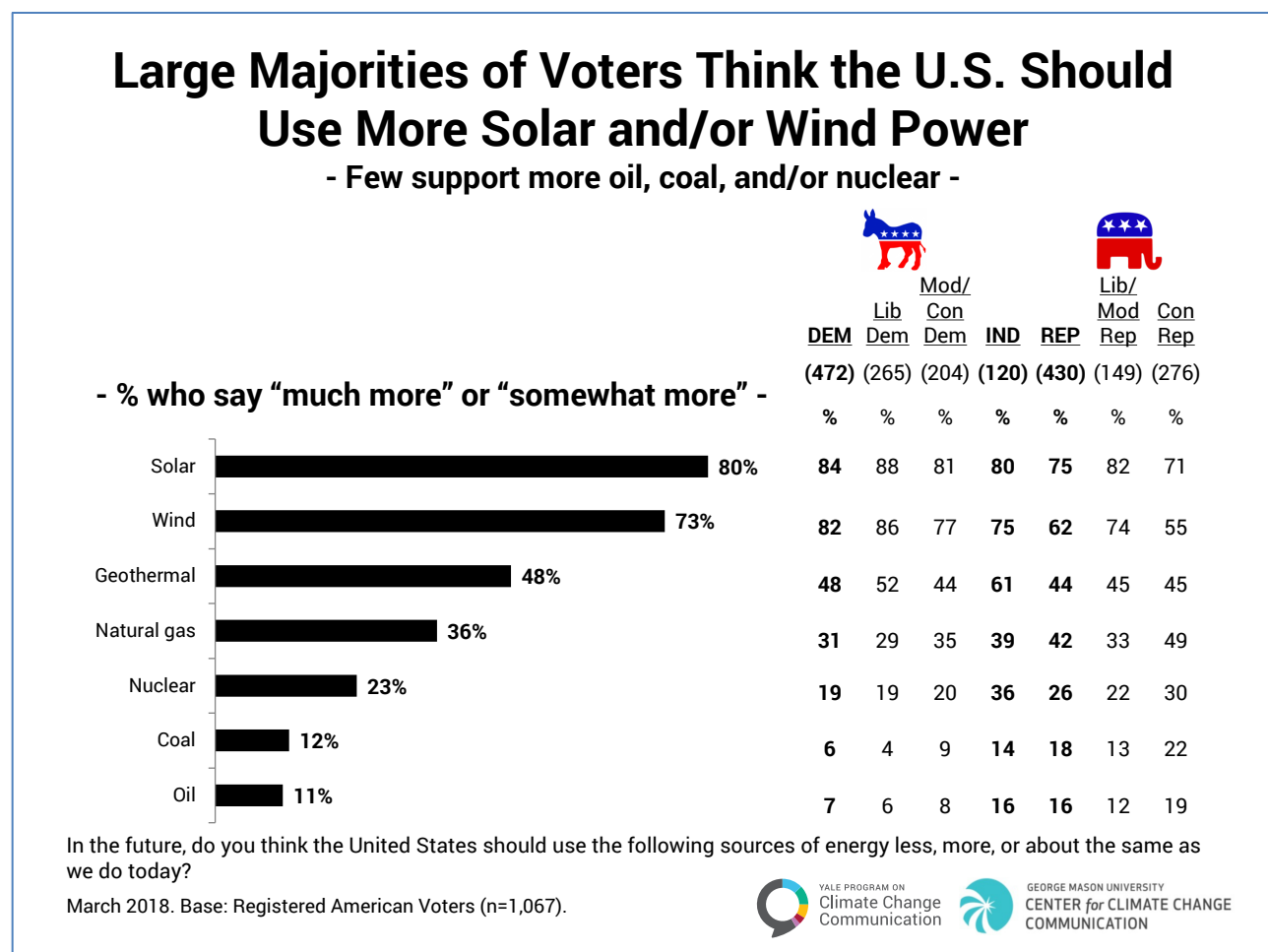


4.5. Large majorities of voters think the United States should use more solar and/or wind power. Few support more oil, coal, and/or nuclear.

Across the political spectrum, a majority of registered voters say that in the future, the United States should use more renewable sources of energy including solar (80% of all registered voters; 84% of Democrats, 80% of Independents, and 75% of Republicans) and/or wind (73% of all registered voters; 82% of Democrats, 77% of Independents, and 62% of Republicans). About half of registered voters (48%) say the United States should use more geothermal energy, but about one in four (26%) responded that they "don't know" (see Table, p. 45).

In contrast, only about one in ten registered voters think the United States should use more fossil fuels, including coal (12% of all registered voters; 6% of Democrats, 14% of Independents, and 18% of Republicans, including just 22% of conservative Republicans) and/or oil (11% of all registered voters; 7% of Democrats, and 16% of both Independents and Republicans, including just 19% of conservative Republicans). More think the United States should use more natural gas (36% of all registered voters; 31% of Democrats, 39% of Independents, and 42% of Republicans).

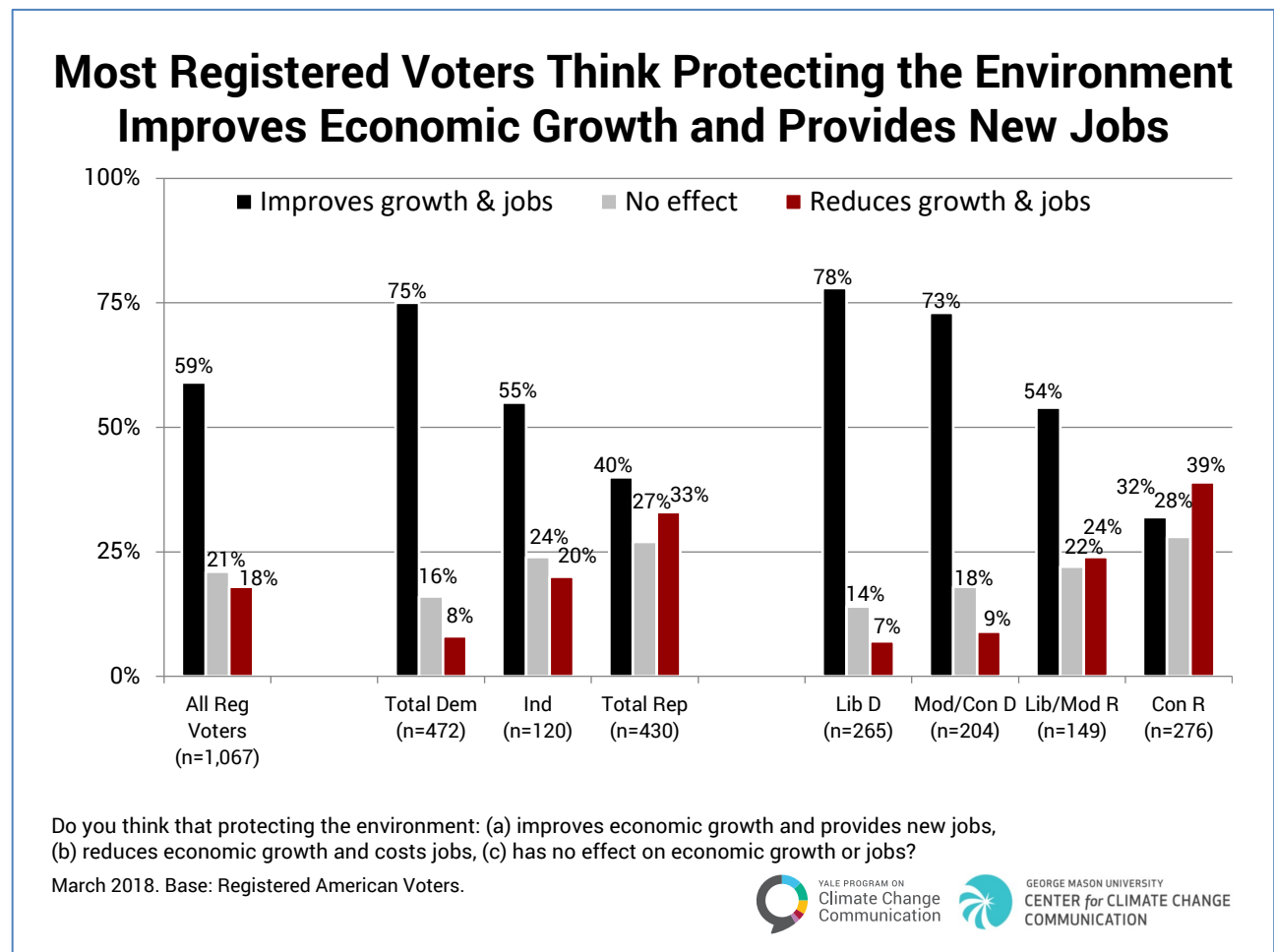
About one in four registered voters (23%) think the United States should use more nuclear energy (19% of Democrats, 36% of Independents, and 26% of Republicans).



4.6. Most registered voters think protecting the environment improves economic growth and provides new jobs.

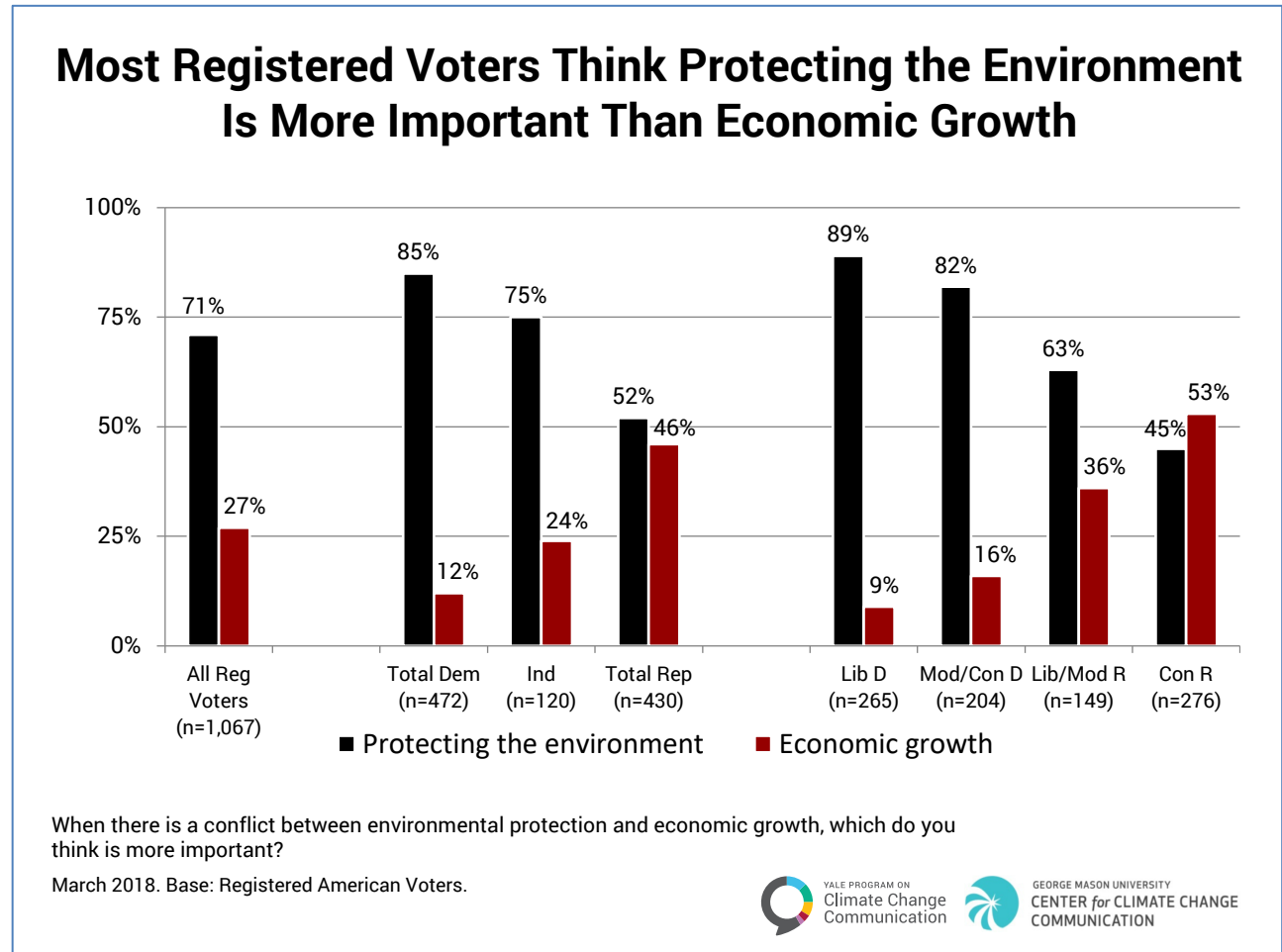
A majority of registered voters (59%) think protecting the environment improves economic growth and provides new jobs. An additional 21% think protecting the environment has no effect on economic growth or jobs. By contrast, only 18% think protecting the environment reduces growth and costs jobs.

Democrats are the most likely to think that protecting the environment improves growth and jobs (75%). More than half of Independents (55%) and four in ten Republicans (40%, including 54% of liberal/moderate Republicans) also agree. Conservative Republicans are less likely to think protecting the environment improves growth and jobs (32%), but only four in ten think protecting the environment reduces economic growth and jobs (39%).



4.7. Most registered voters think protecting the environment is more important than economic growth.

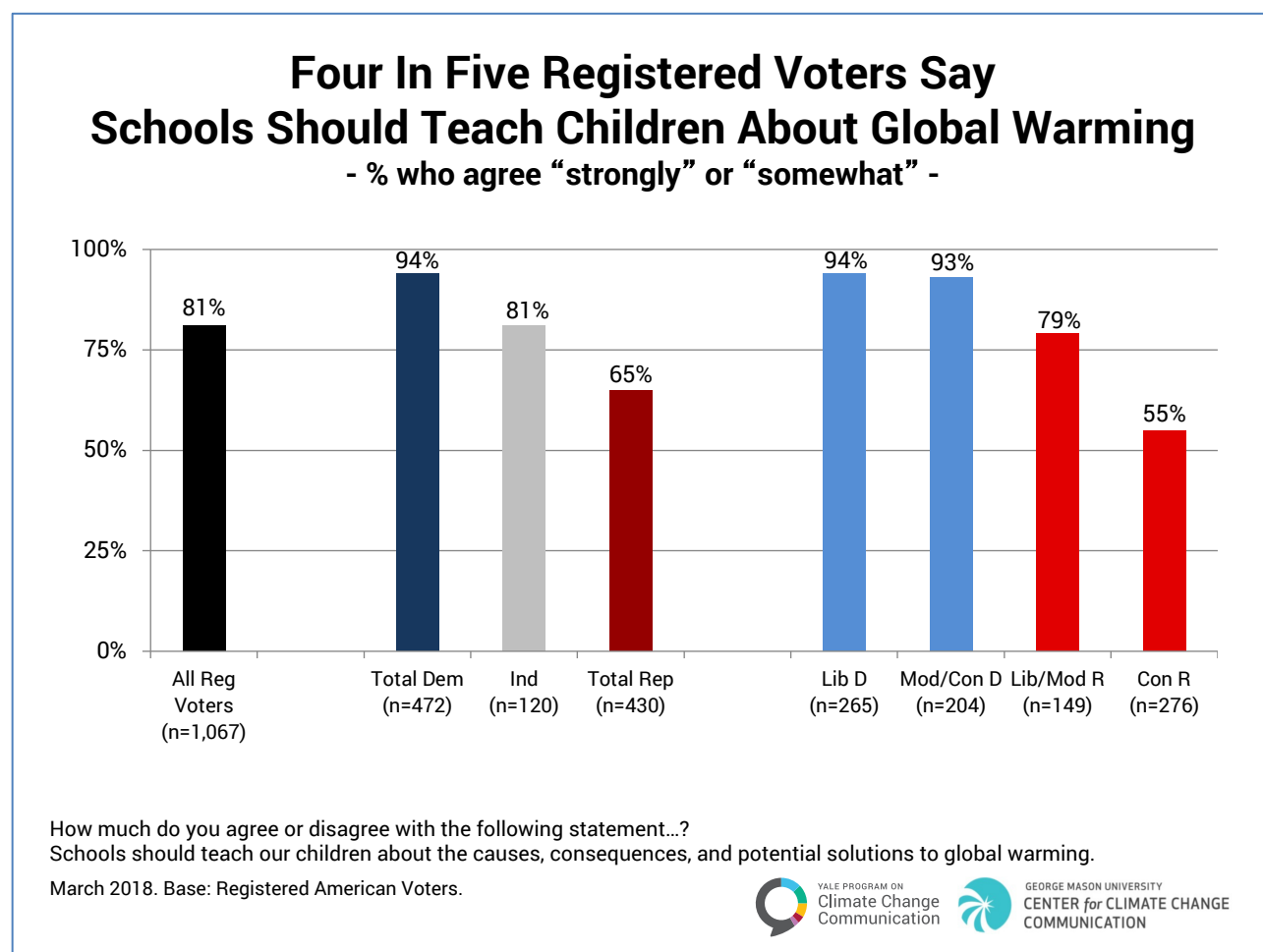
When there is a conflict between environmental protection and economic growth, 71% of registered voters think environmental protection is more important. This is true across most of the political spectrum, including a large majority of Democrats (85%), three in four Independents (75%), and more than half of Republicans (52%, 63% of liberal/moderate Republicans). Only conservative Republicans think economic growth is more important – although just over half (53%) think so, while just under half (45%) think environmental protection is more important.



4.8. Four in five registered voters say schools should teach children about global warming.

The Next Generation Science Standards for K-12 STEM (Science, Technology, Engineering, and Mathematics) education in the United States¹ require that climate change be included in the curriculum, a mandate that is controversial in some parts of the country.

A large majority of registered voters (81%) support schools teaching children about the causes, consequences, and potential solutions to global warming. Support spans the political spectrum with nearly all Democrats (94%), four in five Independents (81%), and about two in three Republicans (65%, including a majority of conservative Republicans – 55%) saying they support teaching about global warming.



¹The Next Generation Science Standards were developed by a collaboration of scientists and educators at the National Research Council of the National Academy of Sciences; the American Academy for the Advancement of Science; the National Teacher’s Association; 26 states; and Achieve (a non-profit organization). Released in 2013, the standards represent the most current, research-based method of educating K-12 students in STEM and preparing them for STEM careers. See: <http://www.nextgenscience.org/>

5. Global Warming as a Voting Issue

5.1. Most liberal Democrats say global warming will be a very important issue when deciding for whom to vote in the 2018 Congressional election.


Compared to most other issues discussed by Congressional candidates, global warming is one that fewer than four in ten registered voters (38%) say will be very important to their vote (see Tables, pp. 48-57). Liberal Democrats are the clear exception: about seven in ten (69%) say global warming will be a very important issue determining their vote in 2018.

Among the issues voters say will influence their vote for Congress in 2018, global warming ranked 15th in importance of the 28 issues asked about. However, it was the fourth most important issue to liberal Democrats (and the ninth most important for all Democrats, see Tables, pp. 48-57). By contrast, global warming was the 14th most important voting priority for Independents, and near or at the bottom of Congressional voting priorities for Republicans.

When asked to identify their most important issue when voting for a congressional candidate, 2% of registered voters say it is global warming (see Table, p. 58). This includes 3% of Democrats, 1% of Independents, and 1% of Republicans.

Most Liberal Democrats Say Global Warming Will Be a Very Important Issue When Deciding For Whom to Vote in the 2018 Congressional Election					
Rank by "very important"	All Registered Voters (n = 1,067)	Liberal Democrats (n = 265)	Moderate/Conservative Democrats (n = 204)	Liberal/Moderate Republicans (n = 149)	Conservative Republicans (n = 276)
1	Healthcare	Healthcare	Healthcare	The economy	The economy
2	The economy	Gun policies	Education	Social Security	Terrorism
3	Social Security	Environmental protection	Social Security	Terrorism	Immigration reform
4	Gun policies	Global warming	The economy	Gun policies	Social Security
5	Education	Income gap	Gun policies	Healthcare	Gun policies
6	Terrorism	Education	Terrorism	Education	Federal budget deficit
7	Improving roads, etc.	Russian election interference	Russian election interference	Federal budget deficit	Healthcare
8	Environmental protection	Social Security	Environmental protection	Improving roads, etc.	Tax reform
9	Federal budget deficit	The economy	Improving roads, etc.	Tax reform	Abortion
10	Immigration reform	Developing clean energy	Income gap	Immigration reform	Education
11	Tax reform	Improving roads, etc.	Disaster relief	Environmental protection	Improving roads, etc.
12	Russian election interference	Race relations	Tax reform	Foreign policy	Foreign policy
13	Income gap	Disaster relief	Developing clean energy	Energy independence	Same-sex marriage
14	Developing clean energy	Federal budget deficit	Federal budget deficit	Opioid crisis	Energy independence
15	Global warming	Immigration reform	Race relations	Income gap	Criminal justice reform
16	Disaster relief	Criminal justice reform	Global warming	Criminal justice reform	Opioid crisis
17	Race relations	Same-sex marriage	Energy independence	Russian election interference	International trade
18	Criminal justice reform	Tax reform	Criminal justice reform	Developing clean energy	Russian election interference
19	Energy independence	Campaign finance reform	Immigration reform	Campaign finance reform	Campaign finance reform
20	Abortion	Foreign policy	Opioid crisis	International trade	War in Afghanistan
21	Foreign policy	Terrorism	Foreign policy	Disaster relief	Disaster relief
22	Opioid crisis	Wall Street reform	Abortion	Race relations	Environmental protection
23	Campaign finance reform	Abortion	Campaign finance reform	Global warming	Legalizing marijuana
24	Same-sex marriage	Energy independence	Wall Street reform	Abortion	Developing clean energy
25	International trade	Opioid crisis	Legalizing marijuana	War in Afghanistan	Race relations
26	Wall Street reform	Legalizing marijuana	War in Afghanistan	Wall Street reform	Wall Street reform
27	War in Afghanistan	International trade	International trade	Legalizing marijuana	Income gap
28	Legalizing marijuana	War in Afghanistan	Same-sex marriage	Same-sex marriage	Global warming

How important will the candidates' positions on the following issues be when you decide who you will vote for in the 2018 Congressional election?
 March 2018. Base: Registered American Voters.



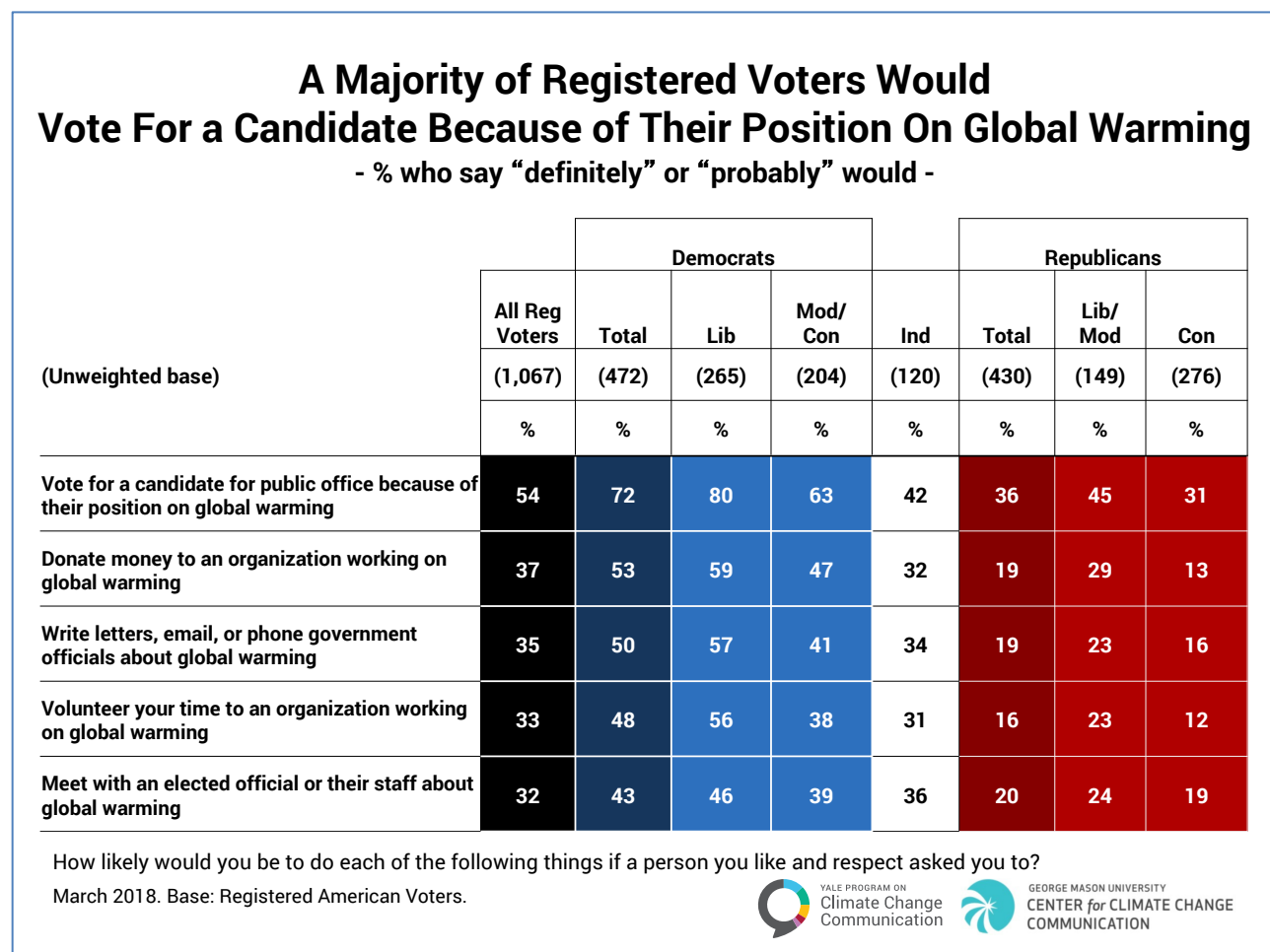

6. Individual and Collective Action to Reduce Global Warming

6.1. A majority of registered voters say they would vote for a candidate because of their position on global warming.

The majority of registered voters say they would vote for a candidate for public office because of their position on global warming (54%), including a large majority of Democrats (72%), but only a minority of Independents (42%) and Republican (36%).

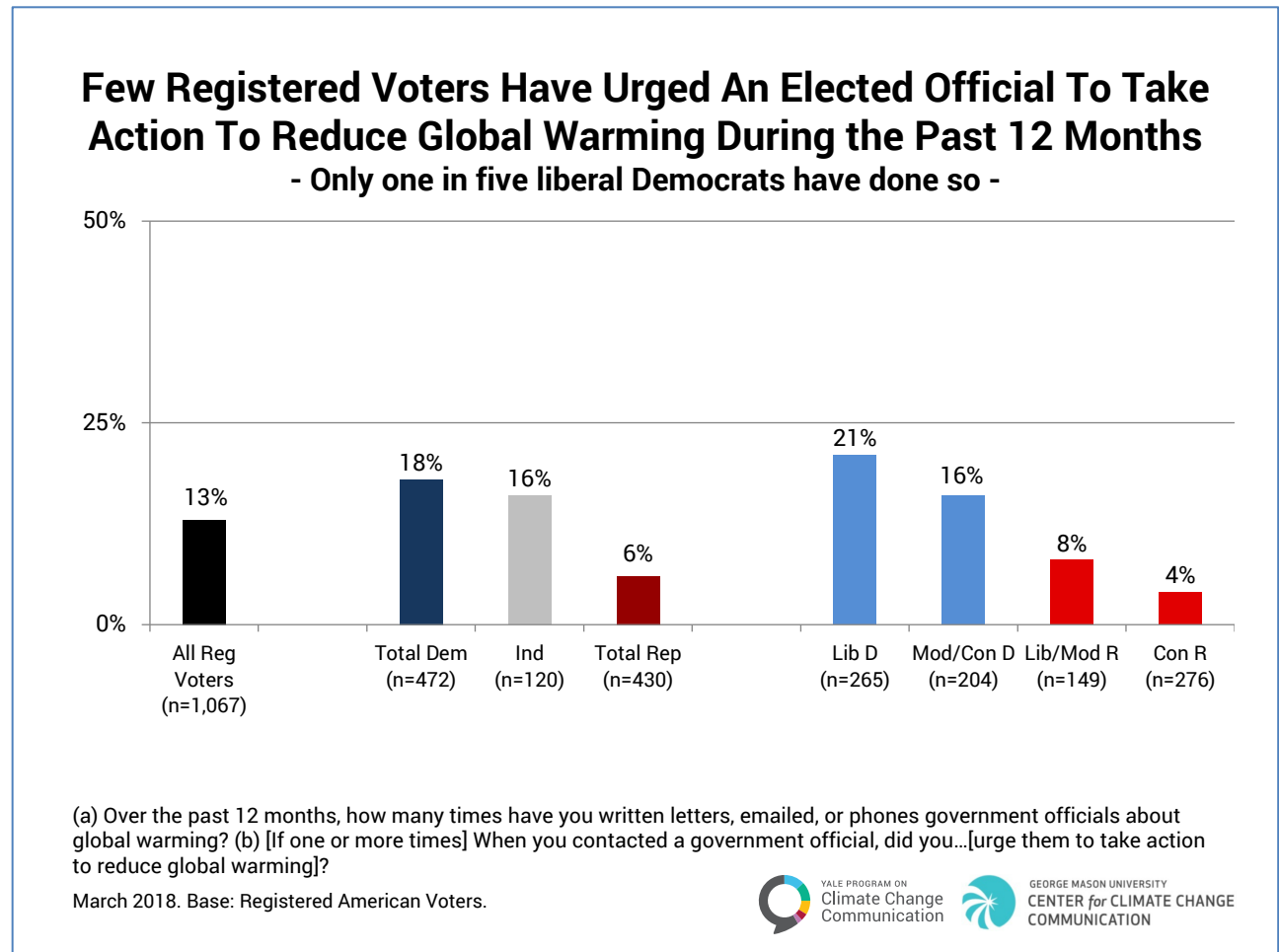
More than three in ten registered voters say they would donate money to an organization working on global warming (37%), write letters, email, or phone government officials about global warming (35%), volunteer their time to an organization working on global warming (33%), and/or meet with elected officials or their staff about global warming (32%).

Democrats would be most likely to say they would take these actions. Independents and Republicans are less likely.



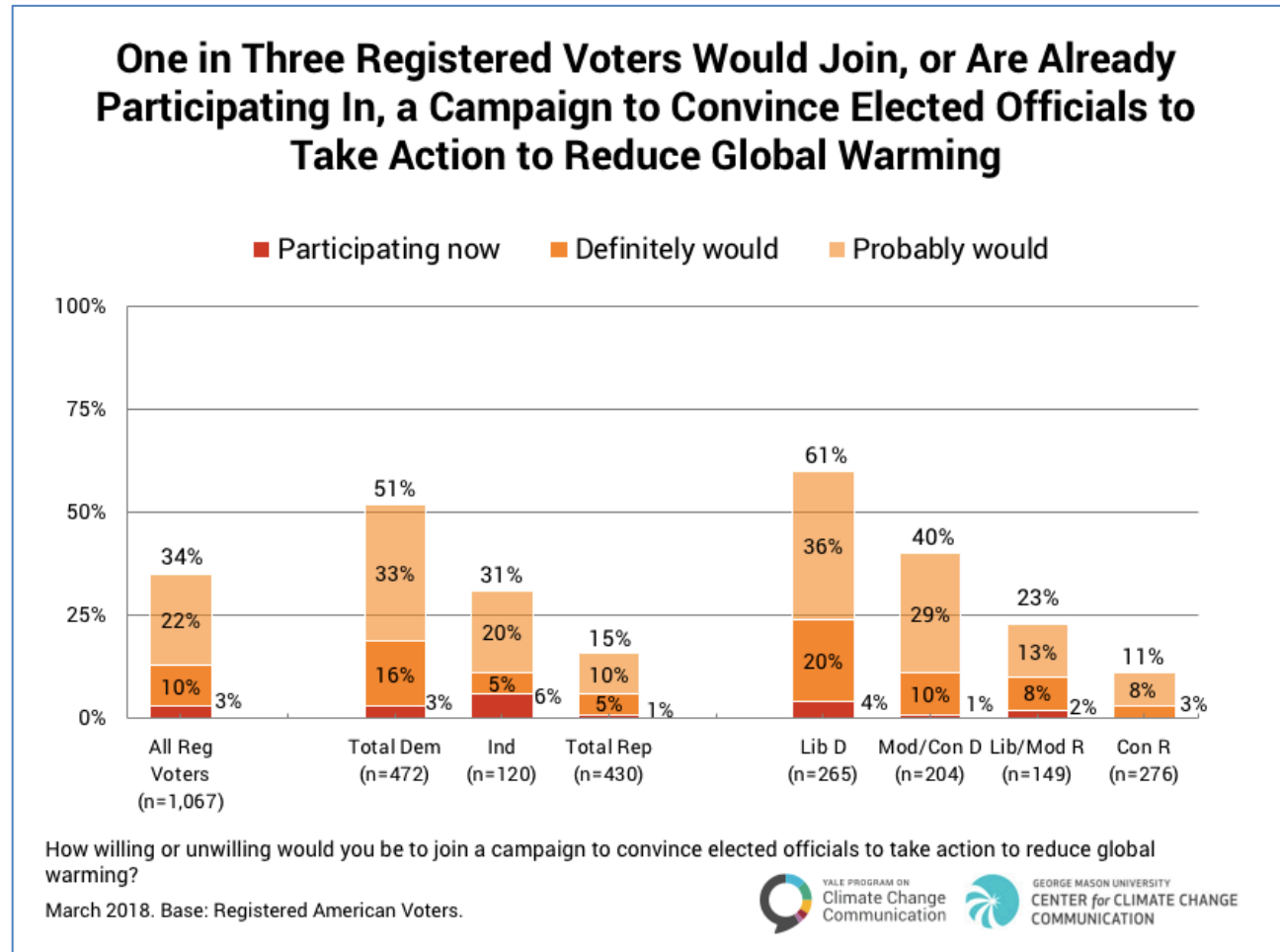
6.2. Few registered voters have urged an elected official to take action to reduce global warming during the past 12 months. Only one in five liberal Democrats have done so.

Only about one in eight registered voters (13%) say they have contacted an elected official during the past 12 months to urge them to take action to reduce global warming. However, 18% of Democrats, including 21% of liberal Democrats, and 16% of both Independents and moderate/conservative Democrats say they have done so. Only 6% of Republicans say they have done so.



6.3. One in three voters would join, or are already participating in, a campaign to convince elected officials to take action to reduce global warming.

One in three registered voters (34%) are either participating (3%), or would definitely (10%) or probably (22%) participate, in a campaign to convince elected officials to take action to reduce global warming. This includes half of Democrats (51%), including 61% of liberal Democrats and 40% of moderate/conservative Democrats. Three in ten Independents (31%) and 15% of Republicans (23% of liberal/moderate Republicans and 11% of conservative Republicans) would join, or are participating in, such a campaign.



Appendix I: Data Tables

(Base: Registered American Voters 18+)

Recently, you may have noticed that *global warming* has been getting some attention in the news. Global warming refers to the idea that the world’s average temperature has been increasing over the past 150 years, may be increasing more in the future, and that the world’s climate may change as a result.

What do you think: Do you think that global warming is happening?

(Unweighted base)	March 2018	Oct 2017	May 2017	Nov 2016	March 2016	Oct 2015	March 2015	Oct 2014	April 2014	Nov 2013	April 2013	Sept 2012	March 2012	Nov 2011	May 2011	June 2010	Jan 2010	Nov 2008
All Registered Voters	(1,067)	(1,109)	(1,070)	(1,061)	(1,004)	(1,070)	(1,025)	(1,045)	(860)	(669)	(889)	(885)	(849)	(813)	(827)	(857)	(856)	(2,203)
	%	%	%	%	%	%	%	%	%	%	%	%	%	%	%	%	%	%
Yes	73	72	71	72	73	68	65	67	66	64	64	70	67	64	64	60	58	71
No	14	12	15	14	11	17	20	18	21	24	16	13	15	18	19	19	21	10
Don't know	13	15	14	14	15	15	15	15	14	12	20	17	17	18	17	21	21	18
Total Democrats	(472)	(503)	(459)	(469)	(451)	(458)	(441)	(443)	(399)	(295)	(389)	(402)	(378)	(369)	(359)	(388)	(330)	(971)
Yes	92	94	91	90	88	86	85	84	89	84	84	86	82	80	81	77	81	86
No	2	2	2	1	2	3	4	4	5	8	5	2	5	6	6	4	4	2
Don't know	6	5	7	9	11	10	11	12	7	8	11	12	13	14	13	19	15	13
Liberal Democrats	(265)	(289)	(240)	(239)	(249)	(254)	(206)	(214)	(201)	(144)	(186)	(208)	(168)	(160)	(165)	(162)	(136)	(459)
Yes	95	97	97	94	95	92	90	92	93	91	89	91	91	87	88	85	87	91
No	1	1	1	1	2	3	4	4	3	6	5	2	1	2	4	1	4	1
Don't know	4	2	2	5	3	5	6	4	4	3	6	7	8	9	7	14	9	8
Moderate/Conservative Democrats	(204)	(212)	(219)	(227)	(200)	(204)	(231)	(227)	(197)	(150)	(200)	(191)	(209)	(205)	(191)	(224)	(193)	(503)
Yes	88	89	85	86	80	79	82	79	85	77	79	80	76	76	77	72	77	81
No	4	3	3	1	1	4	4	4	6	9	5	2	8	8	7	6	3	3
Don't know	8	8	12	12	19	17	15	17	10	13	16	18	16	15	16	22	18	16

(Base: Registered American Voters 18+)

Recently, you may have noticed that *global warming* has been getting some attention in the news. Global warming refers to the idea that the world's average temperature has been increasing over the past 150 years, may be increasing more in the future, and that the world's climate may change as a result.

What do you think: Do you think that global warming is happening? (Cont'd.)

(Unweighted base)	March 2018	Oct 2017	May 2017	Nov 2016	March 2016	Oct 2015	March 2015	Oct 2014	April 2014	Nov 2013	April 2013	Sept 2012	March 2012	Nov 2011	May 2011	June 2010	Jan 2010	Nov 2008
	%	%	%	%	%	%	%	%	%	%	%	%	%	%	%	%	%	%
Independents	(120)	(118)	(120)	(97)	(103)	(109)	(102)	(117)	(85)	(77)	(92)	(82)	(84)	(79)	(79)	(86)	(96)	(218)
Yes	70	65	70	57	74	68	61	73	58	66	44	78	63	61	60	60	55	74
No	16	16	9	20	11	17	24	16	25	26	18	11	17	18	16	17	28	11
Don't know	14	19	21	24	15	16	15	11	17	7	38	11	20	21	24	22	18	15
Total Republicans	(430)	(437)	(442)	(455)	(399)	(443)	(428)	(421)	(334)	(255)	(374)	(363)	(322)	(303)	(333)	(333)	(357)	(913)
Yes	51	47	48	54	56	51	41	43	40	39	47	49	47	45	45	36	39	54
No	29	28	31	27	24	32	39	37	41	43	28	28	30	36	38	41	38	22
Don't know	20	25	21	18	20	17	20	20	20	18	25	23	23	19	17	22	22	23
Moderate/ Liberal Republicans	(149)	(165)	(127)	(143)	(132)	(137)	(119)	(126)	(103)	(72)	(103)	(100)	(92)	(93)	(91)	(82)	(102)	(304)
Yes	68	63	64	70	71	65	56	60	61	64	61	65	67	65	64	53	57	62
No	13	16	20	9	12	12	21	28	19	26	14	16	11	18	20	19	20	12
Don't know	19	19	16	22	17	23	24	12	20	10	26	18	22	17	16	28	23	26
Conservative Republicans	(276)	(271)	(313)	(310)	(267)	(304)	(307)	(295)	(228)	(183)	(271)	(263)	(229)	(206)	(241)	(249)	(251)	(604)
Yes	40	37	42	46	47	43	35	36	28	27	41	40	39	34	36	32	32	50
No	40	39	35	37	32	43	46	41	51	52	34	34	38	46	46	47	48	28
Don't know	21	24	23	17	21	14	19	23	20	21	24	24	23	20	17	20	20	22

(Base: Registered American Voters 18+)
Assuming global warming is happening, do you think it is...

(Unweighted base)	March 2018	Oct 2017	May 2017	Nov 2016	March 2016	Oct 2015	March 2015	Oct 2014	April 2014	Nov 2013	April 2013	Sept 2012	March 2012	Nov 2011	May 2011	June 2010	Jan 2010	Nov 2008
All Registered Voters	(1,067)	(1,109)	(1,070)	(1,061)	(1,004)	(1,070)	(1,025)	(1,045)	(860)	(669)	(889)	(885)	(849)	(813)	(827)	(857)	(856)	(2,203)
	%	%	%	%	%	%	%	%	%	%	%	%	%	%	%	%	%	%
Caused mostly by human activities	59	54	56	55	56	52	52	48	51	48	47	52	46	48	46	48	46	55
Caused mostly by natural changes in the environment	30	33	31	31	35	34	33	36	34	36	36	34	37	35	36	37	36	33
Neither because global warming isn't happening	5	5	6	6	5	7	9	8	8	8	8	7	4	7	8	6	9	3
Other (please specify), caused by human activities and natural changes	6	6	6	6	4	6	4	7	6	4	7	6	10	6	8	7	7	6
Other (please specify), unclassified	1	1	1	1	--	1	1	1	1	4	1	1	2	2	1	1	1	1
Total Democrats	(472)	(503)	(459)	(469)	(451)	(458)	(441)	(443)	(399)	(295)	(389)	(402)	(378)	(369)	(359)	(388)	(330)	(971)
Caused mostly by human activities	77	76	74	72	75	72	72	65	69	61	64	69	56	61	62	66	68	70
Caused mostly by natural changes in the environment	18	17	19	20	19	19	19	25	24	28	22	20	28	28	26	22	22	21
Neither because global warming isn't happening	2	*	1	1	1	1	4	3	2	3	5	3	1	3	2	1	1	1
Other (please specify), caused by human activities and natural changes	3	6	5	6	4	6	4	5	5	6	8	8	11	6	8	9	8	6
Other (please specify), unclassified	*	1	*	1	*	1	1	1	*	2	*	*	2	1	2	*	*	1

(Base: Registered American Voters 18+)
Assuming global warming is happening, do you think it is... (Cont'd.)

(Unweighted base)	March 2018	Oct 2017	May 2017	Nov 2016	March 2016	Oct 2015	March 2015	Oct 2014	April 2014	Nov 2013	April 2013	Sept 2012	March 2012	Nov 2011	May 2011	June 2010	Jan 2010	Nov 2008
	%	%	%	%	%	%	%	%	%	%	%	%	%	%	%	%	%	%
Liberal Democrats	(265)	(289)	(240)	(239)	(249)	(254)	(206)	(214)	(201)	(144)	(186)	(208)	(168)	(160)	(165)	(162)	(136)	(459)
Caused mostly by human activities	84	83	87	80	82	82	75	78	75	68	78	75	70	71	68	77	75	78
Caused mostly by natural changes in the environment	12	11	9	13	15	12	15	15	19	20	12	14	17	20	17	11	13	14
Neither because global warming isn't happening	*	--	--	2	--	*	4	*	1	2	2	2	--	2	3	*	*	1
Other (please specify), caused by human activities and natural changes	3	5	4	5	2	6	6	5	5	9	8	7	12	8	9	9	11	7
Other (please specify), unclassified	--	--	--	1	*	1	*	*	--	2	*	--	1	--	3	--	--	*
Moderate/Conservative Democrats	(204)	(212)	(219)	(227)	(200)	(204)	(231)	(227)	(197)	(150)	(200)	(191)	(209)	(205)	(191)	(224)	(193)	(503)
Caused mostly by human activities	70	67	62	64	67	62	69	55	64	56	53	63	46	54	58	59	62	64
Caused mostly by natural changes in the environment	24	24	30	27	24	28	23	32	28	35	31	25	36	35	32	30	28	27
Neither because global warming isn't happening	3	*	1	1	3	2	4	5	3	4	7	3	3	4	1	1	1	1
Other (please specify), caused by human activities and natural changes	3	6	5	7	6	6	3	6	4	3	9	9	11	5	7	9	6	6
Other (please specify), unclassified	*	2	1	1	--	2	1	1	*	2	*	*	3	2	1	*	1	1

(Base: Registered American Voters 18+)
Assuming global warming is happening, do you think it is... (Cont'd.)

(Unweighted base)	March 2018	Oct 2017	May 2017	Nov 2016	March 2016	Oct 2015	March 2015	Oct 2014	April 2014	Nov 2013	April 2013	Sept 2012	March 2012	Nov 2011	May 2011	June 2010	Jan 2010	Nov 2008
	%	%	%	%	%	%	%	%	%	%	%	%	%	%	%	%	%	%
Independents	(120)	(118)	(120)	(97)	(103)	(109)	(102)	(117)	(85)	(77)	(92)	(82)	(84)	(79)	(79)	(86)	(96)	(218)
Caused mostly by human activities	52	42	55	44	48	62	41	43	32	44	37	58	48	50	34	45	47	63
Caused mostly by natural changes in the environment	30	37	28	28	39	26	34	36	43	33	47	27	27	30	41	38	38	24
Neither because global warming isn't happening	6	8	5	10	6	3	13	5	8	11	4	5	5	7	10	5	12	2
Other (please specify), caused by human activities and natural changes	12	8	10	14	5	4	9	12	9	5	8	7	15	11	15	9	2	6
Other (please specify), unclassified	*	4	1	--	--	5	2	2	4	7	3	3	4	--	--	1	1	1
Total Republicans	(430)	(437)	(442)	(455)	(399)	(443)	(428)	(421)	(334)	(255)	(374)	(363)	(322)	(303)	(333)	(333)	(357)	(913)
Caused mostly by human activities	38	29	34	37	35	30	31	28	31	30	29	31	25	31	29	27	27	36
Caused mostly by natural changes in the environment	45	52	48	44	53	50	50	51	46	49	51	52	57	46	50	54	49	50
Neither because global warming isn't happening	10	12	11	11	8	14	14	14	16	14	12	12	8	13	14	11	16	6
Other (please specify), caused by human activities and natural changes	7	6	6	6	4	6	3	7	6	3	5	3	7	6	5	6	6	6
Other (please specify), unclassified	1	1	*	1	1	1	1	1	1	5	3	2	2	4	1	2	2	1

(Base: Registered American Voters 18+)
Assuming global warming is happening, do you think it is... (Cont'd.)

(Unweighted base)	March 2018	Oct 2017	May 2017	Nov 2016	March 2016	Oct 2015	March 2015	Oct 2014	April 2014	Nov 2013	April 2013	Sept 2012	March 2012	Nov 2011	May 2011	June 2010	Jan 2010	Nov 2008
	%	%	%	%	%	%	%	%	%	%	%	%	%	%	%	%	%	%
Moderate/ Liberal Republicans	(149)	(165)	(127)	(143)	(132)	(137)	(119)	(126)	(103)	(72)	(103)	(100)	(92)	(93)	(91)	(82)	(102)	(304)
Caused mostly by human activities	55	41	44	53	50	43	40	45	46	47	36	47	34	57	38	53	34	52
Caused mostly by natural changes in the environment	28	46	43	35	42	43	45	41	38	41	43	45	47	28	45	37	44	36
Neither because global warming isn't happening	7	3	7	4	4	3	9	7	8	6	10	5	8	4	7	7	7	2
Other (please specify), caused by human activities and natural changes	10	8	6	5	5	9	5	7	6	4	10	3	11	6	7	3	12	8
Other (please specify), unclassified	--	1	--	1	--	2	1	--	1	2	1	--	*	4	1	1	2	1
Conservative Republicans	(276)	(271)	(313)	(310)	(267)	(304)	(307)	(295)	(228)	(183)	(271)	(263)	(229)	(206)	(241)	(249)	(251)	(604)
Caused mostly by human activities	26	21	30	29	26	22	27	20	22	21	26	22	21	17	25	20	22	28
Caused mostly by natural changes in the environment	56	56	51	49	59	53	53	55	50	52	54	55	61	56	52	58	52	58
Neither because global warming isn't happening	12	17	13	15	11	20	16	17	20	17	13	16	9	16	17	12	20	8
Other (please specify), caused by human activities and natural changes	4	5	6	5	3	4	2	6	6	2	3	3	6	6	4	6	3	5
Other (please specify), unclassified	1	1	*	1	1	*	1	1	1	7	3	3	3	4	2	3	2	1

(Base: Registered American Voters 18+)
How worried are you about global warming?

(Unweighted base)	March 2018	Oct 2017	May 2017	Nov 2016	March 2016	Oct 2015	March 2015	Oct 2014	April 2014	Nov 2013	April 2013	Sept 2012	March 2012	Nov 2011	May 2011	June 2010	Jan 2010	Nov 2008
All Registered Voters	(1,067)	(1,109)	(1,070)	(1,061)	(1,004)	(1,070)	(1,025)	(1,045)	(860)	(669)	(889)	(885)	(849)	(813)	(827)	(857)	(856)	(2,203)
	%	%	%	%	%	%	%	%	%	%	%	%	%	%	%	%	%	%
Very worried	23	23	18	20	15	15	12	12	16	16	14	16	11	12	8	11	12	15
Somewhat worried	40	41	37	41	41	40	41	44	40	37	36	42	40	41	43	41	38	47
Not very worried	22	22	27	24	26	29	28	25	26	26	32	25	31	32	29	30	26	24
Not at all worried	15	15	17	15	18	16	19	19	17	21	18	17	17	15	21	19	24	14
Total Democrats	(472)	(503)	(459)	(469)	(451)	(458)	(441)	(443)	(399)	(295)	(389)	(402)	(378)	(369)	(359)	(388)	(330)	(971)
Very worried	35	40	29	32	26	27	19	21	27	24	24	26	16	19	14	18	20	24
Somewhat worried	48	47	50	50	52	48	56	55	54	49	42	48	48	52	57	53	53	53
Not very worried	13	10	16	14	17	21	19	18	14	23	26	21	27	22	21	23	19	20
Not at all worried	5	3	5	4	5	4	6	6	5	5	8	4	8	6	8	6	7	3
Liberal Democrats	(265)	(289)	(240)	(239)	(249)	(254)	(206)	(214)	(201)	(144)	(186)	(208)	(168)	(160)	(165)	(162)	(136)	(459)
Very worried	44	53	38	42	33	35	29	29	31	33	32	34	21	21	18	19	25	29
Somewhat worried	44	41	48	49	55	48	56	57	53	50	45	50	54	62	54	61	62	53
Not very worried	9	5	12	7	11	14	10	12	14	15	20	13	20	13	18	14	11	15
Not at all worried	2	2	2	2	1	3	6	2	2	1	3	4	5	3	10	5	2	3
Moderate/Conservative Democrats	(204)	(212)	(219)	(227)	(200)	(204)	(231)	(227)	(197)	(150)	(200)	(191)	(209)	(205)	(191)	(224)	(193)	(503)
Very worried	23	26	20	23	19	18	11	15	24	14	17	18	12	17	10	17	16	19
Somewhat worried	53	54	52	51	48	48	56	53	54	48	39	46	44	47	60	48	46	55
Not very worried	17	16	21	20	24	28	28	23	15	30	31	31	33	27	24	30	26	23
Not at all worried	7	4	7	6	9	6	6	9	7	8	13	5	11	8	6	6	12	3

(Base: Registered American Voters 18+)
How worried are you about global warming? (Cont'd.)

(Unweighted base)	March 2018	Oct 2017	May 2017	Nov 2016	March 2016	Oct 2015	March 2015	Oct 2014	April 2014	Nov 2013	April 2013	Sept 2012	March 2012	Nov 2011	May 2011	June 2010	Jan 2010	Nov 2008
	%	%	%	%	%	%	%	%	%	%	%	%	%	%	%	%	%	%
Independents	(120)	(118)	(120)	(97)	(103)	(109)	(102)	(117)	(85)	(77)	(92)	(82)	(84)	(79)	(79)	(86)	(96)	(218)
Very worried	22	13	23	12	7	12	5	7	11	14	9	17	4	13	1	6	11	16
Somewhat worried	32	40	33	39	43	41	40	47	24	39	40	51	37	31	40	39	38	48
Not very worried	26	29	30	28	30	31	37	30	40	19	27	15	36	42	34	37	19	24
Not at all worried	20	19	14	21	21	16	17	16	25	26	25	17	23	13	25	19	30	12
Total Republicans	(430)	(437)	(442)	(455)	(399)	(443)	(428)	(421)	(334)	(255)	(374)	(363)	(322)	(303)	(333)	(333)	(357)	(913)
Very worried	9	4	5	7	4	4	4	2	3	7	5	5	3	3	3	3	6	5
Somewhat worried	32	32	24	30	27	31	25	27	27	21	28	30	28	28	28	24	25	36
Not very worried	33	35	38	36	37	36	37	34	37	34	41	31	38	40	33	37	33	30
Not at all worried	26	30	33	27	32	28	34	37	33	38	26	34	31	28	35	36	36	28
Moderate/ Liberal Republicans	(149)	(165)	(127)	(143)	(132)	(137)	(119)	(126)	(103)	(72)	(103)	(100)	(92)	(93)	(91)	(82)	(102)	(304)
Very worried	16	8	7	19	8	8	4	3	6	18	8	9	4	9	5	6	11	11
Somewhat worried	42	46	35	41	41	43	31	50	45	38	35	46	52	42	44	38	36	50
Not very worried	26	33	37	30	33	39	47	27	38	27	45	25	32	39	36	37	29	23
Not at all worried	16	13	20	11	19	10	17	20	11	16	11	20	13	10	15	18	24	15
Conservative Republicans	(276)	(271)	(313)	(310)	(267)	(304)	(307)	(295)	(228)	(183)	(271)	(263)	(229)	(206)	(241)	(249)	(251)	(604)
Very worried	5	1	4	1	2	3	4	2	2	2	4	3	2	1	3	2	4	2
Somewhat worried	25	22	20	25	19	25	22	17	17	13	25	22	18	20	21	19	18	28
Not very worried	37	36	38	39	39	35	33	37	37	38	39	34	41	42	32	37	36	34
Not at all worried	33	41	39	36	40	37	41	44	45	48	33	41	38	37	44	42	42	35

The United States should reduce its greenhouse gas emissions...

	Total Registered Voters	Democrats				Republicans		
		Total	Liberal	Mod/Con	Ind/Other	Total	Liberal/Mod	Con
Unweighted Base	(1,067)	(472)	(265)	(204)	(120)	(430)	(149)	(276)
	%	%	%	%	%	%	%	%
Regardless of what other countries do	70	84	91	77	67	53	63	46
Only if other industrialized countries (such as England, Germany, and Japan) reduce their emissions	2	1	*	1	3	2	4	1
Only if other industrialized countries and developing countries (such as China, India, and Brazil) reduce their emissions	9	3	2	4	10	17	10	22
The U.S. should not reduce its emissions	4	--	--	--	5	8	5	11
Don't know	16	13	7	18	15	19	18	20

In 2015, the United States signed an international agreement in Paris with 196 other countries to limit the pollution that causes global warming. Do you strongly support, somewhat support, somewhat oppose, or strongly oppose the U.S.'s participation in the Paris Agreement? [March 2018]

	Total Registered Voters	Democrats				Republicans		
		Total	Liberal	Mod/Con	Ind/Other	Total	Liberal/Mod	Con
Unweighted Base	(1,067)	(472)	(265)	(204)	(120)	(430)	(149)	(276)
	%	%	%	%	%	%	%	%
Strongly/Somewhat support	77	92	95	89	75	60	74	51
Strongly support	44	67	78	53	40	18	28	12
Somewhat support	33	25	16	36	35	42	45	39
Strongly/Somewhat oppose	22	7	5	10	23	40	26	49
Somewhat oppose	12	4	2	7	10	22	17	24
Strongly oppose	11	3	3	3	14	18	9	25

In 2015, the United States signed an international agreement in Paris with 196 other countries to limit the pollution that causes global warming. Do you strongly support, somewhat support, somewhat oppose, or strongly oppose the U.S.'s participation in the Paris Agreement? [October 2017]

	Total Registered Voters	Democrats				Republicans		
		Total	Liberal	Mod/Con	Ind/Other	Total	Liberal/Mod	Con
Unweighted Base	(1,109)	(503)	(289)	(212)	(118)	(437)	(165)	(271)
	%	%	%	%	%	%	%	%
Strongly/Somewhat support	76	94	98	90	67	56	76	43
Strongly support	47	71	86	53	37	21	31	14
Somewhat support	30	24	12	37	30	36	46	29
Strongly/Somewhat oppose	23	5	2	10	32	43	23	56
Somewhat oppose	10	4	2	7	16	16	16	16
Strongly oppose	12	1	*	2	15	27	7	40

The U.S. is the world's second largest emitter of the pollution that causes global warming. President Trump recently announced his decision to pull out of the Paris Agreement, but all other countries responded that they remain committed to the agreement.

Do you strongly support, somewhat support, somewhat oppose or strongly oppose President Trump's decision to pull out of the Paris Agreement?

	Total Registered Voters	Democrats				Republicans		
		Total	Liberal	Mod/Con	Ind/Other	Total	Liberal/Mod	Con
Unweighted Base	(1,067)	(472)	(265)	(204)	(120)	(430)	(149)	(276)
	%	%	%	%	%	%	%	%
Strongly/Somewhat support	33	8	7	9	36	63	47	74
Strongly support	14	2	1	3	19	27	14	35
Somewhat support	20	6	6	7	17	36	33	39
Strongly/Somewhat oppose	66	91	92	91	63	36	53	26
Somewhat oppose	17	11	4	21	23	21	26	18
Strongly oppose	49	79	88	70	40	15	28	8

Do you think each of the following should be doing more or less to address global warming?

Corporations and industry

	Total Registered Voters	Democrats			Ind/ Other	Republicans		
		Total	Liberal	Mod/ Con		Total	Liberal/ Mod	Con
Unweighted Base	(1,067)	(472)	(265)	(204)	(120)	(430)	(149)	(276)
	%	%	%	%	%	%	%	%
Much more	43	60	68	50	46	22	31	16
More	27	24	22	27	24	33	36	31
Currently doing the right amount	19	8	6	11	14	32	23	39
Less	6	4	3	5	10	7	7	7
Much Less	5	3	1	7	5	6	4	7

Citizens themselves

	Total Registered Voters	Democrats			Ind/ Other	Republicans		
		Total	Liberal	Mod/ Con		Total	Liberal/ Mod	Con
Unweighted Base	(1,067)	(472)	(265)	(204)	(120)	(430)	(149)	(276)
	%	%	%	%	%	%	%	%
Much more	29	41	45	35	31	14	21	9
More	37	42	43	42	35	32	35	30
Currently doing the right amount	21	8	7	10	18	37	29	43
Less	8	8	5	11	7	9	10	8
Much Less	4	1	*	2	8	7	3	9

The U.S. Congress

	Total Registered Voters	Democrats			Ind/ Other	Republicans		
		Total	Liberal	Mod/ Con		Total	Liberal/ Mod	Con
Unweighted Base	(1,067)	(472)	(265)	(204)	(120)	(430)	(149)	(276)
	%	%	%	%	%	%	%	%
Much more	37	56	63	47	37	15	25	8
More	27	27	26	30	24	27	34	21
Currently doing the right amount	20	8	7	9	20	33	24	40
Less	10	6	4	7	7	17	13	19
Much Less	6	3	1	7	12	8	4	11

**Do you think each of the following should be doing more or less to address global warming?
(Cont'd.)**

President Trump

	Total Registered Voters	Democrats				Republicans		
		Total	Liberal	Mod/Con	Ind/Other	Total	Liberal/Mod	Con
Unweighted Base	(1,067)	(472)	(265)	(204)	(120)	(430)	(149)	(276)
	%	%	%	%	%	%	%	%
Much more	44	69	78	59	44	13	23	7
More	19	16	12	21	19	22	28	18
Currently doing the right amount	24	5	5	6	20	48	35	57
Less	5	3	*	6	5	9	7	11
Much Less	8	7	5	9	13	7	7	7

Your member of Congress

	Total Registered Voters	Democrats				Republicans		
		Total	Liberal	Mod/Con	Ind/Other	Total	Liberal/Mod	Con
Unweighted Base	(1,067)	(472)	(265)	(204)	(120)	(430)	(149)	(276)
	%	%	%	%	%	%	%	%
Much more	30	44	47	40	33	11	21	5
More	30	36	36	36	25	26	30	22
Currently doing the right amount	25	12	13	11	25	41	31	48
Less	9	5	2	9	4	14	13	15
Much Less	6	3	2	5	12	8	4	10

Your local government officials

	Total Registered Voters	Democrats				Republicans		
		Total	Liberal	Mod/Con	Ind/Other	Total	Liberal/Mod	Con
Unweighted Base	(1,067)	(472)	(265)	(204)	(120)	(430)	(149)	(276)
	%	%	%	%	%	%	%	%
Much more	24	36	36	35	25	10	18	5
More	34	42	45	39	29	27	32	22
Currently doing the right amount	27	15	16	13	27	41	32	48
Less	9	5	3	9	6	14	14	15
Much Less	6	2	*	4	12	8	4	10

**Do you think each of the following should be doing more or less to address global warming?
(Cont'd.)**

Your governor

	Total Registered Voters	Democrats			Ind/Other	Republicans		
		Total	Liberal	Mod/Con		Total	Liberal/Mod	Con
Unweighted Base	(1,067)	(472)	(265)	(204)	(120)	(430)	(149)	(276)
	%	%	%	%	%	%	%	%
Much more	24	35	39	31	25	9	17	5
More	33	41	42	41	30	26	31	22
Currently doing the right amount	28	16	17	14	25	42	34	47
Less	9	5	2	10	7	14	13	15
Much Less	6	3	1	4	12	9	5	11

The media

	Total Registered Voters	Democrats			Ind/Other	Republicans		
		Total	Liberal	Mod/Con		Total	Liberal/Mod	Con
Unweighted Base	(1,067)	(472)	(265)	(204)	(120)	(430)	(149)	(276)
	%	%	%	%	%	%	%	%
Much more	24	35	37	32	23	11	17	8
More	29	39	42	35	27	18	20	16
Currently doing the right amount	24	19	16	22	25	30	34	28
Less	11	5	4	6	10	19	15	23
Much Less	12	3	1	5	15	22	14	26

Do you think...global warming should be a low, medium, high, or very high priority for the president and Congress?

	Total Registered Voters	Democrats			Ind/Other	Republicans		
		Total	Liberal	Mod/Con		Total	Liberal/Mod	Con
Unweighted Base	(1,067)	(472)	(265)	(204)	(120)	(430)	(149)	(276)
	%	%	%	%	%	%	%	%
Low	22	6	3	10	20	42	24	54
Medium	24	15	13	19	21	33	38	30
High	29	37	38	38	37	15	21	10
Very High	26	41	47	33	22	10	16	6

How much do you support or oppose the following policies?

Set strict carbon dioxide emission limits on existing coal-fired power plants to reduce global warming and improve public health. Power plants would have to reduce their emissions and/or invest in renewable energy and energy efficiency. The cost of electricity to consumers and companies would likely increase. [March 2018]

	Total Registered Voters	Democrats				Republicans		
		Total	Liberal	Mod/Con	Ind/Other	Total	Liberal/Mod	Con
Unweighted Base	(1,067)	(472)	(265)	(204)	(120)	(430)	(149)	(276)
	%	%	%	%	%	%	%	%
Strongly/Somewhat support	73	87	92	81	70	56	69	47
Strongly support	25	39	48	27	22	10	17	5
Somewhat support	47	48	44	55	48	46	52	42
Strongly/Somewhat oppose	27	12	7	17	30	44	31	52
Somewhat oppose	16	8	4	13	11	27	20	32
Strongly oppose	10	3	3	4	19	16	11	20

Set strict carbon dioxide emission limits on existing coal-fired power plants to reduce global warming and improve public health. Power plants would have to reduce their emissions and/or invest in renewable energy and energy efficiency. The cost of electricity to consumers and companies would likely increase. [October 2017]

	Total Registered Voters	Democrats				Republicans		
		Total	Liberal	Mod/Con	Ind/Other	Total	Liberal/Mod	Con
Unweighted Base	(1,109)	(503)	(289)	(212)	(118)	(437)	(165)	(271)
	%	%	%	%	%	%	%	%
Strongly/Somewhat support	70	90	97	84	61	47	64	37
Strongly support	30	47	61	30	22	11	19	6
Somewhat support	40	43	35	54	38	36	45	30
Strongly/Somewhat oppose	29	9	3	15	39	52	36	62
Somewhat oppose	16	7	2	12	21	27	28	27
Strongly oppose	13	2	2	3	19	25	8	35

How much do you support or oppose the following policies? (Cont'd.)

Require fossil fuel companies to pay a carbon tax and use the money to reduce other taxes (such as income tax) by an equal amount. [March 2018]

	Total Registered Voters	Democrats				Republicans		
		Total	Liberal	Mod/Con	Ind/Other	Total	Liberal/Mod	Con
Unweighted Base	(1,067)	(472)	(265)	(204)	(120)	(430)	(149)	(276)
	%	%	%	%	%	%	%	%
Strongly/Somewhat support	71	84	87	82	68	56	69	47
Strongly support	24	35	39	31	19	12	23	5
Somewhat support	48	49	48	51	49	43	46	42
Strongly/Somewhat oppose	26	13	10	16	26	43	29	53
Somewhat oppose	17	10	8	13	13	25	22	28
Strongly oppose	10	2	2	3	13	18	7	25

Require fossil fuel companies to pay a carbon tax and use the money to reduce other taxes (such as income tax) by an equal amount. [October 2017]

	Total Registered Voters	Democrats				Republicans		
		Total	Liberal	Mod/Con	Ind/Other	Total	Liberal/Mod	Con
Unweighted Base	(1,109)	(503)	(289)	(212)	(118)	(437)	(165)	(271)
	%	%	%	%	%	%	%	%
Strongly/Somewhat support	69	87	92	81	59	49	60	43
Strongly support	28	42	51	32	23	11	11	10
Somewhat support	41	44	40	49	36	39	48	32
Strongly/Somewhat oppose	29	11	6	17	38	49	39	55
Somewhat oppose	15	8	5	12	19	22	28	19
Strongly oppose	14	3	2	6	19	26	12	36

How much do you support or oppose the following policies? (Cont'd.)

Fund more research into renewable energy sources, such as solar and wind power.

	Total Registered Voters	Democrats				Republicans		
		Total	Liberal	Mod/Con	Ind/Other	Total	Liberal/Mod	Con
Unweighted Base	(1,067)	(472)	(265)	(204)	(120)	(430)	(149)	(276)
	%	%	%	%	%	%	%	%
Strongly/Somewhat support	87	94	95	93	83	79	86	76
Strongly support	47	64	68	61	40	27	41	19
Somewhat support	40	29	28	32	43	52	45	57
Strongly/Somewhat oppose	11	4	3	5	14	19	13	23
Somewhat oppose	7	3	2	3	7	14	11	16
Strongly oppose	3	1	1	2	7	5	2	7

Generate renewable energy (solar and wind) on public land in the U.S.

	Total Registered Voters	Democrats				Republicans		
		Total	Liberal	Mod/Con	Ind/Other	Total	Liberal/Mod	Con
Unweighted Base	(1,067)	(472)	(265)	(204)	(120)	(430)	(149)	(276)
	%	%	%	%	%	%	%	%
Strongly/Somewhat support	86	91	93	90	82	81	90	76
Strongly support	38	48	49	47	32	27	35	22
Somewhat support	48	43	44	43	50	55	55	54
Strongly/Somewhat oppose	12	6	5	8	16	18	9	23
Somewhat oppose	9	5	5	6	8	14	7	20
Strongly oppose	3	1	1	2	8	3	3	3

How much do you support or oppose the following policies? (Cont'd.)

Provide tax rebates for people who purchase energy-efficient vehicles or solar panels.

	Total Registered Voters	Democrats			Ind/Other	Republicans		
		Total	Liberal	Mod/Con		Total	Liberal/Mod	Con
Unweighted Base	(1,067)	(472)	(265)	(204)	(120)	(430)	(149)	(276)
	%	%	%	%	%	%	%	%
Strongly/Somewhat support	85	91	94	89	82	77	85	73
Strongly support	41	54	60	48	34	26	35	21
Somewhat support	44	37	34	41	48	51	50	52
Strongly/Somewhat oppose	14	7	4	10	17	23	13	26
Somewhat oppose	10	5	4	8	9	15	11	17
Strongly oppose	4	1	1	3	7	7	2	9

Regulate carbon dioxide (the primary greenhouse gas) as a pollutant.

	Total Registered Voters	Democrats			Ind/Other	Republicans		
		Total	Liberal	Mod/Con		Total	Liberal/Mod	Con
Unweighted Base	(1,067)	(472)	(265)	(204)	(120)	(430)	(149)	(276)
	%	%	%	%	%	%	%	%
Strongly/Somewhat support	81	91	94	89	80	69	81	61
Strongly support	35	52	59	44	33	17	28	10
Somewhat support	46	39	35	46	47	52	53	51
Strongly/Somewhat oppose	17	7	4	10	17	30	18	38
Somewhat oppose	11	6	4	9	7	19	13	24
Strongly oppose	6	1	1	1	10	10	5	14

How much do you support or oppose the following policies? (Cont'd.)

Require electric utilities to produce at least 20% of their electricity from wind, solar, or other renewable energy sources, even if it costs the average household an extra \$100 a year.

	Total Registered Voters	Democrats			Ind/Other	Republicans		
		Total	Liberal	Mod/Con		Total	Liberal/Mod	Con
Unweighted Base	(1,067)	(472)	(265)	(204)	(120)	(430)	(149)	(276)
	%	%	%	%	%	%	%	%
Strongly/Somewhat support	66	81	84	80	60	50	68	39
Strongly support	25	36	41	30	22	13	20	9
Somewhat support	41	45	43	50	38	37	48	30
Strongly/Somewhat oppose	32	17	14	20	37	48	30	60
Somewhat oppose	20	11	10	14	25	27	18	33
Strongly oppose	12	5	5	6	12	21	13	26

Expand offshore drilling for oil and natural gas off the U.S. coast.

	Total Registered Voters	Democrats			Ind/Other	Republicans		
		Total	Liberal	Mod/Con		Total	Liberal/Mod	Con
Unweighted Base	(1,067)	(472)	(265)	(204)	(120)	(430)	(149)	(276)
	%	%	%	%	%	%	%	%
Strongly/Somewhat support	49	31	22	45	43	73	67	79
Strongly support	12	6	5	7	12	20	16	23
Somewhat support	38	26	17	38	32	54	52	57
Strongly/Somewhat oppose	49	66	77	45	43	25	31	20
Somewhat oppose	25	28	29	27	37	17	19	14
Strongly oppose	24	38	47	27	27	8	12	6

How much do you support or oppose the following policies? (Cont'd.)

Drill for and mine fossil fuels (coal, oil, and natural gas) on public land in the U.S.

	Total Registered Voters	Democrats			Ind/ Other	Republicans		
		Total	Liberal	Mod/ Con		Total	Liberal/ Mod	Con
Unweighted Base	(1,067)	(472)	(265)	(204)	(120)	(430)	(149)	(276)
	%	%	%	%	%	%	%	%
Strongly/Somewhat support	45	27	20	37	35	69	63	73
Strongly support	11	5	4	6	10	18	14	21
Somewhat support	34	22	15	31	25	50	49	52
Strongly/Somewhat oppose	53	70	79	61	61	31	36	27
Somewhat oppose	25	25	25	25	38	22	24	19
Strongly oppose	28	46	53	36	23	9	12	7

Drill for oil in the Arctic National Wildlife Refuge.

	Total Registered Voters	Democrats			Ind/ Other	Republicans		
		Total	Liberal	Mod/ Con		Total	Liberal/ Mod	Con
Unweighted Base	(1,067)	(472)	(265)	(204)	(120)	(430)	(149)	(276)
	%	%	%	%	%	%	%	%
Strongly/Somewhat support	32	15	11	22	28	52	43	59
Strongly support	9	3	3	4	10	15	8	20
Somewhat support	23	12	8	18	18	38	36	39
Strongly/Somewhat oppose	66	82	86	77	69	46	53	40
Somewhat oppose	24	22	16	31	30	25	23	26
Strongly oppose	42	59	70	46	39	21	30	15

In the future, do you think the United States should use the following sources of energy less, more, or about the same as we do today?

Solar

	Total Registered Voters	Democrats				Republicans		
		Total	Liberal	Mod/Con	Ind/Other	Total	Liberal/Mod	Con
Unweighted Base	(1,067)	(472)	(265)	(204)	(120)	(430)	(149)	(276)
	%	%	%	%	%	%	%	%
Much more than today	52	65	70	60	49	36	44	32
Somewhat more than today	28	19	18	21	31	38	38	39
Same amount as today	11	6	4	9	11	15	11	17
Somewhat less than today	1	1	1	1	3	1	1	2
Much less than today	2	1	1	0	2	2	1	3
Don't know	6	6	5	8	4	7	5	7

Wind

	Total Registered Voters	Democrats				Republicans		
		Total	Liberal	Mod/Con	Ind/Other	Total	Liberal/Mod	Con
Unweighted Base	(1,067)	(472)	(265)	(204)	(120)	(430)	(149)	(276)
	%	%	%	%	%	%	%	%
Much more than today	43	56	63	48	44	27	35	23
Somewhat more than today	29	26	24	29	31	34	40	32
Same amount as today	15	8	6	12	15	23	18	26
Somewhat less than today	2	2	1	2	3	2	0	4
Much less than today	2	2	1	2	2	4	1	5
Don't know	7	6	6	6	5	9	6	10

Geothermal

	Total Registered Voters	Democrats				Republicans		
		Total	Liberal	Mod/Con	Ind/Other	Total	Liberal/Mod	Con
Unweighted Base	(1,067)	(472)	(265)	(204)	(120)	(430)	(149)	(276)
	%	%	%	%	%	%	%	%
Much more than today	24	27	31	23	24	18	22	16
Somewhat more than today	25	21	22	20	37	26	22	30
Same amount as today	20	17	15	19	16	26	29	24
Somewhat less than today	3	4	3	4	1	4	5	4
Much less than today	2	2	2	3	2	1	1	0
Don't know	26	27	26	29	20	24	20	25

In the future, do you think the United States should use the following sources of energy less, more, or about the same as we do today? (Cont'd.)

Natural gas

	Total Registered Voters	Democrats			Ind/Other	Republicans		
		Total	Liberal	Mod/Con		Total	Liberal/Mod	Con
Unweighted Base	(1,067)	(472)	(265)	(204)	(120)	(430)	(149)	(276)
	%	%	%	%	%	%	%	%
Much more than today	14	13	9	17	20	14	10	17
Somewhat more than today	22	18	19	17	19	28	22	32
Same amount as today	35	32	29	37	42	35	41	31
Somewhat less than today	12	15	18	10	5	11	14	8
Much less than today	7	11	14	7	5	3	4	2
Don't know	9	9	10	9	8	9	8	10

Nuclear

	Total Registered Voters	Democrats			Ind/Other	Republicans		
		Total	Liberal	Mod/Con		Total	Liberal/Mod	Con
Unweighted Base	(1,067)	(472)	(265)	(204)	(120)	(430)	(149)	(276)
	%	%	%	%	%	%	%	%
Much more than today	9	7	7	7	18	10	6	13
Somewhat more than today	14	12	12	13	18	16	16	17
Same amount as today	26	22	21	24	22	31	29	33
Somewhat less than today	17	20	21	18	15	15	19	13
Much less than today	19	24	24	23	16	13	18	8
Don't know	14	14	15	14	11	13	10	15

Coal

	Total Registered Voters	Democrats			Ind/Other	Republicans		
		Total	Liberal	Mod/Con		Total	Liberal/Mod	Con
Unweighted Base	(1,067)	(472)	(265)	(204)	(120)	(430)	(149)	(276)
	%	%	%	%	%	%	%	%
Much more than today	4	3	2	4	6	5	6	5
Somewhat more than today	8	3	2	5	9	13	8	17
Same amount as today	20	10	7	14	23	30	25	33
Somewhat less than today	23	22	20	26	16	26	25	26
Much less than today	35	51	60	40	39	15	26	9
Don't know	10	9	9	10	7	10	11	9

In the future, do you think the United States should use the following sources of energy less, more, or about the same as we do today? (Cont'd.)

Oil

	Total Registered Voters	Democrats				Republicans		
		Total	Liberal	Mod/Con	Ind/Other	Total	Liberal/Mod	Con
Unweighted Base	(1,067)	(472)	(265)	(204)	(120)	(430)	(149)	(276)
	%	%	%	%	%	%	%	%
Much more than today	3	2	2	2	6	5	5	6
Somewhat more than today	8	5	4	6	10	11	7	13
Same amount as today	28	21	15	28	31	36	32	40
Somewhat less than today	30	32	34	29	30	29	34	26
Much less than today	22	32	38	25	17	10	14	6
Don't know	8	7	7	8	6	8	6	8

Overall, do you think that protecting the environment:

	Total Registered Voters	Democrats				Republicans		
		Total	Liberal	Mod/Con	Ind/Other	Total	Liberal/Mod	Con
Unweighted Base	(1,067)	(472)	(265)	(204)	(120)	(430)	(149)	(276)
	%	%	%	%	%	%	%	%
Improves economic growth and provides new jobs	59	75	78	73	55	40	54	32
Has no effect on economic growth or jobs	21	16	14	18	24	27	22	28
Reduces economic growth and costs jobs	18	8	7	9	20	33	24	39

When there is a conflict between environmental protection and economic growth, which do you think is more important?

	Total Registered Voters	Democrats				Republicans		
		Total	Liberal	Mod/Con	Ind/Other	Total	Liberal/Mod	Con
Unweighted Base	(1,067)	(472)	(265)	(204)	(120)	(430)	(149)	(276)
	%	%	%	%	%	%	%	%
Protecting the environment, even if it reduces economic growth	71	85	89	82	75	52	63	45
Economic growth, even if it leads to environmental problems	27	12	9	16	24	46	36	53

How much do you agree or disagree with the following statement? "Schools should teach our children about the causes, consequences, and potential solutions to global warming."

	Total Registered Voters	Democrats			Republicans			
		Total	Liberal	Mod/Con	Ind/Other	Total	Liberal/Mod	Con
Unweighted Base	(1,067)	(472)	(265)	(204)	(120)	(430)	(149)	(276)
	%	%	%	%	%	%	%	%
Strongly/Somewhat agree	81	94	94	93	81	65	79	55
Strongly agree	45	66	72	58	43	20	30	13
Somewhat agree	36	27	21	35	38	44	49	42
Strongly/Somewhat disagree	19	6	6	6	19	35	21	45
Somewhat disagree	9	3	4	2	6	18	13	22
Strongly disagree	9	3	2	4	14	17	7	23

In November, there will be elections to choose the members of the U.S. House of Representatives in every district, including yours. How important will the candidates' positions of the following issues be when you decide who you will vote for in the 2018 Congressional election?

Healthcare

	Total Registered Voters	Democrats			Republicans			
		Total	Liberal	Mod/Con	Ind/Other	Total	Liberal/Mod	Con
Unweighted Base	(1,067)	(472)	(265)	(204)	(120)	(430)	(149)	(276)
	%	%	%	%	%	%	%	%
Very important to my vote	65	77	78	77	64	52	54	50
Moderately important	23	16	16	16	22	32	34	32
Only a little important	6	2	2	1	7	9	6	12
Not at all important to my vote	2	1	1	1	4	3	4	3
Not sure	2	3	2	3	1	2	3	2
Prefer not to answer/Refused	2	1	*	2	2	1	--	1

In November, there will be elections to choose the members of the U.S. House of Representatives in every district, including yours. How important will the candidates' positions of the following issues be when you decide who you will vote for in the 2018 Congressional election? (Cont'd.)

The economy

	Total Registered Voters	Democrats			Ind/Other	Republicans		
		Total	Liberal	Mod/Con		Total	Liberal/Mod	Con
Unweighted Base	(1,067)	(472)	(265)	(204)	(120)	(430)	(149)	(276)
	%	%	%	%	%	%	%	%
Very important to my vote	64	63	59	68	63	68	65	71
Moderately important	27	29	35	22	26	24	24	24
Only a little important	4	4	3	4	6	4	5	3
Not at all important to my vote	1	0	0	1	3	1	0	1
Not sure	3	3	2	4	2	2	5	0
Prefer not to answer/Refused	1	1	*	1	1	1	2	*

Social Security

	Total Registered Voters	Democrats			Ind/Other	Republicans		
		Total	Liberal	Mod/Con		Total	Liberal/Mod	Con
Unweighted Base	(1,067)	(472)	(265)	(204)	(120)	(430)	(149)	(276)
	%	%	%	%	%	%	%	%
Very important to my vote	61	64	62	68	59	59	60	58
Moderately important	24	23	25	21	22	27	23	30
Only a little important	8	7	8	5	11	9	10	8
Not at all important to my vote	3	1	2	5	6	3	2	3
Not sure	2	3	2	4	1	1	3	0
Prefer not to answer/Refused	2	2	*	2	2	2	2	1

Gun control/rights

	Total Registered Voters	Democrats			Ind/Other	Republicans		
		Total	Liberal	Mod/Con		Total	Liberal/Mod	Con
Unweighted Base	(1,067)	(472)	(265)	(204)	(120)	(430)	(149)	(276)
	%	%	%	%	%	%	%	%
Very important to my vote	61	68	74	61	51	55	54	56
Moderately important	25	20	17	25	37	28	29	28
Only a little important	6	5	5	6	6	8	8	8
Not at all important to my vote	4	2	2	2	4	6	5	7
Not sure	2	3	2	4	1	2	3	1
Prefer not to answer/Refused	2	1	--	2	2	2	*	2

In November, there will be elections to choose the members of the U.S. House of Representatives in every district, including yours. How important will the candidates' positions of the following issues be when you decide who you will vote for in the 2018 Congressional election? (Cont'd.)

Education

	Total Registered Voters	Democrats			Ind/Other	Republicans		
		Total	Liberal	Mod/Con		Total	Liberal/Mod	Con
Unweighted Base	(1,067)	(472)	(265)	(204)	(120)	(430)	(149)	(276)
	%	%	%	%	%	%	%	%
Very important to my vote	55	65	63	69	52	44	50	41
Moderately important	30	24	28	19	30	36	31	40
Only a little important	8	4	3	5	11	13	11	15
Not at all important to my vote	3	2	2	3	5	3	5	2
Not sure	2	3	3	4	1	1	3	0
Prefer not to answer/Refused	1	2	1	2	1	1	1	1

Terrorism

	Total Registered Voters	Democrats			Ind/Other	Republicans		
		Total	Liberal	Mod/Con		Total	Liberal/Mod	Con
Unweighted Base	(1,067)	(472)	(265)	(204)	(120)	(430)	(149)	(276)
	%	%	%	%	%	%	%	%
Very important to my vote	52	46	37	58	53	61	55	64
Moderately important	30	33	38	27	30	25	24	27
Only a little important	12	14	19	7	13	8	13	6
Not at all important to my vote	2	3	3	2	2	2	2	1
Not sure	3	4	3	5	1	3	6	1
Prefer not to answer/Refused	1	1	--	1	1	1	--	1

Improving the nation's roads, bridges, and powerlines

	Total Registered Voters	Democrats			Ind/Other	Republicans		
		Total	Liberal	Mod/Con		Total	Liberal/Mod	Con
Unweighted Base	(1,067)	(472)	(265)	(204)	(120)	(430)	(149)	(276)
	%	%	%	%	%	%	%	%
Very important to my vote	48	53	53	55	55	42	48	38
Moderately important	35	32	33	32	30	41	37	43
Only a little important	11	8	8	8	9	13	11	15
Not at all important to my vote	3	2	3	1	3	3	1	3
Not sure	2	3	2	4	1	1	3	0
Prefer not to answer/Refused	1	1	1	1	1	1	--	1

In November, there will be elections to choose the members of the U.S. House of Representatives in every district, including yours. How important will the candidates' positions of the following issues be when you decide who you will vote for in the 2018 Congressional election? (Cont'd.)

Protecting the environment

	Total Registered Voters	Democrats			Ind/Other	Republicans		
		Total	Liberal	Mod/Con		Total	Liberal/Mod	Con
Unweighted Base	(1,067)	(472)	(265)	(204)	(120)	(430)	(149)	(276)
	%	%	%	%	%	%	%	%
Very important to my vote	48	66	73	57	48	27	34	22
Moderately important	31	23	20	27	32	41	42	40
Only a little important	12	5	2	9	9	23	15	30
Not at all important to my vote	5	2	1	2	9	6	3	7
Not sure	2	3	3	3	1	2	4	0
Prefer not to answer/Refused	2	2	*	2	2	2	2	1

The federal budget deficit

	Total Registered Voters	Democrats			Ind/Other	Republicans		
		Total	Liberal	Mod/Con		Total	Liberal/Mod	Con
Unweighted Base	(1,067)	(472)	(265)	(204)	(120)	(430)	(149)	(276)
	%	%	%	%	%	%	%	%
Very important to my vote	46	44	42	47	47	52	50	54
Moderately important	34	33	32	33	31	35	33	35
Only a little important	13	16	19	13	12	9	11	7
Not at all important to my vote	2	1	2	0	6	2	1	2
Not sure	3	5	5	5	1	2	3	2
Prefer not to answer/Refused	1	1	*	1	2	1	1	1

Immigration reform

	Total Registered Voters	Democrats			Ind/Other	Republicans		
		Total	Liberal	Mod/Con		Total	Liberal/Mod	Con
Unweighted Base	(1,067)	(472)	(265)	(204)	(120)	(430)	(149)	(276)
	%	%	%	%	%	%	%	%
Very important to my vote	46	40	42	39	47	54	43	61
Moderately important	31	34	34	35	32	26	31	23
Only a little important	14	15	16	15	11	12	14	11
Not at all important to my vote	4	4	4	4	5	4	7	3
Not sure	4	4	4	5	3	3	4	2
Prefer not to answer/Refused	2	2	1	1	2	1	*	1

In November, there will be elections to choose the members of the U.S. House of Representatives in every district, including yours. How important will the candidates' positions of the following issues be when you decide who you will vote for in the 2018 Congressional election? (Cont'd.)

Tax reform

	Total Registered Voters	Democrats			Ind/Other	Republicans		
		Total	Liberal	Mod/Con		Total	Liberal/Mod	Con
Unweighted Base	(1,067)	(472)	(265)	(204)	(120)	(430)	(149)	(276)
	%	%	%	%	%	%	%	%
Very important to my vote	45	43	40	48	48	48	46	50
Moderately important	35	37	39	34	30	36	39	35
Only a little important	10	11	13	8	13	8	5	11
Not at all important to my vote	3	3	5	2	5	2	3	2
Not sure	4	4	3	6	3	3	5	2
Prefer not to answer/Refused	2	2	*	1	1	1	2	1

Defending U.S. elections from interference by Russia or other countries

	Total Registered Voters	Democrats			Ind/Other	Republicans		
		Total	Liberal	Mod/Con		Total	Liberal/Mod	Con
Unweighted Base	(1,067)	(472)	(265)	(204)	(120)	(430)	(149)	(276)
	%	%	%	%	%	%	%	%
Very important to my vote	44	60	63	58	44	25	27	24
Moderately important	27	21	21	22	30	34	34	35
Only a little important	14	10	8	13	11	19	19	20
Not at all important to my vote	10	3	3	2	12	16	13	19
Not sure	5	5	5	4	3	4	7	2
Prefer not to answer/Refused	1	1	*	1	1	1	--	1

Income gap between rich and poor

	Total Registered Voters	Democrats			Ind/Other	Republicans		
		Total	Liberal	Mod/Con		Total	Liberal/Mod	Con
Unweighted Base	(1,067)	(472)	(265)	(204)	(120)	(430)	(149)	(276)
	%	%	%	%	%	%	%	%
Very important to my vote	41	59	65	54	37	19	30	13
Moderately important	29	26	24	28	32	31	35	29
Only a little important	15	7	7	8	10	25	18	31
Not at all important to my vote	11	2	1	4	16	21	14	25
Not sure	3	4	2	5	3	2	3	1
Prefer not to answer/Refused	1	2	--	2	1	1	1	1

In November, there will be elections to choose the members of the U.S. House of Representatives in every district, including yours. How important will the candidates' positions of the following issues be when you decide who you will vote for in the 2018 Congressional election? (Cont'd.)

Developing sources of clean energy

	Total Registered Voters	Democrats			Ind/Other	Republicans		
		Total	Liberal	Mod/Con		Total	Liberal/Mod	Con
Unweighted Base	(1,067)	(472)	(265)	(204)	(120)	(430)	(149)	(276)
	%	%	%	%	%	%	%	%
Very important to my vote	38	53	59	47	38	21	27	17
Moderately important	35	32	28	37	37	40	44	37
Only a little important	16	7	6	9	13	27	16	34
Not at all important to my vote	6	2	2	1	10	9	6	10
Not sure	3	4	3	4	2	3	5	1
Prefer not to answer/Refused	2	2	2	1	1	1	2	1

Global warming

	Total Registered Voters	Democrats			Ind/Other	Republicans		
		Total	Liberal	Mod/Con		Total	Liberal/Mod	Con
Unweighted Base	(1,067)	(472)	(265)	(204)	(120)	(430)	(149)	(276)
	%	%	%	%	%	%	%	%
Very important to my vote	38	59	69	46	40	13	22	9
Moderately important	26	25	20	31	23	27	36	21
Only a little important	15	8	5	12	14	25	25	25
Not at all important to my vote	16	2	2	3	20	30	14	40
Not sure	4	4	3	6	3	4	3	3
Prefer not to answer/Refused	1	1	*	1	1	1	--	1

Providing relief after natural disasters (such as hurricanes, wildfires, etc.)

	Total Registered Voters	Democrats			Ind/Other	Republicans		
		Total	Liberal	Mod/Con		Total	Liberal/Mod	Con
Unweighted Base	(1,067)	(472)	(265)	(204)	(120)	(430)	(149)	(276)
	%	%	%	%	%	%	%	%
Very important to my vote	36	47	46	50	36	24	25	23
Moderately important	39	34	36	32	37	45	50	42
Only a little important	16	12	13	11	17	20	13	25
Not at all important to my vote	5	2	3	--	8	9	10	9
Not sure	3	4	3	5	2	1	3	1
Prefer not to answer/Refused	1	1	--	2	1	1	--	1

In November, there will be elections to choose the members of the U.S. House of Representatives in every district, including yours. How important will the candidates' positions of the following issues be when you decide who you will vote for in the 2018 Congressional election? (Cont'd.)

Race relations

	Total Registered Voters	Democrats			Ind/Other	Republicans		
		Total	Liberal	Mod/Con		Total	Liberal/Mod	Con
Unweighted Base	(1,067)	(472)	(265)	(204)	(120)	(430)	(149)	(276)
	%	%	%	%	%	%	%	%
Very important to my vote	36	50	53	47	39	18	22	15
Moderately important	34	31	32	31	31	39	42	38
Only a little important	16	10	8	12	14	23	20	26
Not at all important to my vote	10	3	3	3	11	16	12	19
Not sure	3	4	4	6	3	2	3	1
Prefer not to answer/Refused	2	2	1	2	2	2	1	2

Criminal justice/sentencing reform

	Total Registered Voters	Democrats			Ind/Other	Republicans		
		Total	Liberal	Mod/Con		Total	Liberal/Mod	Con
Unweighted Base	(1,067)	(472)	(265)	(204)	(120)	(430)	(149)	(276)
	%	%	%	%	%	%	%	%
Very important to my vote	35	40	40	41	34	29	27	30
Moderately important	39	38	38	37	39	40	40	41
Only a little important	18	14	14	14	19	22	20	24
Not at all important to my vote	4	2	3	2	6	6	9	4
Not sure	4	5	4	5	2	3	4	2
Prefer not to answer/Refused	1	1	--	1	1	1	--	*

Energy independence

	Total Registered Voters	Democrats			Ind/Other	Republicans		
		Total	Liberal	Mod/Con		Total	Liberal/Mod	Con
Unweighted Base	(1,067)	(472)	(265)	(204)	(120)	(430)	(149)	(276)
	%	%	%	%	%	%	%	%
Very important to my vote	35	37	35	41	41	31	33	30
Moderately important	40	42	44	40	33	42	39	44
Only a little important	14	11	11	10	14	18	13	20
Not at all important to my vote	5	3	4	3	9	6	8	4
Not sure	5	5	6	5	3	3	5	2
Prefer not to answer/Refused	2	1	*	1	1	1	2	*

In November, there will be elections to choose the members of the U.S. House of Representatives in every district, including yours. How important will the candidates' positions of the following issues be when you decide who you will vote for in the 2018 Congressional election? (Cont'd.)

Abortion

	Total Registered Voters	Democrats			Ind/Other	Republicans		
		Total	Liberal	Mod/Con		Total	Liberal/Mod	Con
Unweighted Base	(1,067)	(472)	(265)	(204)	(120)	(430)	(149)	(276)
	%	%	%	%	%	%	%	%
Very important to my vote	34	33	36	30	38	36	22	45
Moderately important	29	32	31	33	33	25	28	22
Only a little important	18	18	19	16	9	21	32	14
Not at all important to my vote	12	8	6	11	15	15	15	15
Not sure	4	6	7	5	2	2	3	2
Prefer not to answer/Refused	3	3	1	4	3	2	1	1

Foreign policy

	Total Registered Voters	Democrats			Ind/Other	Republicans		
		Total	Liberal	Mod/Con		Total	Liberal/Mod	Con
Unweighted Base	(1,067)	(472)	(265)	(204)	(120)	(430)	(149)	(276)
	%	%	%	%	%	%	%	%
Very important to my vote	34	36	37	35	37	34	34	33
Moderately important	41	41	43	39	48	41	39	43
Only a little important	14	13	11	15	9	17	15	19
Not at all important to my vote	4	4	4	3	3	3	5	1
Not sure	5	6	5	6	1	5	6	3
Prefer not to answer/Refused	2	2	*	1	2	1	1	1

The opioid crisis

	Total Registered Voters	Democrats			Ind/Other	Republicans		
		Total	Liberal	Mod/Con		Total	Liberal/Mod	Con
Unweighted Base	(1,067)	(472)	(265)	(204)	(120)	(430)	(149)	(276)
	%	%	%	%	%	%	%	%
Very important to my vote	33	36	34	39	33	30	31	30
Moderately important	35	35	38	31	32	36	36	36
Only a little important	16	16	18	14	17	17	16	19
Not at all important to my vote	9	6	4	7	12	12	10	14
Not sure	5	6	5	7	2	3	6	1
Prefer not to answer/Refused	2	1	--	2	3	2	2	1

In November, there will be elections to choose the members of the U.S. House of Representatives in every district, including yours. How important will the candidates' positions of the following issues be when you decide who you will vote for in the 2018 Congressional election? (Cont'd.)

Campaign finance reform

	Total Registered Voters	Democrats			Ind/Other	Republicans		
		Total	Liberal	Mod/Con		Total	Liberal/Mod	Con
Unweighted Base	(1,067)	(472)	(265)	(204)	(120)	(430)	(149)	(276)
	%	%	%	%	%	%	%	%
Very important to my vote	30	34	37	29	36	24	26	23
Moderately important	30	31	30	33	33	29	26	31
Only a little important	22	18	19	18	15	29	32	27
Not at all important to my vote	10	9	8	10	6	12	9	14
Not sure	7	6	5	8	8	5	6	4
Prefer not to answer/Refused	1	1	*	2	2	1	--	*

Same-sex marriage

	Total Registered Voters	Democrats			Ind/Other	Republicans		
		Total	Liberal	Mod/Con		Total	Liberal/Mod	Con
Unweighted Base	(1,067)	(472)	(265)	(204)	(120)	(430)	(149)	(276)
	%	%	%	%	%	%	%	%
Very important to my vote	27	32	40	21	21	24	13	30
Moderately important	20	23	26	20	22	17	20	16
Only a little important	16	15	14	16	23	15	22	12
Not at all important to my vote	30	23	16	32	30	38	37	38
Not sure	4	5	3	8	2	3	4	1
Prefer not to answer/Refused	3	3	1	3	3	3	3	2

International trade

	Total Registered Voters	Democrats			Ind/Other	Republicans		
		Total	Liberal	Mod/Con		Total	Liberal/Mod	Con
Unweighted Base	(1,067)	(472)	(265)	(204)	(120)	(430)	(149)	(276)
	%	%	%	%	%	%	%	%
Very important to my vote	26	25	26	25	36	26	25	26
Moderately important	44	46	48	43	36	45	48	44
Only a little important	18	19	18	21	18	17	11	21
Not at all important to my vote	4	3	2	4	3	6	9	4
Not sure	5	6	5	6	5	5	5	4
Prefer not to answer/Refused	2	1	1	1	2	2	2	1

In November, there will be elections to choose the members of the U.S. House of Representatives in every district, including yours. How important will the candidates' positions of the following issues be when you decide who you will vote for in the 2018 Congressional election? (Cont'd.)

Reforming Wall Street

	Total Registered Voters	Democrats			Ind/Other	Republicans		
		Total	Liberal	Mod/Con		Total	Liberal/Mod	Con
Unweighted Base	(1,067)	(472)	(265)	(204)	(120)	(430)	(149)	(276)
	%	%	%	%	%	%	%	%
Very important to my vote	25	33	36	29	27	15	18	14
Moderately important	32	34	35	32	32	31	32	31
Only a little important	23	18	19	18	20	31	30	31
Not at all important to my vote	11	6	4	8	14	17	15	18
Not sure	6	8	6	10	7	5	5	5
Prefer not to answer/Refused	2	2	1	2	1	1	1	1

The war in Afghanistan

	Total Registered Voters	Democrats			Ind/Other	Republicans		
		Total	Liberal	Mod/Con		Total	Liberal/Mod	Con
Unweighted Base	(1,067)	(472)	(265)	(204)	(120)	(430)	(149)	(276)
	%	%	%	%	%	%	%	%
Very important to my vote	24	25	24	27	30	22	20	23
Moderately important	40	40	42	39	37	43	42	43
Only a little important	21	20	21	19	16	23	23	24
Not at all important to my vote	7	5	6	5	9	7	10	5
Not sure	6	8	7	10	6	5	5	4
Prefer not to answer/Refused	1	1	*	1	2	1	*	*

Legalizing marijuana

	Total Registered Voters	Democrats			Ind/Other	Republicans		
		Total	Liberal	Mod/Con		Total	Liberal/Mod	Con
Unweighted Base	(1,067)	(472)	(265)	(204)	(120)	(430)	(149)	(276)
	%	%	%	%	%	%	%	%
Very important to my vote	23	27	27	27	16	19	17	21
Moderately important	24	25	30	19	32	20	26	16
Only a little important	20	21	23	19	18	20	23	18
Not at all important to my vote	28	20	16	26	29	36	28	41
Not sure	4	5	3	7	2	4	4	3
Prefer not to answer/Refused	2	1	*	1	2	1	1	1

Earlier you said that a candidate's views about the following issues are important to you when deciding who to vote for for Congress. Which one of these issues is the most important issue to you when voting for a candidate?

[Programming notes: If more than one issue is selected above as "very important" above, display all "very important" issues. If no issues are selected above as "very important," but more than one is selected as "somewhat important," display all issues selected as "somewhat important." If only one issue is selected as "very important," do not display this question, but automatically enter that as "most important" issue. If no "very important" issues are selected, and only one "somewhat important" issue is selected, do not display this question, but automatically enter that issue as "most important." If no issues are identified as either "very" or "somewhat" important," do not display this question and automatically enter response of "no 'very' or 'somewhat' important issue identified."]

	Total Registered Voters	Democrats				Republicans		
		Total	Liberal	Mod/Con	Ind/Other	Total	Liberal/Mod	Con
Unweighted Base	(1,067)	(472)	(265)	(204)	(120)	(430)	(149)	(276)
	%	%	%	%	%	%	%	%
Healthcare	12	16	15	17	5	8	13	5
Social Security	12	12	10	15	12	10	15	7
The economy	11	7	5	10	9	17	13	19
Gun control/rights	9	8	10	6	9	9	9	9
Education	8	10	10	10	9	5	9	3
Immigration reform	6	2	2	2	9	11	5	15
Income gap between rich and poor	5	8	10	7	6	1	4	--
Abortion	4	3	4	1	3	8	--	12
The federal budget deficit	4	2	1	3	4	6	2	9
Terrorism	3	2	--	4	5	5	6	4
Legalizing marijuana	3	3	4	1	1	3	4	1
Improving the nation's roads, bridges, and powerlines	2	1	1	2	3	4	5	3
Protecting the environment	2	3	6	1	2	1	1	1
Race relations	2	3	3	4	6	--	--	--
Global warming	2	3	3	2	1	1	2	1
Defending U.S. elections from interference by Russia or other countries	2	2	2	3	3	1	2	1
Campaign finance reform	2	2	2	1	3	1	2	1
Same-sex marriage	1	1	1	1	*	2	1	3
Tax reform	1	1	2	1	--	1	1	1
Developing sources of clean energy	1	2	3	1	1	*	--	*
The war in Afghanistan	1	1	1	1	1	*	1	*
The opioid crisis	1	1	1	1	1	1	*	1
Criminal justice/sentencing reform	1	1	1	--	2	*	--	1
Foreign policy	1	1	1	*	1	1	2	--
Reforming Wall Street	*	*	*	--	1	*	--	*
Energy independence	*	--	--	--	1	*	*	--
Providing relief after natural disasters (such as hurricanes, wildfires, etc.)	*	*	*	--	1	--	--	--
International trade	*	*	*	--	--	--	--	--
No response/No important issues	3	4	2	6	3	2	3	1

How likely would you be to do each of the following things if a person you like and respect asked you to?

Vote for a candidate for public office because of their position on global warming

	Total Registered Voters	Democrats				Republicans		
		Total	Liberal	Mod/Con	Ind/Other	Total	Liberal/Mod	Con
Unweighted Base	(1,067)	(472)	(265)	(204)	(120)	(430)	(149)	(276)
	%	%	%	%	%	%	%	%
Definitely would	24	37	43	29	19	11	13	9
Probably would	30	35	37	34	23	25	31	22
Probably would not	13	8	6	10	8	21	15	26
Definitely would not	10	2	2	2	15	18	14	20
Don't know	18	14	11	18	29	20	22	19
Prefer not to answer/Refused	5	5	2	7	6	5	5	4

Donate money to an organization working on global warming

	Total Registered Voters	Democrats				Republicans		
		Total	Liberal	Mod/Con	Ind/Other	Total	Liberal/Mod	Con
Unweighted Base	(1,067)	(472)	(265)	(204)	(120)	(430)	(149)	(276)
	%	%	%	%	%	%	%	%
Definitely would	9	15	21	8	6	3	5	2
Probably would	28	38	38	39	26	15	24	10
Probably would not	21	17	16	19	15	29	27	30
Definitely would not	21	6	5	8	24	37	24	46
Don't know	15	17	16	19	24	10	13	8
Prefer not to answer/Refused	6	6	5	7	5	6	7	4

How likely would you be to do each of the following things if a person you like and respect asked you to? (Cont'd.)

Write letters, emails, or phone government officials about global warming

	Total Registered Voters	Democrats				Republicans		
		Total	Liberal	Mod/Con	Ind/Other	Total	Liberal/Mod	Con
Unweighted Base	(1,067)	(472)	(265)	(204)	(120)	(430)	(149)	(276)
	%	%	%	%	%	%	%	%
Definitely would	11	16	19	11	9	7	10	5
Probably would	24	34	38	30	24	12	13	12
Probably would not	26	23	22	26	15	32	31	33
Definitely would not	19	5	4	7	23	34	26	40
Don't know	15	17	14	20	23	11	14	8
Prefer not to answer/Refused	5	5	4	6	5	4	6	2

Volunteer your time to an organization working on global warming

	Total Registered Voters	Democrats				Republicans		
		Total	Liberal	Mod/Con	Ind/Other	Total	Liberal/Mod	Con
Unweighted Base	(1,067)	(472)	(265)	(204)	(120)	(430)	(149)	(276)
	%	%	%	%	%	%	%	%
Definitely would	7	10	12	8	7	2	5	1
Probably would	26	37	44	30	23	13	18	11
Probably would not	25	23	21	26	20	30	28	32
Definitely would not	20	6	6	7	22	35	25	43
Don't know	18	19	15	23	22	15	19	11
Prefer not to answer/Refused	5	5	2	6	5	4	5	3

Meet with an elected official or their staff about global warming

	Total Registered Voters	Democrats				Republicans		
		Total	Liberal	Mod/Con	Ind/Other	Total	Liberal/Mod	Con
Unweighted Base	(1,067)	(472)	(265)	(204)	(120)	(430)	(149)	(276)
	%	%	%	%	%	%	%	%
Definitely would	10	14	17	10	11	5	7	5
Probably would	23	29	30	29	24	15	17	14
Probably would not	27	26	26	26	27	28	27	30
Definitely would not	19	7	8	6	17	33	25	39
Don't know	16	19	16	25	16	13	17	9
Prefer not to answer/Refused	5	5	4	4	4	5	7	4

Over the past 12 months, how many times have you done the following?

Written letters, emailed, or phoned government officials about global warming

	Total Registered Voters	Democrats			Ind/Other	Republicans		
		Total	Liberal	Mod/Con		Total	Liberal/Mod	Con
Unweighted Base	(1,067)	(472)	(265)	(204)	(120)	(430)	(149)	(276)
	%	%	%	%	%	%	%	%
Many times (6+)	2	3	5	1	1	1	3	1
Several times (4-5)	2	2	3	2	4	2	3	1
A few times (2-3)	6	9	9	9	9	2	4	1
Once	4	6	7	5	11	2	1	2
Never	81	76	74	80	71	90	84	93
Don't know	4	4	3	4	4	3	5	2

[If one or more times] When you contacted a government official did you...

	Total Registered Voters	Democrats			Ind/Other	Republicans		
		Total	Liberal	Mod/Con		Total	Liberal/Mod	Con
Unweighted Base	(1,067)	(472)	(265)	(204)	(120)	(430)	(149)	(276)
	%	%	%	%	%	%	%	%
Urge them to take action to reduce global warming	13	18	21	16	16	6	8	4
Urge them not to take action to reduce global warming	1	*	*	--	8	1	3	*
Other (please specify)	1	1	2	--	2	*	--	1
Never/Don't know/Refused previous question	85	80	77	84	74	93	89	95

How willing or unwilling would you be to join a campaign to convince elected officials to reduce global warming?

	Total Registered Voters	Democrats			Ind/Other	Republicans		
		Total	Liberal	Mod/Con		Total	Liberal/Mod	Con
Unweighted Base	(1,067)	(472)	(265)	(204)	(120)	(430)	(149)	(276)
	%	%	%	%	%	%	%	%
I am participating in a campaign like this now	3	3	4	1	6	1	2	*
I definitely would do it	10	16	20	10	5	5	8	3
I probably would do it	22	33	36	29	20	10	13	8
I probably would not do it	16	14	10	18	12	21	21	22
I definitely would not do it	19	4	3	6	24	37	20	48
Not sure	23	23	20	27	27	19	26	15
Prefer not to answer/Refused	8	7	6	8	6	7	10	5

Appendix II: Survey Method

The data in this report are based on a nationally representative survey of 1,278 American adults, aged 18 and older, 1,067 of whom are registered to vote. The survey was conducted March 7 – 24, 2018. All questionnaires were self-administered by respondents in a web-based environment. The survey took, on average, about 23 minutes to complete.

The sample was drawn from GfK's KnowledgePanel®, an online panel of members drawn using probability sampling methods. Prospective members are recruited using a combination of random digit dial and address-based sampling techniques that cover virtually all (non-institutional) resident phone numbers and addresses in the United States. Those contacted who would choose to join the panel but do not have access to the Internet are loaned computers and given Internet access so they may participate.

The sample therefore includes a representative cross-section of American adults – irrespective of whether they have Internet access, use only a cell phone, etc. Key demographic variables were weighted, post survey, to match US Census Bureau norms.

The survey instrument was designed by Anthony Leiserowitz, Seth Rosenthal, and Matthew Cutler of Yale University, and Edward Maibach, Connie Roser-Renouf, and John Kotcher of George Mason University.

Margins of error

All samples are subject to some degree of sampling error – that is, statistical results obtained from a sample can be expected to differ somewhat from results that would be obtained if every member of the target population was interviewed. Average margins of error, at the 95% confidence level, are as follows:

- Total registered voters: Plus or minus 3 percentage points.
- Democrats (total): Plus or minus 5 points.
- Liberal Democrats: Plus or minus 6 points.
- Moderate/conservative Democrats: Plus or minus 7 points.
- Independents: Plus or minus 9 points.
- Republicans (total): Plus or minus 5 points.
- Liberal/moderate Republicans: Plus or minus 8 points.
- Conservative Republicans: Plus or minus 6 points.

Rounding error

For tabulation purposes, percentage points are rounded off to the nearest whole number. As a result, percentages in a given chart may total slightly higher or lower than 100%. Summed response categories (e.g., "strongly support" + "somewhat support") are rounded after sums are calculated (e.g., $1.3\% + 1.3\% = 2.6\%$, which, after rounding = 3%).

Appendix III: Demographics**Registered Voters**

	N (unweighted)	% (weighted)
Total	1,067	100
Men	526	50
Women	541	50
iGen (18-21)	32	6
Millennial (22-37)	167	21
Generation X (38-53)	241	26
Baby Boomer (54-72)	485	37
Silent Generation (73+)	142	10
Less than high school	41	6
High school graduate	269	26
Some college/Associate degree/Technical degree	339	31
College graduate	212	19
Post graduate	206	17
<\$25K	122	12
\$25K - <\$50K	227	19
\$50K - <\$75K	203	18
\$75K - <\$100K	161	15
\$100K - <\$125K	127	12
\$125K+	227	25
White, non-Hispanic	813	68
Black, African-American non-Hispanic	89	12
Hispanic	102	13
Other non-Hispanic	63	7
Northeast	195	18
Midwest	266	23
South	350	35
West	256	24

Full Sample

	N (unweighted)	% (weighted)
Total	1,278	100
Men	609	48
Women	669	52
iGen (18-21)	56	8
Millennial (22-37)	243	25
Generation X (38-53)	285	25
Baby Boomer (54-72)	546	34
Silent Generation (73+)	148	8
Less than high school	92	11
High school graduate	361	29
Some college/Associate degree/Technical degree	380	28
College graduate	231	17
Post graduate	214	15
<\$25K	189	15
\$25K - <\$50K	278	20
\$50K - <\$75K	234	17
\$75K - <\$100K	181	14
\$100K - <\$125K	149	12
\$125K+	247	22
White, non-Hispanic	934	64
Black, African-American non-Hispanic	111	12
Hispanic	149	16
Other non-Hispanic	84	8
Northeast	235	18
Midwest	298	21
South	443	38
West	302	24

