

# Umenocoleidae (Insecta: Dictyoptera) from Turonian sediments of Kzyl-Zhar, Kazakhstan and Cenomanian northern Myanmar amber

Hemen Sendi<sup>1,2\*</sup>, Stéphane Le Tirant<sup>3</sup>, Helena Palková<sup>4</sup>, Dušan Chorvát<sup>5</sup>, Juraj Šurka<sup>6</sup>, Royce Cumming<sup>3,7,8</sup>

1 Institute of Zoology, Slovak Academy of Sciences, Dúbravská cesta 9, 845 06 Bratislava, Slovakia; [hemen.sendi@savba.sk](mailto:hemen.sendi@savba.sk)

2 Faculty of Natural Sciences, Ilkovičova 6, Bratislava, 84104, Slovakia

3 Montreal Insectarium, 4101 rue Sherbrooke est, Montréal, Québec, H1X 2B2, Canada [sletirant@ville.montreal.qc.ca](mailto:sletirant@ville.montreal.qc.ca)

4 Slovak Academy of Sciences, Institute of Inorganic Chemistry, Dúbravská cesta 9, Bratislava 84 536, Slovakia  
[Helena.Palkova@savba.sk](mailto:Helena.Palkova@savba.sk)

5 International Laser Centre, Ilkovicova 3, 841 04, Bratislava, Slovakia [dusan.chorvat@cvtisr.sk](mailto:dusan.chorvat@cvtisr.sk)

6 Earth Science Institute, Slovak Academy of Sciences, Ďumbierska 1, 974 01 Banská Bystrica, Slovakia [surka@savbb.sk](mailto:surka@savbb.sk)


7 Richard Gilder Graduate School, American Museum of Natural History, New York, NY 10024, USA

8 Biology, Graduate Center, City University of New York, NY, USA; [phylliidae.walkingleaf@gmail.com](mailto:phylliidae.walkingleaf@gmail.com)



Company

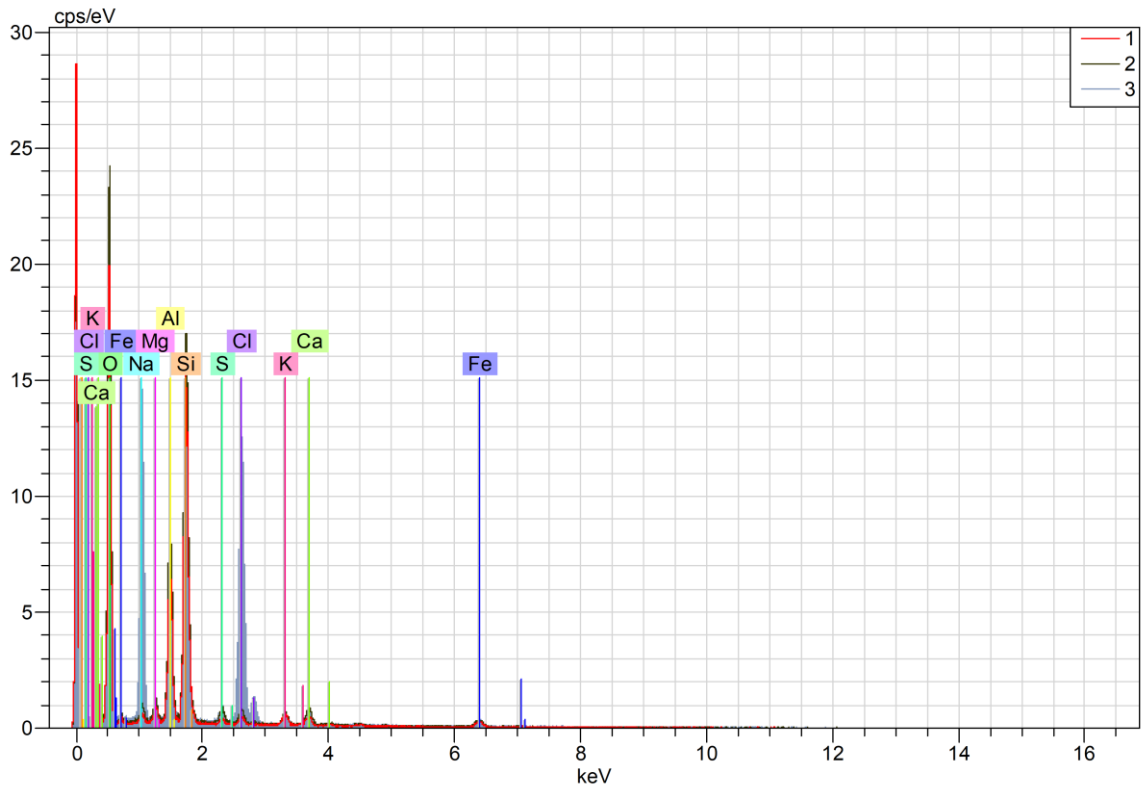
Department





# Company

Department



Bruker AXS Microanalysis GmbH, Germany

Quantification results


Mass percent (%)

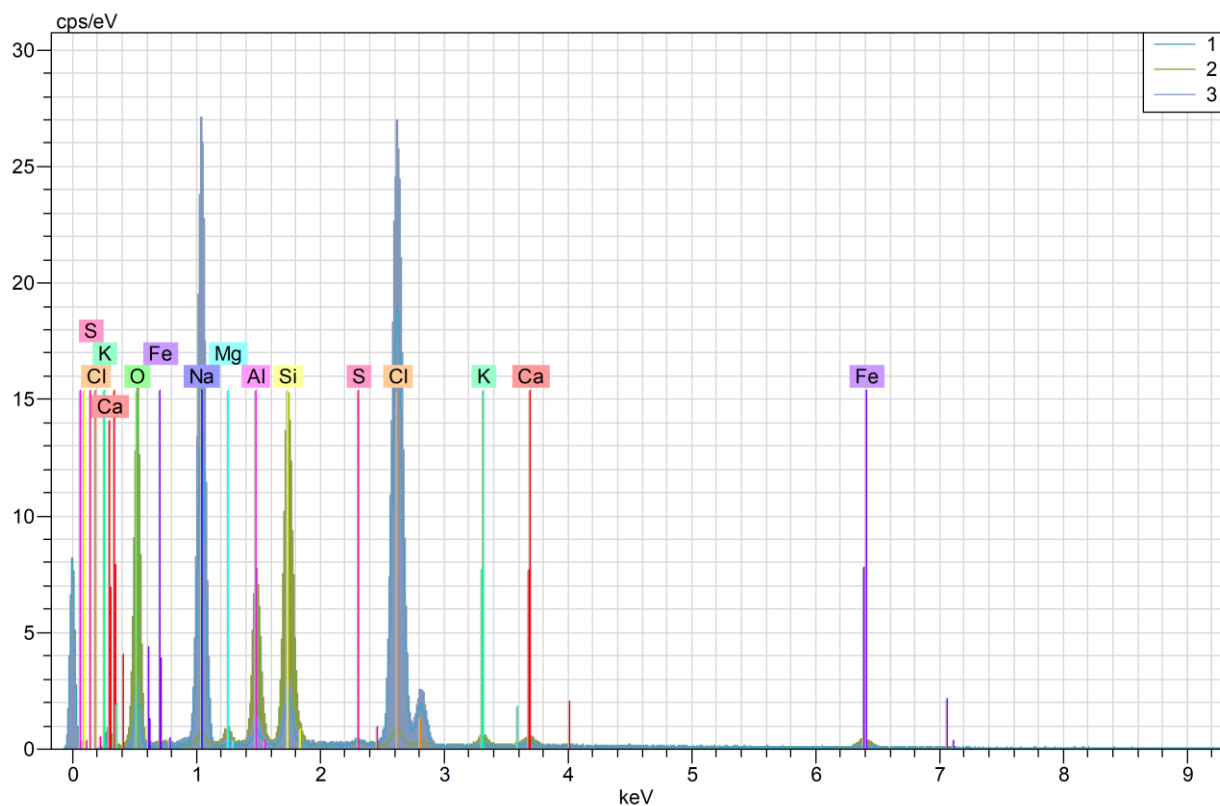
Spectrum	O	Na	Mg	Al	Si	S	Cl	K	Ca	Fe
1	57,32	0,75	1,00	10,45	24,13	0,64	0,91	1,71	1,51	4,32
2	55,68	0,88	0,75	8,46	18,74	1,22	1,18	1,57	2,28	4,12
3	36,49	17,15	0,57	6,41	14,28	0,91	23,25	1,12	1,76	3,01
Mean value:	49,83	6,26	0,77	8,44	19,05	0,92	8,44	1,47	1,85	3,82
Sigma:	11,59	9,43	0,21	2,02	4,93	0,29	12,82	0,30	0,39	0,71
Sigma mean:	6,69	5,44	0,12	1,17	2,85	0,17	7,40	0,18	0,23	0,41



# Company

Department





1

Puls th.: 4,81 kcps

Bruker AXS Microanalysis GmbH, Germany

Quantification results


Mass percent (%)

Spectrum	O	Na	Mg	Al	Si	S	Cl	K	Ca	Fe
1	10,83	36,16	0,04	1,64	5,27	0,86	66,44	0,40	0,95	1,03
2	50,53	1,17	1,12	11,88	27,21	0,35	2,01	1,22	1,26	4,26
3	10,55	36,16	0,24	1,98	4,42	0,40	59,42	0,43	0,82	0,86
Mean value:	23,97	24,50	0,47	5,17	12,30	0,53	42,62	0,68	1,01	2,05
Sigma:	23,00	20,20	0,57	5,81	12,92	0,28	35,35	0,46	0,22	1,92
Sigma mean:	13,28	11,66	0,33	3,36	7,46	0,16	20,41	0,27	0,13	1,11



Company

Department

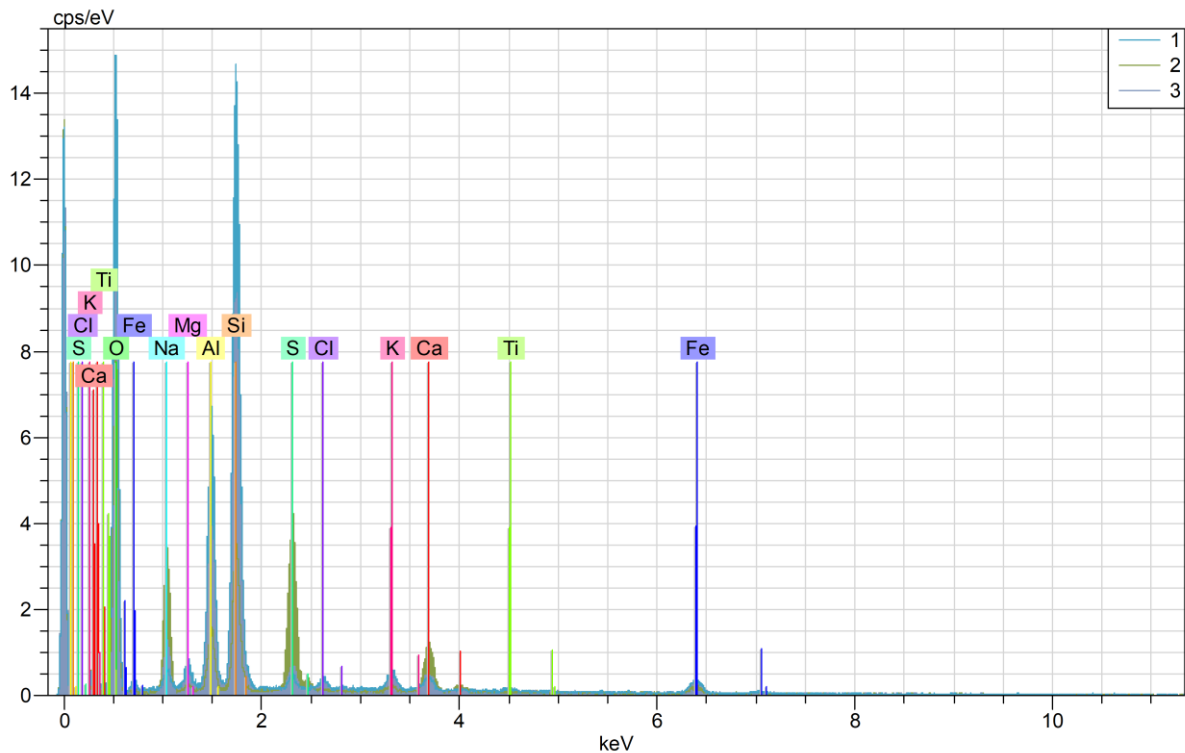


2783\_21



# Company

Department



1

Puls th.: 4,52 kcps

Bruker AXS Microanalysis GmbH, Germany

Quantification results

Mass percent (%)

Spectrum	O	Na	Mg	Al	Si	S	Cl	K	Ca	Ti
Fe										

---


1	51,41	1,18	1,30	12,40	30,00	0,76	0,65	1,60	1,06	0,50
5,12										
2	63,14	15,32	0,53	5,03	11,58	13,90	0,30	0,74	6,29	0,39
2,52										
3	48,34	4,67	1,50	12,89	29,32	2,29	0,73	1,63	2,07	0,92
4,54										

---

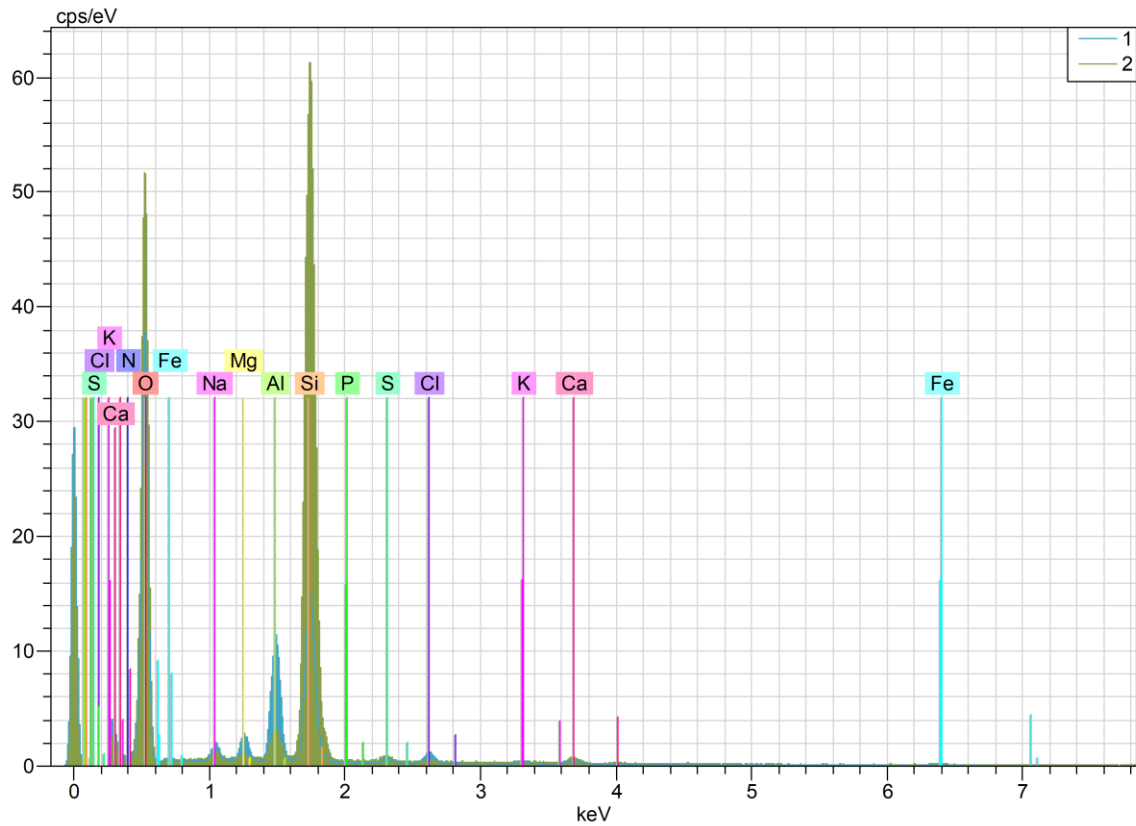


# Company

Department







Bruker AXS Microanalysis GmbH, Germany

Quantification results

Mass percent (%)

Spectrum	Ca	Fe	N	O	Na	Mg	Al	Si	P	S	Cl	K
----------	----	----	---	---	----	----	----	----	---	---	----	---

-----  
-----

1	0,83	2,67	0,00	61,78	1,16	1,43	7,36	11,67	0,01	0,26	1,29	0,69
---	------	------	------	-------	------	------	------	-------	------	------	------	------

2	0,70	1,00	0,00	60,99	0,40	0,06	1,21	34,09	0,02	0,37	0,16	0,30
---	------	------	------	-------	------	------	------	-------	------	------	------	------


-----  
-----

-----



Company

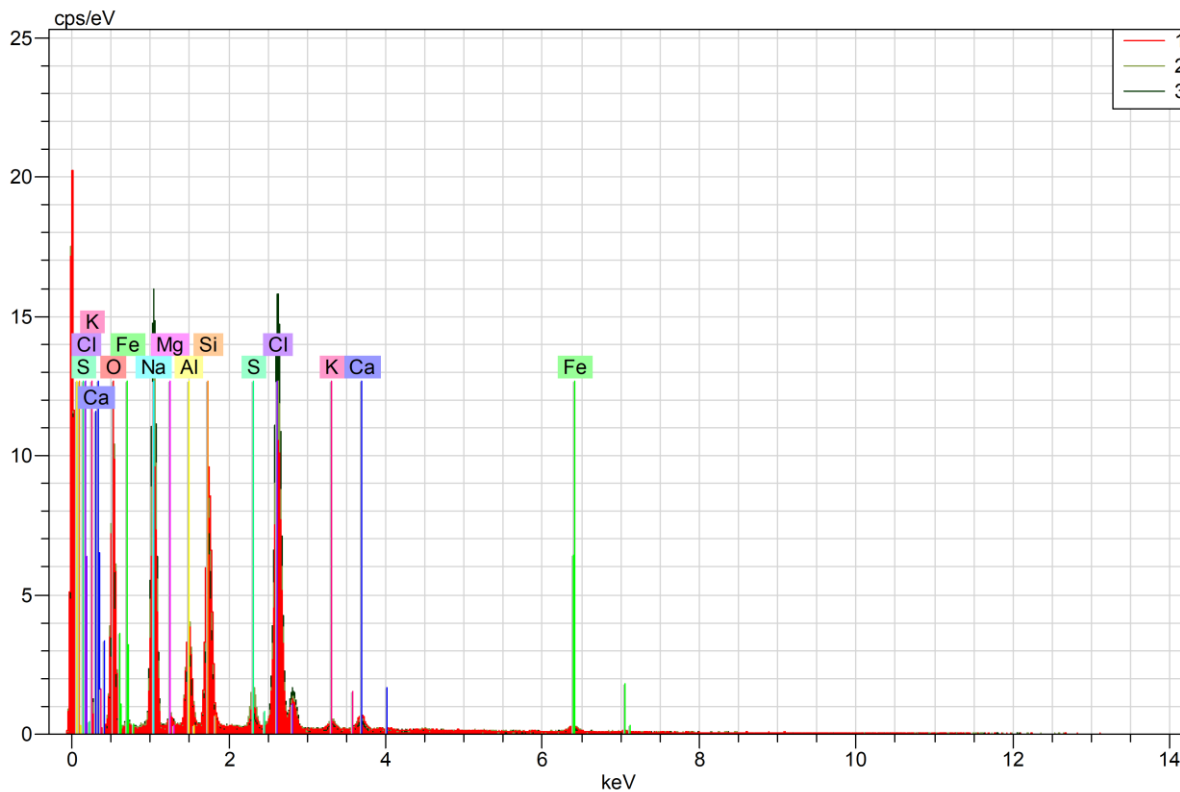
Department





# Company

Department



1

Puls th.: 6.07 kcps

Bruker AXS Microanalysis GmbH, Germany

Quantification results

Mass percent (%)

Spectrum	O	Na	Mg	Al	Si	S	Cl	K	Ca	Fe
1	35,14	20,15	0,66	6,10	15,03	1,81	27,97	1,09	1,92	2,72
2	35,14	20,58	0,43	5,26	11,59	2,78	29,24	1,08	1,32	2,66
3	28,82	23,42	0,40	4,54	10,83	0,84	35,89	0,83	1,01	2,31
Mean value:	33,03	21,38	0,50	5,30	12,48	1,81	31,04	1,00	1,41	2,57
Sigma:	3,65	1,77	0,14	0,78	2,24	0,97	4,26	0,15	0,47	0,22
Sigma mean:	2,11	1,02	0,08	0,45	1,29	0,56	2,46	0,09	0,27	0,13