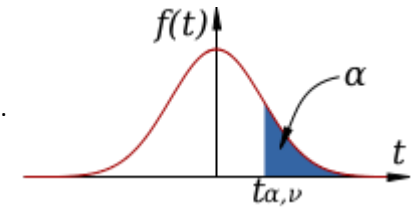


Table of Critical Values,  $t_{\alpha, v}$ , in a Student T-Distribution with  $v$  degrees of freedom and a confidence limit  $p$  where  $\alpha=1-p$ .



N	Confidence Limits (top) and $\alpha$ (bottom) for a One-Tailed Test.												
	60%	75%	80%	85%	90%	95%	97.5%	98%	99%	99.5%	99.75%	99.9%	99.95%
	0.4	0.25	0.2	0.15	0.1	0.05	0.025	0.02	0.01	0.005	0.0025	0.001	0.0005
1	0.32492	1.00000	1.37638	1.96261	3.07768	6.31375	12.70620	15.89454	31.82052	63.65674	127.32134	318.30884	636.61925
2	0.28868	0.81650	1.06066	1.38621	1.88562	2.91999	4.30265	4.84873	6.96456	9.92484	14.08905	22.32712	31.59905
3	0.27667	0.76489	0.97847	1.24978	1.63774	2.35336	3.18245	3.48191	4.54070	5.84091	7.45332	10.21453	12.92398
4	0.27072	0.74070	0.94096	1.18957	1.53321	2.13185	2.77645	2.99853	3.74695	4.60409	5.59757	7.17318	8.61030
5	0.26718	0.72669	0.91954	1.15577	1.47588	2.01505	2.57058	2.75651	3.36493	4.03214	4.77334	5.89343	6.86883
6	0.26483	0.71756	0.90570	1.13416	1.43976	1.94318	2.44691	2.61224	3.14267	3.70743	4.31683	5.20763	5.95882
7	0.26317	0.71114	0.89603	1.11916	1.41492	1.89458	2.36462	2.51675	2.99795	3.49948	4.02934	4.78529	5.40788
8	0.26192	0.70639	0.88889	1.10815	1.39682	1.85955	2.30600	2.44898	2.89646	3.35539	3.83252	4.50079	5.04131
9	0.26096	0.70272	0.88340	1.09972	1.38303	1.83311	2.26216	2.39844	2.82144	3.24984	3.68966	4.29681	4.78091

<b>10</b>	0.26018	0.69981	0.87906	1.09306	1.37218	1.81246	2.22814	2.35931	2.76377	3.16927	3.58141	4.14370	4.58689
<b>11</b>	0.25956	0.69745	0.87553	1.08767	1.36343	1.79588	2.20099	2.32814	2.71808	3.10581	3.49661	4.02470	4.43698
<b>12</b>	0.25903	0.69548	0.87261	1.08321	1.35622	1.78229	2.17881	2.30272	2.68100	3.05454	3.42844	3.92963	4.31779
<b>13</b>	0.25859	0.69383	0.87015	1.07947	1.35017	1.77093	2.16037	2.28160	2.65031	3.01228	3.37247	3.85198	4.22083
<b>14</b>	0.25821	0.69242	0.86805	1.07628	1.34503	1.76131	2.14479	2.26378	2.62449	2.97684	3.32570	3.78739	4.14045
<b>15</b>	0.25789	0.69120	0.86624	1.07353	1.34061	1.75305	2.13145	2.24854	2.60248	2.94671	3.28604	3.73283	4.07277
<b>16</b>	0.25760	0.69013	0.86467	1.07114	1.33676	1.74588	2.11991	2.23536	2.58349	2.92078	3.25199	3.68615	4.01500
<b>17</b>	0.25735	0.68920	0.86328	1.06903	1.33338	1.73961	2.10982	2.22385	2.56693	2.89823	3.22245	3.64577	3.96513
<b>18</b>	0.25712	0.68836	0.86205	1.06717	1.33039	1.73406	2.10092	2.21370	2.55238	2.87844	3.19657	3.61048	3.92165
<b>19</b>	0.25692	0.68762	0.86095	1.06551	1.32773	1.72913	2.09302	2.20470	2.53948	2.86093	3.17372	3.57940	3.88341
<b>20</b>	0.25674	0.68695	0.85996	1.06402	1.32534	1.72472	2.08596	2.19666	2.52798	2.84534	3.15340	3.55181	3.84952
<b>21</b>	0.25658	0.68635	0.85907	1.06267	1.32319	1.72074	2.07961	2.18943	2.51765	2.83136	3.13521	3.52715	3.81928
<b>22</b>	0.25643	0.68581	0.85827	1.06145	1.32124	1.71714	2.07387	2.18289	2.50832	2.81876	3.11882	3.50499	3.79213
<b>23</b>	0.25630	0.68531	0.85753	1.06034	1.31946	1.71387	2.06866	2.17696	2.49987	2.80734	3.10400	3.48496	3.76763

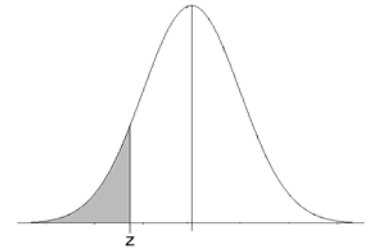
Attributions

<b>24</b>	0.25617	0.68485	0.85686	1.05932	1.31784	1.71088	2.06390	2.17154	2.49216	2.79694	3.09051	3.46678	3.74540
<b>25</b>	0.25606	0.68443	0.85624	1.05838	1.31635	1.70814	2.05954	2.16659	2.48511	2.78744	3.07820	3.45019	3.72514
<b>26</b>	0.25595	0.68404	0.85567	1.05752	1.31497	1.70562	2.05553	2.16203	2.47863	2.77871	3.06691	3.43500	3.70661
<b>27</b>	0.25586	0.68368	0.85514	1.05673	1.31370	1.70329	2.05183	2.15782	2.47266	2.77068	3.05652	3.42103	3.68959
<b>28</b>	0.25577	0.68335	0.85465	1.05599	1.31253	1.70113	2.04841	2.15393	2.46714	2.76326	3.04693	3.40816	3.67391
<b>29</b>	0.25568	0.68304	0.85419	1.05530	1.31143	1.69913	2.04523	2.15033	2.46202	2.75639	3.03805	3.39624	3.65941
<b>30</b>	0.25561	0.68276	0.85377	1.05466	1.31042	1.69726	2.04227	2.14697	2.45726	2.75000	3.02980	3.38518	3.64596
<b>40</b>	0.25504	0.68067	0.85070	1.05005	1.30308	1.68385	2.02108	2.12291	2.42326	2.70446	2.97117	3.30688	3.55097
<b>50</b>	0.25470	0.67943	0.84887	1.04729	1.29871	1.67591	2.00856	2.10872	2.40327	2.67779	2.93696	3.26141	3.49601
<b>60</b>	0.25447	0.67860	0.84765	1.04547	1.29582	1.67065	2.00030	2.09936	2.39012	2.66028	2.91455	3.23171	3.46020
<b>70</b>	0.25431	0.67801	0.84679	1.04417	1.29376	1.66691	1.99444	2.09273	2.38081	2.64790	2.89873	3.21079	3.43501
<b>80</b>	0.25419	0.67757	0.84614	1.04320	1.29222	1.66412	1.99006	2.08778	2.37387	2.63869	2.88697	3.19526	3.41634
<b>90</b>	0.25410	0.67723	0.84563	1.04244	1.29103	1.66196	1.98667	2.08394	2.36850	2.63157	2.87788	3.18327	3.40194
<b>100</b>	0.25402	0.67695	0.84523	1.04184	1.29007	1.66023	1.98397	2.08088	2.36422	2.62589	2.87065	3.17374	3.39049

<b>500</b>	0.25348	0.67498	0.84234	1.03751	1.28325	1.64791	1.96472	2.05912	2.33383	2.58570	2.81955	3.10661	3.31009
<b>1000</b>	0.25341	0.67474	0.84198	1.03697	1.28240	1.64638	1.96234	2.05643	2.33008	2.58075	2.81328	3.09840	3.30028
<b><math>\infty</math></b>	0.25335	0.67449	0.84162	1.03643	1.28155	1.64485	1.95996	2.05375	2.32635	2.57583	2.80703	3.09023	3.29053



# Standard Normal Cumulative Probability Table

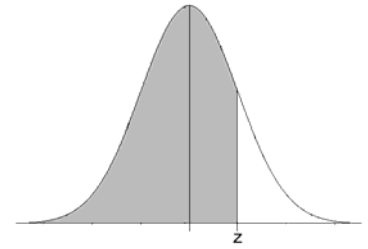


Cumulative probabilities for **NEGATIVE** z-values are shown in the following table:

<b>z</b>	<b>0.00</b>	<b>0.01</b>	<b>0.02</b>	<b>0.03</b>	<b>0.04</b>	<b>0.05</b>	<b>0.06</b>	<b>0.07</b>	<b>0.08</b>	<b>0.09</b>
<b>-3.4</b>	0.0003	0.0003	0.0003	0.0003	0.0003	0.0003	0.0003	0.0003	0.0003	0.0002
<b>-3.3</b>	0.0005	0.0005	0.0005	0.0004	0.0004	0.0004	0.0004	0.0004	0.0004	0.0003
<b>-3.2</b>	0.0007	0.0007	0.0006	0.0006	0.0006	0.0006	0.0006	0.0005	0.0005	0.0005
<b>-3.1</b>	0.0010	0.0009	0.0009	0.0009	0.0008	0.0008	0.0008	0.0008	0.0007	0.0007
<b>-3.0</b>	0.0013	0.0013	0.0013	0.0012	0.0012	0.0011	0.0011	0.0011	0.0010	0.0010
<b>-2.9</b>	0.0019	0.0018	0.0018	0.0017	0.0016	0.0016	0.0015	0.0015	0.0014	0.0014
<b>-2.8</b>	0.0026	0.0025	0.0024	0.0023	0.0023	0.0022	0.0021	0.0021	0.0020	0.0019
<b>-2.7</b>	0.0035	0.0034	0.0033	0.0032	0.0031	0.0030	0.0029	0.0028	0.0027	0.0026
<b>-2.6</b>	0.0047	0.0045	0.0044	0.0043	0.0041	0.0040	0.0039	0.0038	0.0037	0.0036
<b>-2.5</b>	0.0062	0.0060	0.0059	0.0057	0.0055	0.0054	0.0052	0.0051	0.0049	0.0048
<b>-2.4</b>	0.0082	0.0080	0.0078	0.0075	0.0073	0.0071	0.0069	0.0068	0.0066	0.0064
<b>-2.3</b>	0.0107	0.0104	0.0102	0.0099	0.0096	0.0094	0.0091	0.0089	0.0087	0.0084
<b>-2.2</b>	0.0139	0.0136	0.0132	0.0129	0.0125	0.0122	0.0119	0.0116	0.0113	0.0110
<b>-2.1</b>	0.0179	0.0174	0.0170	0.0166	0.0162	0.0158	0.0154	0.0150	0.0146	0.0143
<b>-2.0</b>	0.0228	0.0222	0.0217	0.0212	0.0207	0.0202	0.0197	0.0192	0.0188	0.0183
<b>-1.9</b>	0.0287	0.0281	0.0274	0.0268	0.0262	0.0256	0.0250	0.0244	0.0239	0.0233
<b>-1.8</b>	0.0359	0.0351	0.0344	0.0336	0.0329	0.0322	0.0314	0.0307	0.0301	0.0294
<b>-1.7</b>	0.0446	0.0436	0.0427	0.0418	0.0409	0.0401	0.0392	0.0384	0.0375	0.0367
<b>-1.6</b>	0.0548	0.0537	0.0526	0.0516	0.0505	0.0495	0.0485	0.0475	0.0465	0.0455
<b>-1.5</b>	0.0668	0.0655	0.0643	0.0630	0.0618	0.0606	0.0594	0.0582	0.0571	0.0559
<b>-1.4</b>	0.0808	0.0793	0.0778	0.0764	0.0749	0.0735	0.0721	0.0708	0.0694	0.0681
<b>-1.3</b>	0.0968	0.0951	0.0934	0.0918	0.0901	0.0885	0.0869	0.0853	0.0838	0.0823
<b>-1.2</b>	0.1151	0.1131	0.1112	0.1093	0.1075	0.1056	0.1038	0.1020	0.1003	0.0985
<b>-1.1</b>	0.1357	0.1335	0.1314	0.1292	0.1271	0.1251	0.1230	0.1210	0.1190	0.1170
<b>-1.0</b>	0.1587	0.1562	0.1539	0.1515	0.1492	0.1469	0.1446	0.1423	0.1401	0.1379
<b>-0.9</b>	0.1841	0.1814	0.1788	0.1762	0.1736	0.1711	0.1685	0.1660	0.1635	0.1611
<b>-0.8</b>	0.2119	0.2090	0.2061	0.2033	0.2005	0.1977	0.1949	0.1922	0.1894	0.1867
<b>-0.7</b>	0.2420	0.2389	0.2358	0.2327	0.2296	0.2266	0.2236	0.2206	0.2177	0.2148
<b>-0.6</b>	0.2743	0.2709	0.2676	0.2643	0.2611	0.2578	0.2546	0.2514	0.2483	0.2451
<b>-0.5</b>	0.3085	0.3050	0.3015	0.2981	0.2946	0.2912	0.2877	0.2843	0.2810	0.2776
<b>-0.4</b>	0.3446	0.3409	0.3372	0.3336	0.3300	0.3264	0.3228	0.3192	0.3156	0.3121
<b>-0.3</b>	0.3821	0.3783	0.3745	0.3707	0.3669	0.3632	0.3594	0.3557	0.3520	0.3483
<b>-0.2</b>	0.4207	0.4168	0.4129	0.4090	0.4052	0.4013	0.3974	0.3936	0.3897	0.3859
<b>-0.1</b>	0.4602	0.4562	0.4522	0.4483	0.4443	0.4404	0.4364	0.4325	0.4286	0.4247
<b>0.0</b>	0.5000	0.4960	0.4920	0.4880	0.4840	0.4801	0.4761	0.4721	0.4681	0.4641

Attributions

# Standard Normal Cumulative Probability Table



Cumulative probabilities for POSITIVE z-values are shown in the following table:

z	0.00	0.01	0.02	0.03	0.04	0.05	0.06	0.07	0.08	0.09
<b>0.0</b>	0.5000	0.5040	0.5080	0.5120	0.5160	0.5199	0.5239	0.5279	0.5319	0.5359
<b>0.1</b>	0.5398	0.5438	0.5478	0.5517	0.5557	0.5596	0.5636	0.5675	0.5714	0.5753
<b>0.2</b>	0.5793	0.5832	0.5871	0.5910	0.5948	0.5987	0.6026	0.6064	0.6103	0.6141
<b>0.3</b>	0.6179	0.6217	0.6255	0.6293	0.6331	0.6368	0.6406	0.6443	0.6480	0.6517
<b>0.4</b>	0.6554	0.6591	0.6628	0.6664	0.6700	0.6736	0.6772	0.6808	0.6844	0.6879
<b>0.5</b>	0.6915	0.6950	0.6985	0.7019	0.7054	0.7088	0.7123	0.7157	0.7190	0.7224
<b>0.6</b>	0.7257	0.7291	0.7324	0.7357	0.7389	0.7422	0.7454	0.7486	0.7517	0.7549
<b>0.7</b>	0.7580	0.7611	0.7642	0.7673	0.7704	0.7734	0.7764	0.7794	0.7823	0.7852
<b>0.8</b>	0.7881	0.7910	0.7939	0.7967	0.7995	0.8023	0.8051	0.8078	0.8106	0.8133
<b>0.9</b>	0.8159	0.8186	0.8212	0.8238	0.8264	0.8289	0.8315	0.8340	0.8365	0.8389
<b>1.0</b>	0.8413	0.8438	0.8461	0.8485	0.8508	0.8531	0.8554	0.8577	0.8599	0.8621
<b>1.1</b>	0.8643	0.8665	0.8686	0.8708	0.8729	0.8749	0.8770	0.8790	0.8810	0.8830
<b>1.2</b>	0.8849	0.8869	0.8888	0.8907	0.8925	0.8944	0.8962	0.8980	0.8997	0.9015
<b>1.3</b>	0.9032	0.9049	0.9066	0.9082	0.9099	0.9115	0.9131	0.9147	0.9162	0.9177
<b>1.4</b>	0.9192	0.9207	0.9222	0.9236	0.9251	0.9265	0.9279	0.9292	0.9306	0.9319
<b>1.5</b>	0.9332	0.9345	0.9357	0.9370	0.9382	0.9394	0.9406	0.9418	0.9429	0.9441
<b>1.6</b>	0.9452	0.9463	0.9474	0.9484	0.9495	0.9505	0.9515	0.9525	0.9535	0.9545
<b>1.7</b>	0.9554	0.9564	0.9573	0.9582	0.9591	0.9599	0.9608	0.9616	0.9625	0.9633
<b>1.8</b>	0.9641	0.9649	0.9656	0.9664	0.9671	0.9678	0.9686	0.9693	0.9699	0.9706
<b>1.9</b>	0.9713	0.9719	0.9726	0.9732	0.9738	0.9744	0.9750	0.9756	0.9761	0.9767
<b>2.0</b>	0.9772	0.9778	0.9783	0.9788	0.9793	0.9798	0.9803	0.9808	0.9812	0.9817
<b>2.1</b>	0.9821	0.9826	0.9830	0.9834	0.9838	0.9842	0.9846	0.9850	0.9854	0.9857
<b>2.2</b>	0.9861	0.9864	0.9868	0.9871	0.9875	0.9878	0.9881	0.9884	0.9887	0.9890
<b>2.3</b>	0.9893	0.9896	0.9898	0.9901	0.9904	0.9906	0.9909	0.9911	0.9913	0.9916
<b>2.4</b>	0.9918	0.9920	0.9922	0.9925	0.9927	0.9929	0.9931	0.9932	0.9934	0.9936
<b>2.5</b>	0.9938	0.9940	0.9941	0.9943	0.9945	0.9946	0.9948	0.9949	0.9951	0.9952
<b>2.6</b>	0.9953	0.9955	0.9956	0.9957	0.9959	0.9960	0.9961	0.9962	0.9963	0.9964
<b>2.7</b>	0.9965	0.9966	0.9967	0.9968	0.9969	0.9970	0.9971	0.9972	0.9973	0.9974
<b>2.8</b>	0.9974	0.9975	0.9976	0.9977	0.9977	0.9978	0.9979	0.9979	0.9980	0.9981
<b>2.9</b>	0.9981	0.9982	0.9982	0.9983	0.9984	0.9984	0.9985	0.9985	0.9986	0.9986
<b>3.0</b>	0.9987	0.9987	0.9987	0.9988	0.9988	0.9989	0.9989	0.9989	0.9990	0.9990
<b>3.1</b>	0.9990	0.9991	0.9991	0.9991	0.9992	0.9992	0.9992	0.9992	0.9993	0.9993
<b>3.2</b>	0.9993	0.9993	0.9994	0.9994	0.9994	0.9994	0.9994	0.9995	0.9995	0.9995
<b>3.3</b>	0.9995	0.9995	0.9995	0.9996	0.9996	0.9996	0.9996	0.9996	0.9996	0.9997
<b>3.4</b>	0.9997	0.9997	0.9997	0.9997	0.9997	0.9997	0.9997	0.9997	0.9997	0.9998

Attributions