

# **MySQL NDB Cluster Internals Manual**

---

## Abstract

This is the *MySQL NDB Cluster Internals Manual*, which contains information about the `NDBCLUSTER` storage engine that is not strictly necessary for running the NDB Cluster product, but can prove useful for development and debugging purposes. Topics covered in this Guide include, among others, [communication protocols employed between nodes](#), [file systems used by management nodes and data nodes](#), [error messages](#), and [debugging \(DUMP\) commands in the management client](#).

The information presented in this guide is current for recent releases of NDB Cluster 8.0 up to and including NDB Cluster 8.0.38, as well as the NDB Cluster 8.3 (8.3.0) Innovation release. Due to significant functional and other changes in NDB Cluster and its underlying APIs, you should not expect this information to apply to previous releases of the NDB Cluster software prior to NDB Cluster 7.5. Users of older NDB Cluster releases should upgrade to the latest available release of NDB Cluster 8.0, which is the most recent GA release series, or to the NDB Cluster 8.3 Innovation release.

For more information about NDB Cluster 8.0, see [What is New in MySQL NDB Cluster 8.0](#). For information about NDB Cluster 8.3, see <https://dev.mysql.com/doc/refman/8.3/en/mysql-cluster-what-is-new.html>.

For legal information, see the [Legal Notices](#).

For help with using MySQL, please visit the [MySQL Forums](#), where you can discuss your issues with other MySQL users.

**Licensing information—NDB APIs.** If you are using the NDB APIs with a *Commercial* release of MySQL NDB Cluster, see the [MySQL NDB Cluster 8.0 Commercial Release License Information User Manual](#) for licensing information, including licensing information relating to third-party software that may be included in this Commercial release. If you are using the NDB APIs with a *Community* release of MySQL NDB Cluster, see the [MySQL NDB Cluster 8.0 Community Release License Information User Manual](#) for licensing information, including licensing information relating to third-party software that may be included in this Community release.

**Licensing information—MySQL NDB Cluster 8.3.** This product may include third-party software, used under license. If you are using a *Commercial* release of MySQL NDB Cluster 8.3, see the [MySQL NDB Cluster 8.3 Commercial Release License Information User Manual](#) for licensing information, including licensing information relating to third-party software that may be included in this Commercial release. If you are using a *Community* release of MySQL NDB Cluster 8.3, see the [MySQL NDB Cluster 8.3 Community Release License Information User Manual](#) for licensing information, including licensing information relating to third-party software that may be included in this Community release.

**Licensing information—MySQL NDB Cluster 8.0.** This product may include third-party software, used under license. If you are using a *Commercial* release of MySQL NDB Cluster 8.0, see the [MySQL NDB Cluster 8.0 Commercial Release License Information User Manual](#) for licensing information, including licensing information relating to third-party software that may be included in this Commercial release. If you are using a *Community* release of MySQL NDB Cluster 8.0, see the [MySQL NDB Cluster 8.0 Community Release License Information User Manual](#) for licensing information, including licensing information relating to third-party software that may be included in this Community release.

Document generated on: 2024-05-21 (revision: 78675)

---

---

# Table of Contents

Preface and Legal Notices .....	ix
1 NDB Cluster File Systems .....	1
1.1 NDB Cluster Data Node File System .....	1
1.1.1 NDB Cluster Data Node Data Directory Files .....	1
1.1.2 NDB Cluster Data Node File System Directory .....	2
1.1.3 NDB Cluster Data Node Backup Data Directory .....	3
1.1.4 Files Used by NDB Cluster Disk Data Tables .....	3
1.2 NDB Cluster Management Node File System .....	4
2 NDB Cluster Management Client DUMP Commands .....	5
2.1 DUMP 1 .....	9
2.2 DUMP 13 .....	11
2.3 DUMP 14 .....	12
2.4 DUMP 15 .....	12
2.5 DUMP 16 .....	12
2.6 DUMP 17 .....	12
2.7 DUMP 18 .....	13
2.8 DUMP 19 .....	14
2.9 DUMP 20 .....	14
2.10 DUMP 21 .....	14
2.11 DUMP 22 .....	15
2.12 DUMP 23 .....	15
2.13 DUMP 24 .....	16
2.14 DUMP 25 .....	17
2.15 DUMP 70 .....	17
2.16 DUMP 400 .....	17
2.17 DUMP 401 .....	18
2.18 DUMP 402 .....	19
2.19 DUMP 403 .....	19
2.20 DUMP 406 .....	20
2.21 DUMP 502 .....	20
2.22 DUMP 503 .....	20
2.23 DUMP 504 .....	21
2.24 DUMP 505 .....	21
2.25 DUMP 506 .....	21
2.26 DUMP 908 .....	22
2.27 DUMP 935 .....	22
2.28 DUMP 1000 .....	22
2.29 DUMP 1001 .....	23
2.30 DUMP 1223 .....	23
2.31 DUMP 1224 .....	23
2.32 DUMP 1225 .....	24
2.33 DUMP 1226 .....	24
2.34 DUMP 1228 .....	24
2.35 DUMP 1229 .....	25
2.36 DUMP 1332 .....	25
2.37 DUMP 1333 .....	26
2.38 DUMP 2300 .....	27
2.39 DUMP 2301 .....	27
2.40 DUMP 2302 .....	28
2.41 DUMP 2303 .....	29
2.42 DUMP 2304 .....	29

---

2.43 DUMP 2305 .....	32
2.44 DUMP 2308 .....	32
2.45 DUMP 2315 .....	32
2.46 DUMP 2350 .....	32
2.47 DUMP 2352 .....	34
2.48 DUMP 2353 .....	34
2.49 DUMP 2354 .....	35
2.50 DUMP 2355 .....	35
2.51 DUMP 2356 .....	35
2.52 DUMP 2357 .....	36
2.53 DUMP 2398 .....	36
2.54 DUMP 2399 .....	37
2.55 DUMP 2400 .....	38
2.56 DUMP 2401 .....	38
2.57 DUMP 2402 .....	39
2.58 DUMP 2403 .....	39
2.59 DUMP 2404 .....	40
2.60 DUMP 2405 .....	40
2.61 DUMP 2406 .....	40
2.62 DUMP 2500 .....	41
2.63 DUMP 2501 .....	42
2.64 DUMP 2502 .....	42
2.65 DUMP 2503 (OBSOLETE) .....	43
2.66 DUMP 2504 .....	44
2.67 DUMP 2505 .....	45
2.68 DUMP 2506 (OBSOLETE) .....	45
2.69 DUMP 2507 .....	46
2.70 DUMP 2508 .....	46
2.71 DUMP 2512 .....	46
2.72 DUMP 2513 .....	47
2.73 DUMP 2514 .....	47
2.74 DUMP 2515 .....	48
2.75 DUMP 2516 .....	48
2.76 DUMP 2517 .....	48
2.77 DUMP 2550 .....	49
2.78 DUMP 2553 .....	49
2.79 DUMP 2554 .....	50
2.80 DUMP 2555 .....	50
2.81 DUMP 2556 .....	50
2.82 DUMP 2557 .....	51
2.83 DUMP 2600 .....	51
2.84 DUMP 2601 .....	52
2.85 DUMP 2602 .....	52
2.86 DUMP 2603 .....	52
2.87 DUMP 2604 .....	52
2.88 DUMP 2605 .....	53
2.89 DUMP 2606 .....	53
2.90 DUMP 2607 .....	54
2.91 DUMP 2608 .....	54
2.92 DUMP 2609 .....	54
2.93 DUMP 2610 .....	55
2.94 DUMP 2611 .....	55
2.95 DUMP 2612 .....	56
2.96 DUMP 4000 .....	56

2.97 DUMP 4001 .....	56
2.98 DUMP 5900 .....	56
2.99 DUMP 7000 .....	57
2.100 DUMP 7001 .....	57
2.101 DUMP 7002 .....	57
2.102 DUMP 7003 .....	58
2.103 DUMP 7004 .....	58
2.104 DUMP 7005 .....	58
2.105 DUMP 7006 .....	58
2.106 DUMP 7007 .....	59
2.107 DUMP 7008 .....	59
2.108 DUMP 7009 .....	59
2.109 DUMP 7010 .....	60
2.110 DUMP 7011 .....	60
2.111 DUMP 7012 .....	61
2.112 DUMP 7013 .....	61
2.113 DUMP 7014 .....	62
2.114 DUMP 7015 .....	62
2.115 DUMP 7016 .....	63
2.116 DUMP 7017 .....	64
2.117 DUMP 7018 .....	64
2.118 DUMP 7019 .....	64
2.119 DUMP 7020 .....	65
2.120 DUMP 7021 .....	65
2.121 DUMP 7022 .....	67
2.122 DUMP 7023 .....	67
2.123 DUMP 7024 .....	68
2.124 DUMP 7026 .....	68
2.125 DUMP 7027 .....	68
2.126 DUMP 7032 .....	69
2.127 DUMP 7033 .....	69
2.128 DUMP 7034 .....	69
2.129 DUMP 7080 .....	70
2.130 DUMP 7090 .....	70
2.131 DUMP 7099 .....	71
2.132 DUMP 8004 .....	71
2.133 DUMP 8005 .....	71
2.134 DUMP 8010 .....	72
2.135 DUMP 8011 .....	72
2.136 DUMP 8013 .....	73
2.137 DUMP 9800 .....	73
2.138 DUMP 9801 .....	74
2.139 DUMP 9988 .....	74
2.140 DUMP 9989 .....	74
2.141 DUMP 9992 .....	74
2.142 DUMP 9993 .....	74
2.143 DUMP 10000 .....	75
2.144 DUMP 10001 .....	75
2.145 DUMP 10002 .....	75
2.146 DUMP 10003 .....	75
2.147 DUMP 11000 .....	76
2.148 DUMP 11001 .....	76
2.149 DUMP 12001 .....	76
2.150 DUMP 12002 .....	76

---

2.151 DUMP 12009 .....	77
2.152 DUMP 103003 .....	77
2.153 DUMP 103004 .....	78
2.154 DUMP 103005 .....	78
2.155 DUMP 13000 .....	79
2.156 DUMP 130001 .....	79
2.157 DUMP 13002 .....	79
2.158 DUMP 13003 .....	80
2.159 DUMP 14000 .....	80
2.160 DUMP 14001 .....	80
2.161 DUMP 14002 .....	81
2.162 DUMP 14003 .....	88
2.163 DUMP 30000 .....	89
2.164 DUMP 100000 .....	89
2.165 DUMP 100001 .....	89
2.166 DUMP 100002 .....	89
2.167 DUMP 100003 .....	90
2.168 DUMP 100004 .....	90
2.169 DUMP 100005 .....	90
2.170 DUMP 100006 .....	90
2.171 DUMP 100007 .....	91
2.172 DUMP 100999 .....	91
2.173 DUMP 101000 .....	91
2.174 DUMP 101999 .....	92
2.175 DUMP 102000 .....	92
2.176 DUMP 102999 .....	92
2.177 DUMP 103000 .....	92
2.178 DUMP 103001 .....	93
2.179 DUMP 103002 .....	93
2.180 DUMP 104000 .....	94
2.181 DUMP 104001 .....	94
2.182 DUMP 104002 .....	94
2.183 DUMP 104003 .....	94
2.184 DUMP 104004 .....	95
3 The NDB Communication Protocol .....	97
3.1 NDB Protocol Overview .....	97
3.2 NDB Protocol Messages .....	98
3.3 Operations and Signals .....	98
4 NDB Kernel Blocks .....	107
4.1 The BACKUP Block .....	108
4.2 The CMVMI Block .....	108
4.3 The DBACC Block .....	108
4.4 The DBDICT Block .....	109
4.5 The DBDIH Block .....	110
4.6 The DBINFO Block .....	110
4.7 The DBLQH Block .....	111
4.8 The DBSPJ Block .....	112
4.9 The DBTC Block .....	113
4.10 The DBTUP Block .....	114
4.11 The DBTUX Block .....	115
4.12 The DBUTIL Block .....	116
4.13 The LGMAN Block .....	116
4.14 The NDBCNTR Block .....	116
4.15 The NDBFS Block .....	117

4.16 The PGMAN Block .....	118
4.17 The QMGR Block .....	118
4.18 The RESTORE Block .....	118
4.19 The SUMA Block .....	118
4.20 The THRMAN Block .....	119
4.21 The TRPMAN Block .....	119
4.22 The TSMAN Block .....	119
4.23 The TRIX Block .....	119
5 NDB Cluster Start Phases .....	121
5.1 Initialization Phase (Phase -1) .....	121
5.2 Configuration Read Phase (STTOR Phase -1) .....	122
5.3 STTOR Phase 0 .....	123
5.4 STTOR Phase 1 .....	124
5.5 STTOR Phase 2 .....	127
5.6 NDB_STTOR Phase 1 .....	127
5.7 STTOR Phase 3 .....	127
5.8 NDB_STTOR Phase 2 .....	127
5.9 STTOR Phase 4 .....	128
5.10 NDB_STTOR Phase 3 .....	128
5.11 STTOR Phase 5 .....	129
5.12 NDB_STTOR Phase 4 .....	129
5.13 NDB_STTOR Phase 5 .....	129
5.14 NDB_STTOR Phase 6 .....	130
5.15 STTOR Phase 6 .....	130
5.16 STTOR Phase 7 .....	131
5.17 STTOR Phase 8 .....	131
5.18 NDB_STTOR Phase 7 .....	131
5.19 STTOR Phase 9 .....	131
5.20 STTOR Phase 101 .....	131
5.21 System Restart Handling in Phase 4 .....	131
5.22 START_MEREQ Handling .....	132
6 NDB Schema Object Versions .....	133
7 NDB Cluster API Errors .....	137
7.1 Data Node Error Messages .....	137
7.1.1 <code>ndbd</code> Error Classifications .....	137
7.1.2 <code>ndbd</code> Error Codes .....	138
7.2 NDB Transporter Errors .....	144
A NDB Internals Glossary .....	147
Index .....	149





---

## Preface and Legal Notices

This is the *MySQL NDB Cluster Internals Manual*, which contains information about the [NDBCLUSTER](#) storage engine that is not strictly necessary for running the NDB Cluster product, but can prove useful for development and debugging purposes. Topics covered in this Guide include, among others, [communication protocols employed between nodes](#), [file systems used by management nodes and data nodes](#), [error messages](#), and [debugging \(DUMP\) commands in the management client](#).

The information presented in this guide is current for recent releases of NDB Cluster 8.0 up to and including NDB Cluster 8.0.38, as well as the NDB Cluster 8.4 LTS series. Due to significant functional and other changes in NDB Cluster and its underlying APIs, you should not expect this information to apply to previous releases of the NDB Cluster software prior to NDB Cluster 7.5. Users of older NDB Cluster releases should upgrade to the latest available release of NDB Cluster 8.0, which is the most recent GA release series, or to the NDB Cluster 8.4 LTS series.

For more information about NDB Cluster 8.0, see [What is New in MySQL NDB Cluster 8.0](#). For information about NDB Cluster 8.4, see [What is New in MySQL NDB Cluster 8.4](#).

For legal information, see the [Legal Notices](#).

**Licensing information—MySQL NDB Cluster 8.0.** This product may include third-party software, used under license. If you are using a *Commercial* release of NDB Cluster, see [this document](#) for licensing information, including licensing information relating to third-party software that may be included in this Commercial release. If you are using a *Community* release of NDB Cluster, see [this document](#) for licensing information, including licensing information relating to third-party software that may be included in this Community release.

**Licensing information—MySQL NDB Cluster 8.4.** This product may include third-party software, used under license. If you are using a *Commercial* release of MySQL NDB Cluster 8.4, see the [MySQL NDB Cluster 8.4 Commercial Release License Information User Manual](#) for licensing information, including licensing information relating to third-party software that may be included in this Commercial release. If you are using a *Community* release of MySQL NDB Cluster 8.4, see the [MySQL NDB Cluster 8.4 Community Release License Information User Manual](#) for licensing information, including licensing information relating to third-party software that may be included in this Community release.

## Legal Notices

## Documentation Accessibility

For information about Oracle's commitment to accessibility, visit the Oracle Accessibility Program website at <http://www.oracle.com/pls/topic/lookup?ctx=acc&id=docacc>.

## Access to Oracle Support for Accessibility

Oracle customers that have purchased support have access to electronic support through My Oracle Support. For information, visit <http://www.oracle.com/pls/topic/lookup?ctx=acc&id=info> or visit <http://www.oracle.com/pls/topic/lookup?ctx=acc&id=trs> if you are hearing impaired.

---

---

# Chapter 1 NDB Cluster File Systems

## Table of Contents

1.1 NDB Cluster Data Node File System .....	1
1.1.1 NDB Cluster Data Node Data Directory Files .....	1
1.1.2 NDB Cluster Data Node File System Directory .....	2
1.1.3 NDB Cluster Data Node Backup Data Directory .....	3
1.1.4 Files Used by NDB Cluster Disk Data Tables .....	3
1.2 NDB Cluster Management Node File System .....	4

This chapter contains information about the file systems created and used by NDB Cluster data nodes and management nodes.

## 1.1 NDB Cluster Data Node File System

This section discusses the files and directories created by NDB Cluster nodes, their usual locations, and their purpose.

### 1.1.1 NDB Cluster Data Node Data Directory Files

An NDB Cluster data node's data directory (`DataDir`) contains at least 3 files. These are named as shown in the following list, where `node_id` is the node ID:

- `ndb_node_id_out.log`

Sample output:

```
2015-11-01 20:13:24 [ndbd] INFO      -- Angel pid: 13677 ndb pid: 13678
2015-11-01 20:13:24 [ndbd] INFO      -- NDB Cluster -- DB node 1
2015-11-01 20:13:24 [ndbd] INFO      -- Version 5.6.27-ndb-7.4.8 --
2015-11-01 20:13:24 [ndbd] INFO      -- Configuration fetched at localhost port 1186
2015-11-01 20:13:24 [ndbd] INFO      -- Start initiated (version 5.6.27-ndb-7.4.8)
2015-11-01 20:13:24 [ndbd] INFO      -- Ndbd_mem_manager::init(1) min: 20Mb initial: 20Mb
WOPool::init(61, 9)
RWPool::init(82, 13)
RWPool::init(a2, 18)
RWPool::init(c2, 13)
RWPool::init(122, 17)
RWPool::init(142, 15)
WOPool::init(41, 8)
RWPool::init(e2, 12)
RWPool::init(102, 55)
WOPool::init(21, 8)
Dbdict: name=sys/def/SYSTAB_0,id=0,obj_ptr_i=0
Dbdict: name=sys/def/NDB$EVENTS_0,id=1,obj_ptr_i=1
m_active_buckets.set(0)
```

- `ndb_node_id_signal.log`

This file contains a log of all signals sent to or from the data node.



#### Note

This file is created only if the `SendSignalId` parameter is enabled, which is true only for `-debug` builds.

- `ndb_node_id.pid`

This file contains the data node's process ID; it is created when the `ndbd` process is started.

The location of these files is determined by the value of the `DataDir` configuration parameter.

## 1.1.2 NDB Cluster Data Node File System Directory

The location of this directory can be set using `FileSystemPath`; the directory itself is always named `ndb_nodeid_fs`, where `nodeid` is the data node's node ID. The file system directory contains the following directories:

- Directories named `D1` and `D2`, each of which contains 2 subdirectories:
  - `DBDICT`: Contains data dictionary information. This is stored in:
    - The file `P0.SchemaLog`
    - A set of directories `T0`, `T1`, `T2`, ..., each of which contains an `S0.TableList` file.
  - Directories named `D8`, `D9`, `D10`, and `D11`, each of which contains a directory named `DBLQH`. These contain the redo log, which is divided into four parts that are stored in these directories. with redo log part 0 being stored in `D8`, part 1 in `D9`, and so on.

Within each directory can be found a `DBLQH` subdirectory containing the `N` redo log files; these are named `S0.Fraglog`, `S1.FragLog`, `S2.FragLog`, ..., `SN.FragLog`, where `N` is equal to the value of the `NoOfFragmentLogFiles` configuration parameter. The default value for `NoOfFragmentLogFiles` is 16. The default size of each of these files is 16 MB, controlled by the `FragmentLogFileSize` configuration parameter.

The size of each of the four redo log parts is `NoOfFragmentLogFiles * FragmentLogFileSize`. You can find out how much space the redo log is using with `DUMP 2398` or `DUMP 2399`.

- `DBDIH`: This directory contains the file `PX.sysfile`, which records information such as the last GCI, restart status, and node group membership of each node; its structure is defined in `storage/ndb/src/kernel/blocks/dbdih/Sysfile.hpp` in the NDB Cluster source tree. In addition, the `SX.FragList` files keep records of the fragments belonging to each table.

The format used for the `sysfile` was updated from version 1 to version 2 in NDB 8.0.

- `LCP`: When using full local checkpoints (LCPs), this directory holds 2 subdirectories, named `0` and `1`, each of which which contain local checkpoint data files, one per local checkpoint. In NDB 7.6 (and later), when using partial LCPs (`EnablePartialLcp` set to `true`), there can be as many as 2064 subdirectories under `LCP`, named `0`, `1`, `2`, ..., `2063`, with a data file stored in each one. These directories are created as needed, in sequential order; for example, if the last data file used in the previous partial LCP was numbered 61 (in `LCP/61`), the next partial LCP data file is created in `LCP/62`.

These subdirectories each contain a number of files whose names follow the pattern `TNFM.Data`, where `N` is a table ID and `M` is a fragment number. Each data node typically has one primary fragment and one backup fragment. This means that, for an NDB Cluster having 2 data nodes, and with `NoOfReplicas` equal to 2, `M` is either 0 or 1. For a 4-node cluster with `NoOfReplicas` equal to 2, `M` is either 0 or 2 on node group 1, and either 1 or 3 on node group 2.

For a partial local checkpoint, a single data file is normally used, but when more than 12.5% of the table rows stored are to be checkpointed up to 8 data files can be used for each LCP. Altogether, there can be from 1 to 2048 data files at any given time.

When using `ndbmt` there may be more than one primary fragment per node. In this case, `M` is a number in the range of 0 to the number of LQH worker threads in the entire cluster, less 1. The number of fragments on each data node is equal to the number of LQH on that node times `NoOfReplicas`.

**Note**

Increasing `MaxNoOfExecutionThreads` does not change the number of fragments used by existing tables; only newly-created tables automatically use the new fragment count. To force the new fragment count to be used by an existing table after increasing `MaxNoOfExecutionThreads`, you must perform an `ALTER TABLE ... REORGANIZE PARTITION` statement (just as when adding new node groups).

- `LG`: Default location for Disk Data undo log files. See [Section 1.1.4, “Files Used by NDB Cluster Disk Data Tables”](#), [NDB Cluster Disk Data Tables](#), and [CREATE LOGFILE GROUP Statement](#), for more information.
- `TS`: Default location for Disk Data tablespace data files. See [Section 1.1.4, “Files Used by NDB Cluster Disk Data Tables”](#), [NDB Cluster Disk Data Tables](#), and [CREATE TABLESPACE Statement](#), for more information.

## 1.1.3 NDB Cluster Data Node Backup Data Directory

NDB Cluster creates backup files in the directory specified by the `BackupDataDir` configuration parameter, as discussed in [Using The NDB Cluster Management Client to Create a Backup](#).

See [NDB Cluster Backup Concepts](#), for information about the files created when a backup is performed.

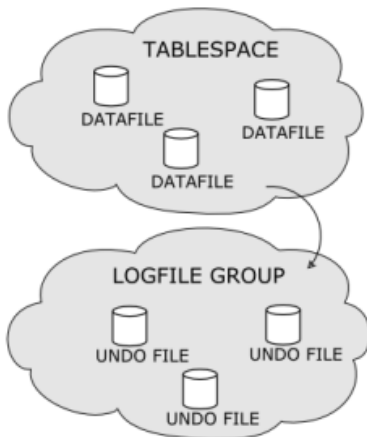
## 1.1.4 Files Used by NDB Cluster Disk Data Tables

NDB Cluster Disk Data files are created (or dropped) by the user by means of SQL statements intended specifically for this purpose. Such files include the following:

- One or more *undo log files* associated with a *log file group*
- One or more *data files* associated with a *tablespace* that uses the logfile group for undo logging

Both undo log files and data files are created in the data node file system directory of each data node (see [Section 1.1.2, “NDB Cluster Data Node File System Directory”](#)). The relationship of these files with their log file group and tablespace are shown in the following diagram:

**Figure 1.1 NDB Cluster Disk Data Files (Tablespace, Data files; Log file Group, Undo Files)**



Disk Data files and the SQL statements used to create and drop them are discussed in depth in [NDB Cluster Disk Data Tables](#).

## 1.2 NDB Cluster Management Node File System

The files used by an NDB Cluster management node are discussed in [ndb\\_mgmd — The NDB Cluster Management Server Daemon](#).

---

# Chapter 2 NDB Cluster Management Client DUMP Commands

## Table of Contents

- 2.1 DUMP 1 ..... 9
- 2.2 DUMP 13 ..... 11
- 2.3 DUMP 14 ..... 12
- 2.4 DUMP 15 ..... 12
- 2.5 DUMP 16 ..... 12
- 2.6 DUMP 17 ..... 12
- 2.7 DUMP 18 ..... 13
- 2.8 DUMP 19 ..... 14
- 2.9 DUMP 20 ..... 14
- 2.10 DUMP 21 ..... 14
- 2.11 DUMP 22 ..... 15
- 2.12 DUMP 23 ..... 15
- 2.13 DUMP 24 ..... 16
- 2.14 DUMP 25 ..... 17
- 2.15 DUMP 70 ..... 17
- 2.16 DUMP 400 ..... 17
- 2.17 DUMP 401 ..... 18
- 2.18 DUMP 402 ..... 19
- 2.19 DUMP 403 ..... 19
- 2.20 DUMP 406 ..... 20
- 2.21 DUMP 502 ..... 20
- 2.22 DUMP 503 ..... 20
- 2.23 DUMP 504 ..... 21
- 2.24 DUMP 505 ..... 21
- 2.25 DUMP 506 ..... 21
- 2.26 DUMP 908 ..... 22
- 2.27 DUMP 935 ..... 22
- 2.28 DUMP 1000 ..... 22
- 2.29 DUMP 1001 ..... 23
- 2.30 DUMP 1223 ..... 23
- 2.31 DUMP 1224 ..... 23
- 2.32 DUMP 1225 ..... 24
- 2.33 DUMP 1226 ..... 24
- 2.34 DUMP 1228 ..... 24
- 2.35 DUMP 1229 ..... 25
- 2.36 DUMP 1332 ..... 25
- 2.37 DUMP 1333 ..... 26
- 2.38 DUMP 2300 ..... 27
- 2.39 DUMP 2301 ..... 27
- 2.40 DUMP 2302 ..... 28
- 2.41 DUMP 2303 ..... 29
- 2.42 DUMP 2304 ..... 29
- 2.43 DUMP 2305 ..... 32
- 2.44 DUMP 2308 ..... 32
- 2.45 DUMP 2315 ..... 32
- 2.46 DUMP 2350 ..... 32
- 2.47 DUMP 2352 ..... 34

---

2.48 DUMP 2353 .....	34
2.49 DUMP 2354 .....	35
2.50 DUMP 2355 .....	35
2.51 DUMP 2356 .....	35
2.52 DUMP 2357 .....	36
2.53 DUMP 2398 .....	36
2.54 DUMP 2399 .....	37
2.55 DUMP 2400 .....	38
2.56 DUMP 2401 .....	38
2.57 DUMP 2402 .....	39
2.58 DUMP 2403 .....	39
2.59 DUMP 2404 .....	40
2.60 DUMP 2405 .....	40
2.61 DUMP 2406 .....	40
2.62 DUMP 2500 .....	41
2.63 DUMP 2501 .....	42
2.64 DUMP 2502 .....	42
2.65 DUMP 2503 (OBSOLETE) .....	43
2.66 DUMP 2504 .....	44
2.67 DUMP 2505 .....	45
2.68 DUMP 2506 (OBSOLETE) .....	45
2.69 DUMP 2507 .....	46
2.70 DUMP 2508 .....	46
2.71 DUMP 2512 .....	46
2.72 DUMP 2513 .....	47
2.73 DUMP 2514 .....	47
2.74 DUMP 2515 .....	48
2.75 DUMP 2516 .....	48
2.76 DUMP 2517 .....	48
2.77 DUMP 2550 .....	49
2.78 DUMP 2553 .....	49
2.79 DUMP 2554 .....	50
2.80 DUMP 2555 .....	50
2.81 DUMP 2556 .....	50
2.82 DUMP 2557 .....	51
2.83 DUMP 2600 .....	51
2.84 DUMP 2601 .....	52
2.85 DUMP 2602 .....	52
2.86 DUMP 2603 .....	52
2.87 DUMP 2604 .....	52
2.88 DUMP 2605 .....	53
2.89 DUMP 2606 .....	53
2.90 DUMP 2607 .....	54
2.91 DUMP 2608 .....	54
2.92 DUMP 2609 .....	54
2.93 DUMP 2610 .....	55
2.94 DUMP 2611 .....	55
2.95 DUMP 2612 .....	56
2.96 DUMP 4000 .....	56
2.97 DUMP 4001 .....	56
2.98 DUMP 5900 .....	56
2.99 DUMP 7000 .....	57
2.100 DUMP 7001 .....	57
2.101 DUMP 7002 .....	57



---

2.102 DUMP 7003 .....	58
2.103 DUMP 7004 .....	58
2.104 DUMP 7005 .....	58
2.105 DUMP 7006 .....	58
2.106 DUMP 7007 .....	59
2.107 DUMP 7008 .....	59
2.108 DUMP 7009 .....	59
2.109 DUMP 7010 .....	60
2.110 DUMP 7011 .....	60
2.111 DUMP 7012 .....	61
2.112 DUMP 7013 .....	61
2.113 DUMP 7014 .....	62
2.114 DUMP 7015 .....	62
2.115 DUMP 7016 .....	63
2.116 DUMP 7017 .....	64
2.117 DUMP 7018 .....	64
2.118 DUMP 7019 .....	64
2.119 DUMP 7020 .....	65
2.120 DUMP 7021 .....	65
2.121 DUMP 7022 .....	67
2.122 DUMP 7023 .....	67
2.123 DUMP 7024 .....	68
2.124 DUMP 7026 .....	68
2.125 DUMP 7027 .....	68
2.126 DUMP 7032 .....	69
2.127 DUMP 7033 .....	69
2.128 DUMP 7034 .....	69
2.129 DUMP 7080 .....	70
2.130 DUMP 7090 .....	70
2.131 DUMP 7099 .....	71
2.132 DUMP 8004 .....	71
2.133 DUMP 8005 .....	71
2.134 DUMP 8010 .....	72
2.135 DUMP 8011 .....	72
2.136 DUMP 8013 .....	73
2.137 DUMP 9800 .....	73
2.138 DUMP 9801 .....	74
2.139 DUMP 9988 .....	74
2.140 DUMP 9989 .....	74
2.141 DUMP 9992 .....	74
2.142 DUMP 9993 .....	74
2.143 DUMP 10000 .....	75
2.144 DUMP 10001 .....	75
2.145 DUMP 10002 .....	75
2.146 DUMP 10003 .....	75
2.147 DUMP 11000 .....	76
2.148 DUMP 11001 .....	76
2.149 DUMP 12001 .....	76
2.150 DUMP 12002 .....	76
2.151 DUMP 12009 .....	77
2.152 DUMP 103003 .....	77
2.153 DUMP 103004 .....	78
2.154 DUMP 103005 .....	78
2.155 DUMP 13000 .....	79

2.156 DUMP 130001 .....	79
2.157 DUMP 13002 .....	79
2.158 DUMP 13003 .....	80
2.159 DUMP 14000 .....	80
2.160 DUMP 14001 .....	80
2.161 DUMP 14002 .....	81
2.162 DUMP 14003 .....	88
2.163 DUMP 30000 .....	89
2.164 DUMP 100000 .....	89
2.165 DUMP 100001 .....	89
2.166 DUMP 100002 .....	89
2.167 DUMP 100003 .....	90
2.168 DUMP 100004 .....	90
2.169 DUMP 100005 .....	90
2.170 DUMP 100006 .....	90
2.171 DUMP 100007 .....	91
2.172 DUMP 100999 .....	91
2.173 DUMP 101000 .....	91
2.174 DUMP 101999 .....	92
2.175 DUMP 102000 .....	92
2.176 DUMP 102999 .....	92
2.177 DUMP 103000 .....	92
2.178 DUMP 103001 .....	93
2.179 DUMP 103002 .....	93
2.180 DUMP 104000 .....	94
2.181 DUMP 104001 .....	94
2.182 DUMP 104002 .....	94
2.183 DUMP 104003 .....	94
2.184 DUMP 104004 .....	95



### Warning

*Never use these commands on a production NDB Cluster except under the express direction of MySQL Technical Support. Oracle will not be held responsible for adverse results arising from their use under any other circumstances!*

`DUMP` commands can be used in the `NDB` management client (`ndb_mgm`) to dump debugging information to the cluster log. They are documented here, rather than in the *MySQL Manual*, for the following reasons:

- They are intended only for use in troubleshooting, debugging, and similar activities by MySQL developers, QA, and support personnel.
- Due to the way in which `DUMP` commands interact with memory, they can cause a running NDB Cluster to malfunction or even to fail completely when used.
- The formats, arguments, and even availability of these commands are not guaranteed to be stable. *All of this information is subject to change at any time without prior notice.*
- For the preceding reasons, `DUMP` commands are neither intended nor warranted for use in a production environment by end-users.

General syntax:

```
ndb_mgm> node_id DUMP code [arguments]
```

This causes the contents of one or more [NDB](#) registers on the node with ID `node_id` to be dumped to the cluster log. The registers affected are determined by the value of `code`. Some (but not all) [DUMP](#) commands accept additional `arguments`; these are noted and described where applicable.

Individual [DUMP](#) commands are listed by their `code` values in the sections that follow.

Each listing includes the following information:

- The `code` value
- The relevant [NDB](#) kernel block or blocks (see [Chapter 4, NDB Kernel Blocks](#), for information about these)
- The [DUMP](#) code symbol where defined; if undefined, this is indicated using a triple dash: `---`.
- Sample output; unless otherwise stated, it is assumed that each [DUMP](#) command is invoked as shown here:

```
ndb_mgm> 2 DUMP code
```

Generally, this is from the cluster log; in some cases, where the output may be generated in the node log instead, this is indicated. Where the [DUMP](#) command produces errors, the output is generally taken from the error log.

- Where applicable, additional information such as possible extra `arguments`, warnings, state or other values returned in the [DUMP](#) command' output, and so on. Otherwise its absence is indicated with "[N/A]".



#### Note

[DUMP](#) command codes are not necessarily defined sequentially. For example, codes 2 through 12 are currently undefined, and so are not listed. However, individual [DUMP](#) code values are subject to change, and there is no guarantee that a given code value will continue to be defined for the same purpose (or defined at all, or undefined) over time.

There is also no guarantee that a given [DUMP](#) code—even if currently undefined—will not have serious consequences when used on a running [NDB Cluster](#).

For information concerning other `ndb_mgm` client commands, see [Commands in the NDB Cluster Management Client](#).



#### Note

[DUMP](#) codes in the following ranges are currently unused and thus unsupported:

- 3000 to 5000
- 6000 to 7000
- 13000 and higher

## 2.1 DUMP 1

Code	1
Symbol	---
Kernel Block	<a href="#">QMGR</a>

## DUMP 1

**Description.** Dumps information about cluster start Phase 1 variables (see [Section 5.4, "STOR Phase 1"](#)).

### Sample Output.

```
2014-10-13 20:54:29 [MgmtSrvr] INFO      -- Node 5: creadyDistCom = 1, cpresident = 5
2014-10-13 20:54:29 [MgmtSrvr] INFO      -- Node 5: cpresidentAlive = 1, cpresidentCand = 5 (gci: 254325)
2014-10-13 20:54:29 [MgmtSrvr] INFO      -- Node 5: ctoStatus = 0
2014-10-13 20:54:29 [MgmtSrvr] INFO      -- Node 5: Node 1: ZAPI_INACTIVE(7)
2014-10-13 20:54:29 [MgmtSrvr] INFO      -- Node 5: Node 2: ZAPI_INACTIVE(7)
2014-10-13 20:54:29 [MgmtSrvr] INFO      -- Node 5: Node 3: ZAPI_INACTIVE(7)
2014-10-13 20:54:29 [MgmtSrvr] INFO      -- Node 5: Node 4: ZAPI_INACTIVE(7)
2014-10-13 20:54:29 [MgmtSrvr] INFO      -- Node 5: Node 5: ZRUNNING(3)
2014-10-13 20:54:29 [MgmtSrvr] INFO      -- Node 5: Node 6: ZRUNNING(3)
2014-10-13 20:54:29 [MgmtSrvr] INFO      -- Node 5: Node 7: ZAPI_INACTIVE(7)
2014-10-13 20:54:29 [MgmtSrvr] INFO      -- Node 5: Node 8: ZAPI_INACTIVE(7)
2014-10-13 20:54:29 [MgmtSrvr] INFO      -- Node 5: Node 9: ZAPI_INACTIVE(7)
2014-10-13 20:54:29 [MgmtSrvr] INFO      -- Node 5: Node 10: ZAPI_INACTIVE(7)
2014-10-13 20:54:29 [MgmtSrvr] INFO     -- Node 5: Node 11: ZAPI_INACTIVE(7)
2014-10-13 20:54:29 [MgmtSrvr] INFO     -- Node 5: Node 12: ZAPI_INACTIVE(7)
2014-10-13 20:54:29 [MgmtSrvr] INFO     -- Node 5: Node 13: ZAPI_INACTIVE(7)
2014-10-13 20:54:29 [MgmtSrvr] INFO     -- Node 5: Node 14: ZAPI_INACTIVE(7)
2014-10-13 20:54:29 [MgmtSrvr] INFO     -- Node 5: Node 15: ZAPI_INACTIVE(7)
2014-10-13 20:54:29 [MgmtSrvr] INFO     -- Node 5: Node 16: ZAPI_INACTIVE(7)
2014-10-13 20:54:29 [MgmtSrvr] INFO     -- Node 5: Node 17: ZAPI_INACTIVE(7)
2014-10-13 20:54:29 [MgmtSrvr] INFO     -- Node 5: Node 18: ZAPI_INACTIVE(7)
2014-10-13 20:54:29 [MgmtSrvr] INFO     -- Node 5: Node 19: ZAPI_INACTIVE(7)
2014-10-13 20:54:29 [MgmtSrvr] INFO     -- Node 5: Node 20: ZAPI_INACTIVE(7)
2014-10-13 20:54:29 [MgmtSrvr] INFO     -- Node 5: Node 21: ZAPI_INACTIVE(7)
2014-10-13 20:54:29 [MgmtSrvr] INFO     -- Node 5: Node 22: ZAPI_INACTIVE(7)
2014-10-13 20:54:29 [MgmtSrvr] INFO     -- Node 5: Node 23: ZAPI_INACTIVE(7)
2014-10-13 20:54:29 [MgmtSrvr] INFO     -- Node 5: Node 24: ZAPI_INACTIVE(7)
2014-10-13 20:54:29 [MgmtSrvr] INFO     -- Node 5: Node 25: ZAPI_INACTIVE(7)
2014-10-13 20:54:29 [MgmtSrvr] INFO     -- Node 5: Node 26: ZAPI_INACTIVE(7)
2014-10-13 20:54:29 [MgmtSrvr] INFO     -- Node 5: Node 27: ZAPI_INACTIVE(7)
2014-10-13 20:54:29 [MgmtSrvr] INFO     -- Node 5: Node 28: ZAPI_INACTIVE(7)
2014-10-13 20:54:29 [MgmtSrvr] INFO     -- Node 5: Node 29: ZAPI_INACTIVE(7)
2014-10-13 20:54:29 [MgmtSrvr] INFO     -- Node 5: Node 30: ZAPI_INACTIVE(7)
2014-10-13 20:54:29 [MgmtSrvr] INFO     -- Node 5: Node 31: ZAPI_INACTIVE(7)
2014-10-13 20:54:29 [MgmtSrvr] INFO     -- Node 5: Node 32: ZAPI_INACTIVE(7)
2014-10-13 20:54:29 [MgmtSrvr] INFO     -- Node 5: Node 33: ZAPI_INACTIVE(7)
2014-10-13 20:54:29 [MgmtSrvr] INFO     -- Node 5: Node 34: ZAPI_INACTIVE(7)
2014-10-13 20:54:29 [MgmtSrvr] INFO     -- Node 5: Node 35: ZAPI_INACTIVE(7)
2014-10-13 20:54:29 [MgmtSrvr] INFO     -- Node 5: Node 36: ZAPI_INACTIVE(7)
2014-10-13 20:54:29 [MgmtSrvr] INFO     -- Node 5: Node 37: ZAPI_INACTIVE(7)
2014-10-13 20:54:29 [MgmtSrvr] INFO     -- Node 5: Node 38: ZAPI_INACTIVE(7)
2014-10-13 20:54:29 [MgmtSrvr] INFO     -- Node 5: Node 39: ZAPI_INACTIVE(7)
2014-10-13 20:54:29 [MgmtSrvr] INFO     -- Node 5: Node 40: ZAPI_INACTIVE(7)
2014-10-13 20:54:29 [MgmtSrvr] INFO     -- Node 5: Node 41: ZAPI_INACTIVE(7)
2014-10-13 20:54:29 [MgmtSrvr] INFO     -- Node 5: Node 42: ZAPI_INACTIVE(7)
2014-10-13 20:54:29 [MgmtSrvr] INFO     -- Node 5: Node 43: ZAPI_INACTIVE(7)
2014-10-13 20:54:29 [MgmtSrvr] INFO     -- Node 5: Node 44: ZAPI_INACTIVE(7)
2014-10-13 20:54:29 [MgmtSrvr] INFO     -- Node 5: Node 45: ZAPI_INACTIVE(7)
2014-10-13 20:54:29 [MgmtSrvr] INFO     -- Node 5: Node 46: ZAPI_INACTIVE(7)
2014-10-13 20:54:29 [MgmtSrvr] INFO     -- Node 5: Node 47: ZAPI_INACTIVE(7)
2014-10-13 20:54:29 [MgmtSrvr] INFO     -- Node 5: Node 48: ZAPI_INACTIVE(7)
2014-10-13 20:54:29 [MgmtSrvr] INFO     -- Node 6: creadyDistCom = 1, cpresident = 5
2014-10-13 20:54:29 [MgmtSrvr] INFO     -- Node 6: cpresidentAlive = 0, cpresidentCand = 5 (gci: 254325)
2014-10-13 20:54:29 [MgmtSrvr] INFO     -- Node 6: ctoStatus = 0
2014-10-13 20:54:29 [MgmtSrvr] INFO     -- Node 6: Node 1: ZAPI_INACTIVE(7)
2014-10-13 20:54:29 [MgmtSrvr] INFO     -- Node 6: Node 2: ZAPI_INACTIVE(7)
```

## DUMP 13

```
2014-10-13 20:54:29 [MgmtSrvr] INFO -- Node 6: Node 3: ZAPI_INACTIVE(7)
2014-10-13 20:54:29 [MgmtSrvr] INFO -- Node 6: Node 4: ZAPI_INACTIVE(7)
2014-10-13 20:54:29 [MgmtSrvr] INFO -- Node 6: Node 5: ZRUNNING(3)
2014-10-13 20:54:29 [MgmtSrvr] INFO -- Node 6: Node 6: ZRUNNING(3)
2014-10-13 20:54:29 [MgmtSrvr] INFO -- Node 6: Node 7: ZAPI_INACTIVE(7)
2014-10-13 20:54:29 [MgmtSrvr] INFO -- Node 6: Node 8: ZAPI_INACTIVE(7)
2014-10-13 20:54:29 [MgmtSrvr] INFO -- Node 6: Node 9: ZAPI_INACTIVE(7)
2014-10-13 20:54:29 [MgmtSrvr] INFO -- Node 6: Node 10: ZAPI_INACTIVE(7)
2014-10-13 20:54:29 [MgmtSrvr] INFO -- Node 6: Node 11: ZAPI_INACTIVE(7)
2014-10-13 20:54:29 [MgmtSrvr] INFO -- Node 6: Node 12: ZAPI_INACTIVE(7)
2014-10-13 20:54:29 [MgmtSrvr] INFO -- Node 6: Node 13: ZAPI_INACTIVE(7)
2014-10-13 20:54:29 [MgmtSrvr] INFO -- Node 6: Node 14: ZAPI_INACTIVE(7)
2014-10-13 20:54:29 [MgmtSrvr] INFO -- Node 6: Node 15: ZAPI_INACTIVE(7)
2014-10-13 20:54:29 [MgmtSrvr] INFO -- Node 6: Node 16: ZAPI_INACTIVE(7)
2014-10-13 20:54:29 [MgmtSrvr] INFO -- Node 6: Node 17: ZAPI_INACTIVE(7)
2014-10-13 20:54:29 [MgmtSrvr] INFO -- Node 6: Node 18: ZAPI_INACTIVE(7)
2014-10-13 20:54:29 [MgmtSrvr] INFO -- Node 6: Node 19: ZAPI_INACTIVE(7)
2014-10-13 20:54:29 [MgmtSrvr] INFO -- Node 6: Node 20: ZAPI_INACTIVE(7)
2014-10-13 20:54:29 [MgmtSrvr] INFO -- Node 6: Node 21: ZAPI_INACTIVE(7)
2014-10-13 20:54:29 [MgmtSrvr] INFO -- Node 6: Node 22: ZAPI_INACTIVE(7)
2014-10-13 20:54:29 [MgmtSrvr] INFO -- Node 6: Node 23: ZAPI_INACTIVE(7)
2014-10-13 20:54:29 [MgmtSrvr] INFO -- Node 6: Node 24: ZAPI_INACTIVE(7)
2014-10-13 20:54:29 [MgmtSrvr] INFO -- Node 6: Node 25: ZAPI_INACTIVE(7)
2014-10-13 20:54:29 [MgmtSrvr] INFO -- Node 6: Node 26: ZAPI_INACTIVE(7)
2014-10-13 20:54:29 [MgmtSrvr] INFO -- Node 6: Node 27: ZAPI_INACTIVE(7)
2014-10-13 20:54:29 [MgmtSrvr] INFO -- Node 6: Node 28: ZAPI_INACTIVE(7)
2014-10-13 20:54:29 [MgmtSrvr] INFO -- Node 6: Node 29: ZAPI_INACTIVE(7)
2014-10-13 20:54:29 [MgmtSrvr] INFO -- Node 6: Node 30: ZAPI_INACTIVE(7)
2014-10-13 20:54:29 [MgmtSrvr] INFO -- Node 6: Node 31: ZAPI_INACTIVE(7)
2014-10-13 20:54:29 [MgmtSrvr] INFO -- Node 6: Node 32: ZAPI_INACTIVE(7)
2014-10-13 20:54:29 [MgmtSrvr] INFO -- Node 6: Node 33: ZAPI_INACTIVE(7)
2014-10-13 20:54:29 [MgmtSrvr] INFO -- Node 6: Node 34: ZAPI_INACTIVE(7)
2014-10-13 20:54:29 [MgmtSrvr] INFO -- Node 6: Node 35: ZAPI_INACTIVE(7)
2014-10-13 20:54:29 [MgmtSrvr] INFO -- Node 6: Node 36: ZAPI_INACTIVE(7)
2014-10-13 20:54:29 [MgmtSrvr] INFO -- Node 6: Node 37: ZAPI_INACTIVE(7)
2014-10-13 20:54:29 [MgmtSrvr] INFO -- Node 6: Node 38: ZAPI_INACTIVE(7)
2014-10-13 20:54:29 [MgmtSrvr] INFO -- Node 6: Node 39: ZAPI_INACTIVE(7)
2014-10-13 20:54:29 [MgmtSrvr] INFO -- Node 6: Node 40: ZAPI_INACTIVE(7)
2014-10-13 20:54:29 [MgmtSrvr] INFO -- Node 6: Node 41: ZAPI_INACTIVE(7)
2014-10-13 20:54:29 [MgmtSrvr] INFO -- Node 6: Node 42: ZAPI_INACTIVE(7)
2014-10-13 20:54:29 [MgmtSrvr] INFO -- Node 6: Node 43: ZAPI_INACTIVE(7)
2014-10-13 20:54:29 [MgmtSrvr] INFO -- Node 6: Node 44: ZAPI_INACTIVE(7)
2014-10-13 20:54:29 [MgmtSrvr] INFO -- Node 6: Node 45: ZAPI_INACTIVE(7)
2014-10-13 20:54:29 [MgmtSrvr] INFO -- Node 6: Node 46: ZAPI_INACTIVE(7)
2014-10-13 20:54:29 [MgmtSrvr] INFO -- Node 6: Node 47: ZAPI_INACTIVE(7)
2014-10-13 20:54:29 [MgmtSrvr] INFO -- Node 6: Node 48: ZAPI_INACTIVE(7)
```

**Additional Information.** [N/A]

## 2.2 DUMP 13

Code 13  
Symbol ---  
Kernel Blocks CMVMI, NDBCNTR

**Description.** Dump signal counter and start phase information.

### Sample Output.

```
2014-10-13 20:56:33 [MgmtSrvr] INFO -- Node 5: Cntr: cstartPhase = 9, cinternalStartphase = 8, block =
2014-10-13 20:56:33 [MgmtSrvr] INFO -- Node 5: Cntr: cmasterNodeId = 5
2014-10-13 20:56:33 [MgmtSrvr] INFO -- Node 6: Cntr: cstartPhase = 9, cinternalStartphase = 8, block =
2014-10-13 20:56:33 [MgmtSrvr] INFO -- Node 6: Cntr: cmasterNodeId = 5
```

**Additional Information.** [N/A]

## 2.3 DUMP 14

Code 14  
 Symbol [CommitAckMarkersSize](#)  
 Kernel Blocks [DBLQH](#), [DBTC](#)

**Description.** Dumps free size in [commitAckMarkerPool](#).

### Sample Output.

```
2014-10-13 20:58:11 [MgmtSrvr] INFO -- Node 5: LQH: m_commitAckMarkerPool: 36094 free size: 36094
2014-10-13 20:58:11 [MgmtSrvr] INFO -- Node 6: LQH: m_commitAckMarkerPool: 36094 free size: 36094
```

**Additional Information.** [N/A]

## 2.4 DUMP 15

Code 15  
 Symbol [CommitAckMarkersDump](#)  
 Kernel Blocks [DBLQH](#), [DBTC](#)

**Description.** Dumps information in [commitAckMarkerPool](#).

### Sample Output.

```
2014-10-13 20:58:11 [MgmtSrvr] INFO -- Node 5: LQH: m_commitAckMarkerPool: 36094 free size: 36094
2014-10-13 20:58:11 [MgmtSrvr] INFO -- Node 6: LQH: m_commitAckMarkerPool: 36094 free size: 36094
```

**Additional Information.** [N/A]

## 2.5 DUMP 16

Code 16  
 Symbol [DihDumpNodeRestartInfo](#)  
 Kernel Block [DBDIH](#)

**Description.** Provides node restart information.

### Sample Output.

```
2014-10-13 21:01:19 [MgmtSrvr] INFO -- Node 5: c_nodeStartMaster.blockGcp = 0, c_nodeStartMaster.wait = 0
2014-10-13 21:01:19 [MgmtSrvr] INFO -- Node 5: [ 0 : cfirstVerifyQueue = 0 clastVerifyQueue = 0 sz: 8193]
2014-10-13 21:01:19 [MgmtSrvr] INFO -- Node 5: cgcpOrderBlocked = 0
2014-10-13 21:01:19 [MgmtSrvr] INFO -- Node 6: c_nodeStartMaster.blockGcp = 0, c_nodeStartMaster.wait = 0
2014-10-13 21:01:19 [MgmtSrvr] INFO -- Node 6: [ 0 : cfirstVerifyQueue = 0 clastVerifyQueue = 0 sz: 8193]
2014-10-13 21:01:19 [MgmtSrvr] INFO -- Node 6: cgcpOrderBlocked = 0
```

**Additional Information.** [N/A]

## 2.6 DUMP 17

Code 17

Symbol `DihDumpNodeStatusInfo`

Kernel Block `DBDIH`

**Description.** Dumps node status.

**Sample Output.**

```
2014-10-13 21:02:28 [MgmtSrvr] INFO -- Node 5: Printing nodeStatus of all nodes
2014-10-13 21:02:28 [MgmtSrvr] INFO -- Node 5: Node = 5 has status = 1
2014-10-13 21:02:28 [MgmtSrvr] INFO -- Node 5: Node = 6 has status = 1
2014-10-13 21:02:28 [MgmtSrvr] INFO -- Node 6: Printing nodeStatus of all nodes
2014-10-13 21:02:28 [MgmtSrvr] INFO -- Node 6: Node = 5 has status = 1
2014-10-13 21:02:28 [MgmtSrvr] INFO -- Node 6: Node = 6 has status = 1
```

**Additional Information.** Possible node status values are shown in the following table:

**Table 2.1 Node status values and names**

Value	Name
0	NOT_IN_CLUSTER
1	ALIVE
2	STARTING
3	DIED_NOW
4	DYING
5	DEAD

## 2.7 DUMP 18

Code `18`

Symbol `DihPrintFragmentation`

Kernel Block `DBDIH`

**Description.** Prints one entry per table fragment; lists the table number, fragment number, log part ID, and the IDs of the nodes handling the primary and secondary fragment replicas of this fragment. Must be invoked as `ALL DUMP 18`.

**Sample Output.**

```
Node 5: Printing nodegroups --
Node 5: NG 0(0) ref: 4 [ cnt: 2 : 5 6 4294967040 4294967040 ]
Node 5: Printing fragmentation of all tables --
Node 5: Table 2 Fragment 0(1) LP: 0 - 5 6
Node 5: Table 2 Fragment 1(1) LP: 0 - 6 5
Node 5: Table 3 Fragment 0(2) LP: 1 - 5 6
Node 5: Table 3 Fragment 1(2) LP: 1 - 6 5
Node 6: Printing nodegroups --
Node 6: NG 0(0) ref: 4 [ cnt: 2 : 5 6 4294967040 4294967040 ]
Node 6: Printing fragmentation of all tables --
Node 6: Table 2 Fragment 0(1) LP: 0 - 5 6
Node 6: Table 2 Fragment 1(1) LP: 0 - 6 5
Node 6: Table 3 Fragment 0(2) LP: 1 - 5 6
Node 6: Table 3 Fragment 1(2) LP: 1 - 6 5
```

**Additional Information.** [N/A]

## 2.8 DUMP 19

Code	19
Symbol	<a href="#">DihPrintOneFragmentation</a>
Kernel Block	<a href="#">DBDIH</a>

**Description.** Should print information about one fragment, but actually causes node failure.

## 2.9 DUMP 20

Code	20
Symbol	---
Kernel Block	<a href="#">BACKUP</a>

**Description.** Prints the values of [BackupDataBufferSize](#), [BackupLogBufferSize](#), [BackupWriteSize](#), and [BackupMaxWriteSize](#)

### Sample Output.

```
2014-10-13 21:04:13 [MgmtSrvr] INFO      -- Node 5: Backup: data: 17039872 log: 17039872 min: 262144 max: 10485
2014-10-13 21:04:13 [MgmtSrvr] INFO      -- Node 6: Backup: data: 17039872 log: 17039872 min: 262144 max: 10485
```

**Additional Information.** This command can also be used to set these parameters, as in this example:

```
ndb_mgm> ALL DUMP 20 3 3 64 512
ALL DUMP 20 3 3 64 512
Sending dump signal with data:
0x00000014 0x00000003 0x00000003 0x00000040
0x00000200
Sending dump signal with data:
0x00000014 0x00000003 0x00000003 0x00000040
0x00000200
```

...

```
2014-10-13 21:05:52 [MgmtSrvr] INFO      -- Node 5: Backup: data: 3145728 log: 3145728 min: 65536 max: 524288
2014-10-13 21:05:52 [MgmtSrvr] INFO      -- Node 6: Backup: data: 3145728 log: 3145728 min: 65536 max: 524288
```



### Warning

You must set each of these parameters to the same value on all nodes; otherwise, subsequent issuing of a [START BACKUP](#) command crashes the cluster.

## 2.10 DUMP 21

Code	21
Symbol	---
Kernel Block	<a href="#">BACKUP</a>

**Description.** Sends a [GSN\\_BACKUP\\_REQ](#) signal to the node, causing that node to initiate a backup.

### Sample Output.

```
Node 2: Backup 1 started from node 2
Node 2: Backup 1 started from node 2 completed
```



```
StartGCP: 158515 StopGCP: 158518
#Records: 2061 #LogRecords: 0
Data: 35664 bytes Log: 0 bytes
```

**Additional Information.** [N/A]

## 2.11 DUMP 22

Code `22 backup_id`

Symbol `---`

Kernel Block `BACKUP`

**Description.** Sends a `GSN_FSREMOVEREQ` signal to the node. This should remove the backup having backup ID `backup_id` from the backup directory; *however, it actually causes the node to crash.*

**Sample Output.**

```
...
```

**Additional Information.** It appears that *any* invocation of `DUMP 22` causes the node or nodes to crash.

## 2.12 DUMP 23

Code `23`

Symbol `---`

Kernel Block `BACKUP`

**Description.** Dumps all backup records and file entries belonging to those records.



### Note

The example shows a single record with a single file only, but there may be multiple records and multiple file lines within each record.

**Sample Output.** With no backup in progress (`BackupRecord` shows as 0):

```
Node 2: BackupRecord 0: BackupId: 5 MasterRef: f70002 ClientRef: 0
Node 2: State: 2
Node 2: file 0: type: 3 flags: H'0
```

While a backup is in progress (`BackupRecord` is 1):

```
Node 2: BackupRecord 1: BackupId: 8 MasterRef: f40002 ClientRef: 80010001
Node 2: State: 1
Node 2: file 3: type: 3 flags: H'1
Node 2: file 2: type: 2 flags: H'1
Node 2: file 0: type: 1 flags: H'9
Node 2: BackupRecord 0: BackupId: 110 MasterRef: f70002 ClientRef: 0
Node 2: State: 2
Node 2: file 0: type: 3 flags: H'0
```

**Additional Information.** Possible `State` values are shown in the following table:

**Table 2.2 State values, the corresponding State, and a description of each State.**

Value	State	Description
0	<code>INITIAL</code>	...

Value	State	Description
1	DEFINING	Defining backup content and parameters
2	DEFINED	DEFINE_BACKUP_CONF signal sent by fragment replica, received by source
3	STARTED	Creating triggers
4	SCANNING	Scanning fragments
5	STOPPING	Closing files
6	CLEANING	Freeing resources
7	ABORTING	Aborting backup

Types are shown in the following table:

**Table 2.3 File type values and names**

Value	Name
1	CTL_FILE
2	LOG_FILE
3	DATA_FILE
4	LCP_FILE

Flags are shown in the following table:

**Table 2.4 Flag values and names**

Value	Name
0x01	BF_OPEN
0x02	BF_OPENING
0x04	BF_CLOSING
0x08	BF_FILE_THREAD
0x10	BF_SCAN_THREAD
0x20	BF_LCP_META

## 2.13 DUMP 24

Code 24  
Symbol ---  
Kernel Block BACKUP

**Description.** Prints backup record pool information.

**Sample Output.**

```
2014-10-13 21:11:31 [MgmtSrvr] INFO -- Node 5: Backup - dump pool sizes
2014-10-13 21:11:31 [MgmtSrvr] INFO -- Node 5: BackupPool: 2 BackupFilePool: 4 TablePool: 323
2014-10-13 21:11:31 [MgmtSrvr] INFO -- Node 5: AttrPool: 2 TriggerPool: 4 FragmentPool: 323
2014-10-13 21:11:31 [MgmtSrvr] INFO -- Node 5: PagePool: 1579
2014-10-13 21:11:31 [MgmtSrvr] INFO -- Node 6: Backup - dump pool sizes
2014-10-13 21:11:31 [MgmtSrvr] INFO -- Node 6: BackupPool: 2 BackupFilePool: 4 TablePool: 323
```

```
2014-10-13 21:11:31 [MgmtSrvr] INFO -- Node 6: AttrPool: 2 TriggerPool: 4 FragmentPool: 323
2014-10-13 21:11:31 [MgmtSrvr] INFO -- Node 6: PagePool: 1579
```

**Additional Information.** If 2424 is passed as an argument (for example, 2 DUMP 24 2424), this causes an LCP.

## 2.14 DUMP 25

Code 25

Symbol [NdbcntrTestStopOnError](#)

Kernel Block [NDBCNTR](#)

**Description.** Kills the data node or nodes.

**Sample Output.**

```
...
```

**Additional Information.** [N/A]

## 2.15 DUMP 70

Code 70

Symbol [NdbcntrStopNodes](#)

Kernel Block [NDBCNTR](#)

**Description.** Forces data node shutdown.

**Sample Output.**

```
...
```

**Additional Information.** [N/A]

## 2.16 DUMP 400

Code 400

Symbol [NdbfsDumpFileStat-](#)

Kernel Block [NDBFS](#)

**Description.** Provides [NDB](#) file system statistics.

**Sample Output.**

```
2014-10-13 21:16:26 [MgmtSrvr] INFO -- Node 5: NDBFS: Files: 28 Open files: 10
2014-10-13 21:16:26 [MgmtSrvr] INFO -- Node 5: Idle files: 18 Max opened files: 12
2014-10-13 21:16:26 [MgmtSrvr] INFO -- Node 5: Bound Threads: 28 (active 10) Unbound threads: 2
2014-10-13 21:16:26 [MgmtSrvr] INFO -- Node 5: Max files: 0
2014-10-13 21:16:26 [MgmtSrvr] INFO -- Node 5: Requests: 256
2014-10-13 21:16:26 [MgmtSrvr] INFO -- Node 6: NDBFS: Files: 28 Open files: 10
2014-10-13 21:16:26 [MgmtSrvr] INFO -- Node 6: Idle files: 18 Max opened files: 12
2014-10-13 21:16:26 [MgmtSrvr] INFO -- Node 6: Bound Threads: 28 (active 10) Unbound threads: 2
2014-10-13 21:16:26 [MgmtSrvr] INFO -- Node 6: Max files: 0
2014-10-13 21:16:26 [MgmtSrvr] INFO -- Node 6: Requests: 256
```

Additional Information. [N/A]

## 2.17 DUMP 401

Code 401  
 Symbol [NdbfsDumpAllFiles](#)  
 Kernel Block [NDBFS](#)

**Description.** Prints [NDB](#) file system file handles and states ([OPEN](#) or [CLOSED](#)).

### Sample Output.

```

2014-10-13 21:17:37 [MgmtSrvr] INFO -- Node 5: NDBFS: Dump all files: 28
2014-10-13 21:17:37 [MgmtSrvr] INFO -- Node 5: 0 (0x7f5aec0029f0): CLOSED
2014-10-13 21:17:37 [MgmtSrvr] INFO -- Node 5: 1 (0x7f5aec0100f0): CLOSED
2014-10-13 21:17:37 [MgmtSrvr] INFO -- Node 5: 2 (0x7f5aec01d780): CLOSED
2014-10-13 21:17:37 [MgmtSrvr] INFO -- Node 5: 3 (0x7f5aec02add0): CLOSED
2014-10-13 21:17:37 [MgmtSrvr] INFO -- Node 5: 4 (0x7f5aec0387f0): CLOSED
2014-10-13 21:17:37 [MgmtSrvr] INFO -- Node 5: 5 (0x7f5aec045e40): CLOSED
2014-10-13 21:17:37 [MgmtSrvr] INFO -- Node 5: 6 (0x7f5aec053490): CLOSED
2014-10-13 21:17:37 [MgmtSrvr] INFO -- Node 5: 7 (0x7f5aec060ae0): CLOSED
2014-10-13 21:17:37 [MgmtSrvr] INFO -- Node 5: 8 (0x7f5aec06e130): CLOSED
2014-10-13 21:17:37 [MgmtSrvr] INFO -- Node 5: 9 (0x7f5aec07b780): CLOSED
2014-10-13 21:17:37 [MgmtSrvr] INFO -- Node 5: 10 (0x7f5aec088dd0): CLOSED
2014-10-13 21:17:37 [MgmtSrvr] INFO -- Node 5: 11 (0x7f5aec0969f0): CLOSED
2014-10-13 21:17:37 [MgmtSrvr] INFO -- Node 5: 12 (0x7f5aec0a4040): CLOSED
2014-10-13 21:17:37 [MgmtSrvr] INFO -- Node 5: 13 (0x7f5aec0b1690): CLOSED
2014-10-13 21:17:37 [MgmtSrvr] INFO -- Node 5: 14 (0x7f5aec0bece0): CLOSED
2014-10-13 21:17:37 [MgmtSrvr] INFO -- Node 5: 15 (0x7f5aec0cc330): CLOSED
2014-10-13 21:17:37 [MgmtSrvr] INFO -- Node 5: 16 (0x7f5aec0d9980): CLOSED
2014-10-13 21:17:37 [MgmtSrvr] INFO -- Node 5: 17 (0x7f5aec0e6fd0): CLOSED
2014-10-13 21:17:37 [MgmtSrvr] INFO -- Node 5: 18 (0x7f5aec0f4620): OPEN
2014-10-13 21:17:37 [MgmtSrvr] INFO -- Node 5: 19 (0x7f5aec101c70): OPEN
2014-10-13 21:17:37 [MgmtSrvr] INFO -- Node 5: 20 (0x7f5aec10f2c0): OPEN
2014-10-13 21:17:37 [MgmtSrvr] INFO -- Node 5: 21 (0x7f5aec11c910): OPEN
2014-10-13 21:17:37 [MgmtSrvr] INFO -- Node 5: 22 (0x7f5aec129f60): OPEN
2014-10-13 21:17:37 [MgmtSrvr] INFO -- Node 5: 23 (0x7f5aec1375b0): OPEN
2014-10-13 21:17:37 [MgmtSrvr] INFO -- Node 5: 24 (0x7f5aec144c00): OPEN
2014-10-13 21:17:37 [MgmtSrvr] INFO -- Node 5: 25 (0x7f5aec152250): OPEN
2014-10-13 21:17:37 [MgmtSrvr] INFO -- Node 5: 26 (0x7f5aec15f8a0): OPEN
2014-10-13 21:17:37 [MgmtSrvr] INFO -- Node 5: 27 (0x7f5aec16cef0): OPEN
2014-10-13 21:17:37 [MgmtSrvr] INFO -- Node 6: NDBFS: Dump all files: 28
2014-10-13 21:17:37 [MgmtSrvr] INFO -- Node 6: 0 (0x7fa0300029f0): CLOSED
2014-10-13 21:17:37 [MgmtSrvr] INFO -- Node 6: 1 (0x7fa0300100f0): CLOSED
2014-10-13 21:17:37 [MgmtSrvr] INFO -- Node 6: 2 (0x7fa03001d780): CLOSED
2014-10-13 21:17:37 [MgmtSrvr] INFO -- Node 6: 3 (0x7fa03002add0): CLOSED
2014-10-13 21:17:37 [MgmtSrvr] INFO -- Node 6: 4 (0x7fa0300387f0): CLOSED
2014-10-13 21:17:37 [MgmtSrvr] INFO -- Node 6: 5 (0x7fa030045e40): CLOSED
2014-10-13 21:17:37 [MgmtSrvr] INFO -- Node 6: 6 (0x7fa030053490): CLOSED
2014-10-13 21:17:37 [MgmtSrvr] INFO -- Node 6: 7 (0x7fa030060ae0): CLOSED
2014-10-13 21:17:37 [MgmtSrvr] INFO -- Node 6: 8 (0x7fa03006e130): CLOSED
2014-10-13 21:17:37 [MgmtSrvr] INFO -- Node 6: 9 (0x7fa03007b780): CLOSED
2014-10-13 21:17:37 [MgmtSrvr] INFO -- Node 6: 10 (0x7fa030088dd0): CLOSED
2014-10-13 21:17:37 [MgmtSrvr] INFO -- Node 6: 11 (0x7fa0300969f0): CLOSED
2014-10-13 21:17:37 [MgmtSrvr] INFO -- Node 6: 12 (0x7fa0300a4040): CLOSED
2014-10-13 21:17:37 [MgmtSrvr] INFO -- Node 6: 13 (0x7fa0300b1690): CLOSED
2014-10-13 21:17:37 [MgmtSrvr] INFO -- Node 6: 14 (0x7fa0300bece0): CLOSED
2014-10-13 21:17:37 [MgmtSrvr] INFO -- Node 6: 15 (0x7fa0300cc330): CLOSED
2014-10-13 21:17:37 [MgmtSrvr] INFO -- Node 6: 16 (0x7fa0300d9980): CLOSED
2014-10-13 21:17:37 [MgmtSrvr] INFO -- Node 6: 17 (0x7fa0300e6fd0): CLOSED
2014-10-13 21:17:37 [MgmtSrvr] INFO -- Node 6: 18 (0x7fa0300f4620): OPEN
2014-10-13 21:17:37 [MgmtSrvr] INFO -- Node 6: 19 (0x7fa030101c70): OPEN
2014-10-13 21:17:37 [MgmtSrvr] INFO -- Node 6: 20 (0x7fa03010f2c0): OPEN

```

```

2014-10-13 21:17:37 [MgmtSrvr] INFO -- Node 6: 21 (0x7fa03011c910): OPEN
2014-10-13 21:17:37 [MgmtSrvr] INFO -- Node 6: 22 (0x7fa030129f60): OPEN
2014-10-13 21:17:37 [MgmtSrvr] INFO -- Node 6: 23 (0x7fa0301375b0): OPEN
2014-10-13 21:17:37 [MgmtSrvr] INFO -- Node 6: 24 (0x7fa030144c00): OPEN
2014-10-13 21:17:37 [MgmtSrvr] INFO -- Node 6: 25 (0x7fa030152250): OPEN
2014-10-13 21:17:37 [MgmtSrvr] INFO -- Node 6: 26 (0x7fa03015f8a0): OPEN
2014-10-13 21:17:37 [MgmtSrvr] INFO -- Node 6: 27 (0x7fa03016cef0): OPEN

```

**Additional Information.** [N/A]

## 2.18 DUMP 402

**Code** 402

**Symbol** [NdbfsDumpOpenFiles](#)

**Kernel Block** [NDBFS](#)

**Description.** Prints list of [NDB](#) file system open files.

### Sample Output.

```

Node 2: NDBFS: Dump open files: 10
Node 2: 0 (0x8792f70): /usr/local/mysql/cluster/ndb_2_fs/D1/DBDIH/P0.sysfile
Node 2: 1 (0x8794590): /usr/local/mysql/cluster/ndb_2_fs/D2/DBDIH/P0.sysfile
Node 2: 2 (0x878ed10): /usr/local/mysql/cluster/ndb_2_fs/D8/DBLQH/S0.FragLog
Node 2: 3 (0x8790330): /usr/local/mysql/cluster/ndb_2_fs/D9/DBLQH/S0.FragLog
Node 2: 4 (0x8791950): /usr/local/mysql/cluster/ndb_2_fs/D10/DBLQH/S0.FragLog
Node 2: 5 (0x8795da0): /usr/local/mysql/cluster/ndb_2_fs/D11/DBLQH/S0.FragLog
Node 2: 6 (0x8797358): /usr/local/mysql/cluster/ndb_2_fs/D8/DBLQH/S1.FragLog
Node 2: 7 (0x8798978): /usr/local/mysql/cluster/ndb_2_fs/D9/DBLQH/S1.FragLog
Node 2: 8 (0x8799f98): /usr/local/mysql/cluster/ndb_2_fs/D10/DBLQH/S1.FragLog
Node 2: 9 (0x879b5b8): /usr/local/mysql/cluster/ndb_2_fs/D11/DBLQH/S1.FragLog

```

**Additional Information.** [N/A]

## 2.19 DUMP 403

**Code** 403

**Symbol** [NdbfsDumpIdleFiles](#)

**Kernel Block** [NDBFS](#)

**Description.** Prints list of [NDB](#) file system idle file handles.

### Sample Output.

```

2014-10-13 21:18:48 [MgmtSrvr] INFO -- Node 5: NDBFS: Dump idle files: 18
2014-10-13 21:18:48 [MgmtSrvr] INFO -- Node 5: 0 (0x7f5aec0029f0): CLOSED
2014-10-13 21:18:48 [MgmtSrvr] INFO -- Node 5: 1 (0x7f5aec0100f0): CLOSED
2014-10-13 21:18:48 [MgmtSrvr] INFO -- Node 5: 2 (0x7f5aec01d780): CLOSED
2014-10-13 21:18:48 [MgmtSrvr] INFO -- Node 5: 3 (0x7f5aec02add0): CLOSED
2014-10-13 21:18:48 [MgmtSrvr] INFO -- Node 5: 4 (0x7f5aec0387f0): CLOSED
2014-10-13 21:18:48 [MgmtSrvr] INFO -- Node 5: 5 (0x7f5aec045e40): CLOSED
2014-10-13 21:18:48 [MgmtSrvr] INFO -- Node 5: 6 (0x7f5aec053490): CLOSED
2014-10-13 21:18:48 [MgmtSrvr] INFO -- Node 5: 7 (0x7f5aec060ae0): CLOSED
2014-10-13 21:18:48 [MgmtSrvr] INFO -- Node 5: 8 (0x7f5aec06e130): CLOSED
2014-10-13 21:18:48 [MgmtSrvr] INFO -- Node 5: 9 (0x7f5aec07b780): CLOSED
2014-10-13 21:18:48 [MgmtSrvr] INFO -- Node 5: 10 (0x7f5aec088dd0): CLOSED
2014-10-13 21:18:48 [MgmtSrvr] INFO -- Node 5: 11 (0x7f5aec0969f0): CLOSED
2014-10-13 21:18:48 [MgmtSrvr] INFO -- Node 5: 12 (0x7f5aec0a4040): CLOSED
2014-10-13 21:18:48 [MgmtSrvr] INFO -- Node 5: 13 (0x7f5aec0b1690): CLOSED

```

```

2014-10-13 21:18:48 [MgmtSrvr] INFO -- Node 5: 14 (0x7f5aec0bece0): CLOSED
2014-10-13 21:18:48 [MgmtSrvr] INFO -- Node 5: 15 (0x7f5aec0cc330): CLOSED
2014-10-13 21:18:48 [MgmtSrvr] INFO -- Node 5: 16 (0x7f5aec0d9980): CLOSED
2014-10-13 21:18:48 [MgmtSrvr] INFO -- Node 5: 17 (0x7f5aec0e6fd0): CLOSED
2014-10-13 21:18:48 [MgmtSrvr] INFO -- Node 6: NDBFS: Dump idle files: 18
2014-10-13 21:18:48 [MgmtSrvr] INFO -- Node 6: 0 (0x7fa0300029f0): CLOSED
2014-10-13 21:18:48 [MgmtSrvr] INFO -- Node 6: 1 (0x7fa0300100f0): CLOSED
2014-10-13 21:18:48 [MgmtSrvr] INFO -- Node 6: 2 (0x7fa03001d780): CLOSED
2014-10-13 21:18:48 [MgmtSrvr] INFO -- Node 6: 3 (0x7fa03002add0): CLOSED
2014-10-13 21:18:48 [MgmtSrvr] INFO -- Node 6: 4 (0x7fa0300387f0): CLOSED
2014-10-13 21:18:48 [MgmtSrvr] INFO -- Node 6: 5 (0x7fa030045e40): CLOSED
2014-10-13 21:18:48 [MgmtSrvr] INFO -- Node 6: 6 (0x7fa030053490): CLOSED
2014-10-13 21:18:48 [MgmtSrvr] INFO -- Node 6: 7 (0x7fa030060ae0): CLOSED
2014-10-13 21:18:48 [MgmtSrvr] INFO -- Node 6: 8 (0x7fa03006e130): CLOSED
2014-10-13 21:18:48 [MgmtSrvr] INFO -- Node 6: 9 (0x7fa03007b780): CLOSED
2014-10-13 21:18:48 [MgmtSrvr] INFO -- Node 6: 10 (0x7fa030088dd0): CLOSED
2014-10-13 21:18:48 [MgmtSrvr] INFO -- Node 6: 11 (0x7fa0300969f0): CLOSED
2014-10-13 21:18:48 [MgmtSrvr] INFO -- Node 6: 12 (0x7fa0300a4040): CLOSED
2014-10-13 21:18:48 [MgmtSrvr] INFO -- Node 6: 13 (0x7fa0300b1690): CLOSED
2014-10-13 21:18:48 [MgmtSrvr] INFO -- Node 6: 14 (0x7fa0300bece0): CLOSED
2014-10-13 21:18:48 [MgmtSrvr] INFO -- Node 6: 15 (0x7fa0300cc330): CLOSED
2014-10-13 21:18:48 [MgmtSrvr] INFO -- Node 6: 16 (0x7fa0300d9980): CLOSED
2014-10-13 21:18:48 [MgmtSrvr] INFO -- Node 6: 17 (0x7fa0300e6fd0): CLOSED

```

**Additional Information.** [N/A]

## 2.20 DUMP 406

Code 406

Symbol [NdbfsDumpRequests](#)

Kernel Block [NDBFS](#)

**Description.** Includes [NDBFS](#) information in LCP and GCP stall reports written to data node logs.

### Sample Output.

```
2019-01-31 18:40:31 [ndbd] INFO -- NDBFS: Dump requests: 0
```

**Additional Information.** Added in NDB 7.5.14 and 7.6.10. (Bug #28922609)

## 2.21 DUMP 502

Code 502

Symbol [CmvmiSchedulerExecutionTimer](#)

Kernel Block [CMVMI](#)

**Description.** Sets [SchedulerExecutionTimer](#)

### Sample Output.

```
.....
```

**Additional Information.** [N/A]

## 2.22 DUMP 503

Code 503

---

Symbol `CmvmiRealtimeScheduler`

Kernel Block `CMVMI`

**Description.** Sets `RealtimeScheduler`

**Sample Output.**

.....

**Additional Information.** [N/A]

## 2.23 DUMP 504

Code 504

Symbol `CmvmiExecuteLockCPU`

Kernel Block `CMVMI`

**Description.** Sets `LockExecuteThreadToCPU`.

**Sample Output.**

.....

**Additional Information.** [N/A]

## 2.24 DUMP 505

Code 505

Symbol `CmvmiMaintLockCPU`

Kernel Block `CMVMI`

**Description.** Sets `LockMaintThreadsToCPU`.

**Sample Output.**

.....

**Additional Information.** [N/A]

## 2.25 DUMP 506

Code 506

Symbol `CmvmiSchedulerSpinTimer`

Kernel Block `CMVMI`

**Description.** Sets `SchedulerSpinTimer`.

**Sample Output.**

.....

**Additional Information.** [N/A]

## 2.26 DUMP 908

Code	908
Symbol	---
Kernel Blocks	DBDIH, QMGR

**Description.** Causes heartbeat transmission information to be written to the data node logs. Useful in conjunction with setting the `HeartbeatOrder` parameter.

### Sample Output.

```
HB: pres:5 own:5 dyn:1-0 mxdyn:2 hb:6->5->6 node:dyn-hi, cfg: 5:1-0,0 6:2-0,0
```

**Additional Information.** [N/A]

## 2.27 DUMP 935

Code	935
Symbol	QmgrErr935
Kernel Block	QMGR

**Description.** Unknown.

**Sample Output.** ...

**Additional Information.** [N/A]

## 2.28 DUMP 1000

Code	1000
Symbol	DumpPageMemory
Kernel Blocks	DBACC, DBTUP

**Description.** Prints data node memory usage (`ACC` and `TUP`), as both a number of data pages, and the percentage of `DataMemory` and `IndexMemory` used.

### Sample Output.

```
2019-07-30 22:00:56 [MgmtSrvr] INFO -- Node 5: Data usage is 0%(10 32K pages of total 65529)
2019-07-30 22:00:56 [MgmtSrvr] INFO -- Node 5: Index usage is 0%(7 32K pages of total 65526)
2019-07-30 22:00:56 [MgmtSrvr] INFO -- Node 5: Resource global total: 75741 used: 3956
2019-07-30 22:00:56 [MgmtSrvr] INFO -- Node 5: Resource reserved total: 70516 used: 3600
2019-07-30 22:00:56 [MgmtSrvr] INFO -- Node 5: Resource shared total: 5225 used: 357 spare: 1
2019-07-30 22:00:56 [MgmtSrvr] INFO -- Node 5: Resource 1 min: 0 max: 0 curr: 357 spare: 0
2019-07-30 22:00:56 [MgmtSrvr] INFO -- Node 5: Resource 3 min: 65536 max: 65536 curr: 17 spare: 1
2019-07-30 22:00:56 [MgmtSrvr] INFO -- Node 5: Resource 4 min: 724 max: 724 curr: 130 spare: 0
2019-07-30 22:00:56 [MgmtSrvr] INFO -- Node 5: Resource 5 min: 1152 max: 1152 curr: 1088 spare: 0
2019-07-30 22:00:56 [MgmtSrvr] INFO -- Node 5: Resource 6 min: 800 max: 1000 curr: 123 spare: 0
2019-07-30 22:00:56 [MgmtSrvr] INFO -- Node 5: Resource 7 min: 2240 max: 2240 curr: 2240 spare: 0
2019-07-30 22:00:56 [MgmtSrvr] INFO -- Node 5: Resource 9 min: 64 max: 0 curr: 1 spare: 0
2019-07-30 22:00:56 [MgmtSrvr] INFO -- Node 6: Data usage is 0%(10 32K pages of total 65529)
2019-07-30 22:00:56 [MgmtSrvr] INFO -- Node 6: Index usage is 0%(7 32K pages of total 65526)
2019-07-30 22:00:56 [MgmtSrvr] INFO -- Node 6: Resource global total: 75741 used: 3954
```



```

2019-07-30 22:00:56 [MgmtSrvr] INFO -- Node 6: Resource reserved total: 70516 used: 3597
2019-07-30 22:00:56 [MgmtSrvr] INFO -- Node 6: Resource shared total: 5225 used: 358 spare: 1
2019-07-30 22:00:56 [MgmtSrvr] INFO -- Node 6: Resource 1 min: 0 max: 0 curr: 358 spare: 0
2019-07-30 22:00:56 [MgmtSrvr] INFO -- Node 6: Resource 3 min: 65536 max: 65536 curr: 17 spare: 1
2019-07-30 22:00:56 [MgmtSrvr] INFO -- Node 6: Resource 4 min: 724 max: 724 curr: 120 spare: 0
2019-07-30 22:00:56 [MgmtSrvr] INFO -- Node 6: Resource 5 min: 1152 max: 1152 curr: 1088 spare: 0
2019-07-30 22:00:56 [MgmtSrvr] INFO -- Node 6: Resource 6 min: 800 max: 1000 curr: 130 spare: 0
2019-07-30 22:00:56 [MgmtSrvr] INFO -- Node 6: Resource 7 min: 2240 max: 2240 curr: 2240 spare: 0
2019-07-30 22:00:56 [MgmtSrvr] INFO -- Node 6: Resource 9 min: 64 max: 0 curr: 1 spare: 0

```

**Note**

When invoked as `ALL DUMP 1000`, this command reports memory usage for each data node separately, in turn.

**Additional Information.** You can also use the `ndb_mgm` client command `REPORT MEMORYUSAGE` or query the `ndbinfo.memoryusage` table for this information.

## 2.29 DUMP 1001

Code	1001
Symbol	<code>DumpPageMemoryOnFail</code>
Kernel Block	<code>CMVMI</code>

**Description.** When set, writes a dump of resource usage on failure to allocate requested resources. Beginning with NDB 7.6.15 and NDB 8.0.21, it also prints out the internal state of the data node page memory manager.

**Sample Output.**

```
.....
```

**Additional Information.** [N/A]

## 2.30 DUMP 1223

Code	1223
Symbol	---
Kernel Block	<code>DBDICT</code>

**Description.** Formerly, this killed the node. In NDB Cluster 7.4 and later, it has no effect.

**Sample Output.**

```
...
```

**Additional Information.** [N/A]

## 2.31 DUMP 1224

Code	1224
Symbol	---
Kernel Block	<code>DBDICT</code>

**Description.** Formerly, this killed the node. In NDB Cluster 7.4 and later, it has no effect.

**Sample Output.**

...

**Additional Information.** [N/A]

## 2.32 DUMP 1225

Code	1225
Symbol	---
Kernel Block	DBDICT

**Description.** Formerly, this killed the node. In NDB Cluster 7.4, it has no effect.

**Sample Output.**

...

**Additional Information.** [N/A]

## 2.33 DUMP 1226

Code	1226
Symbol	---
Kernel Block	DBDICT

**Description.** Prints pool objects to the cluster log.

**Sample Output.**

```
2014-10-15 12:13:22 [MgmtSrvr] INFO      -- Node 5: c_obj_pool: 1332 1319
2014-10-15 12:13:22 [MgmtSrvr] INFO      -- Node 5: c_opRecordPool: 256 256
2014-10-15 12:13:22 [MgmtSrvr] INFO      -- Node 5: c_rope_pool: 146785 146615
2014-10-15 12:13:22 [MgmtSrvr] INFO      -- Node 6: c_obj_pool: 1332 1319
2014-10-15 12:13:22 [MgmtSrvr] INFO      -- Node 6: c_opRecordPool: 256 256
2014-10-15 12:13:22 [MgmtSrvr] INFO      -- Node 6: c_rope_pool: 146785 146615
```

**Additional Information.** [N/A]

## 2.34 DUMP 1228

Code	1228
Symbol	DictLockQueue
Kernel Block	DBDICT

**Description.** Dumps the contents of the [NDB](#) internal dictionary lock queue to the cluster log.

**Sample Output.**

```
2014-10-15 12:14:08 [MgmtSrvr] INFO      -- Node 5: DICT : c_sub_startstop _outstanding 0 _lock 0000000000000000
2014-10-15 12:14:08 [MgmtSrvr] INFO      -- Node 6: DICT : c_sub_startstop _outstanding 0 _lock 0000000000000000
```

**Additional Information.** [N/A]

## 2.35 DUMP 1229

Code 1229

Symbol [DictDumpGetTabInfoQueue](#)

Kernel Block [DBDICT](#)

**Description.** Shows state of [GETTABINFOREQ](#) queue.

### Sample Output.

```
ndb_mgm> ALL DUMP 1229
Sending dump signal with data:
0x000004cd
Sending dump signal with data:
0x000004cd
```

**Additional Information.** Full debugging output requires the relevant data nodes to be configured with [DictTrace](#) >= 2 and relevant API nodes with [ApiVerbose](#) >= 2. See the descriptions of these parameters for more information.

Added in NDB 7.4. (Bug #20368450)

## 2.36 DUMP 1332

Code 1332

Symbol [LqhDumpAllDefinedTabs](#)

Kernel Block [DBACC](#)

**Description.** Prints the states of all tables known by the local query handler ([LQH](#)) to the cluster log.

### Sample Output.

```
2014-10-15 12:15:07 [MgmtSrvr] INFO -- Node 5: Table 2 Status: 0 Usage: [ r: 0 w: 0 ]
2014-10-15 12:15:07 [MgmtSrvr] INFO -- Node 5: frag: 0 distKey: 0
2014-10-15 12:15:07 [MgmtSrvr] INFO -- Node 5: frag: 1 distKey: 0
2014-10-15 12:15:07 [MgmtSrvr] INFO -- Node 5: Table 3 Status: 0 Usage: [ r: 0 w: 0 ]
2014-10-15 12:15:07 [MgmtSrvr] INFO -- Node 5: frag: 0 distKey: 0
2014-10-15 12:15:07 [MgmtSrvr] INFO -- Node 5: frag: 1 distKey: 0
2014-10-15 12:15:07 [MgmtSrvr] INFO -- Node 5: Table 4 Status: 0 Usage: [ r: 0 w: 0 ]
2014-10-15 12:15:07 [MgmtSrvr] INFO -- Node 5: frag: 0 distKey: 0
2014-10-15 12:15:07 [MgmtSrvr] INFO -- Node 5: frag: 1 distKey: 0
2014-10-15 12:15:07 [MgmtSrvr] INFO -- Node 5: Table 5 Status: 0 Usage: [ r: 0 w: 0 ]
2014-10-15 12:15:07 [MgmtSrvr] INFO -- Node 5: frag: 0 distKey: 0
2014-10-15 12:15:07 [MgmtSrvr] INFO -- Node 5: frag: 1 distKey: 0
2014-10-15 12:15:07 [MgmtSrvr] INFO -- Node 5: Table 6 Status: 0 Usage: [ r: 0 w: 0 ]
2014-10-15 12:15:07 [MgmtSrvr] INFO -- Node 5: frag: 0 distKey: 0
2014-10-15 12:15:07 [MgmtSrvr] INFO -- Node 5: frag: 1 distKey: 0
2014-10-15 12:15:07 [MgmtSrvr] INFO -- Node 5: Table 7 Status: 0 Usage: [ r: 0 w: 0 ]
2014-10-15 12:15:07 [MgmtSrvr] INFO -- Node 5: frag: 0 distKey: 0
2014-10-15 12:15:07 [MgmtSrvr] INFO -- Node 5: frag: 1 distKey: 0
2014-10-15 12:15:07 [MgmtSrvr] INFO -- Node 5: Table 8 Status: 0 Usage: [ r: 0 w: 0 ]
2014-10-15 12:15:07 [MgmtSrvr] INFO -- Node 5: frag: 0 distKey: 0
2014-10-15 12:15:07 [MgmtSrvr] INFO -- Node 5: frag: 1 distKey: 0
2014-10-15 12:15:07 [MgmtSrvr] INFO -- Node 5: Table 9 Status: 0 Usage: [ r: 0 w: 0 ]
2014-10-15 12:15:07 [MgmtSrvr] INFO -- Node 5: frag: 0 distKey: 0
```

```

2014-10-15 12:15:07 [MgmtSrvr] INFO -- Node 5: frag: 1 distKey: 0
2014-10-15 12:15:07 [MgmtSrvr] INFO -- Node 5: Table 10 Status: 0 Usage: [ r: 0 w: 0 ]
2014-10-15 12:15:07 [MgmtSrvr] INFO -- Node 5: frag: 0 distKey: 0
2014-10-15 12:15:07 [MgmtSrvr] INFO -- Node 5: frag: 1 distKey: 0
2014-10-15 12:15:07 [MgmtSrvr] INFO -- Node 5: Table 11 Status: 0 Usage: [ r: 0 w: 0 ]
2014-10-15 12:15:07 [MgmtSrvr] INFO -- Node 5: frag: 0 distKey: 0
2014-10-15 12:15:07 [MgmtSrvr] INFO -- Node 5: frag: 1 distKey: 0
2014-10-15 12:15:07 [MgmtSrvr] INFO -- Node 6: Table 2 Status: 0 Usage: [ r: 0 w: 0 ]
2014-10-15 12:15:07 [MgmtSrvr] INFO -- Node 6: frag: 0 distKey: 0
2014-10-15 12:15:07 [MgmtSrvr] INFO -- Node 6: frag: 1 distKey: 0
2014-10-15 12:15:07 [MgmtSrvr] INFO -- Node 6: Table 3 Status: 0 Usage: [ r: 0 w: 0 ]
2014-10-15 12:15:07 [MgmtSrvr] INFO -- Node 6: frag: 0 distKey: 0
2014-10-15 12:15:07 [MgmtSrvr] INFO -- Node 6: frag: 1 distKey: 0
2014-10-15 12:15:07 [MgmtSrvr] INFO -- Node 6: Table 4 Status: 0 Usage: [ r: 0 w: 0 ]
2014-10-15 12:15:07 [MgmtSrvr] INFO -- Node 6: frag: 0 distKey: 0
2014-10-15 12:15:07 [MgmtSrvr] INFO -- Node 6: frag: 1 distKey: 0
2014-10-15 12:15:07 [MgmtSrvr] INFO -- Node 6: Table 5 Status: 0 Usage: [ r: 0 w: 0 ]
2014-10-15 12:15:07 [MgmtSrvr] INFO -- Node 6: frag: 0 distKey: 0
2014-10-15 12:15:07 [MgmtSrvr] INFO -- Node 6: frag: 1 distKey: 0
2014-10-15 12:15:07 [MgmtSrvr] INFO -- Node 6: Table 6 Status: 0 Usage: [ r: 0 w: 0 ]
2014-10-15 12:15:07 [MgmtSrvr] INFO -- Node 6: frag: 0 distKey: 0
2014-10-15 12:15:07 [MgmtSrvr] INFO -- Node 6: frag: 1 distKey: 0
2014-10-15 12:15:07 [MgmtSrvr] INFO -- Node 6: Table 7 Status: 0 Usage: [ r: 0 w: 0 ]
2014-10-15 12:15:07 [MgmtSrvr] INFO -- Node 6: frag: 0 distKey: 0
2014-10-15 12:15:07 [MgmtSrvr] INFO -- Node 6: frag: 1 distKey: 0
2014-10-15 12:15:07 [MgmtSrvr] INFO -- Node 6: Table 8 Status: 0 Usage: [ r: 0 w: 0 ]
2014-10-15 12:15:07 [MgmtSrvr] INFO -- Node 6: frag: 0 distKey: 0
2014-10-15 12:15:07 [MgmtSrvr] INFO -- Node 6: frag: 1 distKey: 0
2014-10-15 12:15:07 [MgmtSrvr] INFO -- Node 6: Table 9 Status: 0 Usage: [ r: 0 w: 0 ]
2014-10-15 12:15:07 [MgmtSrvr] INFO -- Node 6: frag: 0 distKey: 0
2014-10-15 12:15:07 [MgmtSrvr] INFO -- Node 6: frag: 1 distKey: 0
2014-10-15 12:15:07 [MgmtSrvr] INFO -- Node 6: Table 10 Status: 0 Usage: [ r: 0 w: 0 ]
2014-10-15 12:15:07 [MgmtSrvr] INFO -- Node 6: frag: 0 distKey: 0
2014-10-15 12:15:07 [MgmtSrvr] INFO -- Node 6: frag: 1 distKey: 0
2014-10-15 12:15:07 [MgmtSrvr] INFO -- Node 6: Table 11 Status: 0 Usage: [ r: 0 w: 0 ]
2014-10-15 12:15:07 [MgmtSrvr] INFO -- Node 6: frag: 0 distKey: 0
2014-10-15 12:15:07 [MgmtSrvr] INFO -- Node 6: frag: 1 distKey: 0

```

**Additional Information.** [N/A]

## 2.37 DUMP 1333

**Code** 1333

**Symbol** [LqhDumpNoLogPages](#)

**Kernel Block** [DBACC](#)

**Description.** Reports redo log buffer usage.

### Sample Output.

```

2014-10-15 12:16:05 [MgmtSrvr] INFO -- Node 5: LQH: Log pages : 1024 Free: 960
2014-10-15 12:16:05 [MgmtSrvr] INFO -- Node 6: LQH: Log pages : 1024 Free: 960

```

**Additional Information.** The redo log buffer is measured in 32KB pages, so the sample output can be interpreted as follows:

- **Redo log buffer total.**  $1024 * 32K = 32MB$
- **Redo log buffer free.**  $960 * 32KB = \sim 31,457KB = \sim 30MB$
- **Redo log buffer used.**  $(1024 - 960) * 32K = 2,097KB = \sim 2MB$

## 2.38 DUMP 2300

Code	2300
Symbol	<a href="#">LqhDumpOneScanRec</a>
Kernel Block	<a href="#">DBLQH</a>

**Description.** Prints the given scan record. Syntax: `DUMP 2300 recordno`.

### Sample Output.

```

2014-10-15 12:33:35 [MgmtSrvr] INFO -- Node 5: Dblqh::ScanRecord[1]: state=0, type=0, complStatus=0, s
2014-10-15 12:33:35 [MgmtSrvr] INFO -- Node 5: apiBref=0x2f40005, scanAccPtr=0
2014-10-15 12:33:35 [MgmtSrvr] INFO -- Node 5: copyptr=-256, ailen=6, complOps=0, concurrOps=16
2014-10-15 12:33:35 [MgmtSrvr] INFO -- Node 5: errCnt=0, schV=1
2014-10-15 12:33:35 [MgmtSrvr] INFO -- Node 5: stpid=0, flag=2, lhold=0, lmode=0, num=134
2014-10-15 12:33:35 [MgmtSrvr] INFO -- Node 5: relCount=16, TCwait=0, TCRec=3, KIflag=0
2014-10-15 12:33:35 [MgmtSrvr] INFO -- Node 5: LcpScan=1 RowId(0:0)
2014-10-15 12:33:35 [MgmtSrvr] INFO -- Node 6: Dblqh::ScanRecord[1]: state=0, type=0, complStatus=0, s
2014-10-15 12:33:35 [MgmtSrvr] INFO -- Node 6: apiBref=0x2f40006, scanAccPtr=0
2014-10-15 12:33:35 [MgmtSrvr] INFO -- Node 6: copyptr=-256, ailen=6, complOps=0, concurrOps=16
2014-10-15 12:33:35 [MgmtSrvr] INFO -- Node 6: errCnt=0, schV=1
2014-10-15 12:33:35 [MgmtSrvr] INFO -- Node 6: stpid=0, flag=2, lhold=0, lmode=0, num=134
2014-10-15 12:33:35 [MgmtSrvr] INFO -- Node 6: relCount=16, TCwait=0, TCRec=2, KIflag=0
2014-10-15 12:33:35 [MgmtSrvr] INFO -- Node 6: LcpScan=1 RowId(0:0)

```

**Additional Information.** [N/A]

## 2.39 DUMP 2301

Code	2301
Symbol	<a href="#">LqhDumpAllScanRec</a>
Kernel Block	<a href="#">DBLQH</a>

**Description.** Dump all scan records to the cluster log.

**Sample Output.** Only the first few scan records printed to the log for a single data node are shown here.

```

2014-10-15 12:40:00 [MgmtSrvr] INFO -- Node 6: LQH: Dump all ScanRecords - size: 514
2014-10-15 12:40:00 [MgmtSrvr] INFO -- Node 6: Dblqh::ScanRecord[1]: state=0, type=0, complStatus=0, s
2014-10-15 12:40:00 [MgmtSrvr] INFO -- Node 6: apiBref=0x2f40006, scanAccPtr=0
2014-10-15 12:40:00 [MgmtSrvr] INFO -- Node 6: copyptr=-256, ailen=6, complOps=0, concurrOps=16
2014-10-15 12:40:00 [MgmtSrvr] INFO -- Node 6: errCnt=0, schV=1
2014-10-15 12:40:00 [MgmtSrvr] INFO -- Node 6: stpid=0, flag=2, lhold=0, lmode=0, num=134
2014-10-15 12:40:00 [MgmtSrvr] INFO -- Node 6: relCount=16, TCwait=0, TCRec=2, KIflag=0
2014-10-15 12:40:00 [MgmtSrvr] INFO -- Node 6: LcpScan=1 RowId(0:0)
2014-10-15 12:40:00 [MgmtSrvr] INFO -- Node 6: Dblqh::ScanRecord[2]: state=0, type=0, complStatus=0, s
2014-10-15 12:40:00 [MgmtSrvr] INFO -- Node 6: apiBref=0x0, scanAccPtr=0
2014-10-15 12:40:00 [MgmtSrvr] INFO -- Node 6: copyptr=0, ailen=0, complOps=0, concurrOps=0
2014-10-15 12:40:00 [MgmtSrvr] INFO -- Node 6: errCnt=0, schV=0
2014-10-15 12:40:00 [MgmtSrvr] INFO -- Node 6: stpid=0, flag=0, lhold=0, lmode=0, num=0
2014-10-15 12:40:00 [MgmtSrvr] INFO -- Node 6: relCount=0, TCwait=0, TCRec=0, KIflag=0
2014-10-15 12:40:00 [MgmtSrvr] INFO -- Node 6: LcpScan=0 RowId(0:0)
2014-10-15 12:40:00 [MgmtSrvr] INFO -- Node 6: Dblqh::ScanRecord[3]: state=0, type=0, complStatus=0, s
2014-10-15 12:40:00 [MgmtSrvr] INFO -- Node 6: apiBref=0x0, scanAccPtr=0
2014-10-15 12:40:00 [MgmtSrvr] INFO -- Node 6: copyptr=0, ailen=0, complOps=0, concurrOps=0
2014-10-15 12:40:00 [MgmtSrvr] INFO -- Node 6: errCnt=0, schV=0
2014-10-15 12:40:00 [MgmtSrvr] INFO -- Node 6: stpid=0, flag=0, lhold=0, lmode=0, num=0
2014-10-15 12:40:00 [MgmtSrvr] INFO -- Node 6: relCount=0, TCwait=0, TCRec=0, KIflag=0

```

## DUMP 2302

```
2014-10-15 12:40:00 [MgmtSrvr] INFO -- Node 6: LcpScan=0 RowId(0:0)
2014-10-15 12:40:00 [MgmtSrvr] INFO -- Node 6: Dblqh::ScanRecord[4]: state=0, type=0, complStatus=0, scanN
2014-10-15 12:40:00 [MgmtSrvr] INFO -- Node 6: apiBref=0x0, scanAccPtr=0
2014-10-15 12:40:00 [MgmtSrvr] INFO -- Node 6: copyptr=0, ailen=0, complOps=0, concurrOps=0
2014-10-15 12:40:00 [MgmtSrvr] INFO -- Node 6: errCnt=0, schV=0
2014-10-15 12:40:00 [MgmtSrvr] INFO -- Node 6: stpid=0, flag=0, lhold=0, lmode=0, num=0
2014-10-15 12:40:00 [MgmtSrvr] INFO -- Node 6: relCount=0, TCwait=0, TCRec=0, KIflag=0
2014-10-15 12:40:00 [MgmtSrvr] INFO -- Node 6: LcpScan=0 RowId(0:0)
2014-10-15 12:40:00 [MgmtSrvr] INFO -- Node 6: Dblqh::ScanRecord[5]: state=0, type=0, complStatus=0, scanN
2014-10-15 12:40:00 [MgmtSrvr] INFO -- Node 6: apiBref=0x0, scanAccPtr=0
2014-10-15 12:40:00 [MgmtSrvr] INFO -- Node 6: copyptr=0, ailen=0, complOps=0, concurrOps=0
2014-10-15 12:40:00 [MgmtSrvr] INFO -- Node 6: errCnt=0, schV=0
2014-10-15 12:40:00 [MgmtSrvr] INFO -- Node 6: stpid=0, flag=0, lhold=0, lmode=0, num=0
2014-10-15 12:40:00 [MgmtSrvr] INFO -- Node 6: relCount=0, TCwait=0, TCRec=0, KIflag=0
2014-10-15 12:40:00 [MgmtSrvr] INFO -- Node 6: LcpScan=0 RowId(0:0)
2014-10-15 12:40:00 [MgmtSrvr] INFO -- Node 6: Dblqh::ScanRecord[6]: state=0, type=0, complStatus=0, scanN
2014-10-15 12:40:00 [MgmtSrvr] INFO -- Node 6: apiBref=0x0, scanAccPtr=0
2014-10-15 12:40:00 [MgmtSrvr] INFO -- Node 6: copyptr=0, ailen=0, complOps=0, concurrOps=0
2014-10-15 12:40:00 [MgmtSrvr] INFO -- Node 6: errCnt=0, schV=0
2014-10-15 12:40:00 [MgmtSrvr] INFO -- Node 6: stpid=0, flag=0, lhold=0, lmode=0, num=0
2014-10-15 12:40:00 [MgmtSrvr] INFO -- Node 6: relCount=0, TCwait=0, TCRec=0, KIflag=0
2014-10-15 12:40:00 [MgmtSrvr] INFO -- Node 6: LcpScan=0 RowId(0:0)
2014-10-15 12:40:00 [MgmtSrvr] INFO -- Node 6: Dblqh::ScanRecord[7]: state=0, type=0, complStatus=0, scanN
2014-10-15 12:40:00 [MgmtSrvr] INFO -- Node 6: apiBref=0x0, scanAccPtr=0
2014-10-15 12:40:00 [MgmtSrvr] INFO -- Node 6: copyptr=0, ailen=0, complOps=0, concurrOps=0
2014-10-15 12:40:00 [MgmtSrvr] INFO -- Node 6: errCnt=0, schV=0
2014-10-15 12:40:00 [MgmtSrvr] INFO -- Node 6: stpid=0, flag=0, lhold=0, lmode=0, num=0
2014-10-15 12:40:00 [MgmtSrvr] INFO -- Node 6: relCount=0, TCwait=0, TCRec=0, KIflag=0
2014-10-15 12:40:00 [MgmtSrvr] INFO -- Node 6: LcpScan=0 RowId(0:0)
2014-10-15 12:40:00 [MgmtSrvr] INFO -- Node 6: Dblqh::ScanRecord[8]: state=0, type=0, complStatus=0, scanN
2014-10-15 12:40:00 [MgmtSrvr] INFO -- Node 6: apiBref=0x0, scanAccPtr=0
2014-10-15 12:40:00 [MgmtSrvr] INFO -- Node 6: copyptr=0, ailen=0, complOps=0, concurrOps=0
2014-10-15 12:40:00 [MgmtSrvr] INFO -- Node 6: errCnt=0, schV=0
2014-10-15 12:40:00 [MgmtSrvr] INFO -- Node 6: stpid=0, flag=0, lhold=0, lmode=0, num=0
2014-10-15 12:40:00 [MgmtSrvr] INFO -- Node 6: relCount=0, TCwait=0, TCRec=0, KIflag=0
2014-10-15 12:40:00 [MgmtSrvr] INFO -- Node 6: LcpScan=0 RowId(0:0)
...
```

**Additional Information.** This [DUMP](#) code should be used sparingly if at all on an NDB Cluster in production, since hundreds or even thousands of scan records may be created on even a relatively small cluster that is not under load. For this reason, it is often preferable to print a single scan record using [DUMP 2300](#).

The first line provides the total number of scan records dumped for this data node.

## 2.40 DUMP 2302

Code	2302
Symbol	<a href="#">LqhDumpAllActiveScanRec</a>
Kernel Block	<a href="#">DBLQH</a>

**Description.** Dump only the active scan records from this node to the cluster log.

### Sample Output.

```
2014-10-15 12:59:27 [MgmtSrvr] INFO -- Node 5: LQH: Dump active ScanRecord - size: 514
2014-10-15 12:59:27 [MgmtSrvr] INFO -- Node 6: LQH: Dump active ScanRecord - size: 514
...
```

**Additional Information.** The first line in each block of output contains the total number of (active and inactive) scan records. If nothing else is written to the log, then no scan records are currently active.

## 2.41 DUMP 2303

Code	2303
Symbol	<a href="#">LqhDumpLcpState</a>
Kernel Block	<a href="#">DBLQH</a>

**Description.** Dumps the status of a local checkpoint from the point of view of a DBLQH block instance.

This command also dumps the status of the single fragment scan record reserved for this LCP.

### Sample Output.

```

2014-10-15 13:01:37 [MgmtSrvr] INFO -- Node 5: Local checkpoint 173 started. Keep GCI = 270929 oldest r
2014-10-15 13:01:38 [MgmtSrvr] INFO -- Node 5: LDM instance 1: Completed LCP, num fragments = 16 num r
2014-10-15 13:01:38 [MgmtSrvr] INFO -- Node 6: LDM instance 1: Completed LCP, num fragments = 16 num r
2014-10-15 13:01:38 [MgmtSrvr] INFO -- Node 5: Local checkpoint 173 completed
2014-10-15 13:02:04 [MgmtSrvr] INFO -- Node 5: == LQH LCP STATE ==
2014-10-15 13:02:04 [MgmtSrvr] INFO -- Node 5: clcpCompletedState=0, c_lcpId=173, cnoOfFrgsCheckpoint
2014-10-15 13:02:04 [MgmtSrvr] INFO -- Node 5: lcpState=0 lastFragmentFlag=0
2014-10-15 13:02:04 [MgmtSrvr] INFO -- Node 5: currentFragment.fragPtrI=15
2014-10-15 13:02:04 [MgmtSrvr] INFO -- Node 5: currentFragment.lcpFragOrd.tableId=10
2014-10-15 13:02:04 [MgmtSrvr] INFO -- Node 5: numFragLcpsQueued=0 reportEmpty=0
2014-10-15 13:02:04 [MgmtSrvr] INFO -- Node 5: m_EMPTY_LCP_REQ=0000000000000000
2014-10-15 13:02:04 [MgmtSrvr] INFO -- Node 6: == LQH LCP STATE ==
2014-10-15 13:02:04 [MgmtSrvr] INFO -- Node 6: clcpCompletedState=0, c_lcpId=173, cnoOfFrgsCheckpoint
2014-10-15 13:02:04 [MgmtSrvr] INFO -- Node 6: lcpState=0 lastFragmentFlag=0
2014-10-15 13:02:04 [MgmtSrvr] INFO -- Node 6: currentFragment.fragPtrI=15
2014-10-15 13:02:04 [MgmtSrvr] INFO -- Node 6: currentFragment.lcpFragOrd.tableId=10
2014-10-15 13:02:04 [MgmtSrvr] INFO -- Node 6: numFragLcpsQueued=0 reportEmpty=0
2014-10-15 13:02:04 [MgmtSrvr] INFO -- Node 6: m_EMPTY_LCP_REQ=0000000000000000

```

**Additional Information.** [N/A]

## 2.42 DUMP 2304

Code	2304
Symbol	---
Kernel Block	<a href="#">DBLQH</a>

**Description.** This command causes all fragment log files and their states to be written to the data node' out file (in the case of the data node having the node ID 5, this would be [ndb\\_5\\_out.log](#)). The number of fragment log files is controlled by the [NoOfFragmentLogFiles](#) data node configuration parameter.

**Sample Output.** The following is taken from [ndb\\_5\\_out.log](#) in an NDB Cluster having 2 data nodes:

```

LP 0 blockInstance: 1 partNo: 0 state: 0 WW_Gci: 1 gcprec: -256 flq: 4294967040 4294967040 currfile: 0 tai
file 0(0) FileChangeState: 0 logFileStatus: 20 currentMbyte: 2 currentFilepage 75
file 1(1) FileChangeState: 0 logFileStatus: 20 currentMbyte: 0 currentFilepage 0
file 2(2) FileChangeState: 0 logFileStatus: 1 currentMbyte: 0 currentFilepage 0
file 3(3) FileChangeState: 0 logFileStatus: 1 currentMbyte: 0 currentFilepage 0
file 4(4) FileChangeState: 0 logFileStatus: 1 currentMbyte: 0 currentFilepage 0
file 5(5) FileChangeState: 0 logFileStatus: 1 currentMbyte: 0 currentFilepage 0
file 6(6) FileChangeState: 0 logFileStatus: 1 currentMbyte: 0 currentFilepage 0
file 7(7) FileChangeState: 0 logFileStatus: 1 currentMbyte: 0 currentFilepage 0
file 8(8) FileChangeState: 0 logFileStatus: 1 currentMbyte: 0 currentFilepage 0
file 9(9) FileChangeState: 0 logFileStatus: 1 currentMbyte: 0 currentFilepage 0
file 10(10) FileChangeState: 0 logFileStatus: 1 currentMbyte: 0 currentFilepage 0
file 11(11) FileChangeState: 0 logFileStatus: 1 currentMbyte: 0 currentFilepage 0

```

## FileChangeState Codes

```

file 12(12) FileChangeState: 0 logFileStatus: 1 currentMbyte: 0 currentFilepage 0
file 13(13) FileChangeState: 0 logFileStatus: 1 currentMbyte: 0 currentFilepage 0
file 14(14) FileChangeState: 0 logFileStatus: 1 currentMbyte: 0 currentFilepage 0
file 15(15) FileChangeState: 0 logFileStatus: 1 currentMbyte: 0 currentFilepage 0
LP 1 blockInstance: 1 partNo: 1 state: 0 WW_Gci: 1 gcprec: -256 flq: 4294967040 4294967040 currfile: 16 tailFi
file 0(16) FileChangeState: 0 logFileStatus: 20 currentMbyte: 2 currentFilepage 69
file 1(17) FileChangeState: 0 logFileStatus: 20 currentMbyte: 0 currentFilepage 0
file 2(18) FileChangeState: 0 logFileStatus: 1 currentMbyte: 0 currentFilepage 0
file 3(19) FileChangeState: 0 logFileStatus: 1 currentMbyte: 0 currentFilepage 0
file 4(20) FileChangeState: 0 logFileStatus: 1 currentMbyte: 0 currentFilepage 0
file 5(21) FileChangeState: 0 logFileStatus: 1 currentMbyte: 0 currentFilepage 0
file 6(22) FileChangeState: 0 logFileStatus: 1 currentMbyte: 0 currentFilepage 0
file 7(23) FileChangeState: 0 logFileStatus: 1 currentMbyte: 0 currentFilepage 0
file 8(24) FileChangeState: 0 logFileStatus: 1 currentMbyte: 0 currentFilepage 0
file 9(25) FileChangeState: 0 logFileStatus: 1 currentMbyte: 0 currentFilepage 0
file 10(26) FileChangeState: 0 logFileStatus: 1 currentMbyte: 0 currentFilepage 0
file 11(27) FileChangeState: 0 logFileStatus: 1 currentMbyte: 0 currentFilepage 0
file 12(28) FileChangeState: 0 logFileStatus: 1 currentMbyte: 0 currentFilepage 0
file 13(29) FileChangeState: 0 logFileStatus: 1 currentMbyte: 0 currentFilepage 0
file 14(30) FileChangeState: 0 logFileStatus: 1 currentMbyte: 0 currentFilepage 0
file 15(31) FileChangeState: 0 logFileStatus: 1 currentMbyte: 0 currentFilepage 0
LP 2 blockInstance: 1 partNo: 2 state: 0 WW_Gci: 1 gcprec: -256 flq: 4294967040 4294967040 currfile: 32 tailFi
file 0(32) FileChangeState: 0 logFileStatus: 20 currentMbyte: 2 currentFilepage 69
file 1(33) FileChangeState: 0 logFileStatus: 20 currentMbyte: 0 currentFilepage 0
file 2(34) FileChangeState: 0 logFileStatus: 1 currentMbyte: 0 currentFilepage 0
file 3(35) FileChangeState: 0 logFileStatus: 1 currentMbyte: 0 currentFilepage 0
file 4(36) FileChangeState: 0 logFileStatus: 1 currentMbyte: 0 currentFilepage 0
file 5(37) FileChangeState: 0 logFileStatus: 1 currentMbyte: 0 currentFilepage 0
file 6(38) FileChangeState: 0 logFileStatus: 1 currentMbyte: 0 currentFilepage 0
file 7(39) FileChangeState: 0 logFileStatus: 1 currentMbyte: 0 currentFilepage 0
file 8(40) FileChangeState: 0 logFileStatus: 1 currentMbyte: 0 currentFilepage 0
file 9(41) FileChangeState: 0 logFileStatus: 1 currentMbyte: 0 currentFilepage 0
file 10(42) FileChangeState: 0 logFileStatus: 1 currentMbyte: 0 currentFilepage 0
file 11(43) FileChangeState: 0 logFileStatus: 1 currentMbyte: 0 currentFilepage 0
file 12(44) FileChangeState: 0 logFileStatus: 1 currentMbyte: 0 currentFilepage 0
file 13(45) FileChangeState: 0 logFileStatus: 1 currentMbyte: 0 currentFilepage 0
file 14(46) FileChangeState: 0 logFileStatus: 1 currentMbyte: 0 currentFilepage 0
file 15(47) FileChangeState: 0 logFileStatus: 1 currentMbyte: 0 currentFilepage 0
LP 3 blockInstance: 1 partNo: 3 state: 0 WW_Gci: 1 gcprec: -256 flq: 4294967040 4294967040 currfile: 48 tailFi
file 0(48) FileChangeState: 0 logFileStatus: 20 currentMbyte: 2 currentFilepage 69
file 1(49) FileChangeState: 0 logFileStatus: 20 currentMbyte: 0 currentFilepage 0
file 2(50) FileChangeState: 0 logFileStatus: 1 currentMbyte: 0 currentFilepage 0
file 3(51) FileChangeState: 0 logFileStatus: 1 currentMbyte: 0 currentFilepage 0
file 4(52) FileChangeState: 0 logFileStatus: 1 currentMbyte: 0 currentFilepage 0
file 5(53) FileChangeState: 0 logFileStatus: 1 currentMbyte: 0 currentFilepage 0
file 6(54) FileChangeState: 0 logFileStatus: 1 currentMbyte: 0 currentFilepage 0
file 7(55) FileChangeState: 0 logFileStatus: 1 currentMbyte: 0 currentFilepage 0
file 8(56) FileChangeState: 0 logFileStatus: 1 currentMbyte: 0 currentFilepage 0
file 9(57) FileChangeState: 0 logFileStatus: 1 currentMbyte: 0 currentFilepage 0
file 10(58) FileChangeState: 0 logFileStatus: 1 currentMbyte: 0 currentFilepage 0
file 11(59) FileChangeState: 0 logFileStatus: 1 currentMbyte: 0 currentFilepage 0
file 12(60) FileChangeState: 0 logFileStatus: 1 currentMbyte: 0 currentFilepage 0
file 13(61) FileChangeState: 0 logFileStatus: 1 currentMbyte: 0 currentFilepage 0
file 14(62) FileChangeState: 0 logFileStatus: 1 currentMbyte: 0 currentFilepage 0
file 15(63) FileChangeState: 0 logFileStatus: 1 currentMbyte: 0 currentFilepage 0

```

**Additional Information.** The next 2 tables provide information about file change state codes and log file status codes as shown in the previous example.

## FileChangeState Codes

**Table 2.5 FileChangeState codes states**

Value	File Change State
0	Content row 1, column 2



Value	File Change State
1	NOT_ONGOING
2	BOTH_WRITES_ONGOING
3	LAST_WRITE_ONGOING
4	WRITE_PAGE_ZERO_ONGOING

## LogFileStatus Codes

Table 2.6 LogFileStatus codes with log file status and descriptions

Value	Log File Status	Description
0	LFS_IDLE	Log file record
1	CLOSED	Log file closed
2	OPENING_INIT	---
3	OPEN_SR_FRONTPAGE	Log file opened front page of the
4	OPEN_SR_LAST_FILE	Opening last log
5	OPEN_SR_NEXT_FILE	Opening log file information about
6	OPEN_EXEC_SR_START	Log file opened
7	OPEN_EXEC_SR_NEW_MBYTE	---
8	OPEN_SR_FOURTH_PHASE	---
9	OPEN_SR_FOURTH_NEXT	---
10	OPEN_SR_FOURTH_ZERO	---
11	OPENING_WRITE_LOG	Log file opened
12	OPEN_EXEC_LOG	---
13	CLOSING_INIT	---
14	CLOSING_SR	Log file closed where to start
15	CLOSING_EXEC_SR	Log file closed
16	CLOSING_EXEC_SR_COMPLETED	---
17	CLOSING_WRITE_LOG	Log file closed
18	CLOSING_EXEC_LOG	---
19	OPEN_INIT	---
20	OPEN	Log file open.
21	OPEN_SR_READ_INVALIDATE_PAGES	---
22	CLOSE_SR_READ_INVALIDATE_PAGES	---
23	OPEN_SR_WRITE_INVALIDATE_PAGES	---
24	CLOSE_SR_WRITE_INVALIDATE_PAGES	---
25	OPEN_SR_READ_INVALIDATE_SEARCH_FILES	---
26	CLOSE_SR_READ_INVALIDATE_SEARCH_FILES	---
27	CLOSE_SR_READ_INVALIDATE_SEARCH_LAST_FILE	---

Value	Log File Status	Description
28	<a href="#">OPEN_EXEC_LOG_CACHED</a>	---
29	<a href="#">CLOSING_EXEC_LOG_CACHED</a>	---

More information about how these codes are defined can be found in the source file [storage/ndb/src/kernel/blocks/dblqh/Db1qh.hpp](#). See also [Section 2.43, "DUMP 2305"](#).

## 2.43 DUMP 2305

Code	2305
Symbol	---
Kernel Block	<a href="#">DBLQH</a>

**Description.** Show the states of all fragment log files (see [Section 2.42, "DUMP 2304"](#)), then kills the node.

### Sample Output.

...

**Additional Information.** [N/A]

## 2.44 DUMP 2308

Code	2308
Symbol	---
Kernel Block	<a href="#">DBLQH</a>

**Description.** Kills the node.

### Sample Output.

...

**Additional Information.** [N/A]

## 2.45 DUMP 2315

Code	2315
Symbol	<a href="#">LqhErrorInsert5042</a>
Kernel Block	<a href="#">DBLQH</a>

**Description.** [Unknown]

**Sample Output.** [N/A]

**Additional Information.** [N/A]

## 2.46 DUMP 2350

Code	<a href="#">data_node_id 2350 operation_filters</a>
------	---

Symbol ---  
 Kernel Block ---

**Description.** Dumps all operations on a given data node or data nodes, according to the type and other parameters defined by the operation filter or filters specified.

**Sample Output.** Dump all operations on data node 2, from API node 5:

```
ndb_mgm> 2 DUMP 2350 1 5
2011-11-01 13:16:49 [MgmSrvr] INFO      -- Node 2: Starting dump of operations
2011-11-01 13:16:49 [MgmSrvr] INFO      -- Node 2: OP[470]:
Tab: 4 frag: 0 TC: 3 API: 5(0x8035)transid: 0x31c 0x3500500 op: SCAN state: InQueue
2011-11-01 13:16:49 [MgmSrvr] INFO      -- Node 2: End of operation dump
```

**Additional information.** Information about operation filter and operation state values follows.

**Operation filter values.** The operation filter (or filters) can take on the following values:

**Table 2.7 Filter values**

Value	Filter
0	table ID
1	API node ID
2	2 transaction IDs, defining a range of transactions
3	transaction coordinator node ID

In each case, the ID of the object specified follows the specifier. See the sample output for examples.

**Operation states.** The “normal” states that may appear in the output from this command are listed here:

- *Transactions:*
  - **Prepared:** The transaction coordinator is idle, waiting for the API to proceed
  - **Running:** The transaction coordinator is currently preparing operations
  - **Committing, Prepare to commit, Commit sent:** The transaction coordinator is committing
  - **Completing:** The transaction coordinator is completing the commit (after commit, some cleanup is needed)
  - **Aborting:** The transaction coordinator is aborting the transaction
  - **Scanning:** The transaction coordinator is scanning
- *Scan operations:*
  - **WaitNextScan:** The scan is idle, waiting for API
  - **InQueue:** The scan has not yet started, but rather is waiting in queue for other scans to complete
- *Primary key operations:*
  - **In lock queue:** The operation is waiting on a lock
  - **Running:** The operation is being prepared

- **Prepared:** The operation is prepared, holding an appropriate lock, and waiting for commit or rollback to complete

**Relation to NDB API.** It is possible to match the output of `DUMP 2350` to specific threads or `Ndb` objects. First suppose that you dump all operations on data node 2 from API node 5, using table 4 only, like this:

```
ndb_mgm> 2 DUMP 2350 1 5 0 4
2011-11-01 13:16:49 [MgmSrvr] INFO      -- Node 2: Starting dump of operations
2011-11-01 13:16:49 [MgmSrvr] INFO      -- Node 2: OP[470]:
Tab: 4 frag: 0 TC: 3 API: 5(0x8035)transid: 0x31c 0x3500500 op: SCAN state: InQueue
2011-11-01 13:16:49 [MgmSrvr] INFO      -- Node 2: End of operation dump
```

Suppose you are working with an `Ndb` instance named `MyNdb`, to which this operation belongs. You can see that this is the case by calling the `Ndb` object's `getReference()` method, like this:

```
printf("MyNdb.getReference(): 0x%x\n", MyNdb.getReference());
```

The output from the preceding line of code is:

```
MyNdb.getReference(): 0x80350005
```

The high 16 bits of the value shown corresponds to the number in parentheses from the `OP` line in the `DUMP` command's output (8035). For more about this method, see [Ndb::getReference\(\)](#).

## 2.47 DUMP 2352

Code	<code>node_id 2352 operation_id</code>
Symbol	---
Kernel Block	---

**Description.** Gets information about an operation with a given operation ID.

**Sample Output.** First, obtain a dump of operations. Here, we use `DUMP 2350` to get a dump of all operations on data node 5 from API node 100:

```
2014-10-15 13:36:26 [MgmtSrvr] INFO      -- Node 100: Event buffer status: used=1025KB(100%) alloc=1025KB(0%) m
```

In this case, there is a single operation reported on node 5, whose operation ID is 3. To obtain the transaction ID and primary key for the operation having 3 as its ID, we use the node ID and operation ID with `DUMP 2352` as shown here:

```
ndb_mgm> 5 DUMP 2352 3
```

The following is written to the cluster log:

```
2014-10-15 13:45:20 [MgmtSrvr] INFO      -- Node 5: OP[3]: transid: 0xf 0x806400 key: 0x2
```

**Additional Information.** Use `DUMP 2350` to obtain an operation ID. See the example shown previously.

## 2.48 DUMP 2353

Code	2353
Symbol	<code>LqhDumpPoolLevels</code>

Kernel Block [DBLQH](#)

**Description.** Writes LQH pool usage information to the cluster log.

**Sample Output.**

```
2019-07-30 22:36:55 [MgmtSrvr] INFO -- Node 5: LQH : TcConnection (operation) records in use/total 0/3
2019-07-30 22:36:55 [MgmtSrvr] INFO -- Node 5: LQH : ScanRecord (Fragment) pool in use/total 3/514 (23
2019-07-30 22:36:55 [MgmtSrvr] INFO -- Node 6: LQH : TcConnection (operation) records in use/total 0/3
2019-07-30 22:36:55 [MgmtSrvr] INFO -- Node 6: LQH : ScanRecord (Fragment) pool in use/total 3/514 (23
```

**Additional Information.** [N/A]

## 2.49 DUMP 2354

Code 2354

Symbol [LqhReportCopyInfo](#)

Kernel Block [DBLQH](#)

**Description.** Prints a given scan fragment record from the specified instance. The syntax is shown here:

```
DUMP 2354 recordno instanceno
```

Here, *recordno* is the scan fragment record number, and *instanceno* is the number of the instance.

**Sample Output.**

```
2014-10-13 16:30:57 [MgmtSrvr] INFO -- Node 5: LDM instance 1: CopyFrag complete. 0 frags, +0/-0 rows,
2014-10-13 16:30:57 [MgmtSrvr] INFO -- Node 6: LDM instance 1: CopyFrag complete. 0 frags, +0/-0 rows,
```

**Additional Information.** This [DUMP](#) code was added in NDB 7.4.

## 2.50 DUMP 2355

Code 2355

Symbol [LqhKillAndSendToDead](#)

Kernel Block [DBLQH](#)

**Description.** Used to test clean signal shutoff on node failure.

## 2.51 DUMP 2356

Code 2356

Symbol [LqhSetTransientPoolMaxSize](#)

Kernel Block [DBLQH](#)

**Description.** Used to set a maximum size for the designated transient memory pool. Syntax: *node\_id DUMP 2356 pool\_index new\_size*.

**Additional Information.** Added in NDB 8.0.19 (Bug #30265415, Bug #96757).

## 2.52 DUMP 2357

Code	2357
Symbol	<code>LqhResetTransientPoolMaxSize</code>
Kernel Block	<code>DBLQH</code>

**Description.** Reset the given pooltransient memory pool to its default size. Syntax: `node_id DUMP 2357 pool_index`.

**Additional Information.** Added in NDB 8.0.19 (Bug #30265415, Bug #96757).

## 2.53 DUMP 2398

Code	<code>node_id 2398</code>
Symbol	---
Kernel Block	<code>DBLQH</code>

**Description.** Dumps information about free space in log part files for the data node with the node ID `node_id`. The dump is written to the data node out log rather than to the cluster log.

**Sample Output.** As written to `ndb_6_out.log`:

```
REDO part: 0 HEAD: file: 0 mbyte: 2 TAIL: file: 0 mbyte: 2 total: 256 free: 256 (mb)
REDO part: 1 HEAD: file: 0 mbyte: 2 TAIL: file: 0 mbyte: 2 total: 256 free: 256 (mb)
REDO part: 2 HEAD: file: 0 mbyte: 2 TAIL: file: 0 mbyte: 2 total: 256 free: 256 (mb)
REDO part: 3 HEAD: file: 0 mbyte: 2 TAIL: file: 0 mbyte: 2 total: 256 free: 256 (mb)
```

**Additional Information.** Each line of the output has the following format (shown here split across two lines for legibility):

```
REDO part: part_no HEAD: file: start_file_no mbyte: start_pos
TAIL: file: end_file_no mbyte: end_pos total: total_space free: free_space (mb)
```

A data node's redo log is divided into four parts; thus, `part_no` is always a number between 0 and 3 inclusive. The parts are stored in the data node file system `D8`, `D9`, `D10`, and `D11` directories with redo log part 0 being stored in `D8`, part 1 in `D9`, and so on (see [Section 1.1.2, "NDB Cluster Data Node File System Directory"](#)). Within each directory can be found a `DBLQH` subdirectory containing `NoOfFragmentLogFiles` files. The default value for `NoOfFragmentLogFiles` is 16. The default size of each of these files is 16 MB; this can be changed by setting the `FragmentLogFileSize` configuration parameter.

`start_file_no` indicates the number of the file and `start_pos` the point inside this file in which the redo log starts; for the example just shown, since `part_no` is 0, this means that the redo log starts at approximately 12 MB from the end of the file `D8/DBLQH/S6.FragLog`.

Similarly, `end_file_no` corresponds to the number of the file and `end_pos` to the point within that file where the redo log ends. Thus, in the previous example, the redo log's end point comes approximately 10 MB from the end of `D8/DBLQH/S6.FragLog`.

`total_space` shows the total amount of space reserved for part `part_no` of the redo log. This is equal to `NoOfFragmentLogFiles * FragmentLogFileSize`; by default this is 16 times 16 MB, or 256 MB. `free_space` shows the amount remaining. Thus, the amount used is equal to `total_space - free_space`; in this example, this is `256 - 254 = 2 MB`.

**Caution**

It is not recommended to execute [DUMP 2398](#) while a data node restart is in progress.

## 2.54 DUMP 2399

Code	<code>node_id 2399</code>
Symbol	<code>---</code>
Kernel Block	<code>DBLQH</code>

**Description.** Similarly to [DUMP 2398](#), this command dumps information about free space in log part files for the data node with the node ID `node_id`. Unlike the case with [DUMP 2398](#), the dump is written to the cluster log, and includes a figure for the percentage of free space remaining in the redo log.

### Sample Output.

```
ndb_mgm> 6 DUMP 2399
Sending dump signal with data:
0x0000095f
```

(Written to cluster log:)

```
2014-10-15 13:39:50 [MgmtSrvr] INFO      -- Node 5: Logpart: 0 head=[ file: 0 mbyte: 2 ] tail=[ file: 0 mby
2014-10-15 13:39:50 [MgmtSrvr] INFO      -- Node 5: Logpart: 1 head=[ file: 0 mbyte: 2 ] tail=[ file: 0 mby
2014-10-15 13:39:50 [MgmtSrvr] INFO      -- Node 5: Logpart: 2 head=[ file: 0 mbyte: 2 ] tail=[ file: 0 mby
2014-10-15 13:39:50 [MgmtSrvr] INFO      -- Node 5: Logpart: 3 head=[ file: 0 mbyte: 2 ] tail=[ file: 0 mby
2014-10-15 13:39:50 [MgmtSrvr] INFO      -- Node 6: Logpart: 0 head=[ file: 0 mbyte: 2 ] tail=[ file: 0 mby
2014-10-15 13:39:50 [MgmtSrvr] INFO      -- Node 6: Logpart: 1 head=[ file: 0 mbyte: 2 ] tail=[ file: 0 mby
2014-10-15 13:39:50 [MgmtSrvr] INFO      -- Node 6: Logpart: 2 head=[ file: 0 mbyte: 2 ] tail=[ file: 0 mby
2014-10-15 13:39:50 [MgmtSrvr] INFO      -- Node 6: Logpart: 3 head=[ file: 0 mbyte: 2 ] tail=[ file: 0 mby
```

**Additional Information.** Each line of the output uses the following format (shown here split across two lines for legibility):

```
timestamp [MgmtSrvr] INFO      -- Node node_id: Logpart: part_no head=[ file: start_file_no mbyte: start_pos
tail=[ file: end_file_no mbyte: end_pos ] total mb: total_space free mb: free_space free%: free_pct
```

`timestamp` shows when the command was executed by data node `node_id`. A data node's redo log is divided into four parts, which part is indicated by `part_no` (always a number between 0 and 3 inclusive). The parts are stored in the data node file system directories named `D8`, `D9`, `D10`, and `D11`; redo log part 0 is stored in `D8`, part 1 in `D9`, and so on. Within each of these four directories is a `DBLQH` subdirectory containing `NoOfFragmentLogFiles` fragment log files. The default value for `NoOfFragmentLogFiles` is 16. The default size of each of these files is 16 MB; this can be changed by setting the `FragmentLogFileSize` configuration parameter. (See [Section 1.1.2, "NDB Cluster Data Node File System Directory"](#), for more information about the fragment log files.)

`start_file_no` indicates the number of the file and `start_pos` the point inside this file in which the redo log starts; for the example just shown, since `part_no` is 0, this means that the redo log starts at approximately 12 MB from the end of the file `D8/DBLQH/S6.FragLog`.

Similarly, `end_file_no` corresponds to the number of the file and `end_pos` to the point within that file where the redo log ends. Thus, in the previous example, the redo log's end point comes approximately 10 MB from the end of `D8/DBLQH/S6.FragLog`.

`total_space` shows the total amount of space reserved for part `part_no` of the redo log. This is equal to `NoOfFragmentLogFiles * FragmentLogFileSize`; by default this is 16 times 16 MB, or 256 MB.

*free\_space* shows the amount remaining. The amount used is equal to *total\_space* - *free\_space*; in this example, this is 256 - 254 = 2 MB. *free\_pct* shows the ratio of *free\_space* to *total\_space*, expressed as whole-number percentage. In the example just shown, this is equal to 100 \* (254 / 256), or approximately 99 percent.

## 2.55 DUMP 2400

Code	2400 <i>record_id</i>
Symbol	<i>AccDumpOneScanRec</i>
Kernel Block	DBACC

**Description.** Dumps the scan record having record ID *record\_id*.

**Sample Output.** From ALL DUMP 2400 1 the following output is written to the cluster log:

```
2014-10-15 13:49:50 [MgmtSrvr] INFO -- Node 5: Dbacc::ScanRec[1]: state=1, transid(0x0, 0x0)
2014-10-15 13:49:50 [MgmtSrvr] INFO -- Node 5: activeLocalFrag=0, nextBucketIndex=0
2014-10-15 13:49:50 [MgmtSrvr] INFO -- Node 5: scanNextfreerec=2 firstActOp=0 firstLockedOp=0, scanLastLo
2014-10-15 13:49:50 [MgmtSrvr] INFO -- Node 5: scanUserP=0, startNoBuck=0, minBucketIndexToRescan=0, maxB
2014-10-15 13:49:50 [MgmtSrvr] INFO -- Node 5: scanBucketState=0, scanLockHeld=0, userBlockRef=0, scanMas
2014-10-15 13:49:50 [MgmtSrvr] INFO -- Node 6: Dbacc::ScanRec[1]: state=1, transid(0x0, 0x0)
2014-10-15 13:49:50 [MgmtSrvr] INFO -- Node 6: activeLocalFrag=0, nextBucketIndex=0
2014-10-15 13:49:50 [MgmtSrvr] INFO -- Node 6: scanNextfreerec=2 firstActOp=0 firstLockedOp=0, scanLastLo
2014-10-15 13:49:50 [MgmtSrvr] INFO -- Node 6: scanUserP=0, startNoBuck=0, minBucketIndexToRescan=0, maxB
2014-10-15 13:49:50 [MgmtSrvr] INFO -- Node 6: scanBucketState=0, scanLockHeld=0, userBlockRef=0, scanMas
```

**Additional Information.** For dumping all scan records, see [Section 2.56, "DUMP 2401"](#).

## 2.56 DUMP 2401

Code	2401
Symbol	<i>AccDumpAllScanRec</i>
Kernel Block	DBACC

**Description.** Dumps all scan records for the node specified.

**Sample Output.**

```
2014-10-15 13:52:06 [MgmtSrvr] INFO -- Node 5: ACC: Dump all ScanRec - size: 514
2014-10-15 13:52:06 [MgmtSrvr] INFO -- Node 5: Dbacc::ScanRec[1]: state=1, transid(0x0, 0x0)
2014-10-15 13:52:06 [MgmtSrvr] INFO -- Node 5: activeLocalFrag=0, nextBucketIndex=0
2014-10-15 13:52:06 [MgmtSrvr] INFO -- Node 5: scanNextfreerec=2 firstActOp=0 firstLockedOp=0, scanLastLo
2014-10-15 13:52:06 [MgmtSrvr] INFO -- Node 5: scanUserP=0, startNoBuck=0, minBucketIndexToRescan=0, maxB
2014-10-15 13:52:06 [MgmtSrvr] INFO -- Node 5: scanBucketState=0, scanLockHeld=0, userBlockRef=0, scanMas
2014-10-15 13:52:06 [MgmtSrvr] INFO -- Node 5: Dbacc::ScanRec[2]: state=1, transid(0x0, 0x0)
2014-10-15 13:52:06 [MgmtSrvr] INFO -- Node 5: activeLocalFrag=0, nextBucketIndex=0
2014-10-15 13:52:06 [MgmtSrvr] INFO -- Node 5: scanNextfreerec=3 firstActOp=0 firstLockedOp=0, scanLastLo
2014-10-15 13:52:06 [MgmtSrvr] INFO -- Node 5: scanUserP=0, startNoBuck=0, minBucketIndexToRescan=0, maxB
2014-10-15 13:52:06 [MgmtSrvr] INFO -- Node 5: scanBucketState=0, scanLockHeld=0, userBlockRef=0, scanMas
2014-10-15 13:52:06 [MgmtSrvr] INFO -- Node 5: Dbacc::ScanRec[3]: state=1, transid(0x0, 0x0)
2014-10-15 13:52:06 [MgmtSrvr] INFO -- Node 5: activeLocalFrag=0, nextBucketIndex=0
2014-10-15 13:52:06 [MgmtSrvr] INFO -- Node 5: scanNextfreerec=4 firstActOp=0 firstLockedOp=0, scanLastLo
2014-10-15 13:52:06 [MgmtSrvr] INFO -- Node 5: scanUserP=0, startNoBuck=0, minBucketIndexToRescan=0, maxB
2014-10-15 13:52:06 [MgmtSrvr] INFO -- Node 5: scanBucketState=0, scanLockHeld=0, userBlockRef=0, scanMas
.
.
.
```



```

2014-10-15 13:52:06 [MgmtSrvr] INFO -- Node 6: Dbacc::ScanRec[511]: state=1, transid(0x0, 0x0)
2014-10-15 13:52:06 [MgmtSrvr] INFO -- Node 6: activeLocalFrag=0, nextBucketIndex=0
2014-10-15 13:52:06 [MgmtSrvr] INFO -- Node 6: scanNextfreerec=512 firstActOp=0 firstLockedOp=0, scan
2014-10-15 13:52:06 [MgmtSrvr] INFO -- Node 6: scanUserP=0, startNoBuck=0, minBucketIndexToRescan=0, r
2014-10-15 13:52:06 [MgmtSrvr] INFO -- Node 6: scanBucketState=0, scanLockHeld=0, userBlockRef=0, scan
2014-10-15 13:52:06 [MgmtSrvr] INFO -- Node 6: Dbacc::ScanRec[512]: state=1, transid(0x0, 0x0)
2014-10-15 13:52:06 [MgmtSrvr] INFO -- Node 6: activeLocalFrag=0, nextBucketIndex=0
2014-10-15 13:52:06 [MgmtSrvr] INFO -- Node 6: scanNextfreerec=513 firstActOp=0 firstLockedOp=0, scan
2014-10-15 13:52:06 [MgmtSrvr] INFO -- Node 6: scanUserP=0, startNoBuck=0, minBucketIndexToRescan=0, r
2014-10-15 13:52:06 [MgmtSrvr] INFO -- Node 6: scanBucketState=0, scanLockHeld=0, userBlockRef=0, scan
2014-10-15 13:52:06 [MgmtSrvr] INFO -- Node 6: Dbacc::ScanRec[513]: state=1, transid(0x0, 0x0)
2014-10-15 13:52:06 [MgmtSrvr] INFO -- Node 6: activeLocalFrag=0, nextBucketIndex=0
2014-10-15 13:52:06 [MgmtSrvr] INFO -- Node 6: scanNextfreerec=-256 firstActOp=0 firstLockedOp=0, scan
2014-10-15 13:52:06 [MgmtSrvr] INFO -- Node 6: scanUserP=0, startNoBuck=0, minBucketIndexToRescan=0, r
2014-10-15 13:52:06 [MgmtSrvr] INFO -- Node 6: scanBucketState=0, scanLockHeld=0, userBlockRef=0, scan

```

**Additional Information.** Use this command with caution, as there may be a great many scans. If you want to dump a single scan record, given its record ID, see [Section 2.55, “DUMP 2400”](#); for dumping all active scan records, see [Section 2.57, “DUMP 2402”](#).

## 2.57 DUMP 2402

Code	2402
Symbol	<a href="#">AccDumpAllActiveScanRec</a>
Kernel Block	<a href="#">DBACC</a>

**Description.** Dumps all active scan records.

**Sample Output.** Similar to that for DUMP 2400 and DUMP 2401. See [Section 2.56, “DUMP 2401”](#).

**Additional Information.** To dump all scan records (active or not), see [Section 2.56, “DUMP 2401”](#).

## 2.58 DUMP 2403

Code	2403 <i>record_id</i>
Symbol	<a href="#">AccDumpOneOperationRec</a>
Kernel Block	<a href="#">DBACC</a>

**Description.** Dumps a given operation record, given its ID. No arguments other than this (and the node ID or [ALL](#)) are required.

**Sample Output.** (For [ALL DUMP 2403 1:](#))

```

2014-10-15 13:56:26 [MgmtSrvr] INFO -- Node 5: Dbacc::operationrec[1]: transid(0x0, 0x306400)
2014-10-15 13:56:26 [MgmtSrvr] INFO -- Node 5: elementIsforward=1, elementPage=131095, elementPointer=
2014-10-15 13:56:26 [MgmtSrvr] INFO -- Node 5: fid=0, fragptr=8
2014-10-15 13:56:26 [MgmtSrvr] INFO -- Node 5: hashValue=-946144765
2014-10-15 13:56:26 [MgmtSrvr] INFO -- Node 5: nextLockOwnerOp=-256, nextOp=-256, nextParallelQue=2
2014-10-15 13:56:26 [MgmtSrvr] INFO -- Node 5: nextSerialQue=-256, prevOp=0
2014-10-15 13:56:26 [MgmtSrvr] INFO -- Node 5: prevLockOwnerOp=-256, prevParallelQue=2
2014-10-15 13:56:26 [MgmtSrvr] INFO -- Node 5: prevSerialQue=-256, scanRecPtr=-256
2014-10-15 13:56:26 [MgmtSrvr] INFO -- Node 5: m_op_bits=0xffffffff, scanBits=0, reducedHashValue=ebe8
2014-10-15 13:56:26 [MgmtSrvr] INFO -- Node 6: Dbacc::operationrec[1]: transid(0xf, 0x806400)
2014-10-15 13:56:26 [MgmtSrvr] INFO -- Node 6: elementIsforward=1, elementPage=131078, elementPointer=
2014-10-15 13:56:26 [MgmtSrvr] INFO -- Node 6: fid=1, fragptr=17
2014-10-15 13:56:26 [MgmtSrvr] INFO -- Node 6: hashValue=-498516881

```

```

2014-10-15 13:56:26 [MgmtSrvr] INFO -- Node 6: nextLockOwnerOp=-256, nextOp=-256, nextParallelQue=-256
2014-10-15 13:56:26 [MgmtSrvr] INFO -- Node 6: nextSerialQue=-256, prevOp=0
2014-10-15 13:56:26 [MgmtSrvr] INFO -- Node 6: prevLockOwnerOp=4, prevParallelQue=-256
2014-10-15 13:56:26 [MgmtSrvr] INFO -- Node 6: prevSerialQue=-256, scanRecPtr=-256
2014-10-15 13:56:26 [MgmtSrvr] INFO -- Node 6: m_op_bits=0xffffffff, scanBits=0, reducedHashValue=a4f1

```

**Additional Information.** [N/A]

## 2.59 DUMP 2404

Code 2404

Symbol [AccDumpNumOpRecs](#)

Kernel Block [DBACC](#)

**Description.** Prints the number of operation records (total number, and number free) to the cluster log.

**Sample Output.**

```

2014-10-15 13:59:27 [MgmtSrvr] INFO -- Node 5: Dbacc::OperationRecords: num=167764, free=131670
2014-10-15 13:59:27 [MgmtSrvr] INFO -- Node 6: Dbacc::OperationRecords: num=167764, free=131670

```

**Additional Information.** The total number of operation records is determined by the value set for the [MaxNoOfConcurrentOperations](#) configuration parameter.

## 2.60 DUMP 2405

Code 2405

Symbol [AccDumpFreeOpRecs](#)

Kernel Block ---

**Description.** Unknown: No output results if this command is called without additional arguments; if an extra argument is used, this command crashes the data node.

**Sample Output.** (For 2 [DUMP 2405 1:](#))

```

Time: Sunday 01 November 2015 - 18:33:54
Status: Temporary error, restart node
Message: Job buffer congestion (Internal error, programming error or
missing error message, please report a bug)
Error: 2334
Error data: Job Buffer Full
Error object: APZJobBuffer.C
Program: ./libexec/ndbd
Pid: 27670
Trace: /usr/local/mysql/cluster/ndb_2_trace.log.1
Version: Version 5.6.27-ndb-7.4.8

```

**Additional Information.** [N/A]

## 2.61 DUMP 2406

Code 2406

Symbol [AccDumpNotFreeOpRecs](#)

Kernel Block [DBACC](#)

**Description.** Unknown: No output results if this command is called without additional arguments; if an extra argument is used, this command crashes the data node.

**Sample Output.** (For 2 [DUMP 2406 1:](#))

```
Time: Sunday 01 November 2015 - 18:39:16
Status: Temporary error, restart node
Message: Job buffer congestion (Internal error, programming error or
missing error message, please report a bug)
Error: 2334
Error data: Job Buffer Full
Error object: APZJobBuffer.C
Program: ./libexec/ndbd
Pid: 27956
Trace: /usr/local/mysql/cluster/ndb_2_trace.log.1
Version: Version 5.6.27-ndb-7.4.8
```

**Additional Information.** [N/A]

## 2.62 DUMP 2500

In NDB Cluster 7.4 and later, this [DUMP](#) code prints a set of scan fragment records to the cluster log.

Code	2500
Symbol	<a href="#">TcDumpSetOfScanFragRec</a>
Kernel Block	<a href="#">DBTC</a>

**Description.** This [DUMP](#) code uses the syntax shown here:

```
DUMP 2500 recordno numrecords dbtcinst [activeonly]
```

This prints *numrecords* records from [DBTC](#) instance *dbtcinst*, starting with the record having record number *recno*. The last argument is optional; all of the others shown are required. *activeonly* is a boolean that determines whether or not to print only active records. If set to 1 (actually, any nonzero value), only active records are printed and ignore any free records not in use for the moment. 0 means all records are included. The default is 1.

**Sample Output.**

```
o o o
```

**Additional Information.** [N/A]

Prior to NDB Cluster 7.4, this [DUMP](#) code had a different symbol and function, as described in this table and the notes that follow.

Code	2500
Symbol	<a href="#">TcDumpAllScanFragRec</a>
Kernel Block	<a href="#">DBTC</a>

**Description.** Kills the data node.

**Sample Output.**

```
Time: Sunday 01 November 2015 - 13:37:11
Status: Temporary error, restart node
Message: Assertion (Internal error, programming error or missing error
```

```

message, please report a bug)
Error: 2301
Error data: ArrayPool<T>::getPtr
Error object: ../../../../storage/ndb/src/kernel/vm/ArrayPool.hpp line: 345
(block: CMVMI)
Program: ./libexec/ndbd
Pid: 13237
Trace: /usr/local/mysql/cluster/ndb_2_trace.log.1
Version: Version 5.6.21-ndb-7.3.7

```

## 2.63 DUMP 2501

Code	2501
Symbol	<a href="#">TcDumpOneScanFragRec</a>
Kernel Block	<a href="#">DBTC</a>

**Description.** No output if called without any additional arguments. With additional arguments, it kills the data node.

**Sample Output.** (For 2 [DUMP 2501 1:](#))

```

Time: Sunday 01 November 2015 - 18:41:41
Status: Temporary error, restart node
Message: Assertion (Internal error, programming error or missing error
message, please report a bug)
Error: 2301
Error data: ArrayPool<T>::getPtr
Error object: ../../../../storage/ndb/src/kernel/vm/ArrayPool.hpp line: 345
(block: DBTC)
Program: ./libexec/ndbd
Pid: 28239
Trace: /usr/local/mysql/cluster/ndb_2_trace.log.1
Version: Version 5.6.27-ndb-7.4.8

```

**Additional Information.** [N/A]

## 2.64 DUMP 2502

In NDB Cluster 7.4 and later, this code can be used to print a set of scan records for a given [DBTC](#) block instance in the cluster log.

Code	2502
Symbol	<a href="#">TcDumpAllScanRec</a>
Kernel Block	<a href="#">DBTC</a>

**Description.** This [DUMP](#) code uses the syntax shown here:

```
DUMP 2502 recordno numrecords dbtcinst [activeonly]
```

This prints *numrecords* scan records from [DBTC](#) instance number *dbtcinst*, starting with the record having record number *recordno*. The last argument is optional; all of the others shown are required. *activeonly* is a boolean that determines whether or not to print only active records. If set to 1 (actually, any nonzero value), only active records are printed and ignore any free records not in use for the moment. 0 means all records are included. The default is 1.

*NDB Cluster 7.3 and earlier:*

## DUMP 2503 (OBSOLETE)

Code 2502  
Symbol [TcDumpAllScanRec](#)  
Kernel Block [DBTC](#)

**Description.** Dumps all scan records held by TC blocks.

### Sample Output.

```
Node 2: TC: Dump all ScanRecord - size: 256
Node 2: Dbtc::ScanRecord[1]: state=0nextfrag=0, nofrag=0
Node 2: ailen=0, para=0, receivedop=0, noOprePperFrag=0
Node 2: schv=0, tab=0, sproc=0
Node 2: apiRec=-256, next=2
Node 2: Dbtc::ScanRecord[2]: state=0nextfrag=0, nofrag=0
Node 2: ailen=0, para=0, receivedop=0, noOprePperFrag=0
Node 2: schv=0, tab=0, sproc=0
Node 2: apiRec=-256, next=3
Node 2: Dbtc::ScanRecord[3]: state=0nextfrag=0, nofrag=0
Node 2: ailen=0, para=0, receivedop=0, noOprePperFrag=0
Node 2: schv=0, tab=0, sproc=0
Node 2: apiRec=-256, next=4
.
.
.
Node 2: Dbtc::ScanRecord[254]: state=0nextfrag=0, nofrag=0
Node 2: ailen=0, para=0, receivedop=0, noOprePperFrag=0
Node 2: schv=0, tab=0, sproc=0
Node 2: apiRec=-256, next=255
Node 2: Dbtc::ScanRecord[255]: state=0nextfrag=0, nofrag=0
Node 2: ailen=0, para=0, receivedop=0, noOprePperFrag=0
Node 2: schv=0, tab=0, sproc=0
Node 2: apiRec=-256, next=-256
Node 2: Dbtc::ScanRecord[255]: state=0nextfrag=0, nofrag=0
Node 2: ailen=0, para=0, receivedop=0, noOprePperFrag=0
Node 2: schv=0, tab=0, sproc=0
Node 2: apiRec=-256, next=-256
```

**Additional Information.** [N/A]

## 2.65 DUMP 2503 (OBSOLETE)



### Note

This [DUMP](#) command is not supported in NDB 7.4 and later.

Code 2503  
Symbol [TcDumpAllActiveScanRec](#)  
Kernel Block [DBTC](#)

**Description.** Dumps all active scan records.

### Sample Output.

```
Node 2: TC: Dump active ScanRecord - size: 256
```

**Additional Information.** [N/A]

## 2.66 DUMP 2504

Code	2504 <i>record_id</i>
Symbol	TcDumpOneScanRec
Kernel Block	DBTC

**Description.** Dumps a single scan record having the record ID *record\_id*. (For dumping all scan records, see [Section 2.64, "DUMP 2502"](#).)

**Sample Output.** (For `2 DUMP 2504 1:`)

```
Node 2: Dbtc::ScanRecord[1]: state=0nextfrag=0, nofrag=0
Node 2:  ailen=0, para=0, receivedop=0, noOprePperFrag=0
Node 2:  schv=0, tab=0, sproc=0
Node 2:  apiRec=-256, next=2
```

**Additional Information.** The attributes in the output of this command are described as follows:

- **ScanRecord.** The scan record slot number (same as *record\_id*)
- **state.** One of the following values (found as `ScanState` in `Dbtc.hpp`):

**Table 2.8 ScanState values**

Value	State
0	IDLE
1	WAIT_SCAN_TAB_INFO
2	WAIT_AI
3	WAIT_FRAGMENT_COUNT
4	RUNNING
5	CLOSING_SCAN

- **nextfrag:** ID of the next fragment to be scanned. Used by a scan fragment process when it is ready for the next fragment.
- **nofrag:** Total number of fragments in the table being scanned.
- **ailen:** Length of the expected attribute information.
- **para:** Number of scan frag processes that belonging to this scan.
- **receivedop:** Number of operations received.
- **noOprePperFrag:** Maximum number of bytes per batch.
- **schv:** Schema version used by this scan.
- **tab:** The index or table that is scanned.
- **sproc:** Index of stored procedure belonging to this scan.
- **apiRec:** Reference to `ApiConnectRecord`
- **next:** Index of next `ScanRecord` in free list

## 2.67 DUMP 2505

Code	2505
Symbol	<a href="#">TcDumpOneApiConnectRec</a>
Kernel Block	<a href="#">DBTC</a>

**Description.** Prints the API connection record [recordno](#) from instance [instanceno](#), using the syntax shown here:

```
DUMP 2505 recordno instanceno
```

### Sample Output.

```
...
```

**Additional Information.** [DUMP](#) code 2505 was added in NDB 7.4.

## 2.68 DUMP 2506 (OBSOLETE)



### Note

This [DUMP](#) command is not supported in NDB 7.4 and later.

Code	2506
Symbol	<a href="#">TcDumpAllApiConnectRec</a>
Kernel Block	<a href="#">DBTC</a>

**Description.** [Unknown]

### Sample Output.

```
Node 2: TC: Dump all ApiConnectRecord - size: 12288
Node 2: Dbtc::ApiConnectRecord[1]: state=0, abortState=0, apiFailState=0
Node 2: transid(0x0, 0x0), apiBref=0x1000002, scanRec=-256
Node 2: ctcTimer=36057, apiTimer=0, counter=0, retcode=0, retsig=0
Node 2: lqhkeyconfrec=0, lqhkeyregrec=0, tckeyrec=0
Node 2: next=-256
Node 2: Dbtc::ApiConnectRecord[2]: state=0, abortState=0, apiFailState=0
Node 2: transid(0x0, 0x0), apiBref=0x1000002, scanRec=-256
Node 2: ctcTimer=36057, apiTimer=0, counter=0, retcode=0, retsig=0
Node 2: lqhkeyconfrec=0, lqhkeyregrec=0, tckeyrec=0
Node 2: next=-256
Node 2: Dbtc::ApiConnectRecord[3]: state=0, abortState=0, apiFailState=0
Node 2: transid(0x0, 0x0), apiBref=0x1000002, scanRec=-256
Node 2: ctcTimer=36057, apiTimer=0, counter=0, retcode=0, retsig=0
Node 2: lqhkeyconfrec=0, lqhkeyregrec=0, tckeyrec=0
Node 2: next=-256
.
.
.
Node 2: Dbtc::ApiConnectRecord[12287]: state=7, abortState=0, apiFailState=0
Node 2: transid(0x0, 0x0), apiBref=0xffffffff, scanRec=-256
Node 2: ctcTimer=36308, apiTimer=0, counter=0, retcode=0, retsig=0
Node 2: lqhkeyconfrec=0, lqhkeyregrec=0, tckeyrec=0
Node 2: next=-256
Node 2: Dbtc::ApiConnectRecord[12287]: state=7, abortState=0, apiFailState=0
```

```
Node 2: transid(0x0, 0x0), apiBref=0xffffffff, scanRec=-256
Node 2: ctcTimer=36308, apiTimer=0, counter=0, retcode=0, retsig=0
Node 2: lqhkeyconfrec=0, lqhkeyreqrec=0, tckeyrec=0
Node 2: next=-256
```

**Additional Information.** If the default settings are used, the output from this command is likely to exceed the maximum log file size.

## 2.69 DUMP 2507

Code	2507
Symbol	<a href="#">TcSetTransactionTimeout</a>
Kernel Block	<a href="#">DBTC</a>

**Description.** Sets [TransactionDeadlockDetectionTimeout](#).

**Sample Output.**

```
...
```

**Additional Information.** [N/A]

## 2.70 DUMP 2508

Code	2508
Symbol	<a href="#">TcSetApplTransactionTimeout</a>
Kernel Block	<a href="#">DBTC</a>

**Description.** Sets [TransactionInactiveTimeout](#).

**Sample Output.**

```
...
```

**Additional Information.** [N/A]

## 2.71 DUMP 2512

Code	2512 <i>delay</i>
Symbol	<a href="#">TcStartDumpIndexOpCount</a>
Kernel Block	<a href="#">DBTC</a>

**Description.** Dumps the value of [MaxNoOfConcurrentIndexOperations](#), and the current resource usage, in a continuous loop. The *delay* time between reports can optionally be specified (in seconds), with the default being 1 and the maximum value being 25 (values greater than 25 are silently coerced to 25).

**Sample Output.** (Single report:)

```
Node 2: IndexOpCount: pool: 8192 free: 8192
```

**Additional Information.** There appears to be no way to disable the repeated checking of [MaxNoOfConcurrentIndexOperations](#) once started by this command, except by restarting the data node. It may be preferable for this reason to use [DUMP 2513](#) instead (see [Section 2.72, "DUMP 2513"](#)).



## 2.72 DUMP 2513

Code	2513
Symbol	<a href="#">TcDumpIndexOpCount</a>
Kernel Block	<a href="#">DBTC</a>

**Description.** Dumps the value of [MaxNoOfConcurrentIndexOperations](#), and the current resource usage.

### Sample Output.

```
Node 2: IndexOpCount: pool: 8192 free: 8192
```

**Additional Information.** Unlike the continuous checking done by [DUMP 2512](#) the check is performed only once.

## 2.73 DUMP 2514

Code	2514
Symbol	<a href="#">TcDumpApiConnectRecSummary</a>
Kernel Block	<a href="#">DBTC</a>

**Description.** Provides information counts for allocated, seized, stateless, stateful, and scanning transaction objects for each API node.

The syntax for this command is shown here:

```
DUMP 2514 [instanceno]
```

This command takes the [DBTC](#) instance number (*instanceno*) as an optional argument; if not specified, it defaults to 0. The *instanceno* is not needed if there is only one instance of [DBTC](#).

### Sample Output.

```
Start of ApiConnectRec summary (6144 total allocated)
  Api node 10 connect records seized : 0 stateless : 0 stateful : 0 scan : 0
  Api node 11 connect records seized : 2 stateless : 0 stateful : 0 scan : 0
  Api node 12 connect records seized : 1 stateless : 0 stateful : 0 scan : 0
```

The total number of records allocated depends on the number of transactions and a number of other factors, with the value of [MaxNoOfConcurrentTransactions](#) setting an upper limit. See the description of this parameter for more information

**Additional Information.** There are two possible states for each record, listed here:

1. *Available*: In the per-data node pool, not yet seized by any API node
2. *Seized*: Reserved from the per-data node pool by a particular API

Seized nodes further be divided into a number of categories or sub-states, as shown in the following list:

- *Ready*: (Not counted here) Seized, ready for use; can be calculated for an API as # seized - (# stateless + # stateful + # scan)
- *Stateless*: Record was last used for a 'stateless' transaction, and is effectively ready

- *Stateful*: Record is in use by a transaction
- *Scan*: Record is in use for a scan (table or ordered index)

## 2.74 DUMP 2515

Code	2515
Symbol	<code>TcDumpSetOfApiConnectRec</code>
Kernel Block	DBTC

**Description.** Prints a range of API connection records. The syntax is as shown here, where `recordno` is the number of the first record, `numrecords` is the number of records to be dumped, and `instanceno` is the block instance number:

```
DUMP 2515 recordno numrecords instanceno
```



### Caution

It is recommended not to print more than 10 records at a time using this `DUMP` code from a cluster under load.

### Sample Output.

```
...
```

**Additional Information.** `DUMP` code 2515 was added in NDB 7.4.

## 2.75 DUMP 2516

Code	2516
Symbol	<code>TcDumpOneTcConnectRec</code>
Kernel Block	DBTC

**Description.** Prints the TC connection record `recordno` from instance `instanceno`, using the syntax shown here:

```
DUMP 2516 recordno instanceno
```

To print a series of such records, use `DUMP 2517`.

### Sample Output.

```
...
```

**Additional Information.** `DUMP` code 2516 was added in NDB 7.4.

## 2.76 DUMP 2517

Code	2517
Symbol	<code>TcDumpSetOfTcConnectRec</code>
Kernel Block	DBTC

**Description.** Prints a range of TC connection records. The syntax is as shown here, where *recordno* is the number of the first record, *numrecords* is the number of records to be dumped, and *instanceno* is the block instance number:

```
DUMP 2517 recordno numrecords instanceno
```



### Caution

It is recommended not to print more than 10 records at a time using `DUMP 2517` code from a cluster under load.

### Sample Output.

```
...
```

**Additional Information.** `DUMP` code 2517 was added in NDB 7.4.

## 2.77 DUMP 2550

```
Code                data_node_id 2550 transaction_filters
Symbol              ---
Kernel Block        ---
```

**Description.** Dumps all transaction from data node *data\_node\_id* meeting the conditions established by the transaction filter or filters specified.

**Sample Output.** Dump all transactions on node 2 which have been inactive for 30 seconds or longer:

```
ndb_mgm> 2 DUMP 2550 4 30
2011-11-01 13:16:49 [MgmSrvr] INFO      -- Node 2: Starting dump of transactions
2011-11-01 13:16:49 [MgmSrvr] INFO      -- Node 2: TRX[123]: API: 5(0x8035) transid: 0x31c 0x3500500 inacti
2011-11-01 13:16:49 [MgmSrvr] INFO      -- Node 2: End of transaction dump
```

**Additional Information.** The following values may be used for transaction filters. The filter value must be followed by one or more node IDs or, in the case of the last entry in the table, by the time in seconds that transactions have been inactive:

**Table 2.9 Data node transaction filter values and descriptions**

Value	Filter
1	API node ID
2	2 transaction IDs, defining a range of transactions
4	time transactions inactive (seconds)

## 2.78 DUMP 2553

```
Code                2553
Symbol              TcResourceSnapshot
Kernel Block        DBTC
```

**Description.** Saves a snapshot from `DBTC`.

### Sample Output.

.....

**Additional Information.** [N/A]

## 2.79 DUMP 2554

Code 2554  
 Symbol [TcResourceCheckLeak](#)  
 Kernel Block [DBTC](#)

**Description.** Checks the snapshot taken by [DUMP 2553](#).**Sample Output.**

.....

**Additional Information.** [N/A]

## 2.80 DUMP 2555

Code 2555  
 Symbol [TcDumpPoolLevels](#)  
 Kernel Block [DBTC](#)

**Description.** Prints pool levels to the cluster log.**Sample Output.**

```
ndb_mgm> ALL DUMP 2555
Sending dump signal with data:
0x000009fb
Sending dump signal with data:
0x000009fb
```

```
DUMP TcDumpPoolLevels : Bad signal length : 1
```

```
ndb_mgm> ALL DUMP 2555 2
Sending dump signal with data:
0x000009fb 0x00000002
Sending dump signal with data:
0x000009fb 0x00000002
```

```
2019-07-31 08:14:14 [MgmtSrvr] INFO -- Node 5: TC: instance: 0, Print pool levels
2019-07-31 08:14:14 [MgmtSrvr] INFO -- Node 5: TC : Concurrent operations in use/total : 0/42769 (152 byte
2019-07-31 08:14:14 [MgmtSrvr] INFO -- Node 5: TC : Concurrent scans in use/total : 0/256 (120 bytes each)
2019-07-31 08:14:14 [MgmtSrvr] INFO -- Node 5: TC : Scan Frag records in use/total : 0/511 (64 bytes each)
2019-07-31 08:14:14 [MgmtSrvr] INFO -- Node 6: TC: instance: 0, Print pool levels
2019-07-31 08:14:14 [MgmtSrvr] INFO -- Node 6: TC : Concurrent operations in use/total : 0/42769 (152 byte
2019-07-31 08:14:14 [MgmtSrvr] INFO -- Node 6: TC : Concurrent scans in use/total : 0/256 (120 bytes each)
2019-07-31 08:14:14 [MgmtSrvr] INFO -- Node 6: TC : Scan Frag records in use/total : 0/511 (64 bytes each)
```

**Additional Information.** This [DUMP](#) code was added in NDB 7.4.

## 2.81 DUMP 2556

Code 2556  
 Symbol [TcSetTransientPoolMaxSize](#)

Kernel Block [DBTC](#)

**Description.** Set the maximum size for the transaction coordinator's transient pool.

**Sample Output.**

.....

**Additional Information.** See [storage/ndb/src/kernel/blocks/dbtc/DbtcMain.cpp](#) for more information.

## 2.82 DUMP 2557

Code [2557](#)

Symbol [TcResetTransientPoolMaxSize](#)

Kernel Block [DBTC](#)

**Description.** Reset the maximum size for the transaction coordinator's transient pool to its original value.

**Sample Output.**

.....

**Additional Information.** See [storage/ndb/src/kernel/blocks/dbtc/DbtcMain.cpp](#) and [DUMP 2556](#).

## 2.83 DUMP 2600

Code [2600](#)

Symbol [CmvmiDumpConnections](#)

Kernel Block [CMVMI](#)

**Description.** Shows status of connections between all cluster nodes. When the cluster is operating normally, every connection has the same status.

**Sample Output.**

```
Node 3: Connection to 1 (MGM) is connected
Node 3: Connection to 2 (MGM) is trying to connect
Node 3: Connection to 3 (DB) does nothing
Node 3: Connection to 4 (DB) is connected
Node 3: Connection to 7 (API) is connected
Node 3: Connection to 8 (API) is connected
Node 3: Connection to 9 (API) is trying to connect
Node 3: Connection to 10 (API) is trying to connect
Node 3: Connection to 11 (API) is trying to connect
Node 4: Connection to 1 (MGM) is connected
Node 4: Connection to 2 (MGM) is trying to connect
Node 4: Connection to 3 (DB) is connected
Node 4: Connection to 4 (DB) does nothing
Node 4: Connection to 7 (API) is connected
Node 4: Connection to 8 (API) is connected
Node 4: Connection to 9 (API) is trying to connect
Node 4: Connection to 10 (API) is trying to connect
Node 4: Connection to 11 (API) is trying to connect
```

**Additional Information.** The message `is trying to connect` actually means that the node in question was not started. This can also be seen when there are unused `[api]` or `[mysql]` sections in the `config.ini` file nodes configured, that is, when there are spare slots for API or SQL nodes.

## 2.84 DUMP 2601

Code 2601

Symbol `CmvmiDumpLongSignalMemory`

Kernel Block `CMVMI`

**Description.** [Unknown]

### Sample Output.

```
Node 2: Cmvmi: g_sectionSegmentPool size: 4096 free: 4096
```

**Additional Information.** [N/A]

## 2.85 DUMP 2602

Code 2602

Symbol `CmvmiSetRestartOnErrorInsert`

Kernel Block `CMVMI`

**Description.** Sets `RestartOnErrorInsert`.

### Sample Output.

```
...
```

**Additional Information.** See the description of the data node parameter for possible values.

## 2.86 DUMP 2603

Code 2603 *test\_type no\_of\_loops*

Symbol `CmvmiTestLongSigWithDelay`

Kernel Block `CMVMI`

**Description.** Used in testing; see `storage/ndb/src/kernel/blocks/cmvmi/Cmvmi.cpp`.

### Sample Output.

```
...
```

**Additional Information.** [N/A]

## 2.87 DUMP 2604

Code 2604

Symbol `CmvmiDumpSubscriptions`

Kernel Block `CMVMI`

**Description.** Dumps current event subscriptions. Output is written to `ndb_node_id_out.log` on each data node, rather than to the cluster log on the management server.

**Sample Output.**

```
Sunday 01 November 2015 17:10:54 [ndbd] INFO -- List subscriptions:
Sunday 01 November 2015 17:10:54 [ndbd] INFO -- Subscription: 0, nodeId: 1, ref: 0x80000001
Sunday 01 November 2015 17:10:54 [ndbd] INFO -- Category 0 Level 7
Sunday 01 November 2015 17:10:54 [ndbd] INFO -- Category 1 Level 7
Sunday 01 November 2015 17:10:54 [ndbd] INFO -- Category 2 Level 7
Sunday 01 November 2015 17:10:54 [ndbd] INFO -- Category 3 Level 7
Sunday 01 November 2015 17:10:54 [ndbd] INFO -- Category 4 Level 7
Sunday 01 November 2015 17:10:54 [ndbd] INFO -- Category 5 Level 8
Sunday 01 November 2015 17:10:54 [ndbd] INFO -- Category 6 Level 7
Sunday 01 November 2015 17:10:54 [ndbd] INFO -- Category 7 Level 7
Sunday 01 November 2015 17:10:54 [ndbd] INFO -- Category 8 Level 15
Sunday 01 November 2015 17:10:54 [ndbd] INFO -- Category 9 Level 7
Sunday 01 November 2015 17:10:54 [ndbd] INFO -- Category 10 Level 7
Sunday 01 November 2015 17:10:54 [ndbd] INFO -- Category 11 Level 15
```

**Additional Information.** The output lists all event subscriptions; for each subscription a header line and a list of categories with their current log levels is printed. The following information is included in the output:

- **Subscription:** The event subscription' internal ID
- **nodeID:** Node ID of the subscribing node
- **ref:** A block reference, consisting of a block ID from `storage/ndb/include/kernel/BlockNumbers.h` shifted to the left by 4 hexadecimal digits (16 bits) followed by a 4-digit hexadecimal node number. Block id `0x8000` appears to be a placeholder; it is defined as `MIN_API_BLOCK_NO`, with the node number part being 1 as expected
- **Category:** The cluster log category, as listed in [Event Reports Generated in NDB Cluster](#) (see also the file `storage/ndb/include/mgmapi/mgmapi_config_parameters.h`).
- **Level:** The event level setting (the range being 0 to 15).

## 2.88 DUMP 2605

Code	2605
Symbol	<code>CmvmiTestLongSig</code>
Kernel Block	<code>CMVMI</code>

**Description.** Long signal testing trigger.

**Sample Output.**

```
.....
```

**Additional Information.** [N/A]

## 2.89 DUMP 2606

Code	2606
Symbol	<code>DumpEventLog</code>
Kernel Block	<code>CMVMI</code>

**Description.** See [storage/ndb/src/kernel/blocks/cmvmi/Cmvmi.cpp](#). Symbol also used in [storage/ndb/src/mgmsrv/Services.cpp](#).

**Sample Output.**

.....

**Additional Information.** Invoking this command with invalid arguments can cause all data nodes to shut down.

## 2.90 DUMP 2607

Code	2607
Symbol	<a href="#">CmvmiLongSignalMemorySnapshotStart</a>
Kernel Block	<a href="#">CMVMI</a>

**Description.** See [storage/ndb/src/kernel/blocks/cmvmi/Cmvmi.cpp](#). Used in testing foreign key resource usage and node restarts.

**Sample Output.**

.....

**Additional Information.** [N/A]

## 2.91 DUMP 2608

Code	2608
Symbol	<a href="#">CmvmiLongSignalMemorySnapshot</a>
Kernel Block	<a href="#">CMVMI</a>

**Description.** See [storage/ndb/src/kernel/blocks/cmvmi/Cmvmi.cpp](#). Used in testing foreign key resource usage and node restarts.

**Sample Output.**

.....

**Additional Information.** [N/A]

## 2.92 DUMP 2609

Code	2609
Symbol	<a href="#">CmvmiLongSignalMemorySnapshotCheck</a>
Kernel Block	<a href="#">CMVMI</a>

**Description.** See [storage/ndb/src/kernel/blocks/cmvmi/Cmvmi.cpp](#). Used in testing foreign key resource usage and node restarts.

**Sample Output.**

.....



**Additional Information.** [N/A]

## 2.93 DUMP 2610

Code 2610

Symbol [CmvmiSetKillerWatchdog](#)

Kernel Block [CMVMI](#)

**Description.** Activate or deactivate the killer watchdog, which, on the next watchdog warning following activation, shuts down the data node where it occurred. This provides a trace log which includes a signal trace; if the node process was started with the `--core-file` option, core files are also generated when this occurs.

Syntax: `DUMP 2610 [value]`. Use 1 for the *value* or omit *value* altogether to activate; use 0 to deactivate.

**Sample Output.** Client:

```
ndb_mgm> ALL DUMP 2610 1
Sending dump signal with data:
0x00000a32 0x00000001
Sending dump signal with data:
0x00000a32 0x00000001
Sending dump signal with data:
0x00000a32 0x00000001
Sending dump signal with data:
0x00000a32 0x00000001

ndb_mgm> ALL DUMP 2610 0
Sending dump signal with data:
0x00000a32 0x00000000
Sending dump signal with data:
0x00000a32 0x00000000
Sending dump signal with data:
0x00000a32 0x00000000
Sending dump signal with data:
0x00000a32 0x00000000
```

Node log:

```
2017-08-29 13:49:02 [ndbd] INFO -- Watchdog KillSwitch on.
2017-08-29 13:49:15 [ndbd] INFO -- Watchdog KillSwitch off.
```

**Additional Information.** Added in NDB 7.3.7 (Bug #18703922).

## 2.94 DUMP 2611

Code 2611

Symbol [CmvmiLongSignalMemorySnapshotCheck2](#)

Kernel Block [CMVMI](#)

**Description.** See `storage/ndb/src/kernel/blocks/cmvmi/Cmvmi.cpp`. Used in testing foreign key resource usage and node restarts.

**Sample Output.**

```
.....
```

Additional Information. [N/A]

## 2.95 DUMP 2612

Code 2612  
 Symbol [CmvmiShowLongSignalOwnership](#)  
 Kernel Block [CMVMI](#)

**Description.** Writes a list of owners of long signal memory to the data node log. [NDB](#) must be compiled using [NDB\\_DEBUG\\_RES\\_OWNERSHIP](#) and [WITH\\_NDB\\_DEBUG](#) to enable this functionality.

### Sample Output.

```
CMVMI :: ShowLongSignalOwnership. Not compiled with NDB_DEBUG_RES_OWNERSHIP
```

Additional Information. [N/A]

## 2.96 DUMP 4000

Code 4000  
 Symbol [SchemaResourceSnapshot](#)  
 Kernel Blocks [DBDICT](#), [DBDIH](#), [DBLQH](#), [DBTUP](#), [DBTUX](#), [TRIX](#)

**Description.** Save resource consumption.

### Sample Output.

```
.....
```

Additional Information. [N/A]

## 2.97 DUMP 4001

Code 4001  
 Symbol [SchemaResourceCheckLeak](#)  
 Kernel Block [DBDICT](#), [DBDIH](#), [DBLQH](#), [DBTUP](#), [DBTUX](#), [TRIX](#)

**Description.** Check whether current resource consumption is the same as saved by [DUMP 4000](#).

### Sample Output.

```
.....
```

Additional Information. [N/A]

## 2.98 DUMP 5900

Code 5900  
 Symbol [LCPContinue](#)  
 Kernel Block [DBLQH](#)

**Description.** Attempts to continue a local checkpoint that has failed due to error. [NDB](#) must be compiled with full debugging and error insertion enabled.

**Sample Output.**

```
...
```

**Additional Information.** [N/A]

## 2.99 DUMP 7000

Code 7000

Symbol ---

Kernel Block [DBDIH](#)

**Description.** Prints information on the global checkpoint state.

**Sample Output.**

```
Node 2: ctimer = 299072, cgcpParticipantState = 0, cgcpStatus = 0
Node 2: coldGcpStatus = 0, coldGcpId = 436, cmasterState = 1
Node 2: cmasterTakeOverNode = 65535, ctcCounter = 299072
```

**Additional Information.** [N/A]

## 2.100 DUMP 7001

Code 7001

Symbol ---

Kernel Block [DBDIH](#)

**Description.** Prints information on the current local checkpoint state.

**Sample Output.**

```
Node 2: c_lcpState.keepGci = 1
Node 2: c_lcpState.lcpStatus = 0, clcpStopGcp = 1
Node 2: cgcpStartCounter = 7, cimmediateLcpStart = 0
```

**Additional Information.** [N/A]

## 2.101 DUMP 7002

Code 7002

Symbol ---

Kernel Block [DBDIH](#)

**Description.** Shows table states during a global checkpoint.

**Sample Output.**

```
Node 2: cnoOfActiveTables = 4, cgcpDelay = 2000
Node 2: cdictblockref = 16384002, cfailurenr = 1
Node 2: con_lineNodes = 2, reference() = 16121858, creceivedfrag = 0
```

**Additional Information.** [N/A]

## 2.102 DUMP 7003

Code 7003

Symbol ---

Kernel Block [DBDIH](#)

**Description.** Shows state of first live node following node takeover during a global checkpoint.

### Sample Output.

```
Node 2: cfirstAliveNode = 2, cgckptflag = 0
Node 2: clocalqblockref = 16187394, clocaltcblockref = 16056322, cgcpOrderBlocked = 0
Node 2: cstarttype = 0, csystemnodes = 2, currentgcp = 438
```

**Additional Information.** [N/A]

## 2.103 DUMP 7004

Code 7004

Symbol ---

Kernel Block [DBDIH](#)

**Description.** Shows master state during a global checkpoint.

### Sample Output.

```
Node 2: cmasterdihref = 16121858, cownNodeId = 2, cnewgcp = 438
Node 2: cndbStartReqBlockref = 16449538, cremainingfrags = 1268
Node 2: cntrblockref = 16449538, cgcpSameCounter = 16, coldgcp = 437
```

**Additional Information.** [N/A]

## 2.104 DUMP 7005

Code 7005

Symbol ---

Kernel Block [DBDIH](#)

**Description.** Gets global checkpoint start positions for one or more data nodes.

### Sample Output.

```
2019-07-31 11:24:55 [MgmtSrvr] INFO -- Node 5: crestartGci = 43780
2019-07-31 11:24:55 [MgmtSrvr] INFO -- Node 6: crestartGci = 43780
```

**Additional Information.** [N/A]

## 2.105 DUMP 7006

Code 7006

Symbol ---

Kernel Block [DBDIH](#)

**Description.** Dumps master node start information for node takeover.

**Sample Output.**

```
Node 2: clcpDelay = 20, cgcpMasterTakeOverState = 0
Node 2: cmasterNodeId = 2
Node 2: cnoHotSpare = 0, c_nodeStartMaster.startNode = -256, c_nodeStartMaster.wait = 0
```

**Additional Information.** [N/A]

## 2.106 DUMP 7007

Code 7007

Symbol ---

Kernel Block [DBDIH](#)

**Description.** Gets information for failed master node during node takeover.

**Sample Output.**

```
Node 2: c_nodeStartMaster.failNr = 1
Node 2: c_nodeStartMaster.startInfoErrorCode = -202116109
Node 2: c_nodeStartMaster.blockLcp = 0, c_nodeStartMaster.blockGcp = 0
```

**Additional Information.** [N/A]

## 2.107 DUMP 7008

Code 7008

Symbol ---

Kernel Block [DBDIH](#)

**Description.** Dumps information about failed nodes during takeover.

**Sample Output.**

```
Node 2: cfirstDeadNode = -256, cstartPhase = 7, cnoReplicas = 2
Node 2: cwaitLcpSr = 0
```

**Additional Information.** [N/A]

## 2.108 DUMP 7009

Code 7009

Symbol ---

Kernel Block [DBDIH](#)

**Description.** Gets information about last restorable global checkpoint.

**Sample Output.**

```
2019-07-31 11:35:08 [MgmtSrvr] INFO -- Node 5: ccalcOldestRestorableGci = 43773, cnoOfNodeGroups = 1
2019-07-31 11:35:08 [MgmtSrvr] INFO -- Node 5: crestartGci = 43780
```

```
2019-07-31 11:35:08 [MgmtSrvr] INFO -- Node 6: ccalcOldestRestorableGci = 0, cnoOfNodeGroups = 1
2019-07-31 11:35:08 [MgmtSrvr] INFO -- Node 6: crestartGci = 43780
```

**Additional Information.** [N/A]

## 2.109 DUMP 7010

Code 7010

Symbol ---

Kernel Block DBDIH

**Description.** Dumps commit block information.

**Sample Output.**

```
Node 2: cminHotSpareNodes = 0, c_lcpState.lcpStatusUpdatedPlace = 9843, cLcpStart = 1
Node 2: c_blockCommit = 0, c_blockCommitNo = 0
```

**Additional Information.** [N/A]

## 2.110 DUMP 7011

Code 7011

Symbol ---

Kernel Block DBDIH

**Description.** Dumps checkpoint and other message counter information.

**Sample Output.**

```
2019-07-31 11:45:53 [MgmtSrvr] INFO -- Node 5: c_COPY_GCIREQ_Counter = [SignalCounter: m_count=0 000000000
2019-07-31 11:45:53 [MgmtSrvr] INFO -- Node 5: c_COPY_TABREQ_Counter = [SignalCounter: m_count=0 000000000
2019-07-31 11:45:53 [MgmtSrvr] INFO -- Node 5: c_UPDATE_FRAG_STATEREQ_Counter = [SignalCounter: m_count=0
2019-07-31 11:45:53 [MgmtSrvr] INFO -- Node 5: c_DIH_SWITCH_REPLICA_REQ_Counter = [SignalCounter: m_count=
2019-07-31 11:45:53 [MgmtSrvr] INFO -- Node 5: c_EMPTY_LCP_REQ_Counter = [SignalCounter: m_count=0 00000000
2019-07-31 11:45:53 [MgmtSrvr] INFO -- Node 5: c_GCP_COMMIT_Counter = [SignalCounter: m_count=0 0000000000
2019-07-31 11:45:53 [MgmtSrvr] INFO -- Node 5: c_GCP_PREPARE_Counter = [SignalCounter: m_count=0 0000000000
2019-07-31 11:45:53 [MgmtSrvr] INFO -- Node 5: c_GCP_SAVEREQ_Counter = [SignalCounter: m_count=0 0000000000
2019-07-31 11:45:53 [MgmtSrvr] INFO -- Node 5: c_SUB_GCP_COMPLETE_REP_Counter = [SignalCounter: m_count=0
2019-07-31 11:45:53 [MgmtSrvr] INFO -- Node 5: c_INCL_NODEREQ_Counter = [SignalCounter: m_count=0 0000000000
2019-07-31 11:45:53 [MgmtSrvr] INFO -- Node 5: c_MASTER_GCPREQ_Counter = [SignalCounter: m_count=0 00000000
2019-07-31 11:45:53 [MgmtSrvr] INFO -- Node 5: c_MASTER_LCPREQ_Counter = [SignalCounter: m_count=0 00000000
2019-07-31 11:45:53 [MgmtSrvr] INFO -- Node 5: c_START_INFOREQ_Counter = [SignalCounter: m_count=0 00000000
2019-07-31 11:45:53 [MgmtSrvr] INFO -- Node 5: c_START_RECREQ_Counter = [SignalCounter: m_count=0 00000000
2019-07-31 11:45:53 [MgmtSrvr] INFO -- Node 5: c_STOP_ME_REQ_Counter = [SignalCounter: m_count=0 0000000000
2019-07-31 11:45:53 [MgmtSrvr] INFO -- Node 5: c_TC_CLOPSIZEREQ_Counter = [SignalCounter: m_count=0 00000000
2019-07-31 11:45:53 [MgmtSrvr] INFO -- Node 5: c_TCGETOPSIZEREQ_Counter = [SignalCounter: m_count=0 00000000
2019-07-31 11:45:53 [MgmtSrvr] INFO -- Node 6: c_COPY_GCIREQ_Counter = [SignalCounter: m_count=0 0000000000
2019-07-31 11:45:53 [MgmtSrvr] INFO -- Node 6: c_COPY_TABREQ_Counter = [SignalCounter: m_count=0 0000000000
2019-07-31 11:45:53 [MgmtSrvr] INFO -- Node 6: c_UPDATE_FRAG_STATEREQ_Counter = [SignalCounter: m_count=0
2019-07-31 11:45:53 [MgmtSrvr] INFO -- Node 6: c_DIH_SWITCH_REPLICA_REQ_Counter = [SignalCounter: m_count=
2019-07-31 11:45:53 [MgmtSrvr] INFO -- Node 6: c_EMPTY_LCP_REQ_Counter = [SignalCounter: m_count=0 00000000
2019-07-31 11:45:53 [MgmtSrvr] INFO -- Node 6: c_GCP_COMMIT_Counter = [SignalCounter: m_count=0 0000000000
2019-07-31 11:45:53 [MgmtSrvr] INFO -- Node 6: c_GCP_PREPARE_Counter = [SignalCounter: m_count=0 0000000000
2019-07-31 11:45:53 [MgmtSrvr] INFO -- Node 6: c_GCP_SAVEREQ_Counter = [SignalCounter: m_count=0 0000000000
2019-07-31 11:45:53 [MgmtSrvr] INFO -- Node 6: c_SUB_GCP_COMPLETE_REP_Counter = [SignalCounter: m_count=0
2019-07-31 11:45:53 [MgmtSrvr] INFO -- Node 6: c_INCL_NODEREQ_Counter = [SignalCounter: m_count=0 0000000000
2019-07-31 11:45:53 [MgmtSrvr] INFO -- Node 6: c_MASTER_GCPREQ_Counter = [SignalCounter: m_count=0 00000000
2019-07-31 11:45:53 [MgmtSrvr] INFO -- Node 6: c_MASTER_LCPREQ_Counter = [SignalCounter: m_count=0 00000000
```

```

2019-07-31 11:45:53 [MgmtSrvr] INFO -- Node 6: c_START_INFREQ_Counter = [SignalCounter: m_count=0 00000000]
2019-07-31 11:45:53 [MgmtSrvr] INFO -- Node 6: c_START_RECREQ_Counter = [SignalCounter: m_count=0 00000000]
2019-07-31 11:45:53 [MgmtSrvr] INFO -- Node 6: c_STOP_ME_REQ_Counter = [SignalCounter: m_count=0 00000000]
2019-07-31 11:45:53 [MgmtSrvr] INFO -- Node 6: c_TC_CLOPSIZEREQ_Counter = [SignalCounter: m_count=0 00000000]
2019-07-31 11:45:53 [MgmtSrvr] INFO -- Node 6: c_TCGETOPSIZEREQ_Counter = [SignalCounter: m_count=0 00000000]

```

**Additional Information.** [N/A]

## 2.111 DUMP 7012

Code 7012  
 Symbol ---  
 Kernel Block DBDIH

**Description.** Writes local checkpoint diagnostics to the cluster log.

**Sample Output.**

```

2019-07-31 11:39:29 [MgmtSrvr] INFO -- Node 5: ParticipatingDIH = 0000000000000000
2019-07-31 11:39:29 [MgmtSrvr] INFO -- Node 5: ParticipatingLQH = 0000000000000000
2019-07-31 11:39:29 [MgmtSrvr] INFO -- Node 5: m_LCP_COMPLETE_REP_Counter_DIH = [SignalCounter: m_count=0 00000000]
2019-07-31 11:39:29 [MgmtSrvr] INFO -- Node 5: m_LCP_COMPLETE_REP_Counter_LQH = [SignalCounter: m_count=0 00000000]
2019-07-31 11:39:29 [MgmtSrvr] INFO -- Node 5: m_lastLCP_COMPLETE_REP_id = 12
2019-07-31 11:39:29 [MgmtSrvr] INFO -- Node 5: m_lastLCP_COMPLETE_REP_ref = f60005
2019-07-31 11:39:29 [MgmtSrvr] INFO -- Node 5: noOfLcpFragRepOutstanding: 0
2019-07-31 11:39:29 [MgmtSrvr] INFO -- Node 5: m_LAST_LCP_FRAG_ORD = [SignalCounter: m_count=0 00000000]
2019-07-31 11:39:29 [MgmtSrvr] INFO -- Node 5: m_LCP_COMPLETE_REP_From_Master_Received = 0
2019-07-31 11:39:29 [MgmtSrvr] INFO -- Node 6: ParticipatingDIH = 0000000000000000
2019-07-31 11:39:29 [MgmtSrvr] INFO -- Node 6: ParticipatingLQH = 0000000000000000
2019-07-31 11:39:29 [MgmtSrvr] INFO -- Node 6: m_LCP_COMPLETE_REP_Counter_DIH = [SignalCounter: m_count=0 00000000]
2019-07-31 11:39:29 [MgmtSrvr] INFO -- Node 6: m_LCP_COMPLETE_REP_Counter_LQH = [SignalCounter: m_count=0 00000000]
2019-07-31 11:39:29 [MgmtSrvr] INFO -- Node 6: m_lastLCP_COMPLETE_REP_id = 12
2019-07-31 11:39:29 [MgmtSrvr] INFO -- Node 6: m_lastLCP_COMPLETE_REP_ref = f60005
2019-07-31 11:39:29 [MgmtSrvr] INFO -- Node 6: noOfLcpFragRepOutstanding: 0
2019-07-31 11:39:29 [MgmtSrvr] INFO -- Node 6: m_LAST_LCP_FRAG_ORD = [SignalCounter: m_count=0 00000000]
2019-07-31 11:39:29 [MgmtSrvr] INFO -- Node 6: m_LCP_COMPLETE_REP_From_Master_Received = 1

```

**Additional Information.** [N/A]

## 2.112 DUMP 7013

Code 7013  
 Symbol DihDumpLCPState  
 Kernel Block DBDIH

**Description.** Provides basic diagnostic information regarding the local checkpoint state.

**Sample Output.**

```

2019-07-31 11:42:44 [MgmtSrvr] INFO -- Node 5: -- Node 5 LCP STATE --
2019-07-31 11:42:44 [MgmtSrvr] INFO -- Node 5: lcpStatus = 0 (update place = 20271)
2019-07-31 11:42:44 [MgmtSrvr] INFO -- Node 5: lcpStart = 1 lcpStopGcp = 43780 keepGci = 43773 oldestR
2019-07-31 11:42:44 [MgmtSrvr] INFO -- Node 5: immediateLcpStart = 0 masterLcpNodeId = 5
2019-07-31 11:42:44 [MgmtSrvr] INFO -- Node 5: 0 : status: 1 place: 20191
2019-07-31 11:42:44 [MgmtSrvr] INFO -- Node 5: 1 : status: 0 place: 20271
2019-07-31 11:42:44 [MgmtSrvr] INFO -- Node 5: 2 : status: 1 place: 20191
2019-07-31 11:42:44 [MgmtSrvr] INFO -- Node 5: 3 : status: 0 place: 20271
2019-07-31 11:42:44 [MgmtSrvr] INFO -- Node 5: 4 : status: 1 place: 20191
2019-07-31 11:42:44 [MgmtSrvr] INFO -- Node 5: 5 : status: 0 place: 20271

```

```

2019-07-31 11:42:44 [MgmtSrvr] INFO -- Node 5: 6 : status: 1 place: 20191
2019-07-31 11:42:44 [MgmtSrvr] INFO -- Node 5: 7 : status: 0 place: 20271
2019-07-31 11:42:44 [MgmtSrvr] INFO -- Node 5: 8 : status: 1 place: 20191
2019-07-31 11:42:44 [MgmtSrvr] INFO -- Node 5: 9 : status: 0 place: 20271
2019-07-31 11:42:44 [MgmtSrvr] INFO -- Node 5: -- Node 5 LCP STATE --
2019-07-31 11:42:44 [MgmtSrvr] INFO -- Node 6: -- Node 6 LCP STATE --
2019-07-31 11:42:44 [MgmtSrvr] INFO -- Node 6: lcpStatus = 0 (update place = 22131)
2019-07-31 11:42:44 [MgmtSrvr] INFO -- Node 6: lcpStart = 0 lcpStopGcp = 43780 keepGci = 0 oldestRestorabl
2019-07-31 11:42:44 [MgmtSrvr] INFO -- Node 6: immediateLcpStart = 0 masterLcpNodeId = 5
2019-07-31 11:42:44 [MgmtSrvr] INFO -- Node 6: 0 : status: 10 place: 21724
2019-07-31 11:42:44 [MgmtSrvr] INFO -- Node 6: 1 : status: 9 place: 21236
2019-07-31 11:42:44 [MgmtSrvr] INFO -- Node 6: 2 : status: 2 place: 18414
2019-07-31 11:42:44 [MgmtSrvr] INFO -- Node 6: 3 : status: 6 place: 18230
2019-07-31 11:42:44 [MgmtSrvr] INFO -- Node 6: 4 : status: 5 place: 844
2019-07-31 11:42:44 [MgmtSrvr] INFO -- Node 6: 5 : status: 0 place: 1767
2019-07-31 11:42:44 [MgmtSrvr] INFO -- Node 6: 6 : status: 0 place: 23722
2019-07-31 11:42:44 [MgmtSrvr] INFO -- Node 6: 7 : status: 0 place: 0
2019-07-31 11:42:44 [MgmtSrvr] INFO -- Node 6: 8 : status: 0 place: 0
2019-07-31 11:42:44 [MgmtSrvr] INFO -- Node 6: 9 : status: 0 place: 0
2019-07-31 11:42:44 [MgmtSrvr] INFO -- Node 6: -- Node 6 LCP STATE --

```

**Additional Information.** [N/A]

## 2.113 DUMP 7014

Code 7014

Symbol [DihDumpLCPMasterTakeOver](#)

Kernel Block [DBDIH](#)

**Description.** Provides information about the local checkpoint master takeover state.

### Sample Output.

```

2019-07-31 11:43:59 [MgmtSrvr] INFO -- Node 5: -- Node 5 LCP MASTER TAKE OVER STATE --
2019-07-31 11:43:59 [MgmtSrvr] INFO -- Node 5: c_lcpMasterTakeOverState.state = 0 updatePlace = 23717 fail
2019-07-31 11:43:59 [MgmtSrvr] INFO -- Node 5: c_lcpMasterTakeOverState.minTableId = 0 minFragId = 0
2019-07-31 11:43:59 [MgmtSrvr] INFO -- Node 5: -- Node 5 LCP MASTER TAKE OVER STATE --
2019-07-31 11:44:00 [MgmtSrvr] INFO -- Node 6: -- Node 6 LCP MASTER TAKE OVER STATE --
2019-07-31 11:44:00 [MgmtSrvr] INFO -- Node 6: c_lcpMasterTakeOverState.state = 0 updatePlace = 23717 fail
2019-07-31 11:44:00 [MgmtSrvr] INFO -- Node 6: c_lcpMasterTakeOverState.minTableId = 0 minFragId = 0
2019-07-31 11:44:00 [MgmtSrvr] INFO -- Node 6: -- Node 6 LCP MASTER TAKE OVER STATE --

```

**Additional Information.** [N/A]

## 2.114 DUMP 7015

Code 7015

Symbol ---

Kernel Block [DBDIH](#)

**Description.** Writes table fragment status output for [NDB](#) tables to the cluster log, in order of their table IDs. A starting table ID can optionally be specified, in which case tables having lower IDs than this are skipped; otherwise, status information for all [NDB](#) tables is included in the output.

**Sample Invocation/Output.** Invoking this command using the optional table ID argument gives the following output in the management client:

```
ndb_mgm> ALL DUMP 7015 5
```



```
Sending dump signal with data:
0x00001b67 0x00000005
Sending dump signal with data:
0x00001b67 0x00000005
```

This causes table 1 through table 5 to be skipped in the output written into the cluster log, as shown here:

```
2019-07-31 11:47:29 [MgmtSrvr] INFO -- Node 5: Table 5: TabCopyStatus: 0 TabUpdateStatus: 0 TabLcpStat
2019-07-31 11:47:29 [MgmtSrvr] INFO -- Node 5: Fragment 0: noLcpReplicas==0 0(on 5)=12(Idle) 1(on 6)=
2019-07-31 11:47:29 [MgmtSrvr] INFO -- Node 5: Fragment 1: noLcpReplicas==0 0(on 5)=12(Idle) 1(on 6)=
2019-07-31 11:47:29 [MgmtSrvr] INFO -- Node 5: Table 6: TabCopyStatus: 0 TabUpdateStatus: 0 TabLcpStat
2019-07-31 11:47:29 [MgmtSrvr] INFO -- Node 5: Fragment 0: noLcpReplicas==0 0(on 5)=0(Idle) 1(on 6)=
2019-07-31 11:47:29 [MgmtSrvr] INFO -- Node 5: Fragment 1: noLcpReplicas==0 0(on 5)=0(Idle) 1(on 6)=
2019-07-31 11:47:29 [MgmtSrvr] INFO -- Node 5: Table 7: TabCopyStatus: 0 TabUpdateStatus: 0 TabLcpStat
2019-07-31 11:47:29 [MgmtSrvr] INFO -- Node 5: Fragment 0: noLcpReplicas==0 0(on 5)=12(Idle) 1(on 6)=
2019-07-31 11:47:29 [MgmtSrvr] INFO -- Node 5: Fragment 1: noLcpReplicas==0 0(on 5)=12(Idle) 1(on 6)=
2019-07-31 11:47:29 [MgmtSrvr] INFO -- Node 5: Table 8: TabCopyStatus: 0 TabUpdateStatus: 0 TabLcpStat
2019-07-31 11:47:29 [MgmtSrvr] INFO -- Node 5: Fragment 0: noLcpReplicas==0 0(on 5)=12(Idle) 1(on 6)=
2019-07-31 11:47:29 [MgmtSrvr] INFO -- Node 5: Fragment 1: noLcpReplicas==0 0(on 5)=12(Idle) 1(on 6)=
2019-07-31 11:47:29 [MgmtSrvr] INFO -- Node 5: Table 9: TabCopyStatus: 0 TabUpdateStatus: 0 TabLcpStat
2019-07-31 11:47:29 [MgmtSrvr] INFO -- Node 5: Fragment 0: noLcpReplicas==0 0(on 5)=12(Idle) 1(on 6)=
2019-07-31 11:47:29 [MgmtSrvr] INFO -- Node 5: Fragment 1: noLcpReplicas==0 0(on 5)=12(Idle) 1(on 6)=
2019-07-31 11:47:29 [MgmtSrvr] INFO -- Node 5: Table 10: TabCopyStatus: 0 TabUpdateStatus: 0 TabLcpStat
2019-07-31 11:47:29 [MgmtSrvr] INFO -- Node 5: Fragment 0: noLcpReplicas==0 0(on 5)=12(Idle) 1(on 6)=
2019-07-31 11:47:29 [MgmtSrvr] INFO -- Node 5: Fragment 1: noLcpReplicas==0 0(on 5)=12(Idle) 1(on 6)=
2019-07-31 11:47:29 [MgmtSrvr] INFO -- Node 5: Table 11: TabCopyStatus: 0 TabUpdateStatus: 0 TabLcpStat
2019-07-31 11:47:29 [MgmtSrvr] INFO -- Node 5: Fragment 0: noLcpReplicas==0 0(on 5)=12(Idle) 1(on 6)=
2019-07-31 11:47:29 [MgmtSrvr] INFO -- Node 5: Fragment 1: noLcpReplicas==0 0(on 5)=12(Idle) 1(on 6)=
2019-07-31 11:47:29 [MgmtSrvr] INFO -- Node 5: Table 12: TabCopyStatus: 0 TabUpdateStatus: 0 TabLcpStat
2019-07-31 11:47:29 [MgmtSrvr] INFO -- Node 5: Fragment 0: noLcpReplicas==0 0(on 5)=0(Idle) 1(on 6)=
2019-07-31 11:47:29 [MgmtSrvr] INFO -- Node 5: Fragment 1: noLcpReplicas==0 0(on 5)=0(Idle) 1(on 6)=
2019-07-31 11:47:29 [MgmtSrvr] INFO -- Node 6: Table 5: TabCopyStatus: 0 TabUpdateStatus: 0 TabLcpStat
2019-07-31 11:47:29 [MgmtSrvr] INFO -- Node 6: Fragment 0: noLcpReplicas==0 0(on 5)=12(Idle) 1(on 6)=
2019-07-31 11:47:29 [MgmtSrvr] INFO -- Node 6: Fragment 1: noLcpReplicas==0 0(on 5)=12(Idle) 1(on 6)=
2019-07-31 11:47:29 [MgmtSrvr] INFO -- Node 6: Table 6: TabCopyStatus: 0 TabUpdateStatus: 0 TabLcpStat
2019-07-31 11:47:29 [MgmtSrvr] INFO -- Node 6: Fragment 0: noLcpReplicas==0 0(on 5)=0(Idle) 1(on 6)=
2019-07-31 11:47:29 [MgmtSrvr] INFO -- Node 6: Fragment 1: noLcpReplicas==0 0(on 5)=0(Idle) 1(on 6)=
2019-07-31 11:47:29 [MgmtSrvr] INFO -- Node 6: Table 7: TabCopyStatus: 0 TabUpdateStatus: 0 TabLcpStat
2019-07-31 11:47:29 [MgmtSrvr] INFO -- Node 6: Fragment 0: noLcpReplicas==0 0(on 5)=12(Idle) 1(on 6)=
2019-07-31 11:47:29 [MgmtSrvr] INFO -- Node 6: Fragment 1: noLcpReplicas==0 0(on 5)=12(Idle) 1(on 6)=
2019-07-31 11:47:29 [MgmtSrvr] INFO -- Node 6: Table 8: TabCopyStatus: 0 TabUpdateStatus: 0 TabLcpStat
2019-07-31 11:47:29 [MgmtSrvr] INFO -- Node 6: Fragment 0: noLcpReplicas==0 0(on 5)=12(Idle) 1(on 6)=
2019-07-31 11:47:29 [MgmtSrvr] INFO -- Node 6: Fragment 1: noLcpReplicas==0 0(on 5)=12(Idle) 1(on 6)=
2019-07-31 11:47:29 [MgmtSrvr] INFO -- Node 6: Table 9: TabCopyStatus: 0 TabUpdateStatus: 0 TabLcpStat
2019-07-31 11:47:29 [MgmtSrvr] INFO -- Node 6: Fragment 0: noLcpReplicas==0 0(on 5)=12(Idle) 1(on 6)=
2019-07-31 11:47:29 [MgmtSrvr] INFO -- Node 6: Fragment 1: noLcpReplicas==0 0(on 5)=12(Idle) 1(on 6)=
2019-07-31 11:47:29 [MgmtSrvr] INFO -- Node 6: Table 10: TabCopyStatus: 0 TabUpdateStatus: 0 TabLcpStat
2019-07-31 11:47:29 [MgmtSrvr] INFO -- Node 6: Fragment 0: noLcpReplicas==0 0(on 5)=12(Idle) 1(on 6)=
2019-07-31 11:47:29 [MgmtSrvr] INFO -- Node 6: Fragment 1: noLcpReplicas==0 0(on 5)=12(Idle) 1(on 6)=
2019-07-31 11:47:29 [MgmtSrvr] INFO -- Node 6: Table 11: TabCopyStatus: 0 TabUpdateStatus: 0 TabLcpStat
2019-07-31 11:47:29 [MgmtSrvr] INFO -- Node 6: Fragment 0: noLcpReplicas==0 0(on 5)=12(Idle) 1(on 6)=
2019-07-31 11:47:29 [MgmtSrvr] INFO -- Node 6: Fragment 1: noLcpReplicas==0 0(on 5)=12(Idle) 1(on 6)=
2019-07-31 11:47:29 [MgmtSrvr] INFO -- Node 6: Table 12: TabCopyStatus: 0 TabUpdateStatus: 0 TabLcpStat
2019-07-31 11:47:29 [MgmtSrvr] INFO -- Node 6: Fragment 0: noLcpReplicas==0 0(on 5)=0(Idle) 1(on 6)=
2019-07-31 11:47:29 [MgmtSrvr] INFO -- Node 6: Fragment 1: noLcpReplicas==0 0(on 5)=0(Idle) 1(on 6)=
```

**Additional Information.** Output provided by [DUMP 7015](#) is the same as that provided by [DUMP 7021](#), except that the latter includes only a single table specified by table ID. For more detailed information about the fields included in this output, see [Section 2.120](#), “[DUMP 7021](#)”.

## 2.115 DUMP 7016

Code	7016
Symbol	<a href="#">DihAllAllowNodeStart</a>

Kernel Block [DBDIH](#)

**Description.** [Unknown]

**Sample Output.**

```
...
```

**Additional Information.** [N/A]

## 2.116 DUMP 7017

Code 7017

Symbol [DihMinTimeBetweenLCP](#)

Kernel Block [DBDIH](#)

**Description.** Set the time to allow between local checkpoints as a number of 4-byte words, as a base-2 logarithm.

**Sample Output.**

```
ndb_mgm> ALL DUMP 7017 100
Sending dump signal with data:
0x00001b69 0x0000000a
Sending dump signal with data:
0x00001b69 0x0000000a
```

```
2019-07-31 14:03:08 [ndbd] INFO -- Reset time between LCP to 200
```

**Additional Information.** See the description of the [TimeBetweenLocalCheckpoints](#) data node configuration parameter.

## 2.117 DUMP 7018

Code 7018

Symbol [DihMaxTimeBetweenLCP](#)

Kernel Block [DBDIH](#)

**Description.** Set the time allowed between local checkpoints to its maximum value (31).

**Sample Output.**

```
ndb_mgm> ALL DUMP 7018
Sending dump signal with data:
0x00001b6a 0x000000fa
Sending dump signal with data:
0x00001b6a 0x000000fa
```

```
2019-07-31 14:07:58 [ndbd] INFO -- Set time between LCP to max value
```

**Additional Information.** See the description of the [TimeBetweenLocalCheckpoints](#) data node configuration parameter.

## 2.118 DUMP 7019

Code 7019

## DUMP 7020

Symbol [DihTcSumaNodeFailCompleted](#)

Kernel Block [DBDIH, DBTC, SUMA](#)

**Description.** Write the distributed data block's view of node failure handling for a failed node (given its node ID) into the cluster log. Execute as `ALL DUMP 7019 FailedNodeId`.

### Sample Output.

```
ndb_mgm> ALL DUMP 7019 5
```

```
Sending dump signal with data:
```

```
0x00001b6b 0x00000005
```

```
Sending dump signal with data:
```

```
0x00001b6b 0x00000005
```

```
2019-07-31 14:15:43 [MgmtSrvr] WARNING -- Node 5: DBTC: capiConnectClosing[5]: 0
2019-07-31 14:15:43 [MgmtSrvr] INFO -- Node 5: NF Node 5 tc: 1 lqh: 1 dih: 1 dict: 1 recNODE_FAILREP: 0
2019-07-31 14:15:43 [MgmtSrvr] INFO -- Node 5: m_NF_COMPLETE_REP: [SignalCounter: m_count=0 00000000]
2019-07-31 14:15:43 [MgmtSrvr] WARNING -- Node 5: Suma 7019 5 line: 0
2019-07-31 14:15:43 [MgmtSrvr] WARNING -- Node 5: c_connected_nodes.get(): 0
2019-07-31 14:15:43 [MgmtSrvr] WARNING -- Node 5: c_failedApiNodes.get(): 0
2019-07-31 14:15:43 [MgmtSrvr] WARNING -- Node 5: c_subscriber_nodes.get(): 0
2019-07-31 14:15:43 [MgmtSrvr] WARNING -- Node 5: c_subscriber_per_node[5]: 0
2019-07-31 14:15:43 [MgmtSrvr] WARNING -- Node 6: capiConnectClosing[5]: 0
2019-07-31 14:15:43 [MgmtSrvr] INFO -- Node 6: NF Node 5 tc: 1 lqh: 1 dih: 1 dict: 1 recNODE_FAILREP: 0
2019-07-31 14:15:43 [MgmtSrvr] INFO -- Node 6: m_NF_COMPLETE_REP: [SignalCounter: m_count=0 00000000]
2019-07-31 14:15:43 [MgmtSrvr] WARNING -- Node 6: Suma 7019 5 line: 0
2019-07-31 14:15:43 [MgmtSrvr] WARNING -- Node 6: c_connected_nodes.get(): 0
2019-07-31 14:15:43 [MgmtSrvr] WARNING -- Node 6: c_failedApiNodes.get(): 0
2019-07-31 14:15:43 [MgmtSrvr] WARNING -- Node 6: c_subscriber_nodes.get(): 0
2019-07-31 14:15:43 [MgmtSrvr] WARNING -- Node 6: c_subscriber_per_node[5]: 0
```

**Additional Information.** [N/A]

## 2.119 DUMP 7020

Code 7020

Symbol ---

Kernel Block [DBDIH](#)

**Description.** This command provides general signal injection functionality. Two additional arguments are always required:

1. The number of the signal to be sent
2. The number of the block to which the signal should be sent

In addition some signals permit or require extra data to be sent.

### Sample Output.

```
...
```

**Additional Information.** [N/A]

## 2.120 DUMP 7021

Code 7021

Symbol ---  
Kernel Block DBDIH

**Description.** Writes table fragment status information for a single NDB table to the cluster log. `DUMP 7015` is the same as this command, except that `DUMP 7015` logs the information for multiple (or all) NDB tables.

The table to obtain information for is specified by table ID. You can find the ID for a given table in the output of `ndb_show_tables`, as shown here:

```
$> ndb_show_tables
id      type           state  logging database  schema  name
29      OrderedIndex   Online No      sys        def      PRIMARY
1       IndexTrigger   Online -
3       IndexTrigger   Online -
8       UserTable      Online Yes   mysql     def      NDB$BLOB_7_3
5       IndexTrigger   Online -
13     OrderedIndex   Online No      sys        def      PRIMARY
10     UserTable      Online Yes   test      def      n1
27     UserTable      Online Yes   c         def      t1
...
```

**Sample Invocation/Output.** Using the table ID for table `n1` found in the `ndb_show_tables` sample output shown previously (and highlighted therein), an invocation of this command might look like this when running `ndb_mgm` in the system shell:

```
$> ndb_mgm -e 'ALL DUMP 7021 10'
Connected to Management Server at: localhost:1186
Sending dump signal with data:
0x00001b67 0x0000000a
Sending dump signal with data:
0x00001b67 0x0000000a
```

This writes the following output to the cluster log:

```
2016-07-21 12:12:11 [MgmtSrvr] INFO -- Node 5: Table 10: TabCopyStatus: 0 TabUpdateStatus: 0 TabLcpStatus:
2016-07-21 12:12:11 [MgmtSrvr] INFO -- Node 5: Fragment 0: noLcpReplicas==0 0(on 5)=59(Idle) 1(on 6)=59(
2016-07-21 12:12:11 [MgmtSrvr] INFO -- Node 5: Fragment 1: noLcpReplicas==0 0(on 6)=59(Idle) 1(on 5)=59(
2016-07-21 12:12:11 [MgmtSrvr] INFO -- Node 6: Table 10: TabCopyStatus: 0 TabUpdateStatus: 0 TabLcpStatus:
2016-07-21 12:12:11 [MgmtSrvr] INFO -- Node 6: Fragment 0: noLcpReplicas==0 0(on 5)=59(Idle) 1(on 6)=59(
2016-07-21 12:12:11 [MgmtSrvr] INFO -- Node 6: Fragment 1: noLcpReplicas==0 0(on 6)=59(Idle) 1(on 5)=59(
2016-07-21 12:12:11 [MgmtSrvr] INFO -- Node 7: Table 10: TabCopyStatus: 0 TabUpdateStatus: 0 TabLcpStatus:
2016-07-21 12:12:11 [MgmtSrvr] INFO -- Node 7: Fragment 0: noLcpReplicas==0 0(on 5)=59(Idle) 1(on 6)=59(
2016-07-21 12:12:11 [MgmtSrvr] INFO -- Node 7: Fragment 1: noLcpReplicas==0 0(on 6)=59(Idle) 1(on 5)=59(
2016-07-21 12:12:11 [MgmtSrvr] INFO -- Node 8: Table 10: TabCopyStatus: 0 TabUpdateStatus: 0 TabLcpStatus:
2016-07-21 12:12:11 [MgmtSrvr] INFO -- Node 8: Fragment 0: noLcpReplicas==0 0(on 5)=59(Idle) 1(on 6)=59(
2016-07-21 12:12:11 [MgmtSrvr] INFO -- Node 8: Fragment 1: noLcpReplicas==0 0(on 6)=59(Idle) 1(on 5)=59(
```

**Additional Information.** More information about each of the fields written by `DUMP 7021` into the cluster log is shown in the next few paragraphs. The enumerations are defined as properties of structure `TabRecord` in `storage/ndb/src/kernel/blocks/dbdih/Dbdih.hpp`.

`TabCopyStatus` (table copy status) takes one of the following values: 0: `CS_IDLE`, 1: `CS_SR_PHASE1_READ_PAGES`, 2: `CS_SR_PHASE2_READ_TABLE`, 3: `CS_SR_PHASE3_COPY_TABLE`, 4: `CS_REMOVE_NODE`, 5: `CS_LCP_READ_TABLE`, 6: `CS_COPY_TAB_REQ`, 7: `CS_COPY_NODE_STATE`, 8: `CS_ADD_TABLE_MASTER`, 9: `CS_ADD_TABLE_SLAVE`, 10: `CS_INVALIDATE_NODE_LCP`, 11: `CS_ALTER_TABLE`, 12: `CS_COPY_TO_SAVE`, 13: `CS_GET_TABINFO`.

`TabUpdateStatus` (table update status) takes one of the following values: 0: `US_IDLE`, 1: `US_LOCAL_CHECKPOINT`, 2: `US_LOCAL_CHECKPOINT_QUEUED`, 3: `US_REMOVE_NODE`,

4: `US_COPY_TAB_REQ`, 5: `US_ADD_TABLE_MASTER`, 6: `US_ADD_TABLE_SLAVE`, 7: `US_INVALIDATE_NODE_LCP`, 8: `US_CALLBACK`.

`TabLcpStatus` (table local checkpoint status) takes one of the following values: 1: `TLS_ACTIVE`, 2: `TLS_WRITING_TO_FILE`, 3: `TLS_COMPLETED`.

Table fragment information is also provided for each node. This is similar to what is shown here:

```
Node 5: Fragment 0: noLcpReplicas==0 0(on 5)=59(Idle) 1(on 6)=59(Idle)
```

The node and fragment are identified by their IDs. `noLcpReplicas` represents the number of fragment replicas remaining to be checkpointed by any ongoing LCP. The remainder of the line has the format shown here:

```
replica_id(on node_id)=lcp_id(status)
```

`replica_id`, `node_id`, and `lcp_id` are the IDs of, respectively, the fragment replica, node, and local checkpoint. `status` is always one of `Idle` or `Ongoing`.

## 2.121 DUMP 7022

Code	7022
Symbol	---
Kernel Block	DBDIH

**Description.** Causes a cluster shutdown in the event of a GCP stop.

**Sample Output.**

```
.....
```

**Additional Information.** [N/A]

## 2.122 DUMP 7023

Code	7023
Symbol	---
Kernel Block	DBDIH

**Description.** Dumps all active takeovers.

**Sample Output.**

```
ndb_mgm> ALL DUMP 7023 1
```

```
Sending dump signal with data:
0x00001b6f 0x00000001
Sending dump signal with data:
0x00001b6f 0x00000001
```

```
2019-07-31 16:56:23 [MgmtSrvr] INFO -- Node 5: TakeOverPtr(1) starting: 4294967040 flags: 0x0 ref: 0x0
2019-07-31 16:56:23 [MgmtSrvr] INFO -- Node 5: slaveState: 0 masterState: 0
2019-07-31 16:56:23 [MgmtSrvr] INFO -- Node 5: restorableGci: 0 startGci: 0 tab: 4294967040 frag: 4294
2019-07-31 16:56:23 [MgmtSrvr] INFO -- Node 6: TakeOverPtr(1) starting: 4294967040 flags: 0x0 ref: 0x0
2019-07-31 16:56:23 [MgmtSrvr] INFO -- Node 6: slaveState: 0 masterState: 0
2019-07-31 16:56:23 [MgmtSrvr] INFO -- Node 6: restorableGci: 0 startGci: 0 tab: 4294967040 frag: 4294
```

**Additional Information.** [N/A]

## 2.123 DUMP 7024

Code 7024

Symbol ---

Kernel Block [DBDIH](#)

**Description.** Checks whether an add fragment failure was cleaned up. Likely to cause node failure, so strongly not recommended for use in production.

### Sample Output.

```
...
```

**Additional Information.** Added in NDB 7.3.6. (Bug #18550318)

## 2.124 DUMP 7026

Code 7026

Symbol [DihSetGcpStopVals](#)

Kernel Block [DBDIH](#)

**Description.** Allows setting of GCP stop thresholds.

### Sample Output.

```
ndb_mgm> ALL DUMP 7026 1 10000
Sending dump signal with data:
0x00001b72 0x00000001 0x00002710
Sending dump signal with data:
0x00001b72 0x00000001 0x00002710
```

```
2019-07-31 17:04:40 [ndbd] INFO -- Changing GCP_SAVE max_lag_millis from 0 to 10000
```

**Additional Information.** [N/A]

## 2.125 DUMP 7027

Code 7027

Symbol [DihStallLcpStart](#)

Kernel Block [DBDIH](#)

**Description.** Causes a local checkpoint to stall. Used for testing of LCP issues.

**Usage.** This command requires an additional argument [91919191](#) for activation. For example, to initiate an LCP stall on all nodes, execute the [DUMP](#) command shown here:

```
ALL DUMP 7027 91919191
```

To clear the stall and resume normal operation, invoke [DUMP 7027](#) with any argument *other* than [91919191](#) (or even no additional argument at all).

**Additional Information.** Added in NDB 7.3.19, 7.4.17, and 7.5.8. (Bug #26661468)

## 2.126 DUMP 7032

Code	7032
Symbol	<a href="#">DihDumpPageRecInfo</a>
Kernel Block	<a href="#">DBDIH</a>

**Description.** Dumps all page record information.

### Sample Output.

```

MAX_CONCURRENT_LCP_TAB_DEF_FLUSHES 4
MAX_CONCURRENT_DIH_TAB_DEF_OPS 6
MAX_CRASHED_REPLICAS 8
MAX_LCP_STORED 3
MAX_REPLICAS 4
MAX_NDB_PARTITIONS 2048
PACK_REPLICAS_WORDS 32
PACK_FRAGMENT_WORDS 262
PACK_TABLE_WORDS 536586
PACK_TABLE_PAGE_WORDS 2016
PACK_TABLE_PAGES 267
ZPAGEREC 1602
Total bytes : 13129992
LCP Tab def write ops inUse 0 queued 0
Pages in use 0/1602

```

**Additional Information.** [N/A]

## 2.127 DUMP 7033

Code	7033
Symbol	<a href="#">DihFragmentsPerNode</a>
Kernel Block	<a href="#">DBDIH</a>

**Description.** Prints the number of fragments on one or more data nodes. No arguments other than the node ID are used.

**Sample Output.** Output from [ALL DUMP 7033](#) on an NDB Cluster with two data nodes and [NoOfReplicas=2](#):

```

2014-10-13 19:07:44 [MgmtSrvr] INFO -- Node 5: Fragments per node = 1
2014-10-13 19:07:44 [MgmtSrvr] INFO -- Node 6: Fragments per node = 1

```

**Additional Information.** Added in NDB 7.4.

## 2.128 DUMP 7034

Code	7034
Symbol	<a href="#">DihDisplayPauseState</a>
Kernel Block	<a href="#">DBDIH</a>

**Description.** Writes information about any paused local checkpoints to the cluster log.

### Sample Output.

## DUMP 7080

```
2019-07-31 17:40:13 [MgmtSrvr] INFO -- Node 5: Pause LCP ref: f60005, is_lcp_paused 0, c_dequeue_lcp_rep_o
2019-07-31 17:40:13 [MgmtSrvr] INFO -- Node 5: c_pause_lcp_master_state: 0, c_old_node_waiting_for_lcp_end
2019-07-31 17:40:13 [MgmtSrvr] INFO -- Node 5: c_queued_lcp_complete_rep: 0, c_lcp_id_paused: 4294967040
2019-07-31 17:40:13 [MgmtSrvr] INFO -- Node 5: c_last_id_lcp_complete_rep: 12 c_lcp_runs_with_pause_suppor
2019-07-31 17:40:13 [MgmtSrvr] INFO -- Node 5: c_lcp_id_while_copy_meta_data: 4294967040, c_pause_lcp_star
2019-07-31 17:40:13 [MgmtSrvr] INFO -- Node 5: c_PAUSE_LCP_REQ_Counter: [SignalCounter: m_count=0 00000000
2019-07-31 17:40:13 [MgmtSrvr] INFO -- Node 5: c_FLUSH_LCP_REP_REQ_Counter: [SignalCounter: m_count=0 0000
2019-07-31 17:40:13 [MgmtSrvr] INFO -- Node 5: c_lcpState.m_participatingLQH: 0000000000000000
2019-07-31 17:40:13 [MgmtSrvr] INFO -- Node 5: c_pause_participants: 0000000000000000
2019-07-31 17:40:13 [MgmtSrvr] INFO -- Node 6: Pause LCP ref: f60005, is_lcp_paused 0, c_dequeue_lcp_rep_o
2019-07-31 17:40:13 [MgmtSrvr] INFO -- Node 6: c_pause_lcp_master_state: 0, c_old_node_waiting_for_lcp_end
2019-07-31 17:40:13 [MgmtSrvr] INFO -- Node 6: c_queued_lcp_complete_rep: 0, c_lcp_id_paused: 4294967040
2019-07-31 17:40:13 [MgmtSrvr] INFO -- Node 6: c_last_id_lcp_complete_rep: 12 c_lcp_runs_with_pause_suppor
2019-07-31 17:40:13 [MgmtSrvr] INFO -- Node 6: c_lcp_id_while_copy_meta_data: 4294967040, c_pause_lcp_star
2019-07-31 17:40:13 [MgmtSrvr] INFO -- Node 6: c_PAUSE_LCP_REQ_Counter: [SignalCounter: m_count=0 00000000
2019-07-31 17:40:13 [MgmtSrvr] INFO -- Node 6: c_FLUSH_LCP_REP_REQ_Counter: [SignalCounter: m_count=0 0000
```

**Additional Information.** [N/A]

## 2.129 DUMP 7080

Code 7080

Symbol [EnableUndoDelayDataWrite](#)

Kernel Blocks [DBACC](#), [DBDIH](#), [DBTUP](#)

**Description.** Causes a local checkpoint to be performed.

### Sample Output.

```
2019-07-31 17:48:43 [MgmtSrvr] INFO -- Node 5: Local checkpoint 13 started. Keep GCI = 43780 oldest restor
2019-07-31 17:48:45 [MgmtSrvr] INFO -- Node 5: LDM(1): Completed LCP, #frags = 18 #records = 0, #bytes = 0
2019-07-31 17:48:47 [MgmtSrvr] INFO -- Node 6: LDM(1): Completed LCP, #frags = 18 #records = 0, #bytes = 0
2019-07-31 17:48:47 [MgmtSrvr] INFO -- Node 5: Local checkpoint 13 completed
```

**Additional Information.** [N/A]

## 2.130 DUMP 7090

Code 7090

Symbol [DihSetTimeBetweenGcp](#)

Kernel Block [DBDIH](#)

**Description.** Sets the time between global checkpoints to the specified number of milliseconds. With no argument, sets this interval to the configured value of [TimeBetweenGlobalCheckpoints](#) (default is 2000 milliseconds).

### Sample Output.

```
ndb_mgm> ALL DUMP 7090
Sending dump signal with data:
0x00001bb2
Sending dump signal with data:
0x00001bb2
```

```
2019-07-31 18:03:36 [ndbd] INFO -- Setting time between gcp : 2000
```

```
ndb_mgm> ALL DUMP 7090 10000
Sending dump signal with data:
```



```
0x00001bb2 0x00002710
Sending dump signal with data:
0x00001bb2 0x00002710
```

```
2019-07-31 18:08:01 [ndbd] INFO -- Setting time between gcp : 10000
```

**Additional Information.** [N/A]

## 2.131 DUMP 7099

Code	7099
Symbol	<a href="#">DihStartLcpImmediately</a>
Kernel Block	<a href="#">DBDIH</a>

**Description.** Can be used to trigger an LCP manually.

**Sample Output.** In this example, node 2 is the master node and controls LCP/GCP synchronization for the cluster. Regardless of the `node_id` specified, only the master node responds:

```
Node 2: Local checkpoint 7 started. Keep GCI = 1003 oldest restorable GCI = 947
Node 2: Local checkpoint 7 completed
```

**Additional Information.** You may need to enable a higher logging level using the [CLUSTERLOG](#) `ndb_mgm` client command to have the checkpoint' completion reported, as shown here:

```
ndb_mgmgt; ALL CLUSTERLOG CHECKPOINT=8
```

## 2.132 DUMP 8004

Code	8004
Symbol	---
Kernel Block	<a href="#">SUMA</a>

**Description.** Dumps information about subscription resources.

**Sample Output.**

```
Node 2: Suma: c_subscriberPool size: 260 free: 258
Node 2: Suma: c_tablePool size: 130 free: 128
Node 2: Suma: c_subscriptionPool size: 130 free: 128
Node 2: Suma: c_syncPool size: 2 free: 2
Node 2: Suma: c_dataBufferPool size: 1009 free: 1005
Node 2: Suma: c_metaSubscribers count: 0
Node 2: Suma: c_removeDataSubscribers count: 0
```

**Additional Information.** When `subscriberPool ... free` becomes and stays very low relative to `subscriberPool ... size`, it is often a good idea to increase the value of the `MaxNoOfTables` configuration parameter (`subscriberPool = 2 * MaxNoOfTables`). However, there could also be a problem with API nodes not releasing resources correctly when they are shut down. `DUMP 8004` provides a way to monitor these values.

## 2.133 DUMP 8005

Code	8005
Symbol	---



```

Sunday 01 November 2015 13:17:31 [MgmSrvr] INFO -- Node 1: -- Starting dump of subscribers --
Sunday 01 November 2015 13:17:31 [MgmSrvr] INFO -- Node 1: Table: 2 ver: 4294967040 #n: 1 (ref,data,sul
Sunday 01 November 2015 13:17:31 [MgmSrvr] INFO -- Node 1: [ 80010004 24 0 ]
Sunday 01 November 2015 13:17:31 [MgmSrvr] INFO -- Node 1: Table: 3 ver: 4294967040 #n: 1 (ref,data,sul
Sunday 01 November 2015 13:17:31 [MgmSrvr] INFO -- Node 1: [ 80010004 28 1 ]
Sunday 01 November 2015 13:17:31 [MgmSrvr] INFO -- Node 1: Table: 4 ver: 4294967040 #n: 1 (ref,data,sul
Sunday 01 November 2015 13:17:31 [MgmSrvr] INFO -- Node 1: [ 80020004 24 2 ]
Sunday 01 November 2015 13:17:31 [MgmSrvr] INFO -- Node 1: -- Ending dump of subscribers --
Sunday 01 November 2015 13:17:31 [MgmSrvr] INFO -- Node 2: -- Starting dump of subscribers --
Sunday 01 November 2015 13:17:31 [MgmSrvr] INFO -- Node 2: Table: 2 ver: 4294967040 #n: 1 (ref,data,sul
Sunday 01 November 2015 13:17:31 [MgmSrvr] INFO -- Node 2: [ 80010004 24 0 ]
Sunday 01 November 2015 13:17:31 [MgmSrvr] INFO -- Node 2: Table: 3 ver: 4294967040 #n: 1 (ref,data,sul
Sunday 01 November 2015 13:17:31 [MgmSrvr] INFO -- Node 2: [ 80010004 28 1 ]
Sunday 01 November 2015 13:17:31 [MgmSrvr] INFO -- Node 2: Table: 4 ver: 4294967040 #n: 1 (ref,data,sul
Sunday 01 November 2015 13:17:31 [MgmSrvr] INFO -- Node 2: [ 80020004 24 2 ]
Sunday 01 November 2015 13:17:31 [MgmSrvr] INFO -- Node 2: -- Ending dump of subscribers --

```

## 2.136 DUMP 8013

Code 8013

Symbol ---

Kernel Block [SUMA](#)

**Description.** Writes a dump of all lagging subscribers to the cluster log.

**Sample Output.** This example shows what is written to the cluster log after [ALL DUMP 8013](#) is executed on a 4-node cluster:

```

2013-05-27 13:59:02 [MgmtSrvr] INFO -- Node 5: -- Starting dump of pending subscribers --
2013-05-27 13:59:02 [MgmtSrvr] INFO -- Node 5: Highest epoch 1632087572485, oldest epoch 1632087572485
2013-05-27 13:59:02 [MgmtSrvr] INFO -- Node 5: -- End dump of pending subscribers --
2013-05-27 13:59:02 [MgmtSrvr] INFO -- Node 5: Reenable event buffer
2013-05-27 13:59:02 [MgmtSrvr] INFO -- Node 6: -- Starting dump of pending subscribers --
2013-05-27 13:59:02 [MgmtSrvr] INFO -- Node 6: Highest epoch 1632087572486, oldest epoch 1632087572486
2013-05-27 13:59:02 [MgmtSrvr] INFO -- Node 6: -- End dump of pending subscribers --
2013-05-27 13:59:02 [MgmtSrvr] INFO -- Node 7: -- Starting dump of pending subscribers --
2013-05-27 13:59:02 [MgmtSrvr] INFO -- Node 7: Highest epoch 1632087572486, oldest epoch 1632087572486
2013-05-27 13:59:02 [MgmtSrvr] INFO -- Node 7: -- End dump of pending subscribers --
2013-05-27 13:59:02 [MgmtSrvr] INFO -- Node 8: -- Starting dump of pending subscribers --
2013-05-27 13:59:02 [MgmtSrvr] INFO -- Node 8: Highest epoch 1632087572486, oldest epoch 1632087572486
2013-05-27 13:59:02 [MgmtSrvr] INFO -- Node 8: -- End dump of pending subscribers --

```

**Additional Information.** [N/A]

## 2.137 DUMP 9800

Code 9800

Symbol [DumpTsman](#)

Kernel Block [TSMAN](#)

**Description.** **OBSOLETE.** In NDB 7.3 and 7.4, this causes data node failure unless [VM\\_TRACE](#) is enabled in the build. Removed in NDB 7.5.

**Sample Output.**

```
.....
```

**Additional Information.** [N/A]

## 2.138 DUMP 9801

Code	9801
Symbol	[TsMan + 1]
Kernel Block	TSMAN

**Description.** **OBSOLETE.** Dumps page counts for the indicated table ID, file, page, and bits. In NDB 7.3 and 7.4, this causes data node failure unless `VM_TRACE` is enabled in the build. Removed in NDB 7.5.

### Sample Output.

```
.....
```

**Additional Information.** [N/A]

## 2.139 DUMP 9988

Code	9988
Symbol	---
Kernel Block	TRPMAN

**Description.** Block send to indicated data node.

## 2.140 DUMP 9989

Code	9989
Symbol	---
Kernel Block	TRPMAN

**Description.** Unblock send to indicated data node.

## 2.141 DUMP 9992

Code	9992
Symbol	---
Kernel Block	QMGR

**Description.** Cause a data node (or all data nodes if `ALL` is used) to ignore signals from the specified SQL node or nodes. Argument list is a space-separated list of one or more SQL node IDs.

## 2.142 DUMP 9993

Code	9993
Symbol	---
Kernel Block	QMGR

**Description.** Release a signal block on one or more data nodes that was set using `DUMP 9992`.

---

## 2.143 DUMP 10000

Code 10000  
Symbol [DumpLgman](#)  
Kernel Block [LGMAN](#)

**Description.** Defined but not currently used.

**Sample Output.**

...

**Additional Information.** [N/A]

## 2.144 DUMP 10001

Code 10001  
Symbol [LgmanDumpUndoStateClusterLog](#)  
Kernel Block [LGMAN](#)

**Description.** [Unknown]

**Sample Output.**

...

**Additional Information.** Added in NDB 7.3.19, 7.4.17, and 7.5.8. (Bug #26365433)

## 2.145 DUMP 10002

Code 10002  
Symbol [LgmanDumpUndoStateLocalLog](#)  
Kernel Block [LGMAN](#)

**Description.** [Unknown]

**Sample Output.**

...

**Additional Information.** Added in NDB 7.3.19, 7.4.17, and 7.5.8. (Bug #26365433)

## 2.146 DUMP 10003

Code 10003  
Symbol [LgmanCheckCallbacksClear](#)  
Kernel Block [LGMAN](#)

**Description.** [Unknown]

**Sample Output.**

...

**Additional Information.** Added in NDB 7.3.19, 7.4.17, and 7.5.8. (Bug #26365433)

## 2.147 DUMP 11000

Code 11000  
Symbol [DumpPgman](#)  
Kernel Block ---

**Description.** Defined, but currently unused.

**Sample Output.**

...

**Additional Information.** [N/A]

## 2.148 DUMP 11001

Code 11001  
Symbol [DumpPgman](#)  
Kernel Block ---

**Description.** Defined, but currently unused.

**Sample Output.**

...

**Additional Information.** [N/A]

## 2.149 DUMP 12001

Code 12001  
Symbol [TuxLogToFile](#)  
Kernel Block [DBTUX](#)

**Description.** [Unknown]

**Sample Output.**

...

**Additional Information.** [N/A]

## 2.150 DUMP 12002

Code 12002  
Symbol [TuxSetLogFlags](#)  
Kernel Block [DBTUX](#)

**Description.** [Unknown]

**Sample Output.**

...

**Additional Information.** [N/A]

## 2.151 DUMP 12009

Code 12009

Symbol [TuxMetaDataJunk](#)

Kernel Block [DBTUX](#)

**Description.** Kills data node.

**Sample Output.**

```
Time: Sunday 01 November 2015 - 19:49:59
Status: Temporary error, restart node
Message: Error OS signal received (Internal error, programming error or
missing error message, please report a bug)
Error: 6000
Error data: Signal 6 received; Aborted
Error object: main.cpp
Program: ./libexec/ndbd
Pid: 13784
Trace: /usr/local/mysql/cluster/ndb_2_trace.log.1
Version: Version 5.6.27-ndb-7.4.8
```

**Additional Information.** [N/A]

## 2.152 DUMP 103003

Code 103003

Symbol [CmvmiRelayDumpStateOrd](#)

Kernel Block [CMVMI](#)

**Description.** Sends a [DUMP](#) command using another node. The syntax is shown here, and explained in the paragraph following:

```
node_id DUMP 103003 other_node_id dump_cmd_no [args]
```

*node\_id* is the ID of the node on which the command is issued (as usual). *other\_node\_id* is the ID of the node where the command is actually executed. *dump\_cmd\_no* is the number of the [DUMP](#) command to be executed on the other node; *args* represents any additional arguments required by that [DUMP](#) command.

**Sample Output.** (Output is dependent on the command that is sent.)

**Additional Information.** This command is particularly useful because it can be employed to send a [DUMP](#) command to an API node, since API nodes are connected to data nodes only, and not to the management server.

This command was added in NDB 8.0.

## 2.153 DUMP 103004

Code	103004
Symbol	<code>CmvmiDummy</code>
Kernel Block	<code>CMVMI</code>

**Description.** Logs a `CmvmiSendDummySignal` signal sent using `DUMP 103005` in the event logger. Includes information about the size of the signal, number and sizes of signal sections, and the node which sent it. Syntax is shown here:

```
node_id DUMP 103004 to_id from_id padding frag_size sections length1 [length2 ..]
```

Arguments are described in the following list:

- `node_id`: ID of the node where the command is executed
- `to_id`: node ID of the destination of the signal
- `from_id`: node ID of the signal's origin
- `padding`: padding size
- `frag_size`: fragment size
- `sections`: number of sections
- `length1`[, `length2`][, ...]: lengths of each of the sections

### Sample Output.

```
...
```

**Additional Information.** Added in NDB 8.0.

## 2.154 DUMP 103005

Code	103005
Symbol	<code>CmvmiSendDummy</code>
Kernel Block	<code>CMVMI</code>

**Description.** Sends a `CmvmiSendDummySignal` having a given size and sections to the specified node. This is used to verify that messages with certain signal sizes and sections can be sent and received—this is also recorded by the event logger. The resulting log entry should be matched with that generated when receiving `DUMP 103004` (see same). Syntax is shown here:

```
node_id DUMP 103005 to_id from_id padding frag_size sections length1 [length2 ..]
```

Arguments are described in the following list:

- `node_id`: ID of the node where the command is executed
- `to_id`: node ID of the destination of the signal
- `from_id`: node ID of the signal's origin



- *padding*: padding size
- *frag\_size*: fragment size
- *sections*: number of sections
- *length1*[, *length2*][, ...]: lengths of each of the sections

**Sample Output.**

...

**Additional Information.** Added in NDB 8.0.

## 2.155 DUMP 13000

Code 13000

Symbol [DumpBackup](#)

Kernel Block [BACKUP](#)

**Description.** Prints backup counts to the cluster log.**Sample Output.**

```
2019-08-01 14:10:02 [MgmtSrvr] INFO -- Node 5: Compressed Backup: 0
2019-08-01 14:10:02 [MgmtSrvr] INFO -- Node 5: Compressed LCP: 0
2019-08-01 14:10:02 [MgmtSrvr] INFO -- Node 6: Compressed Backup: 0
2019-08-01 14:10:02 [MgmtSrvr] INFO -- Node 6: Compressed LCP: 0
```

**Additional Information.** [N/A]

## 2.156 DUMP 130001

Code 130001

Symbol [DumpBackupSetCompressed](#)

Kernel Block [BACKUP](#)

**Description.** Prints information about compressed backups to the cluster log.**Sample Output.**

```
2019-08-01 14:12:43 [MgmtSrvr] INFO -- Node 5: Compressed Backup: 113871480
2019-08-01 14:12:43 [MgmtSrvr] INFO -- Node 6: Compressed Backup: 16121861
```

**Additional Information.** [N/A]

## 2.157 DUMP 13002

Code 13002

Symbol [DumpBackupSetCompressedLCP](#)

Kernel Block [BACKUP](#)

**Description.** Writes information about compressed local checkpoints to the cluster log.

**Sample Output.**

```
2019-08-01 14:15:39 [MgmtSrvr] INFO -- Node 5: Compressed LCP: 498009319
2019-08-01 14:15:39 [MgmtSrvr] INFO -- Node 6: Compressed LCP: 535883936
```

**Additional Information.** [N/A]

**2.158 DUMP 13003**

Code 13003

Symbol [BackupErrorInsert](#)

Kernel Block [BACKUP](#)

**Description.** Sets a given backup error to the indicated value.

**Sample Output.**

```
ndb_mgm> ALL DUMP 13003 32 1
Sending dump signal with data:
0x000032cb 0x00000020 0x00000001
Sending dump signal with data:
0x000032cb 0x00000020 0x00000001
```

```
BACKUP: setting error 32, 1
```

**Additional Information.** [N/A]

**2.159 DUMP 14000**

Code 14000

Symbol [DumpDbinfo](#)

Kernel Block [DBINFO](#)

**Description.** Defined, but currently unused.

**Sample Output.**

```
.....
```

**Additional Information.** [N/A]

**2.160 DUMP 14001**

Code 14001

Symbol [DbinfoListTables](#)

Kernel Block [DBINFO](#)

**Description.** Lists tables in the [ndbinfo](#) information database in the data node log. Each table is listed in the format *table\_id, table\_name*.

**Sample Output.**

```
--- BEGIN NDB$INFO.TABLES ---
```

```

0,tables
1,columns
2,test
3,pools
4,transporters
5,logspaces
6,logbuffers
7,resources
8,counters
9,nodes
10,diskpagebuffer
11,threadblocks
12,threadstat
13,transactions
14,operations
15,membership
16,dict_obj_info
17,frag_mem_use
18,disk_write_speed_base
19,disk_write_speed_aggregate
20,frag_operations
21,restart_info
22,tc_time_track_stats
23,config_values
24,threads
25,cpustat_50ms
26,cpustat_1sec
27,cpustat_20sec
28,cpustat
29,frag_locks
30,acc_operations
31,table_distribution_status
32,table_fragments
33,table_replicas
34,table_distribution_status_all
35,table_fragments_all
36,table_replicas_all
37,stored_tables
38,processes
39,config_nodes
--- END NDB$INFO.TABLES ---

```

**Additional Information.** [N/A]

## 2.161 DUMP 14002

Code 14002

Symbol [DbinfoListColumns](#)

Kernel Block [DBINFO](#)

**Description.** Writes a list of all columns in all `ndbinfo` tables to the data node log. Each column is listed in the format `table_id, column_id, column_name, column_typecode`. Table IDs are those obtained from [ALL DUMP 14001](#). Column type codes are shown in the following table:

**Table 2.10 DUMP 14002 Column Types**

Code	Type
1	String
2	Integer
3	Decimal

**Sample Output.**

```
--- BEGIN NDB$INFO.COLUMNS ---
0,0,table_id,2
0,1,table_name,1
0,2,comment,1
1,0,table_id,2
1,1,column_id,2
1,2,column_name,1
1,3,column_type,2
1,4,comment,1
2,0,node_id,2
2,1,block_number,2
2,2,block_instance,2
2,3,counter,2
2,4,counter2,3
3,0,node_id,2
3,1,block_number,2
3,2,block_instance,2
3,3,pool_name,1
3,4,used,3
3,5,total,3
3,6,high,3
3,7,entry_size,3
3,8,config_param1,2
3,9,config_param2,2
3,10,config_param3,2
3,11,config_param4,2
3,12,resource_id,2
3,13,type_id,2
4,0,node_id,2
4,1,remote_node_id,2
4,2,connection_status,2
4,3,remote_address,1
4,4,bytes_sent,3
4,5,bytes_received,3
4,6,connect_count,2
4,7,overloaded,2
4,8,overload_count,2
4,9,slowdown,2
4,10,slowdown_count,2
5,0,node_id,2
5,1,log_type,2
5,2,log_id,2
5,3,log_part,2
5,4,total,3
5,5,used,3
5,6,high,3
6,0,node_id,2
6,1,log_type,2
6,2,log_id,2
6,3,log_part,2
6,4,total,3
6,5,used,3
6,6,high,3
7,0,node_id,2
7,1,resource_id,2
7,2,reserved,2
7,3,used,2
7,4,max,2
7,5,high,2
7,6,spare,2
8,0,node_id,2
8,1,block_number,2
8,2,block_instance,2
8,3,counter_id,2
8,4,val,3
```

```
9,0,node_id,2
9,1,uptime,3
9,2,status,2
9,3,start_phase,2
9,4,config_generation,2
10,0,node_id,2
10,1,block_instance,2
10,2,pages_written,3
10,3,pages_written_lcp,3
10,4,pages_read,3
10,5,log_waits,3
10,6,page_requests_direct_return,3
10,7,page_requests_wait_queue,3
10,8,page_requests_wait_io,3
11,0,node_id,2
11,1,thr_no,2
11,2,block_number,2
11,3,block_instance,2
12,0,node_id,2
12,1,thr_no,2
12,2,thr_nm,1
12,3,c_loop,3
12,4,c_exec,3
12,5,c_wait,3
12,6,c_l_sent_prioa,3
12,7,c_l_sent_priob,3
12,8,c_r_sent_prioa,3
12,9,c_r_sent_priob,3
12,10,os_tid,3
12,11,os_now,3
12,12,os_ru_utime,3
12,13,os_ru_stime,3
12,14,os_ru_minflt,3
12,15,os_ru_majflt,3
12,16,os_ru_nvcsw,3
12,17,os_ru_nivcsw,3
13,0,node_id,2
13,1,block_instance,2
13,2,objid,2
13,3,apiref,2
13,4,transid0,2
13,5,transidl,2
13,6,state,2
13,7,flags,2
13,8,c_ops,2
13,9,outstanding,2
13,10,timer,2
14,0,node_id,2
14,1,block_instance,2
14,2,objid,2
14,3,tcref,2
14,4,apiref,2
14,5,transid0,2
14,6,transidl,2
14,7,tableid,2
14,8,fragmentid,2
14,9,op,2
14,10,state,2
14,11,flags,2
15,0,node_id,2
15,1,group_id,2
15,2,left_node,2
15,3,right_node,2
15,4,president,2
15,5,successor,2
15,6,dynamic_id,2
15,7,arbiter,2
```

```
15,8,arb_ticket,1
15,9,arb_state,2
15,10,arb_connected,2
15,11,conn_rank1_arbs,1
15,12,conn_rank2_arbs,1
16,0,type,2
16,1,id,2
16,2,version,2
16,3,state,2
16,4,parent_obj_type,2
16,5,parent_obj_id,2
16,6,fq_name,1
17,0,node_id,2
17,1,block_instance,2
17,2,table_id,2
17,3,fragment_num,2
17,4,rows,3
17,5,fixed_elem_alloc_bytes,3
17,6,fixed_elem_free_bytes,3
17,7,fixed_elem_count,3
17,8,fixed_elem_size_bytes,2
17,9,var_elem_alloc_bytes,3
17,10,var_elem_free_bytes,3
17,11,var_elem_count,3
17,12,tuple_l2pmap_alloc_bytes,3
17,13,hash_index_l2pmap_alloc_bytes,3
17,14,hash_index_alloc_bytes,3
18,0,node_id,2
18,1,thr_no,2
18,2,millis_ago,3
18,3,millis_passed,3
18,4,backup_lcp_bytes_written,3
18,5,redo_bytes_written,3
18,6,target_disk_write_speed,3
19,0,node_id,2
19,1,thr_no,2
19,2,backup_lcp_speed_last_sec,3
19,3,redo_speed_last_sec,3
19,4,backup_lcp_speed_last_10sec,3
19,5,redo_speed_last_10sec,3
19,6,std_dev_backup_lcp_speed_last_10sec,3
19,7,std_dev_redo_speed_last_10sec,3
19,8,backup_lcp_speed_last_60sec,3
19,9,redo_speed_last_60sec,3
19,10,std_dev_backup_lcp_speed_last_60sec,3
19,11,std_dev_redo_speed_last_60sec,3
19,12,slowdowns_due_to_io_lag,3
19,13,slowdowns_due_to_high_cpu,3
19,14,disk_write_speed_set_to_min,3
19,15,current_target_disk_write_speed,3
20,0,node_id,2
20,1,block_instance,2
20,2,table_id,2
20,3,fragment_num,2
20,4,tot_key_reads,3
20,5,tot_key_inserts,3
20,6,tot_key_updates,3
20,7,tot_key_writes,3
20,8,tot_key_deletes,3
20,9,tot_key_refs,3
20,10,tot_key_attrinfo_bytes,3
20,11,tot_key_keyinfo_bytes,3
20,12,tot_key_prog_bytes,3
20,13,tot_key_inst_exec,3
20,14,tot_key_bytes_returned,3
20,15,tot_frag_scans,3
20,16,tot_scan_rows_examined,3
```

```
20,17,tot_scan_rows_returned,3
20,18,tot_scan_bytes_returned,3
20,19,tot_scan_prog_bytes,3
20,20,tot_scan_bound_bytes,3
20,21,tot_scan_inst_exec,3
20,22,tot_qd_frag_scans,3
20,23,conc_frag_scans,2
20,24,conc_qd_plain_frag_scans,2
20,25,conc_qd_tup_frag_scans,2
20,26,conc_qd_acc_frag_scans,2
20,27,tot_commits,3
21,0,node_id,2
21,1,node_restart_status,1
21,2,node_restart_status_int,2
21,3,secs_to_complete_node_failure,2
21,4,secs_to_allocate_node_id,2
21,5,secs_to_include_in_heartbeat_protocol,2
21,6,secs_until_wait_for_ndbcntr_master,2
21,7,secs_wait_for_ndbcntr_master,2
21,8,secs_to_get_start_permitted,2
21,9,secs_to_wait_for_lcp_for_copy_meta_data,2
21,10,secs_to_copy_meta_data,2
21,11,secs_to_include_node,2
21,12,secs_starting_node_to_request_local_recovery,2
21,13,secs_for_local_recovery,2
21,14,secs_restore_fragments,2
21,15,secs_undo_disk_data,2
21,16,secs_exec_redo_log,2
21,17,secs_index_rebuild,2
21,18,secs_to_synchronize_starting_node,2
21,19,secs_wait_lcp_for_restart,2
21,20,secs_wait_subscription_handover,2
21,21,total_restart_secs,2
22,0,node_id,2
22,1,block_number,2
22,2,block_instance,2
22,3,comm_node_id,2
22,4,upper_bound,3
22,5,scans,3
22,6,scan_errors,3
22,7,scan_fragments,3
22,8,scan_fragment_errors,3
22,9,transactions,3
22,10,transaction_errors,3
22,11,read_key_ops,3
22,12,write_key_ops,3
22,13,index_key_ops,3
22,14,key_op_errors,3
23,0,node_id,2
23,1,config_param,2
23,2,config_value,1
24,0,node_id,2
24,1,thr_no,2
24,2,thread_name,1
24,3,thread_description,1
25,0,node_id,2
25,1,thr_no,2
25,2,OS_user_time,2
25,3,OS_system_time,2
25,4,OS_idle_time,2
25,5,exec_time,2
25,6,sleep_time,2
25,7,spin_time,2
25,8,send_time,2
25,9,buffer_full_time,2
25,10,elapsed_time,2
26,0,node_id,2
```

```
26,1,thr_no,2
26,2,OS_user_time,2
26,3,OS_system_time,2
26,4,OS_idle_time,2
26,5,exec_time,2
26,6,sleep_time,2
26,7,spin_time,2
26,8,send_time,2
26,9,buffer_full_time,2
26,10,elapsed_time,2
27,0,node_id,2
27,1,thr_no,2
27,2,OS_user_time,2
27,3,OS_system_time,2
27,4,OS_idle_time,2
27,5,exec_time,2
27,6,sleep_time,2
27,7,spin_time,2
27,8,send_time,2
27,9,buffer_full_time,2
27,10,elapsed_time,2
28,0,node_id,2
28,1,thr_no,2
28,2,OS_user,2
28,3,OS_system,2
28,4,OS_idle,2
28,5,thread_exec,2
28,6,thread_sleeping,2
28,7,thread_spinning,2
28,8,thread_send,2
28,9,thread_buffer_full,2
28,10,elapsed_time,2
29,0,node_id,2
29,1,block_instance,2
29,2,table_id,2
29,3,fragment_num,2
29,4,ex_req,3
29,5,ex_imm_ok,3
29,6,ex_wait_ok,3
29,7,ex_wait_fail,3
29,8,sh_req,3
29,9,sh_imm_ok,3
29,10,sh_wait_ok,3
29,11,sh_wait_fail,3
29,12,wait_ok_millis,3
29,13,wait_fail_millis,3
30,0,node_id,2
30,1,block_instance,2
30,2,tableid,2
30,3,fragmentid,2
30,4,rowid,3
30,5,transid0,2
30,6,transid1,2
30,7,acc_op_id,2
30,8,op_flags,2
30,9,prev_serial_op_id,2
30,10,next_serial_op_id,2
30,11,prev_parallel_op_id,2
30,12,next_parallel_op_id,2
30,13,duration_millis,2
30,14,user_ptr,2
31,0,node_id,2
31,1,table_id,2
31,2,tab_copy_status,2
31,3,tab_update_status,2
31,4,tab_lcp_status,2
31,5,tab_status,2
```



```
31,6,tab_storage,2
31,7,tab_type,2
31,8,tab_partitions,2
31,9,tab_fragments,2
31,10,current_scan_count,2
31,11,scan_count_wait,2
31,12,is_reorg_ongoing,2
32,0,node_id,2
32,1,table_id,2
32,2,partition_id,2
32,3,fragment_id,2
32,4,partition_order,2
32,5,log_part_id,2
32,6,no_of_replicas,2
32,7,current_primary,2
32,8,preferred_primary,2
32,9,current_first_backup,2
32,10,current_second_backup,2
32,11,current_third_backup,2
32,12,num_alive_replicas,2
32,13,num_dead_replicas,2
32,14,num_lcp_replicas,2
33,0,node_id,2
33,1,table_id,2
33,2,fragment_id,2
33,3,initial_gci,2
33,4,replica_node_id,2
33,5,is_lcp_ongoing,2
33,6,num_crashed_replicas,2
33,7,last_max_gci_started,2
33,8,last_max_gci_completed,2
33,9,last_lcp_id,2
33,10,prev_lcp_id,2
33,11,prev_max_gci_started,2
33,12,prev_max_gci_completed,2
33,13,last_create_gci,2
33,14,last_replica_gci,2
33,15,is_replica_alive,2
34,0,node_id,2
34,1,table_id,2
34,2,tab_copy_status,2
34,3,tab_update_status,2
34,4,tab_lcp_status,2
34,5,tab_status,2
34,6,tab_storage,2
34,7,tab_type,2
34,8,tab_partitions,2
34,9,tab_fragments,2
34,10,current_scan_count,2
34,11,scan_count_wait,2
34,12,is_reorg_ongoing,2
35,0,node_id,2
35,1,table_id,2
35,2,partition_id,2
35,3,fragment_id,2
35,4,partition_order,2
35,5,log_part_id,2
35,6,no_of_replicas,2
35,7,current_primary,2
35,8,preferred_primary,2
35,9,current_first_backup,2
35,10,current_second_backup,2
35,11,current_third_backup,2
35,12,num_alive_replicas,2
35,13,num_dead_replicas,2
35,14,num_lcp_replicas,2
36,0,node_id,2
```

```

36,1,table_id,2
36,2,fragment_id,2
36,3,initial_gci,2
36,4,replica_node_id,2
36,5,is_lcp_ongoing,2
36,6,num_crashed_replicas,2
36,7,last_max_gci_started,2
36,8,last_max_gci_completed,2
36,9,last_lcp_id,2
36,10,prev_lcp_id,2
36,11,prev_max_gci_started,2
36,12,prev_max_gci_completed,2
36,13,last_create_gci,2
36,14,last_replica_gci,2
36,15,is_replica_alive,2
37,0,node_id,2
37,1,table_id,2
37,2,logged_table,2
37,3,row_contains_gci,2
37,4,row_contains_checksum,2
37,5,temporary_table,2
37,6,force_var_part,2
37,7,read_backup,2
37,8,fully_replicated,2
37,9,extra_row_gci,2
37,10,extra_row_author,2
37,11,storage_type,2
37,12,hashmap_id,2
37,13,hashmap_version,2
37,14,table_version,2
37,15,fragment_type,2
37,16,partition_balance,2
37,17,create_gci,2
37,18,backup_locked,2
37,19,single_user_mode,2
38,0,reporting_node_id,2
38,1,node_id,2
38,2,node_type,2
38,3,node_version,1
38,4,process_id,2
38,5,angel_process_id,2
38,6,process_name,1
38,7,service_URI,1
39,0,reporting_node_id,2
39,1,node_id,2
39,2,node_type,2
39,3,node_hostname,1
--- END NDB$INFO.COLUMNS ---

```

**Additional Information.** [N/A]

## 2.162 DUMP 14003

Code	14003
Symbol	<a href="#">DbinfoScanTable</a>
Kernel Block	<a href="#">DBINFO</a>

**Description.** Defined, but currently unused.

**Sample Output.**

```
.....
```

---

**Additional Information.** [N/A]

## 2.163 DUMP 30000

Code 30000  
Symbol [RestoreRates](#)  
Kernel Block [RESTORE](#)

**Description.** Causes the restore process to print a summary of work and rates.

**Sample Output.**

.....

**Additional Information.** [N/A]

## 2.164 DUMP 100000

Code 100000  
Symbol [BackupStatus](#)  
Kernel Block [BACKUP](#)

**Description.** Prints status of an ongoing backup. Equivalent to [REPORT BackupStatus](#).

**Sample Output.**

.....

**Additional Information.** [N/A]

## 2.165 DUMP 100001

Code 100001  
Symbol [BackupMinWriteSpeed32](#)  
Kernel Block [BACKUP](#)

**Description.** Sets [MinDiskWriteSpeed](#).

**Sample Output.**

.....

**Additional Information.** [N/A]

## 2.166 DUMP 100002

Code 100002  
Symbol [BackupMaxWriteSpeed32](#)  
Kernel Block [BACKUP](#)

**Description.** Sets [MaxDiskWriteSpeed](#).

**Sample Output.**

.....

**Additional Information.** [N/A]**2.167 DUMP 100003**

Code	100003
Symbol	<a href="#">BackupMaxWriteSpeedOtherNodeRestart32</a>
Kernel Block	<a href="#">BACKUP</a>

**Description.** Sets [MaxDiskWriteSpeedOtherNodeRestart](#).**Sample Output.**

.....

**Additional Information.** [N/A]**2.168 DUMP 100004**

Code	100004
Symbol	<a href="#">BackupMinWriteSpeed64</a>
Kernel Block	<a href="#">BACKUP</a>

**Description.** Sets [MinDiskWriteSpeed](#), by passing the most dignificant and least significant bytes.**Sample Output.**

.....

**Additional Information.** [N/A]**2.169 DUMP 100005**

Code	100005
Symbol	<a href="#">BackupMaxWriteSpeed64</a>
Kernel Block	<a href="#">BACKUP</a>

**Description.** Sets [MaxDiskWriteSpeed](#), by passing the most dignificant and least significant bytes.**Sample Output.**

.....

**Additional Information.** [N/A]**2.170 DUMP 100006**

Code	100006
Symbol	<a href="#">BackupMaxWriteSpeedOtherNodeRestart64</a>

Kernel Block [BACKUP](#)

**Description.** Sets [MaxDiskWriteSpeedOtherNodeRestart](#), by passing the most dignificant and least significant bytes of the value.

**Sample Output.**

.....

**Additional Information.** [N/A]

## 2.171 DUMP 100007

Code 100007

Symbol [DumpStateOrd::BackupEncryptionRequired](#)

Kernel Block [BACKUP](#)

**Description.** In debug builds, disables the [RequireEncryptedBackup](#) data node configuration parameter.

**Sample Output.**

```
$> ndb_mgm -e 'ALL DUMP 100007 0'
Sending dump signal with data:
0x000186a7 0x00000000
Sending dump signal with data:
0x000186a7 0x00000000
```

**Additional Information.** Added in NDB 8.0.22. Has no effect if [NDB](#) binaries were not compiled using [WITH\\_DEBUG](#).

## 2.172 DUMP 100999

Code 100999

Symbol [\\_BackupMax](#)

Kernel Block [BACKUP](#)

**Description.** Defined, but currently unused.

**Sample Output.**

.....

**Additional Information.** [N/A]

## 2.173 DUMP 101000

Code 101000

Symbol [\\_TCMin](#)

Kernel Block [BACKUP](#)

**Description.** Defined, but currently unused.

**Sample Output.**

.....

**Additional Information.** [N/A]**2.174 DUMP 101999**

Code 101999

Symbol [\\_TCMax](#)Kernel Block [BACKUP](#)**Description.** Defined, but currently unused.**Sample Output.**

.....

**Additional Information.** [N/A]**2.175 DUMP 102000**

Code 102000

Symbol [LQHLogFileInitStatus](#)Kernel Block [DBLQH](#)**Description.** Writes a report on log file initialization status to the cluster log.**Sample Output.**

```
2019-08-01 23:10:24 [MgmtSrvr] INFO -- Node 5: Node 5: Log file initializtion completed
2019-08-01 23:10:24 [MgmtSrvr] INFO -- Node 6: Node 6: Log file initializtion completed
```

**Additional Information.** [N/A]**2.176 DUMP 102999**

Code 102999

Symbol [\\_LQHMax](#)Kernel Block [DBLQH](#)**Description.** Defined, but currently unused.**Sample Output.**

.....

**Additional Information.** [N/A]**2.177 DUMP 103000**

Code 103000

## DUMP 103001

Symbol [SetSchedulerResponsiveness](#)

Kernel Block [CMVMI](#)

**Description.** Sets the [SchedulerResponsiveness](#) parameter to a value between 0 and 10, inclusive.

### Sample Output.

```
ndb_mgm> ALL DUMP 103000
```

```
Sending dump signal with data:  
0x00019258  
Sending dump signal with data:  
0x00019258
```

```
dump 103000 X, where X is between 0 and 10 to set transactional priority
```

```
ndb_mgm> ALL DUMP 103000 50
```

```
Sending dump signal with data:  
0x00019258 0x00000032  
Sending dump signal with data:  
0x00019258 0x00000032
```

```
Trying to set SchedulerResponsiveness outside 0-10
```

```
ndb_mgm> ALL DUMP 103000 5
```

```
Sending dump signal with data:  
0x00019258 0x00000005  
Sending dump signal with data:  
0x00019258 0x00000005
```

```
Setting SchedulerResponsiveness to 5
```

**Additional Information.** [N/A]

## 2.178 DUMP 103001

Code 103001

Symbol [EnableEventLoggerDebug](#)

Kernel Block [CMVMI](#)

**Description.** Enables debug level in the node log.

### Sample Output.

```
2019-08-02 07:32:46 [ndbd] INFO -- Enable Debug level in node log
```

**Additional Information.** Equivalent to `node_id NODELOG DEBUG ON`.

## 2.179 DUMP 103002

Code 103002

Symbol [DisableEventLoggerDebug](#)

Kernel Block [CMVMI](#)

**Description.** ...

**Sample Output.**

.....

**Additional Information.** Equivalent to `node_id NODELOG DEBUG OFF`.**2.180 DUMP 104000**

Code	104000
Symbol	<code>SetSchedulerSpinTimerAll</code>
Kernel Block	<code>THRMAN</code>

**Description.** `DUMP 104000 spintime` sets the spin time for all threads to `spintime` microseconds.**Additional Information.** Added in NDB 8.0.20.**2.181 DUMP 104001**

Code	104001
Symbol	<code>SetSchedulerSpinTimerThread</code>
Kernel Block	<code>THRMAN</code>

**Description.** `DUMP 104001 thread spintime` sets the spintime for thread number `thread` to `spintime` microseconds.**Additional Information.** Added in NDB 8.0.20.**2.182 DUMP 104002**

Code	104002
Symbol	<code>SetAllowedSpinOverhead</code>
Kernel Block	<code>THRMAN</code>

**Description.** Set using `DUMP 104002 overhead`, where `overhead` is a value ranging from 0 to 10000, inclusive. This value is used to determine the number of units of CPU time allowed to gain 1 unit of latency, according to the formula shown here:

```
[time allowed] = 1.3 + (overhead / 100)
```

This means that an overhead of 0 results in 1.3 units of CPU time allowed, and that the default overhead of 70 results in  $1.3 + 70/100 = 2$  units of CPU time allowed.

In most cases, rather than to set `SetAllowedSpinOverhead` directly using this `DUMP` command, it is sufficient to allow its value to be determined by one of the preset values for the `SpinMethod` data node configuration parameter.

**Additional Information.** Added in NDB 8.0.20.**2.183 DUMP 104003**

Code	104003
------	--------



---

Symbol `SetSpintimePerCall`

Kernel Block `THRMAN`

**Description.** `DUMP 104003 timepercall` sets the time for a call to spin to `timepercall` nanoseconds, with a range of 300 to 8000, inclusive. The default is 1000 nanoseconds (1 microsecond).

**Additional Information.** Added in NDB 8.0.20.

## 2.184 DUMP 104004

Code 104004

Symbol `EnableAdaptiveSpinning`

Kernel Block `THRMAN`

**Description.** `DUMP 104004 enable`, where `enable` is 1 or 0. Using 0 disables adaptive spinning; that is, it causes spinning without checking use of CPU resources, which is the same static spinning used by [NDB](#) in the past.

Enabling adaptive spinning means that settings of spin timers are checked only to see whether the spin timer is set to 0. Setting the spin timer to 0 (using `SchedulerSpinTimer` or the `spintime` component of `ThreadConfig`) means that spinning is deactivated entirely.

Adaptive spinning begins with no spinning and checks for spinning after 60 microseconds, stepping up or down, or shutting off the spin timer, for each block thread independently of any others.

In most cases, rather than to enable or disable adaptive spinning directly using this `DUMP` command, it is sufficient (and more convenient) to do so by setting the `SpinMethod` data node configuration parameter in the `config.ini` file.

**Additional Information.** Added in NDB 8.0.20.



---

# Chapter 3 The NDB Communication Protocol

## Table of Contents

3.1 NDB Protocol Overview .....	97
3.2 NDB Protocol Messages .....	98
3.3 Operations and Signals .....	98

This chapter provides information about the protocol used for communication between data nodes and API nodes in an NDB Cluster to perform various operations such as data reads and writes, committing and rolling back transactions, and handling of transaction records.

### 3.1 NDB Protocol Overview

NDB Cluster data and API nodes communicate with one another by passing messages to one another. The sending of a message from one node and its reception by another node is referred to as a *signal*; the **NDB Protocol** is the set of rules governing the format of these messages and the manner in which they are passed.

An **NDB** message is typically either a *request* or a *response*. A request indicates that an API node wants to perform an operation involving cluster data (such as retrieval, insertion, updating, or deletion) or transactions (commit, roll back, or to fetch or release a transaction record). A request is, when necessary, accompanied by key or index information. The response sent by a data node to this request indicates whether or not the request succeeded and, where appropriate, is accompanied by one or more data messages.

**Request types.** A request is represented as a **REQ** message. Requests can be divided into those handling data and those handling transactions:

- **Data requests.** Data request operations are of three principal types:

1. *Primary key lookup operations* are performed through the exchange of **TCKEY** messages.
2. *Unique key lookup operations* are performed through the exchange of **TCINDX** messages.
3. *Table or index scan operations* are performed through the exchange of **SCANTAB** messages.

Data request messages are often accompanied by **KEYINFO** messages, **ATTRINFO** messages, or both sorts of messages.

- **Transactional requests.** These may be divided into two categories:

1. *Commits and rollbacks*, which are represented by **TC\_COMMIT** and **TCROLLBACK** request messages, respectively.
2. *Transaction record requests*, consisting of transaction record acquisition and release, are handled through the use of, respectively, **TCSEIZE** and **TCRELEASE** request messages.

**Response types.** A response indicates either the success or the failure of the request to which it is sent in reply:

- A response indicating success is represented as a **CONF** (confirmation) message, and is often accompanied by data, which is packaged as one or more **TRANSID\_AI** messages.
- A response indicating failure is represented as a **REF** (refusal) message.

For more information about these message types and their relationship to one another, see [Section 3.2, “NDB Protocol Messages”](#).

## 3.2 NDB Protocol Messages

This section describes the NDB Protocol message types, their function, and their structure.

**Naming Conventions.** Message names are constructed according to a simple pattern which should be readily apparent from the discussion of request and response types in the previous section. These are shown in the following matrix:

**Table 3.1 NDB Protocol messages, with REQ, CONF, and REF message names**

Operation Type	Request ( <b>REQ</b> )	Response: Success ( <b>CONF</b> )	Response: Failure ( <b>REF</b> )
Primary Key Lookup ( <b>TCKEY</b> )	TCKEYREQ	TCKEYCONF	TCKEYREF
Unique Key Lookup ( <b>TCINDX</b> )	TCINDXREQ	TCINDXCONF	TCINDXREF
Table or Index Scan ( <b>SCANTAB</b> )	SCANTABREQ	SCANTABCONF	SCANTABREF
Result Retrieval ( <b>SCAN_NEXT</b> )	SCAN_NEXTREQ	SCANTABCONF	SCANTABREF
Transaction Record Acquisition ( <b>TCSEIZE</b> )	TCSEIZEREQ	TCSEIZECONF	TCSEIZEREF
Transaction Record Release ( <b>TCRELEASE</b> )	TCRELEASEREQ	TCRELEASECONF	TCRELEASEREF

**CONF** and **REF** are shorthand for “confirmed” and “refused”, respectively.

Three additional types of messages are used in some instances of inter-node communication. These message types are listed here:

1. A **KEYINFO** message contains information about the key used in a **TCKEYREQ** or **TCINDXREQ** message. It is employed when the key data does not fit within the request message. **KEYINFO** messages are also sent for index scan operations in which bounds are employed.
2. An **ATTRINFO** message contains nonkey attribute values which does not fit within a **TCKEYREQ**, **TCINDXREQ**, or **SCANTABREQ** message. It is used for:
  - Supplying attribute values for inserts and updates
  - Designating which attributes are to be read for read operations
  - Specifying optional values to read for delete operations
3. A **TRANSID\_AI** message contains data returned from a read operation; in other words, it is a result set (or part of one).

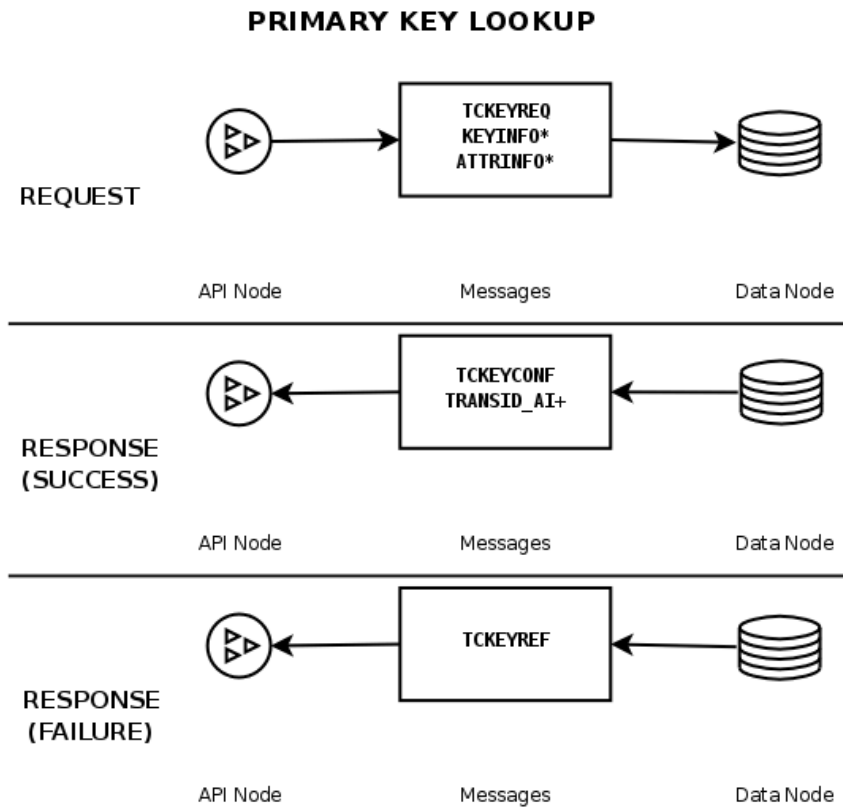
## 3.3 Operations and Signals

In this section we discuss the sequence of message-passing that takes place between a data node and an API node for each of the following operations:

- Primary key lookup
- Unique key lookup
- Table scan or index scan
- Explicit commit of a transaction
- Rollback of a transaction
- Transaction record handling (acquisition and release)

**Primary key lookup.** An operation using a primary key lookup is performed as shown in the following diagram:

**Figure 3.1 Messages Exchanged In A Primary Key Lookup**



**Note**

\* and + are used here with the meanings “zero or more” and “one or more”, respectively.

The steps making up this process are listed and explained in greater detail here:

1. The API node sends a `TCKEYREQ` message to the data node. In the event that the necessary information about the key to be used is too large to be contained in the `TCKEYREQ`, the message may be accompanied by any number of `KEYINFO` messages carrying the remaining key information. If additional attributes are used for the operation and exceed the space available in the `TCKEYREQ`, or if data is to be sent to the data node as part of a write operation, then these are sent with the `TCKEYREQ` as any number of `ATTRINFO` messages.

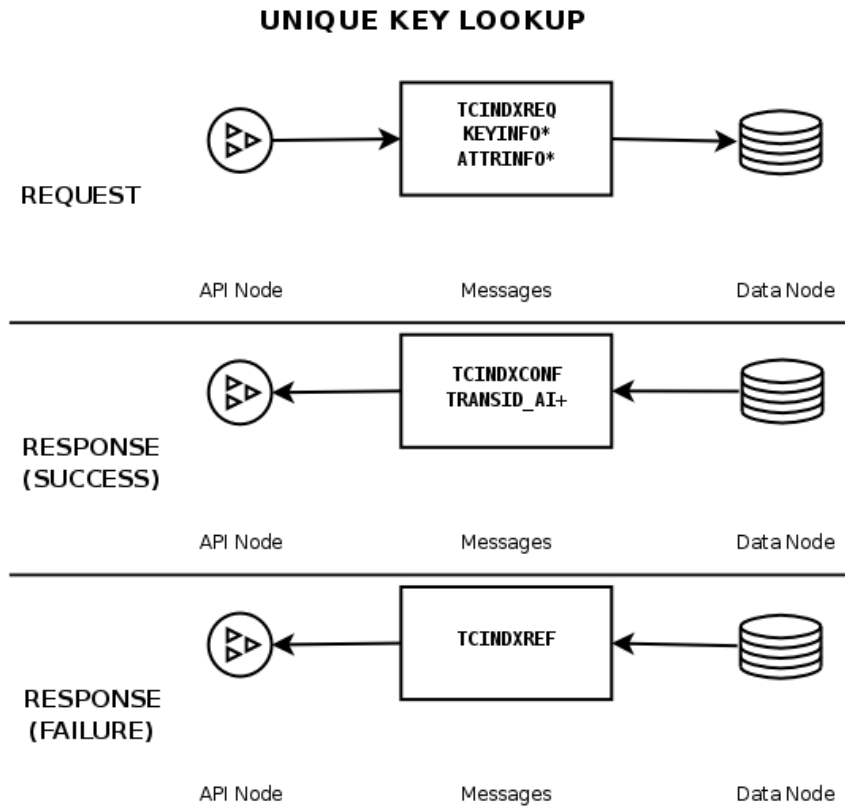
2. The data node sends a message in response to the request, according to whether the operation succeeded or failed:
  - If the operation was successful, the data node sends a **TCKEYCONF** message to the API node. If the request was for a read operation, then **TCKEYCONF** is accompanied by a **TRANSID\_AI** message, which contains actual result data. If there is more data than can be contained in a single **TRANSID\_AI** can carry, more than one of these messages may be sent.
  - If the operation failed, then the data node sends a **TCKEYREF** message back to the API node, and no more signalling takes place until the API node makes a new request.

**Unique key lookup.** This is performed in a manner similar to that performed in a primary key lookup:

1. A request is made by the API node using a **TCINDXREQ** message which may be accompanied by zero or more **KEYINFO** messages, zero or more **ATTRINFO** messages, or both.
2. The data node returns a response, depending on whether or not the operation succeeded:
  - If the operation was a success, the message is **TCINDXCONF**. For a successful read operation, this message may be accompanied by one or more **TRANSID\_AI** messages carrying the result data.
  - If the operation failed, the data node returns a **TCINDXREF** message.

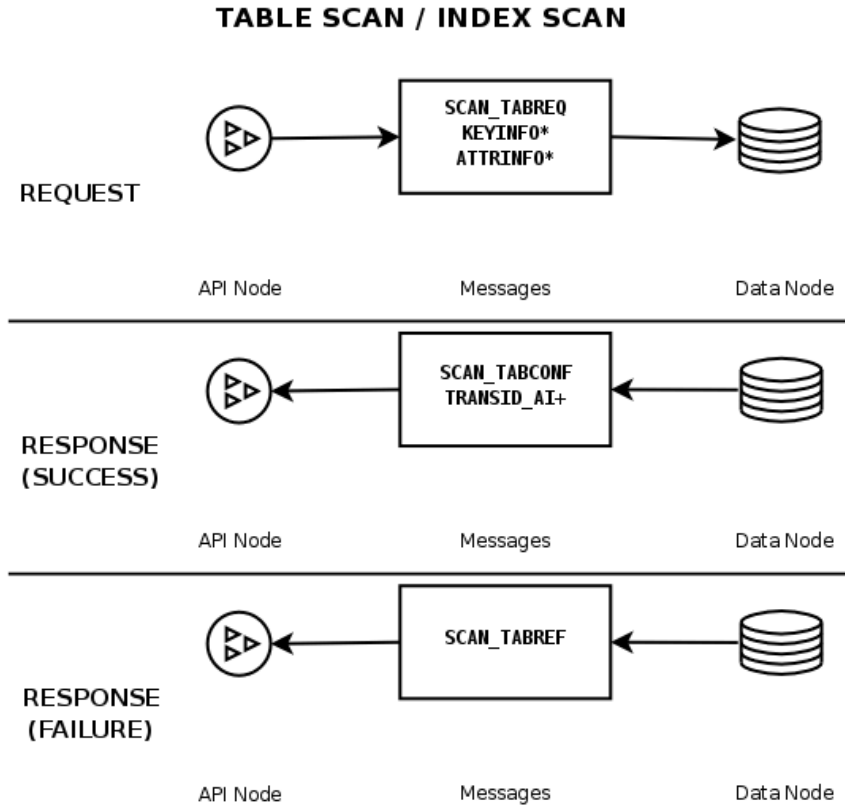
The exchange of messages involved in a unique key lookup is illustrated in the following diagram:

**Figure 3.2 Messages Exchanged In A Unique Key Lookup**



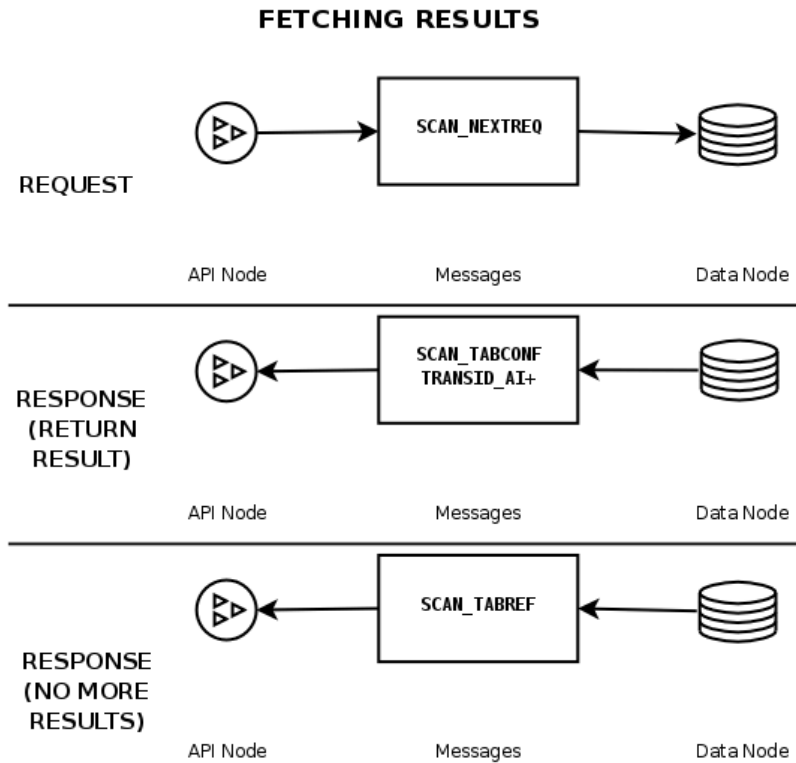
**Table scans and index scans.** These are similar in many respects to primary key and unique key lookups, as shown here:

Figure 3.3 Messages Exchanged For A Table Scan Or Index Scan Operation.



1. A request is made by the API node using a `SCAN_TABREQ` message, along with zero or more `ATTRINFO` messages. `KEYINFO` messages are also used with index scans in the event that bounds are used.
2. The data node returns a response, according to whether or not the operation succeeded:
  - If the operation was a success, the message is `SCAN_TABCONF`. For a successful read operation, this message may be accompanied by one or more `TRANSID_AI` messages carrying the result data. However—unlike the case with lookups based on a primary or unique key—it is often necessary to fetch multiple results from the data node. Requests following the first are signalled by the API node using a `SCAN_NEXTREQ`, which tells the data node to send the next set of results (if there are more results). This is shown here:

**Figure 3.4 Fetching Multiple Result Data Sets Following A Table Or Index Scan Read Operation**



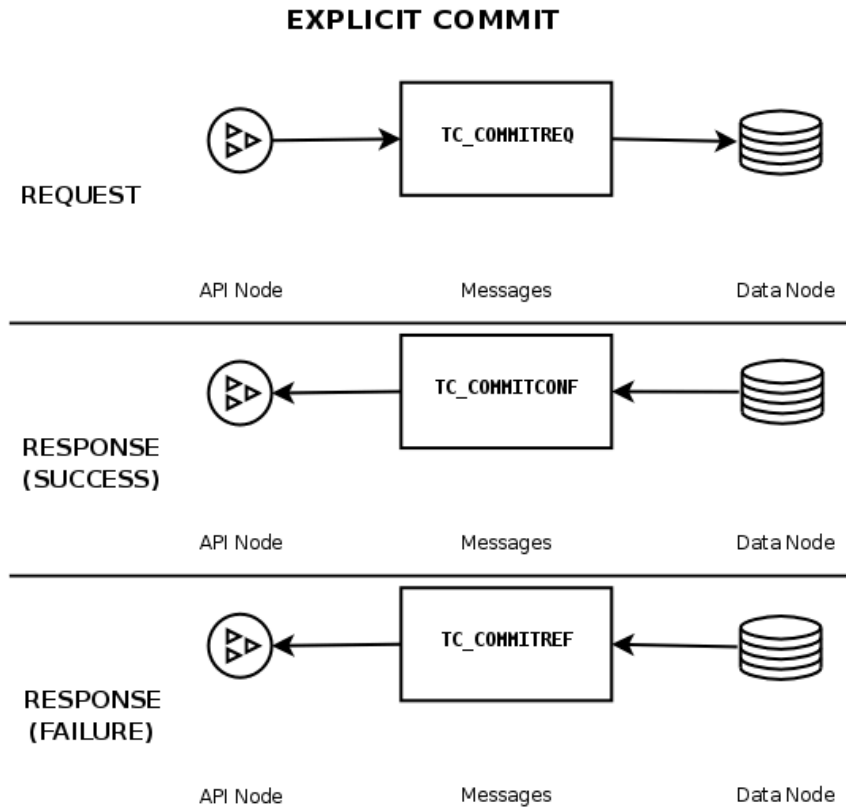
- If the operation failed, the data node returns a `SCAN_TABREF` message.

`SCAN_TABREF` is also used to signal to the API node that all data resulting from a read has been sent.

**Committing and rolling back transactions.** The process of performing an explicit commit follows the same general pattern as shown previously. The API node sends a `TC_COMMITREQ` message to the data node, which responds with either a `TC_COMMITCONF` (on success) or a `TC_COMMITREF` (if the commit failed). This is shown in the following diagram:



**Figure 3.5 Messages Exchanged In Explicit Commit Operation**

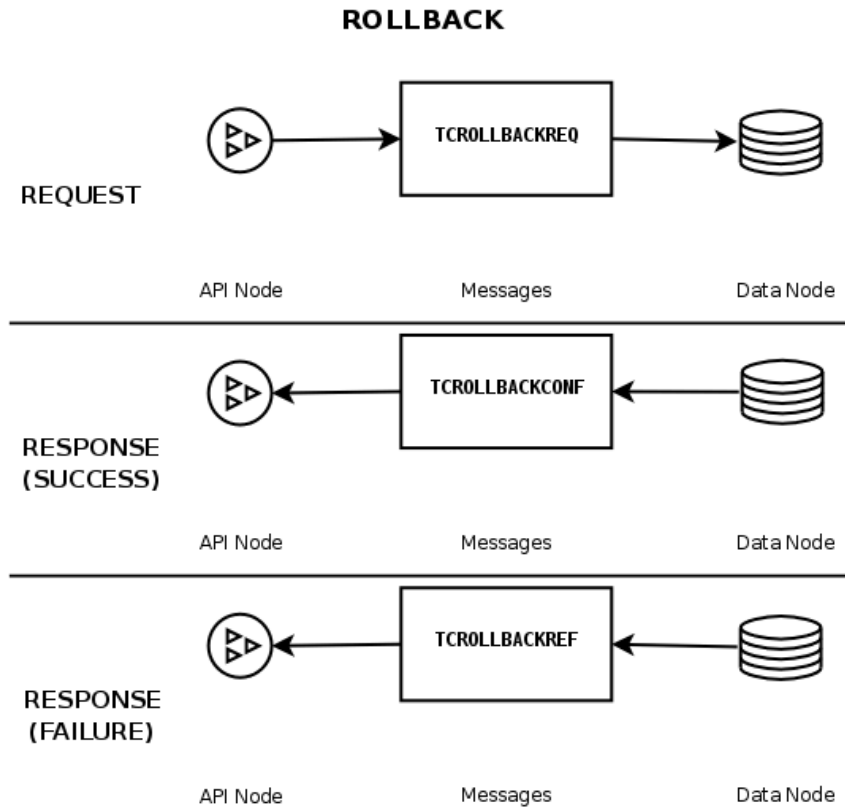


**Note**

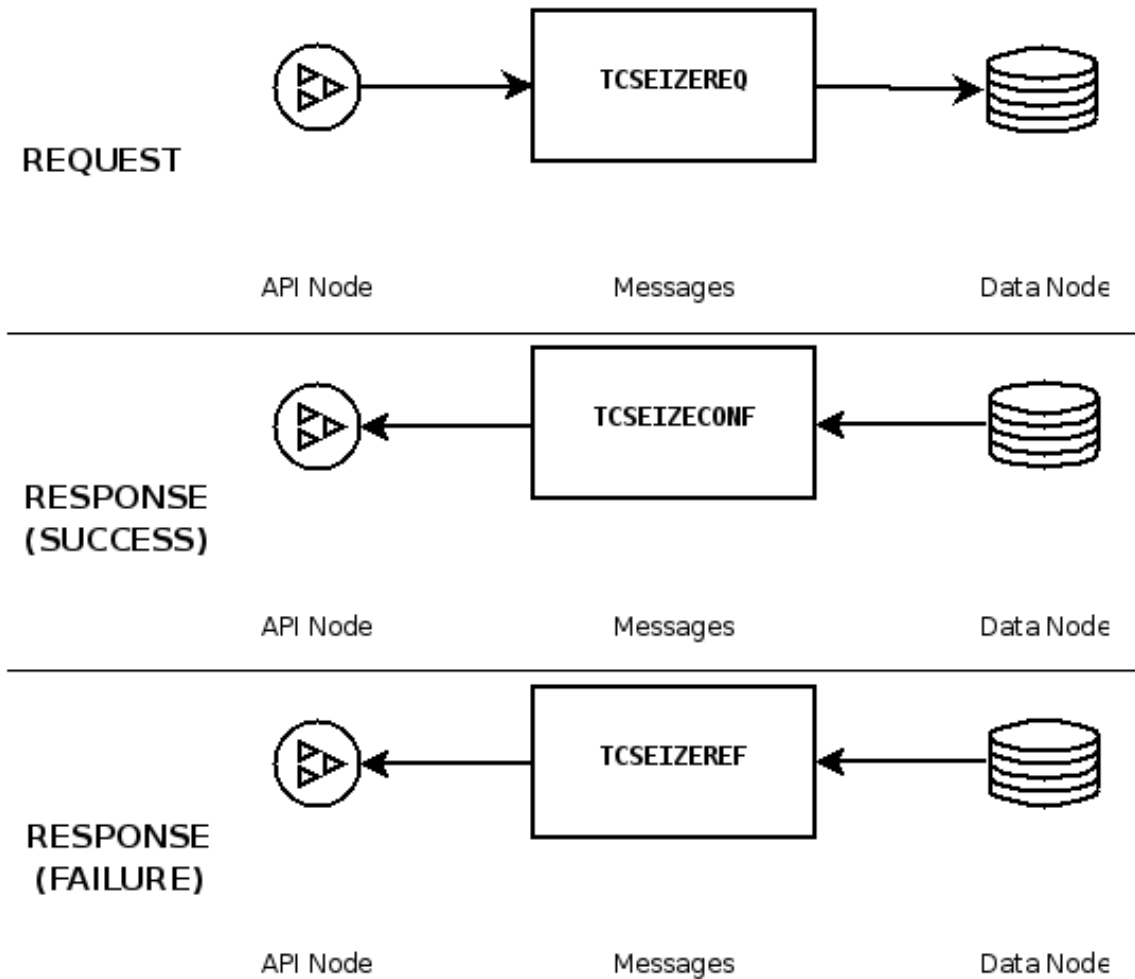
Some operations perform a `COMMIT` automatically, so this is not required for every transaction.

Rolling back a transaction also follows this pattern. In this case, however, the API node sends a `TCROLLBACKREQ` message to the data node. Either a `TCROLLBACKCONF` or a `TCROLLBACKREF` is sent in response, as shown here:

**Figure 3.6 Messages Exchanged When Rolling Back A Transaction**

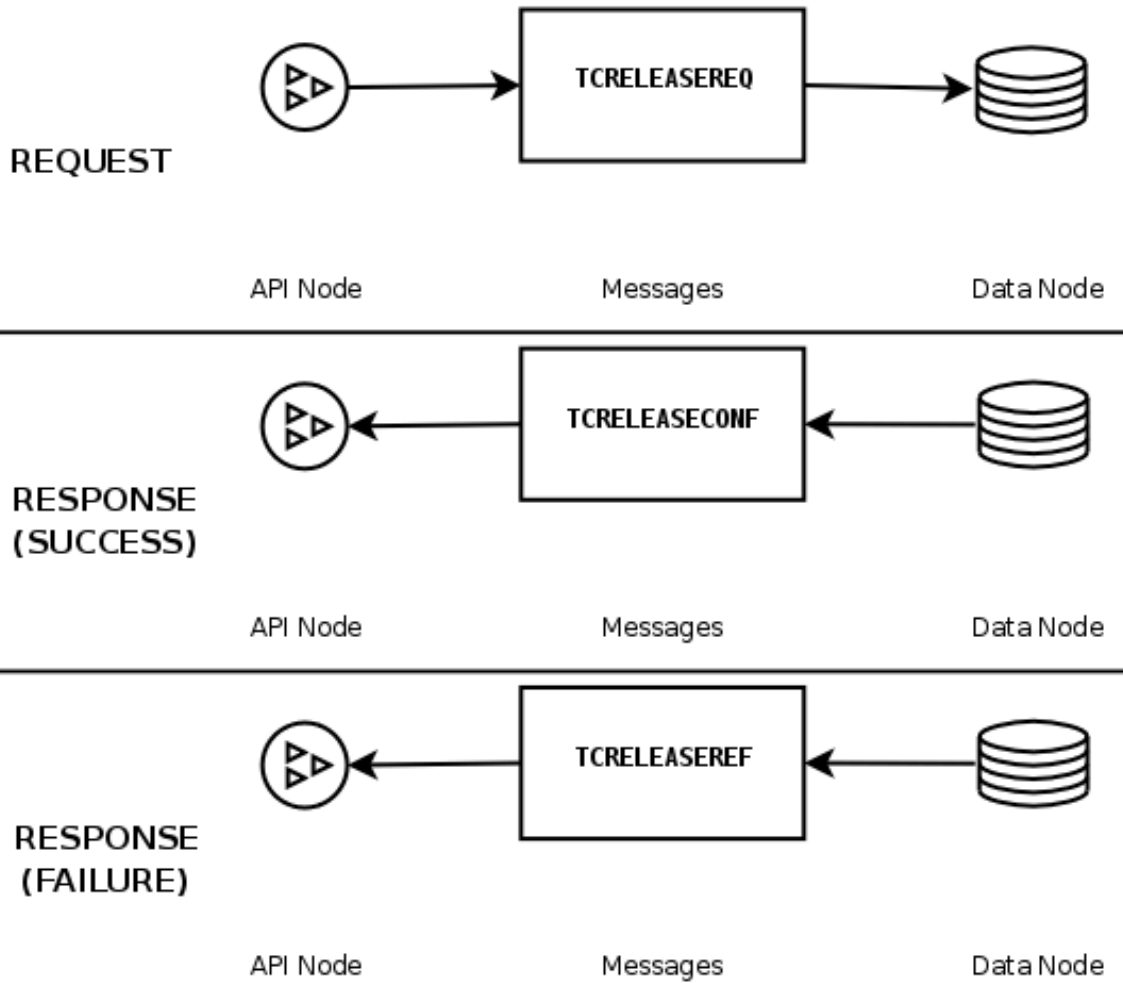


**Handling of transaction records.** Acquiring a transaction record is accomplished when an API node transmits a **TCSEIZEREQ** message to a data node and receives a **TCSEIZECONF** or **TCSEIZEREF** in return, depending on whether or not the request was successful. This is depicted here:

**TRANSACTION RECORD ACQUISITION**

The release of a transaction record is also handled using the request-response pattern. In this case, the API node's request contains a `TCRELEASEREQ` message, and the data node's response uses either a `TCRELEASECONF` (indicating that the record was released) or a `TCRELEASEREF` (indicating that the attempt at release did not succeed). This series of events is illustrated in the next diagram:

### TRANSACTION RECORD RELEASE



---

# Chapter 4 NDB Kernel Blocks

## Table of Contents

4.1 The BACKUP Block .....	108
4.2 The CMVMI Block .....	108
4.3 The DBACC Block .....	108
4.4 The DBDICT Block .....	109
4.5 The DBDIH Block .....	110
4.6 The DBINFO Block .....	110
4.7 The DBLQH Block .....	111
4.8 The DBSPJ Block .....	112
4.9 The DBTC Block .....	113
4.10 The DBTUP Block .....	114
4.11 The DBTUX Block .....	115
4.12 The DBUTIL Block .....	116
4.13 The LGMAN Block .....	116
4.14 The NDBCNTR Block .....	116
4.15 The NDBFS Block .....	117
4.16 The PGMAN Block .....	118
4.17 The QMGR Block .....	118
4.18 The RESTORE Block .....	118
4.19 The SUMA Block .....	118
4.20 The THRMAN Block .....	119
4.21 The TRPMAN Block .....	119
4.22 The TSMAN Block .....	119
4.23 The TRIX Block .....	119

This chapter provides information about the major software modules making up the NDB kernel. The files containing the implementations of these blocks can be found in several directories under `storage/ndb/src/kernel/blocks/` in the NDB Cluster source tree.

As described elsewhere, the NDB kernel makes use of a number of different threads to perform various tasks. Kernel blocks are associated with these threads as shown in the following table:

**Table 4.1 NDB kernel blocks and NDB kernel threads**

Thread ( <a href="#">ThreadConfig</a> Name)	Kernel Blocks
Main ( <code>main</code> )	CMVMI (primary), DBINFO, DBDICT, DBDIH, NDBCNTR, QMGR, DBUTIL
LDM ( <code>ldm</code> )	DBTUP, DBACC, DBLQH (primary), DBTUX, BACKUP, TSMAN, LGMAN, PGMAN, RESTORE
TC ( <code>tc</code> )	DBTC (primary), TRIX
Replication ( <code>rep</code> )	SUMA (primary), DBSPJ
Receiver ( <code>recv</code> )	CMVMI
Sender ( <code>send</code> )	CMVMI
I/O ( <code>io</code> )	NDBFS
Query ( <code>query</code> )	DBQTUP, DBQACC, DBQLQH, DBQTUX, QBACKUP QRESTORE
Recovery ( <code>recover</code> )	DBQTUP, DBQACC, DBQLQH, DBQTUX, QBACKUP QRESTORE

NDB 8.0.22 and later provides for the following combinations:

- `main` and `rep` threads, as threads of type `main_rep`
- `main`, `rep`, and `recv` threads, as threads of type `main_rep_recv`

The `query` and `recover` thread types were added in NDB 8.0.23.

You can obtain more information about these threads from the documentation for the `ThreadConfig` data node configuration parameter.

## 4.1 The BACKUP Block

This block is responsible for handling online backups and checkpoints. It is found in `storage/ndb/src/kernel/blocks/backup/`, and contains the following files:

- `Backup.cpp`: Defines methods for node signal handling; also provides output methods for backup status messages to user.
- `BackupFormat.hpp`: Defines the formats used for backup data, `.CTL`, and log files.
- `Backup.hpp`: Defines the `Backup` class.
- `BackupInit.cpp`: Actual `Backup` class constructor is found here.
- `Backup.txt`: Contains a backup signal diagram (text format). Somewhat dated (from 2003), but still potentially useful for understanding the sequence of events that is followed during backups.
- `FsBuffer.hpp`: Defines the `FsBuffer` class, which implements the circular data buffer that is used (together with the NDB file system) for reading and writing backup data and logs.
- `read.cpp`: Contains some utility functions for reading log and checkpoint files to `STDOUT`.

`QBACKUP` is a subtype of this block, used for query and recovery threads, added in NDB 8.0.23.

## 4.2 The CMVMI Block

This block is responsible for configuration management between the kernel blocks and the NDB virtual machine, as well as the cluster job que and cluster transporters. It is found in `storage/ndb/src/kernel/blocks/cmvmi`, and contains these files:

- `Cmvmi.cpp`: Implements communication and reporting methods for the `Cmvmi` class.
- `Cmvmi.hpp`: Defines the `Cmvmi` class.

During startup, this block allocates and touches most of the memory needed for buffers used by the NDB kernel, such as those defined by `IndexMemory`, `DataMemory`, and `DiskPageBufferMemory`. At that time, `CMVMI` also gets the starting order of the nodes, and performs a number of functions whereby software modules can affect the runtime environment.

## 4.3 The DBACC Block

Also referred to as the `ACC` block, this is the access control and lock management module. It is also responsible for storing primary key and unique key hash indexes are stored. This block is found in `storage/ndb/src/kernel/blocks/dbacc`, which contains the following files:

- `Dbacc.hpp`: Defines the `Dbacc` class, along with structures for operation, scan, table, and other records.
- `DbaccInit.cpp`: `Dbacc` class constructor and destructor; methods for initialising data and records.
- `DbaccMain.cpp`: Implements `Dbacc` class methods.

The `ACC` block handles database index structures, which are stored in 8K pages. Database locks are also handled in the `ACC` block.

When a new tuple is inserted, the `TUP` block stores the tuple in a suitable space and returns an index (a reference to the address of the tuple in memory). `ACC` stores both the primary key and this tuple index of the tuple in a hash table.

Like the `TUP` block, the `ACC` block implements part of the checkpoint protocol. It also performs undo logging. It is implemented by the `Dbacc` class, which is defined in `storage/ndb/src/kernel/blocks/dbacc/DbaccMain.hpp`.

`DBQACC` is a subtype of this block, used for query and recovery threads, added in NDB 8.0.23.

See also [Section 4.10, “The DBTUP Block”](#).

## 4.4 The DBDICT Block

This block, the data dictionary block, is found in `storage/ndb/src/kernel/blocks/dbdict`. Data dictionary information is replicated to all `DICT` blocks in the cluster. This is the only block other than `DBTC` to which applications can send direct requests.

`DBDICT` is responsible for managing metadata (using the master data node) including the definitions for tables, columns, indexes, tablespaces, log files, log file groups, and other data objects.

This block is implemented in the following files:

- `CreateIndex.txt`: Contains notes about processes for creating, altering, and dropping indexes and triggers.
- `Dbdict.cpp`: Implements structure for event metadata records (for `NDB$EVENTS_0`), as well as methods for system start and restart, table and schema file handling, and packing table data into pages. Functionality for determining node status and handling node failures is also found here. In addition, this file implements data and other initialisation routines for `Dbdict`.
- `DictLock.txt`: Implementation notes: Describes locking of the master node's `DICT` against schema operations.
- `printSchemaFile.cpp`: Contains the source for the `ndb_print_schema_file` utility.
- `Slave_AddTable.sfl`: A signal log trace of a table creation operation for `DBDICT` on a nonmaster node.
- `CreateTable.txt`: Notes outlining the table creation process (dated).
- `CreateTable.new.txt`: Notes outlining the table creation process (updated version of `CreateTable.txt`).
- `Dbdict.hpp`: Defines the `Dbdict` class; also creates the `NDB$EVENTS_0` table. Also defines a number of structures such as table and index records, as well as for table records.

- `DropTable.txt`: Implementation notes for the process of dropping a table.
- `Dbdict.txt`: Implementation notes for creating and dropping events and `NdbEventOperation` objects.
- `Event.txt`: A copy of `Dbdict.txt`.
- `Master_AddTable.sfl`: A signal log trace of a table creation operation for `DBDICT` on the master node.
- `SchemaFile.hpp`: Defines the structure of a schema file.

## 4.5 The DBDIH Block

This block provides data distribution management services for distribution information about each table, table partition, and fragment replica of each partition. It is also responsible for handling of local and global checkpoints. `DBDIH` also manages node and system restarts. This block is implemented in the following files, all found in the directory `storage/ndb/src/kernel/blocks/dbdih`:

- `Dbdih.hpp`: This file contains the definition of the `Dbdih` class, as well as the `FileRecordPtr` type, which is used to keep storage information about a fragment and its fragment replicas. If a fragment has more than one backup fragment replica, then a list of the additional ones is attached to this record. This record also stores the status of the fragment, and is 64-byte aligned.
- `DbdihMain.cpp`: Contains definitions of `Dbdih` class methods.
- `printSysfile/printSysfile.cpp`: Older version of the `printSysfile.cpp` in the main `dbdih` directory.
- `DbdihInit.cpp`: Initializes `Dbdih` data and records; also contains the class destructor.
- `LCP.txt`: Contains developer notes about the exchange of messages between `DIH` and `LQH` that takes place during a local checkpoint.
- `printSysfile.cpp`: This file contains the source code for the `ndb_print_sys_file` utility program.
- `Sysfile.hpp`: Contains the definition of the `Sysfile` structure; in other words, the format of an `NDB` system file. See [Chapter 1, NDB Cluster File Systems](#), for more information about `NDB` system files.

This block often makes use of `BACKUP` blocks on the data nodes to accomplish distributed tasks, such as global checkpoints and system restarts.

This block is implemented as the `Dbdih` class, whose definition may be found in the file `storage/ndb/src/kernel/blocks/dbdih/Dbdih.hpp`.

## 4.6 The DBINFO Block

The `DBINFO` block provides support for the `ndbinfo` information database used to obtain information about data node internals.

An API node communicates with this block to retrieve `ndbinfo` data using `DBINFO_SCANREQ` and `DBINFO_SCANCONF` signals. The API node communicates with `DBINFO` on the master data node, which communicates with `DBINFO` on the remaining data nodes. The `DBINFO` block on each data node fetches information from the other kernel blocks on that node, including `DBACC`, `DBTUP`, `BACKUP`, `DBTC`, `SUMA`, `DBUTIL`, `TRIX`, `DBTUX`, `DBDICT`, `CMVMI`, `DBLQH`, `LGMAN`, `PGMAN`, `DBSPJ`, `THRMAN`, `TRPMAN`, and `QMGR`.



The local `DBINFO` then sends the information back to `DBINFO` on the master node, which in turn passes it back to the API node.

This block is implemented in the file `storage/ndb/src/kernel/blocks/dbinfo/Dbinfo.hpp` as the `Dbinfo` class. The file `Dbinfo.cpp` in the same directory defines the methods of this class (mostly signal handlers). Also in the `dbinfo` directory is a text file `DbinfoScan.txt` which provides information about `DBINFO` messaging.

## 4.7 The DBLQH Block

This is the local, low-level query handler block, which manages data and transactions local to the cluster's data nodes, and acts as a coordinator of 2-phase commits. It is responsible (when called on by the transaction coordinator) for performing operations on tuples, accomplishing this task with help of `DBACC` block (which manages the index structures) and `DBTUP` (which manages the tuples). It is made up of the following files, found in `storage/ndb/src/kernel/blocks/dblqh`:

- `Dblqh.hpp`: Contains the `Dblqh` class definition. The code itself includes the following modules:
  - **Start/Restart Module.** This module handles the following start phases:
    - **Start phase 1.** Load block reference and processor ID
    - **Start phase 2.** Initiate all records within the block; connect `LQH` with `ACC` and `TUP`
    - **Start phase 4.** Connect each `LQH` with every other `LQH` in the database system. For an initial start, create the fragment log files. For a system restart or node restart, open the fragment log files and find the end of the log files.
  - **Fragment addition and deletion module.** Used by the data dictionary to create new fragments and delete old fragments.
  - **Execution module.** This module handles the reception of `LQHKEYREQ` messages and all processing of operations on behalf of this request. This also involves reception of various types of `ATTRINFO` and `KEYINFO` messages, as well as communications with `ACC` and `TUP`.
  - **Log module.** The log module handles the reading and writing of the log. It is also responsible for handling system restarts, and controls system restart in `TUP` and `ACC` as well.
  - **Transaction module.** This module handles the commit and completion phases.
  - **TC failure module.** Handles failures in the transaction coordinator.
  - **Scan module.** This module contains the code that handles a scan of a particular fragment. It operates under the control of the transaction coordinator and orders `ACC` to perform a scan of all tuples in the fragment. `TUP` performs the necessary search conditions to insure that only valid tuples are returned to the application.
  - **Node recovery module.** This is used when a node has failed, copying the effected fragment to a new fragment replica. It also shuts down all connections to the failed node.
  - **LCP module.** This module handles execution and control of local checkpoints in `TUP` and `ACC`. It also interacts with `DIH` to determine which global checkpoints are recoverable.
  - **Global checkpoint module.** Assists `DIH` in discovering when GCPs are recoverable, and handles the `GCP_SAVEREQ` message requesting that `LQH` save a given GCP to disk and provide a notification of when this has been done.

- **File handling module.** This includes a number of sub-modules:
  - Signal reception
  - Normal operation
  - File change
  - Initial start
  - System restart, Phase 1
  - System restart, Phase 2
  - System restart, Phase 3
  - System restart, Phase 4
  - Error
- `DblqhInit.cpp`: Initialises `Dblqh` records and data. Also includes the `Dblqh` class destructor, used for deallocating these.
- `DblqhMain.cpp`: Implements `Dblqh` functionality (class methods).
- This directory also has the files listed here in a `redoLogReader` subdirectory containing the sources for the `ndb_redo_log_reader` utility:
  - `records.cpp`
  - `records.hpp`
  - `redoLogFileReader.cpp`

This block also handles redo logging, and helps oversee the `DBACC`, `DBTUP`, `LGMAN`, `TSMAN`, `PGMAN`, and `BACKUP` blocks. It is implemented as the class `Dblqh`, defined in the file `storage/ndb/src/kernel/blocks/dblqh/Dblqh.hpp`.

`DBQLQH` is a subtype of this block, used for query and recovery threads, added in NDB 8.0.23.

## 4.8 The DBSPJ Block

This block implements multiple cursors in the NDB kernel, providing handling for joins pushed down from SQL nodes. It contains the following files, which can be found in the directory `storage/ndb/src/kernel/blocks/dbspj`:

- `Dbspj.hpp`: Defines the `Dbspj` class.
- `DbspjInit.cpp`: `Dbspj` initialization.
- `DbspjMain.cpp`: Handles conditions pushed down from API and signal passing between `DBSPJ` and the `DBLQH` and `DBTC` kernel blocks.
- `DbspjProxy.hpp`
- `DbspjProxy.cpp`

## 4.9 The DBTC Block

This is the transaction coordinator block, which handles distributed transactions and other data operations on a global level (as opposed to [DBLQH](#) which deals with such issues on individual data nodes). In the source code, it is located in the directory `storage/ndb/src/kernel/blocks/dbtc`, which contains these files:

- [Dbtc.hpp](#): Defines the [Dbtc](#) class and associated constructs, including the following:
  - **Trigger and index data (TcDefinedTriggerData)**. A record forming a list of active triggers for each table. These records are managed by a trigger pool, in which a trigger record is seized whenever a trigger is activated, and released when the trigger is deactivated.
  - **Fired trigger data (TcFiredTriggerData)**. A record forming a list of fired triggers for a given transaction.
  - **Index data (TcIndexData)**. This record forms lists of active indexes for each table. Such records are managed by an index pool, in which each index record is seized whenever an index is created, and released when the index is dropped.
  - **API connection record (ApiConnectRecord)**. An API connect record contains the connection record to which the application connects. The application can send one operation at a time. It can send a new operation immediately after sending the previous operation. This means that several operations can be active in a single transaction within the transaction coordinator, which is achieved by using the API connect record. Each active operation is handled by the TC connect record; as soon as the TC connect record has sent the request to the local query handler, it is ready to receive new operations. The [LQH](#) connect record takes care of waiting for an operation to complete; when an operation has completed on the [LQH](#) connect record, a new operation can be started on the current [LQH](#) connect record. [ApiConnectRecord](#) is always 256-byte aligned.
  - **Transaction coordinator connection record (TcConnectRecord)**. A [TcConnectRecord](#) keeps all information required for carrying out a transaction; the transaction controller establishes connections to the different blocks needed to carry out the transaction. There can be multiple records for each active transaction. The TC connection record cooperates with the API connection record for communication with the API node, and with the [LQH](#) connection record for communication with any local query handlers involved in the transaction. [TcConnectRecord](#) is permanently connected to a record in [DBDICT](#) and another in [DIH](#), and contains a list of active [LQH](#) connection records and a list of started (but not currently active) [LQH](#) connection records. It also contains a list of all operations that are being executed with the current TC connection record. [TcConnectRecord](#) is always 128-byte aligned.
  - **Cache record (CacheRecord)**. This record is used between reception of a [TCKEYREQ](#) and sending of [LQHKEYREQ](#) (see [Section 3.3, "Operations and Signals"](#)) This is a separate record, so as to improve the cache hit rate and as well as to minimize memory storage requirements.
  - **Host record (HostRecord)**. This record contains the "alive" status of each node in the system, and is 128-byte aligned.
  - **Table record (TableRecord)**. This record contains the current schema versions of all tables in the system.
  - **Scan record (ScanRecord)**. Each scan allocates a [ScanRecord](#) to store information about the current scan.
  - **Data buffer (DatabufRecord)**. This is a buffer used for general data storage.

- **Attribute information record (AttrbufRecord).** This record can contain one (1) `ATTRINFO` signal, which contains a set of 32 attribute information words.
- **Global checkpoint information record (GcpRecord).** This record is used to store the globalcheckpoint number, as well as a counter, during the completion phase of the transaction. A `GcpRecord` is 32-byte aligned.
- **TC failure record (TC\_FAIL\_RECORD).** This is used when handling takeover of TC duties from a failed transaction coordinator.
- `DbtcInit.cpp`: Handles allocation and deallocation of `Dbtc` indexes and data (includes class desctructor).
- `DbtcMain.cpp`: Implements `Dbtc` methods.

**Note**

Any data node may act as the transaction coordinator.

The `DBTC` block is implemented as the `Dbtc` class.

The transaction coordinator is the kernel interface to which applications send their requests. It establishes connections to different blocks in the system to carry out the transaction and decides which node will handle each transaction, sending a confirmation signal on the result to the application so that the application can verify that the result received from the TUP block is correct.

This block also handles unique indexes, which must be co-ordinated across all data nodes simultaneously.

## 4.10 The DBTUP Block

This is the tuple manager, which manages the physical storage of cluster data. It consists of the following files found in the directory `storage/ndb/src/kernel/blocks/dbtup`:

- `AttributeOffset.hpp`: Defines the `AttributeOffset` class, which models the structure of an attribute, permitting up to 4096 attributes, all of which are nullable.
- `DbtupDiskAlloc.cpp`: Handles allocation and deallocation of extents for disk space.
- `DbtupIndex.cpp`: Implements methods for reading and writing tuples using ordered indexes.
- `DbtupScan.cpp`: Implements methods for tuple scans.
- `tuppage.cpp`: Handles allocating pages for writing tuples.
- `tuppage.hpp`: Defines structures for fixed and variable size data pages for tuples.
- `DbtupAbort.cpp`: Contains routines for terminating failed tuple operations.
- `DbtupExecQuery.cpp`: Handles execution of queries for tuples and reading from them.
- `DbtupMeta.cpp`: Handle table operations for the `Dbtup` class.
- `DbtupStoredProcDef.cpp`: Module for adding and dropping procedures.
- `DbtupBuffer.cpp`: Handles read/write buffers for tuple operations.
- `DbtupFixAlloc.cpp`: Allocates and frees fixed-size tuples from the set of pages attached to a fragment. The fixed size is set per fragment; there can be only one such value per fragment.

- `DbtupPageMap.cpp`: Routines used by `Dbtup` to map logical page IDs to physical page IDs. The mapping needs the fragment ID and the logical page ID to provide the physical ID. This part of `Dbtup` is the exclusive user of a certain set of variables on the fragment record; it is also the exclusive user of the struct for page ranges (the `PageRange` struct defined in `Dbtup.hpp`).
- `DbtupTabDesMan.cpp`: This file contains the routines making up the table descriptor memory manager. Each table has a descriptor, which is a contiguous array of data words, and which is allocated from a global array using a “buddy” algorithm, with free lists existing for each  $2^N$  words.
- `Notes.txt`: Contains some developers' implementation notes on tuples, tuple operations, and tuple versioning.
- `Undo_buffer.hpp`: Defines the `Undo_buffer` class, used for storage of operations that may need to be rolled back.
- `Undo_buffer.cpp`: Implements some necessary `Undo_buffer` methods.
- `DbtupCommit.cpp`: Contains routines used to commit operations on tuples to disk.
- `DbtupGen.cpp`: This file contains `Dbtup` initialization routines.
- `DbtupPagMan.cpp`: This file implements the page memory manager's “buddy” algorithm. `PagMan` is invoked when fragments lack sufficient internal page space to accommodate all the data they are requested to store. It is also invoked when fragments deallocate page space back to the free area.
- `DbtupTrigger.cpp`: The routines contained in this file perform handling of `NDB` internal triggers.
- `DbtupDebug.cpp`: Used for debugging purposes only.
- `Dbtup.hpp`: Contains the `Dbtup` class definition. Also defines a number of essential structures such as tuple scans, disk allocation units, fragment records, and so on.
- `DbtupRoutines.cpp`: Implements `Dbtup` routines for reading attributes.
- `DbtupVarAlloc.cpp`
- `test_varpage.cpp`: Simple test program for verifying variable-size page operations.

This block also monitors changes in tuples.

`DBQTUP` is a subtype of this block, used for query and recovery threads, added in `NDB 8.0.23`.

## 4.11 The DBTUX Block

This kernel block provides local management of ordered indexes. It consists of the following files found in the `storage/ndb/src/kernel/blocks/dbtux` directory:

- `DbtuxCmp.cpp`: Implements routines to search by key versus node prefix or entry. The comparison starts at a given attribute position, which is updated by the number of equal initial attributes found. The entry data may be partial, in which case `CmpUnknown` may be returned. The attributes are normalized and have a variable size, given in words.
- `DbtuxGen.cpp`: Implements initialization routines used in node starts and restarts.
- `DbtuxMaint.cpp`: Contains routines used to maintain indexes.
- `DbtuxNode.cpp`: Implements routines for node creation, allocation, and deletion operations. Also assigns lists of scans to nodes.

- [DbtuxSearch.cpp](#): Provides routines for handling node scan request messages.
- [DbtuxTree.cpp](#): Routines for performing node tree operations.
- [Times.txt](#): Contains some (old) performance figures from tests runs on operations using ordered indexes. Of historical interest only.
- [DbtuxDebug.cpp](#): Debugging code for dumping node states.
- [Dbtux.hpp](#): Contains [Dbtux](#) class definition.
- [DbtuxMeta.cpp](#): Routines for creating, setting, and dropping indexes. Also provides means of aborting these operations in the event of failure.
- [DbtuxScan.cpp](#): Routines for performing index scans.
- [DbtuxStat.cpp](#): Implements methods for obtaining node statistics.
- [tuxstatus.html](#): 2004-01-30 status report on ordered index implementation. Of historical interest only.

[DBQTUX](#) is a subtype of this block, used for query and recovery threads, added in NDB 8.0.23.

## 4.12 The DBUTIL Block

This block provides internal interfaces to transaction and data operations, performing essential operations on signals passed between nodes. This block implements transactional services which can then be used by other blocks. It is also used in building online indexes, and is found in [storage/ndb/src/kernel/blocks/dbutil](#), which includes these files:

- [DbUtil.cpp](#): Implements [Dbutil](#) class methods
- [DbUtil.hpp](#): Defines the [Dbutil](#) class, used to provide transactional services.
- [DbUtil.txt](#): Implementation notes on utility protocols implemented by [DBUTIL](#).

Among the duties performed by this block is the maintenance of sequences for backup IDs and other distributed identifiers.

## 4.13 The LGMAN Block

This block, the log group manager, is responsible for handling the undo logs for Disk Data tables. It is implemented in these files in the [storage/ndb/src/kernel/blocks](#) directory:

- [lgman.cpp](#): Implements [Lgman](#) for adding, dropping, and working with log files and file groups.
- [lgman.hpp](#): Contains the definition for the [Lgman](#) class, used to handle undo log files. Handles allocation of log buffer space.

## 4.14 The NDBCNTR Block

This is a cluster management block that handles block initialisation and configuration. During the data node startup process, it takes over from the [QMGR](#) block and continues the process. It also assists with graceful (planned) shutdowns of data nodes. This block is implemented in [storage/ndb/src/kernel/blocks/ndbcntr](#), which contains these files:

- [Ndbcntr.hpp](#): Defines the [Ndbcntr](#) class used to implement cluster management functions.

- `NdbcntrInit.cpp`: Initializers for `Ndbcntr` data and records.
- `NdbcntrMain.cpp`: Implements methods used for starts, restarts, and reading of configuration data.
- `NdbcntrSysTable.cpp`: `NDBCNTR` creates and initializes system tables on initial system start. The tables are defined in static structs in this file.

## 4.15 The NDBFS Block

This block provides the `NDB` file system abstraction layer, and is located in the directory `storage/ndb/src/kernel/blocks/ndbfs`, which contains the following files:

- `AsyncFile.hpp`: Defines the `AsyncFile` class, which represents an asynchronous file. All actions are executed concurrently with the other activities carried out by the process. Because all actions are performed in a separate thread, the result of an action is sent back through a memory channel. For the asynchronous notification of a finished request, each call includes a request as a parameter. This class is used for writing or reading data to and from disk concurrently with other activities.
- `AsyncFile.cpp`: Defines the actions possible for an asynchronous file, and implements them.
- `Filename.hpp`: Defines the `Filename` class. Takes a 128-bit value (as a array of four longs) and makes a file name out of it. This file name encodes information about the file, such as whether it is a file or a directory, and if the former, the type of file. Possible types include data file, fragment log, fragment list, table list, schema log, and system file, among others.
- `Filename.cpp`: Implements `set()` methods for the `Filename` class.
- `MemoryChannelTest/MemoryChannelTest.cpp`: Basic program for testing reads from and writes to a memory channel (that is, reading from and writing to a circular buffer).
- `OpenFiles.hpp`: Implements an `OpenFiles` class, which provides some convenience methods for determining whether or not a given file is already open.
- `VoidFs.cpp`: Used for diskless operation. Generates a “dummy” acknowledgment to write operations.
- `CircularIndex.hpp`: The `CircularIndex` class, defined in this file, serves as the building block for implementing circular buffers. It increments as a normal index until it reaches maximum size, then resets to zero.
- `CircularIndex.cpp`: Contains only a single `#define`, not actually used at this time.
- `MemoryChannel.hpp`: Defines the `MemoryChannel` and `MemoryChannelMultipleWriter` classes, which provide a pointer-based channel for communication between two threads. It does not copy any data into or out of the channel, so the item that is put in can not be used until the other thread has given it back. There is no support for detecting the return of an item.
- `MemoryChannel.cpp`: “Dummy” file, not used at this time.
- `Ndbfs.hpp`: Because an `NDB` signal request can result in multiple requests to `AsyncFile`, one class (defined in this file) is responsible for keeping track of all outstanding requests, and when all are finished, reporting the outcome back to the sending block.
- `Ndbfs.cpp`: Implements initialization and signal-handling methods for the `Ndbfs` class.
- `Pool.hpp`: Creates and manages a pool of objects for use by `Ndbfs` and other classes in this block.
- `AsyncFileTest/AsyncFileTest.cpp`: Test program, used to test and benchmark functionality of `AsyncFile`.

## 4.16 The PGMAN Block

This block provides page and buffer management services for Disk Data tables. It includes these files:

- `diskpage.hpp`: Defines the `File_formats`, `Datafile`, and `Undofile` structures.
- `diskpage.cpp`: Initializes sero page headers; includes some output reoutines for reporting and debugging.
- `pgman.hpp`: Defines the `Pgman` class implementing a number of page and buffer services, including page entries and requests, page replacement, page lists, page cleanup, and other page processing.
- `pgman.cpp`: Implements `Pgman` methods for initialization and various page management tasks.
- `PgmanProxy.hpp`
- `PgmanProxy.cpp`

## 4.17 The QMGR Block

This is the logical cluster management block, and handles node membership in the cluster using a heartbeat mechanism. `QMGR` is responsible for polling the data nodes when a data node failure occurs and determining that the node has actually failed and should be dropped from the cluster. This block contains the following files, found in `storage/ndb/src/kernel/blocks/qmgr`:

- `Qmgr.hpp`: Defines the `Qmgr` class and associated structures, including those used in detection of node failure and cluster partitioning.
- `QmgrInit.cpp`: Implements data and record initialization methods for `Qmgr`, as well as its destructor.
- `QmgrMain.cpp`: Contains routines for monitoring of heartbeats, detection and handling of “split-brain” problems, and management of some startup phases.
- `timer.hpp`: Defines the `Timer` class, used by `NDB` to keep strict timekeeping independent of the system clock.

This block also assists in the early phases of data node startup.

The `QMGR` block is implemented by the `Qmgr` class, whose definition is found in the file `storage/ndb/src/kernel/blocks/qmgr/Qmgr.hpp`.

## 4.18 The RESTORE Block

This block is implemented in the files `restore.hpp`, `restore.cpp`, `RestoreProxy.hpp`, and `RestoreProxy.cpp` in the `storage/ndb/src/kernel/blocks` directory. It handles restoration of the cluster from online backups. It is also used to restore local checkpoints as part of the process of starting a data node.

`QRESTORE` is a subtype of this block, used for query and recovery threads, added in NDB 8.0.23.

## 4.19 The SUMA Block

The cluster subscription manager, which handles event logging and reporting functions. It also figures prominently in NDB Cluster Replication. `SUMA` consists of the following files, found in the directory `storage/ndb/src/kernel/blocks/suma/`:



- `Suma.hpp`: Defines the `Suma` class and interfaces for managing subscriptions and performing necessary communications with other `SUMA` (and other) blocks.
- `SumaInit.cpp`: Performs initialization of `DICT`, `DIH`, and other interfaces
- `Suma.cpp`: Implements subscription-handling routines.
- `Suma.txt`: Contains a text-based diagram illustrating `SUMA` protocols.

## 4.20 The THRMAN Block

This is the thread management block, and executes in every NDB kernel thread. This block is also used measure thread CPU usage and to write this and other information into the `threadblocks` and `threadstat` tables in the `ndbinfo` information database.

The `THRMAN` block is implemented as the `Thrman` class, in the file `storage/ndb/src/kernel/blocks/thrman.hpp`. `thrman.cpp`, found in the same directory, defines a `measure_cpu_usage()` method of this class for measuring the CPU usage of a given thread. It also defines a `execDBINFO_SCANREQ()` method, which writes this and other information about the thread such as its thread ID and block number to the `threadblocks` and `threadstat` tables.

## 4.21 The TRPMAN Block

This is the signal transport management block of the `NDB` kernel, implemented in `storage/ndb/src/kernel/blocks/trpman.hpp` as the `Trpman` class, whose methods are defined in `trpman.cpp`, also in the `blocks` directory.

`TRPMAN` is also responsible for writing rows to the `ndbinfo.transporters` table.

## 4.22 The TSMAN Block

This is the tablespace manager block for Disk Data tables, implemented in the following files from `storage/ndb/src/kernel/blocks`:

- `tsman.hpp`: Defines the `Tsman` class, as well as structures representing data files and tablespaces.
- `tsman.cpp`: Implements `Tsman` methods.

## 4.23 The TRIX Block

This kernel block is responsible for the handling of internal triggers and unique indexes. `TRIX`, like `DBUTIL`, is a utility block containing many helper functions for building indexes and handling signals between nodes. It is implemented in the following files, all found in the directory `storage/ndb/src/kernel/blocks/trix`:

- `Trix.hpp`: Defines the `Trix` class, along with structures representing subscription data and records (for communicating with `SUMA`) and node data and ists (needed when communicating with remote `TRIX` blocks).
- `Trix.cpp`: Implements `Trix` class methods, including those necessary for taking appropriate action in the event of node failures.



---

# Chapter 5 NDB Cluster Start Phases

## Table of Contents

5.1 Initialization Phase (Phase -1) .....	121
5.2 Configuration Read Phase (STTOR Phase -1) .....	122
5.3 STTOR Phase 0 .....	123
5.4 STTOR Phase 1 .....	124
5.5 STTOR Phase 2 .....	127
5.6 NDB_STTOR Phase 1 .....	127
5.7 STTOR Phase 3 .....	127
5.8 NDB_STTOR Phase 2 .....	127
5.9 STTOR Phase 4 .....	128
5.10 NDB_STTOR Phase 3 .....	128
5.11 STTOR Phase 5 .....	129
5.12 NDB_STTOR Phase 4 .....	129
5.13 NDB_STTOR Phase 5 .....	129
5.14 NDB_STTOR Phase 6 .....	130
5.15 STTOR Phase 6 .....	130
5.16 STTOR Phase 7 .....	131
5.17 STTOR Phase 8 .....	131
5.18 NDB_STTOR Phase 7 .....	131
5.19 STTOR Phase 9 .....	131
5.20 STTOR Phase 101 .....	131
5.21 System Restart Handling in Phase 4 .....	131
5.22 START_MEREQ Handling .....	132

The start of an NDB Cluster data node is processed in series of phases which is synchronised with other nodes that are starting up in parallel with this node as well as with nodes already started. The next several sections of this chapter describe each of these phases in detail.

## 5.1 Initialization Phase (Phase -1)

Before the data node actually starts, a number of other setup and initialization tasks must be done for the block objects, transporters, and watchdog checks, among others.

This initialization process begins in `storage/ndb/src/kernel/main.cpp` with a series of calls to `globalEmulatorData.theThreadConfig->doStart()`. When starting `ndbd` with the `-n` or `--nostart` option there is only one call to this method; otherwise, there are two, with the second call actually starting the data node. The first invocation of `doStart()` sends the `START_ORD` signal to the `CMVMI` block; the second call to this method sends a `START_ORD` signal to `NDBCNTR`.

When `START_ORD` is received by the `NDBCNTR` block, the signal is immediately transferred to the `NDBCNTR` block's `MISSRA` sub-block, which handles the start process by sending a `READ_CONFIG_REQ` signals to all blocks in order as given in the array `readConfigOrder`:

1. `NDBFS`
2. `DBTUP`
3. `DBACC`

4. [DBTC](#)
5. [DBLQH](#)
6. [DBTUX](#)
7. [DBDICT](#)
8. [DBDIH](#)
9. [NDBCNTR](#)
10. [QMGR](#)
11. [TRIX](#)
12. [BACKUP](#)
13. [DBUTIL](#)
14. [SUMA](#)
15. [TSMAN](#)
16. [LGMAN](#)
17. [PGMAN](#)
18. [RESTORE](#)

[NDBFS](#) is permitted to run before any of the remaining blocks are contacted, in order to make sure that it can start the [CMVMI](#) block's threads.

## 5.2 Configuration Read Phase (STTOR Phase -1)

The [READ\\_CONFIG\\_REQ](#) signal provides all kernel blocks an opportunity to read the configuration data, which is stored in a global object accessible to all blocks. All memory allocation in the data nodes takes place during this phase.



### Note

Connections between the kernel blocks and the [NDB](#) file system are also set up during Phase 0. This is necessary to enable the blocks to communicate easily which parts of a table structure are to be written to disk.

[NDB](#) performs memory allocations in two different ways. The first of these is by using the [allocRecord\(\)](#) method (defined in [storage/ndb/src/kernel/vm/SimulatedBlock.hpp](#)). This is the traditional method whereby records are accessed using the [ptrCheckGuard](#) macros (defined in [storage/ndb/src/kernel/vm/pc.hpp](#)). The other method is to allocate memory using the [setSize\(\)](#) method defined with the help of the template found in [storage/ndb/src/kernel/vm/CArray.hpp](#).

These methods sometimes also initialize the memory, ensuring that both memory allocation and initialization are done with watchdog protection.

Many blocks also perform block-specific initialization, which often entails building linked lists or doubly-linked lists (and in some cases hash tables).

Many of the sizes used in allocation are calculated in the `Configuration::calcSizeAlt()` method, found in `storage/ndb/src/kernel/vm/Configuration.cpp`.

Some preparations for more intelligent pooling of memory resources have been made. `DataMemory` and disk records already belong to this global memory pool.

## 5.3 STTOR Phase 0

Most `NDB` kernel blocks begin their start phases at `STTOR` Phase 1, with the exception of `NDBFS` and `NDBCNTR`, which begin with Phase 0, as can be seen by inspecting the first value for each element in the `ALL_BLOCKS` array (defined in `src/kernel/blocks/ndbcntr/NdbcntrMain.cpp`). In addition, when the `STTOR` signal is sent to a block, the return signal `STTORY` always contains a list of the start phases in which the block has an interest. Only in those start phases does the block actually receive a `STTOR` signal.

`STTOR` signals are sent out in the order in which the kernel blocks are listed in the `ALL_BLOCKS` array. While `NDBCNTR` goes through start phases 0 to 255, most of these are empty.

Both activities in Phase 0 have to do with initialization of the `NDB` file system. First, if necessary, `NDBFS` creates the file system directory for the data node. In the case of an initial start, `NDBCNTR` clears any existing files from the directory of the data node to ensure that the `DBDIH` block does not subsequently discover any system files (if `DBDIH` were to find any system files, it would not interpret the start correctly as an initial start).

Each time that `NDBCNTR` completes the sending of one start phase to all kernel blocks, it sends a `NODE_STATE_REP` signal to all blocks, which effectively updates the `NodeState` in all blocks.

Each time that `NDBCNTR` completes a nonempty start phase, it reports this to the management server; in most cases this is recorded in the cluster log.

Finally, after completing all start phases, `NDBCNTR` updates the node state in all blocks using a `NODE_STATE_REP` signal; it also sends an event report advising that all start phases are complete. In addition, all other cluster data nodes are notified that this node has completed all its start phases to ensure all nodes are aware of one another's state. Each data node sends a `NODE_START_REP` to all blocks; however, this is significant only for `DBDIH`, so that it knows when it can unlock the lock for schema changes on `DBDICT`.



### Note

In the following table, and throughout this text, we sometimes refer to `STTOR` start phases simply as “start phases” or “Phase *N*” (where *N* is some number). `NDB_STTOR` start phases are always qualified as such, and so referred to as “`NDB_STTOR` start phases” or “`NDB_STTOR` phases”.

**Table 5.1 NDB kernel blocks and start phases**

Kernel Block	Receptive Start Phases
<code>NDBFS</code>	0
<code>DBTC</code>	1
<code>DBDIH</code>	1
<code>DBLQH</code>	1, 4
<code>DBACC</code>	1
<code>DBTUP</code>	1

Kernel Block	Receptive Start Phases
DBDICT	1, 3
NDBCNTR	0, 1, 2, 3, 4, 5, 6, 8, 9
CMVMI	1 (prior to QMGR), 3, 8
QMGR	1, 7
TRIX	1
BACKUP	1, 3, 7
DBUTIL	1, 6
SUMA	1, 3, 5, 7, 100 (empty), 101
DBTUX	1,3,7
TSMAN	1, 3 (both ignored)
LGMAN	1, 2, 3, 4, 5, 6 (all ignored)
PGMAN	1, 3, 7 (Phase 7 currently empty)
RESTORE	1,3 (only in Phase 1 is any real work done)



#### Note

This table was current at the time this text was written, but is likely to change over time. The latest information can be found in the source code.

## 5.4 STTOR Phase 1

This is one of the phases in which most kernel blocks participate (see the table in [Section 5.3, “STTOR Phase 0”](#)). Otherwise, most blocks are involved primarily in the initialization of data—for example, this is all that [DBTC](#) does.

Many blocks initialize references to other blocks in Phase 1. [DBLQH](#) initializes block references to [DBTUP](#), and [DBACC](#) initializes block references to [DBTUP](#) and [DBLQH](#). [DBTUP](#) initializes references to the [DBLQH](#), [TSMAN](#), and [LGMAN](#) blocks.

[NDBCNTR](#) initializes some variables and sets up block references to [DBTUP](#), [DBLQH](#), [DBACC](#), [DBTC](#), [DBDIH](#), and [DBDICT](#); these are needed in the special start phase handling of these blocks using [NDB\\_STTOR](#) signals, where the bulk of the node startup process actually takes place.

If the cluster is configured to lock pages (that is, if the [LockPagesInMainMemory](#) configuration parameter has been set), [CMVMI](#) handles this locking.

The [QMGR](#) block calls the `initData()` method (defined in `storage/ndb/src/kernel/blocks/qmgr/QmgrMain.cpp`) whose output is handled by all other blocks in the [READ\\_CONFIG\\_REQ](#) phase (see [Section 5.1, “Initialization Phase \(Phase -1\)”](#)). Following these initializations, [QMGR](#) sends the [DIH\\_RESTARTREQ](#) signal to [DBDIH](#), which determines whether a proper system file exists; if it does, an initial start is not being performed. After the reception of this signal comes the process of integrating the node among the other data nodes in the cluster, where data nodes enter the cluster one at a time. The first one to enter becomes the master; whenever the master dies the new master is always the node that has been running for the longest time from those remaining.

[QMGR](#) sets up timers to ensure that inclusion in the cluster does not take longer than what the cluster's configuration is set to permit (see [Controlling Timeouts, Intervals, and Disk Paging](#) for the relevant configuration parameters), after which communication to all other data nodes is established. At this point,

a `CM_REGREQ` signal is sent to all data nodes. Only the president of the cluster responds to this signal; the president permits one node at a time to enter the cluster. If no node responds within 3 seconds then the president becomes the master. If several nodes start up simultaneously, then the node with the lowest node ID becomes president. The president sends `CM_REGCONF` in response to this signal, but also sends a `CM_ADD` signal to all nodes that are currently alive.

Next, the starting node sends a `CM_NODEINFOREQ` signal to all current “live” data nodes. When these nodes receive that signal they send a `NODE_VERSION_REP` signal to all API nodes that have connected to them. Each data node also sends a `CM_ACKADD` to the president to inform the president that it has heard the `CM_NODEINFOREQ` signal from the new node. Finally, each of the current data nodes sends the `CM_NODEINFOCONF` signal in response to the starting node. When the starting node has received all these signals, it also sends the `CM_ACKADD` signal to the president.

When the president has received all of the expected `CM_ACKADD` signals, it knows that all data nodes (including the newest one to start) have replied to the `CM_NODEINFOREQ` signal. When the president receives the final `CM_ACKADD`, it sends a `CM_ADD` signal to all current data nodes (that is, except for the node that just started). Upon receiving this signal, the existing data nodes enable communication with the new node; they begin sending heartbeats to it and including in the list of neighbors used by the heartbeat protocol.

The `start` struct is reset, so that it can handle new starting nodes, and then each data node sends a `CM_ACKADD` to the president, which then sends a `CM_ADD` to the starting node after all such `CM_ACKADD` signals have been received. The new node then opens all of its communication channels to the data nodes that were already connected to the cluster; it also sets up its own heartbeat structures and starts sending heartbeats. It also sends a `CM_ACKADD` message in response to the president.

The signalling between the starting data node, the already “live” data nodes, the president, and any API nodes attached to the cluster during this phase is shown in the following diagram:





## 5.5 STTOR Phase 2

The only kernel block that participates in this phase to any real effect is `NDBCNTR`.

In this phase, `NDBCNTR` obtains the current state of each configured cluster data node. Messages are sent to `NDBCNTR` from `QMGR` reporting the changes in status of any the nodes. `NDBCNTR` also sets timers corresponding to the `StartPartialTimeout`, `StartPartitionTimeout`, and `StartFailureTimeout` configuration parameters.

The next step is for a `CNTR_START_REQ` signal to be sent to the proposed master node. Normally the president is also chosen as master. However, during a system restart where the starting node has a newer global checkpoint than that which has survived on the president, then this node will take over as master node, even though it is not recognized as the president by `QMGR`. If the starting node is chosen as the new master, then the other nodes are informed of this using a `CNTR_START_REF` signal.

The master withholds the `CNTR_START_REQ` signal until it is ready to start a new node, or to start the cluster for an initial restart or system restart.

When the starting node receives `CNTR_START_CONF`, it starts the `NDB_STTOR` phases, in the following order:

1. `DBLQH`
2. `DBDICT`
3. `DBTUP`
4. `DBACC`
5. `DBTC`
6. `DBDIH`

## 5.6 NDB\_STTOR Phase 1

`DBDICT`, if necessary, initializes the schema file. `DBDIH`, `DBTC`, `DBTUP`, and `DBLQH` initialize variables. `DBLQH` also initializes the sending of statistics on database operations.

## 5.7 STTOR Phase 3

`DBDICT` initializes a variable that keeps track of the type of restart being performed.

`NDBCNTR` executes the second of the `NDB_STTOR` start phases, with no other `NDBCNTR` activity taking place during this `STTOR` phase.

## 5.8 NDB\_STTOR Phase 2

The `DBLQH` block enables its exchange of internal records with `DBTUP` and `DBACC`, while `DBTC` permits its internal records to be exchanged with `DBDIH`. The `DBDIH` kernel block creates the mutexes used by the `NDB` kernel and reads nodes using the `READ_NODESREQ` signal. With the data from the response to this signal, `DBDIH` can create node lists, node groups, and so forth. For node restarts and initial node restarts, `DBDIH` also asks the master for permission to perform the restart. The master will ask all “live” nodes if they are prepared to permit the new node to join the cluster. If an initial node restart is to be performed, then all LCPs are invalidated as part of this phase.

LCPs from nodes that are not part of the cluster at the time of the initial node restart are not invalidated. The reason for this is that there is never any chance for a node to become master of a system restart using any of the LCPs that have been invalidated, since this node must complete a node restart—including a local checkpoint—before it can join the cluster and possibly become a master node.

The `CMVMI` kernel block activates the sending of packed signals, which occurs only as part of database operations. Packing must be enabled prior to beginning any such operations during the execution of the redo log or node recovery phases.

The `DBTUX` block sets the type of start currently taking place, while the `BACKUP` block sets the type of restart to be performed, if any (in each case, the block actually sets a variable whose value reflects the type of start or restart). The `SUMA` block remains inactive during this phase.

The `PGMAN` kernel block starts the generation of two repeated signals, the first handling cleanup. This signal is sent every 200 milliseconds. The other signal handles statistics, and is sent once per second.

## 5.9 STTOR Phase 4

Only the `DBLQH` and `NDBCNTR` kernel blocks are directly involved in this phase. `DBLQH` allocates a record in the `BACKUP` block, used in the execution of local checkpoints using the `DEFINE_BACKUP_REQ` signal. `NDBCNTR` causes `NDB_STTOR` to execute NDB\_STTOR phase 3; there is otherwise no other `NDBCNTR` activity during this `STTOR` phase.

## 5.10 NDB\_STTOR Phase 3

The `DBLQH` block initiates checking of the log files here. Then it obtains the states of the data nodes using the `READ_NODESREQ` signal. Unless an initial start or an initial node restart is being performed, the checking of log files is handled in parallel with a number of other start phases. For initial starts, the log files must be initialized; this can be a lengthy process and should have some progress status attached to it.



### Note

From this point, there are two parallel paths, one continuing to restart and another reading and determining the state of the redo log files.

The `DBDICT` block requests information about the cluster data nodes using the `READ_NODESREQ` signal. `DBACC` resets the system restart flag if this is not a system restart; this is used only to verify that no requests are received from `DBTUX` during system restart. `DBTC` requests information about all nodes by means of the `READ_NODESREQ` signal.

`DBDIH` sets an internal master state and makes other preparations exclusive to initial starts. In the case of an initial start, the nonmaster nodes perform some initial tasks, the master node doing once all nonmaster nodes have reported that their tasks are completed. (This delay is actually unnecessary since there is no reason to wait while initializing the master node.)

For node restarts and initial node restarts no more work is done in this phase. For initial starts the work is done when all nodes have created the initial restart information and initialized the system file.

For system restarts this is where most of the work is performed, initiated by sending the `NDB_STARTREQ` signal from `NDBCNTR` to `DBDIH` in the master. This signal is sent when all nodes in the system restart have reached this point in the restart. This we can mark as our first synchronization point for system restarts, designated `WAITPOINT_4_1`.

For a description of the system restart version of Phase 4, see [Section 5.21, “System Restart Handling in Phase 4”](#).

After completing execution of the [NDB\\_STARTREQ](#) signal, the master sends a [CNTR\\_WAITREP](#) signal with [WAITPOINT\\_4\\_2](#) to all nodes. This ends [NDB\\_STTOR](#) phase 3 as well as ([STTOR](#)) Phase 4.

## 5.11 STTOR Phase 5

All that takes place in Phase 5 is the delivery by [NDBCNTR](#) of [NDB\\_STTOR](#) phase 4; the only block that acts on this signal is [DBDIH](#) that controls most of the part of a data node start that is database-related.

## 5.12 NDB\_STTOR Phase 4

Some initialization of local checkpoint variables takes place in this phase, and for initial restarts, this is all that happens in this phase.

For system restarts, all required takeovers are also performed. Currently, this means that all nodes whose states could not be recovered using the redo log are restarted by copying to them all the necessary data from the “live” data nodes.

For node restarts and initial node restarts, the master node performs a number of services, requested to do so by sending the [START\\_MEREQ](#) signal to it. This phase is complete when the master responds with a [START\\_MECONF](#) message, and is described in [Section 5.22, “START\\_MEREQ Handling”](#).

After ensuring that the tasks assigned to [DBDIH](#) tasks in the [NDB\\_STTOR](#) phase 4 are complete, [NDBCNTR](#) performs some work on its own. For initial starts, it creates the system table that keeps track of unique identifiers such as those used for [AUTO\\_INCREMENT](#). Following the [WAITPOINT\\_4\\_1](#) synchronization point, all system restarts proceed immediately to [NDB\\_STTOR](#) phase 5, which is handled by the [DBDIH](#) block. See [Section 5.13, “NDB\\_STTOR Phase 5”](#), for more information.

## 5.13 NDB\_STTOR Phase 5

For initial starts and system restarts this phase means executing a local checkpoint. This is handled by the master so that the other nodes will return immediately from this phase. Node restarts and initial node restarts perform the copying of the records from the primary fragment replica to the starting fragment replicas in this phase. Local checkpoints are enabled before the copying process is begun.

Copying the data to a starting node is part of the node takeover protocol. As part of this protocol, the node status of the starting node is updated; this is communicated using the global checkpoint protocol. Waiting for these events to take place ensures that the new node status is communicated to all nodes and their system files.

After the node's status has been communicated, all nodes are signaled that we are about to start the takeover protocol for this node. Part of this protocol consists of Steps 3 - 9 during the system restart phase as described later in this section. This means that restoration of all the fragments, preparation for execution of the redo log, execution of the redo log, and finally reporting back to [DBDIH](#) when the execution of the redo log is completed, are all part of this process.

After preparations are complete, copy phase for each fragment in the node must be performed. The process of copying a fragment involves the following steps:

1. The [DBLQH](#) kernel block in the starting node is informed that the copy process is about to begin by sending it a [PREPARE\\_COPY\\_FRAGREQ](#) signal.
2. When [DBLQH](#) acknowledges this request a [CREATE\\_FRAGREQ](#) signal is sent to all nodes notify them of the preparation being made to copy data to this fragment replica for this table fragment.

3. After all nodes have acknowledged this, a `COPY_FRAGREQ` signal is sent to the node from which the data is to be copied to the new node. This is always the primary fragment replica of the fragment. The node indicated copies all the data over to the starting node in response to this message.
4. After copying has been completed, and a `COPY_FRAGCONF` message is sent, all nodes are notified of the completion through an `UPDATE_TOREQ` signal.
5. After all nodes have updated to reflect the new state of the fragment, the `DBLQH` kernel block of the starting node is informed of the fact that the copy has been completed, and that the fragment replica is now up-to-date and any failures should now be treated as real failures.
6. The new fragment replica is transformed into a primary fragment replica if this is the role it had when the table was created.
7. After completing this change another round of `CREATE_FRAGREQ` messages is sent to all nodes informing them that the takeover of the fragment is now committed.
8. After this, process is repeated with the next fragment if another one exists.
9. When there are no more fragments for takeover by the node, all nodes are informed of this by sending an `UPDATE_TOREQ` signal sent to all of them.
10. Wait for the next complete local checkpoint to occur, running from start to finish.
11. The node states are updated, using a complete global checkpoint. As with the local checkpoint in the previous step, the global checkpoint must be permitted to start and then to finish.
12. When the global checkpoint has completed, it will communicate the successful local checkpoint of this node restart by sending an `END_TOREQ` signal to all nodes.
13. A `START_COPYCONF` is sent back to the starting node informing it that the node restart has been completed.
14. Receiving the `START_COPYCONF` signal ends `NDB_STTOR` phase 5. This provides another synchronization point for system restarts, designated as `WAITPOINT_5_2`.



#### Note

The copy process in this phase can in theory be performed in parallel by several nodes. However, all messages from the master to all nodes are currently sent to single node at a time, but can be made completely parallel. This is likely to be done in the not too distant future.

In an initial and an initial node restart, the `SUMA` block requests the subscriptions from the `SUMA` master node. `NDBCNTR` executes `NDB_STTOR` phase 6. No other `NDBCNTR` activity takes place.

## 5.14 NDB\_STTOR Phase 6

In this `NDB_STTOR` phase, both `DBLQH` and `DBDICT` clear their internal flags representing the current restart type. The `DBACC` block resets the system restart flag; `DBACC` and `DBTUP` start a periodic signal for checking memory usage once per second. `DBTC` sets an internal variable indicating that the system restart has been completed.

## 5.15 STTOR Phase 6

The `NDBCNTR` block defines the cluster's node groups, and the `DBUTIL` block initializes a number of data structures to facilitate the sending keyed operations can be to the system tables. `DBUTIL` also sets up a single connection to the `DBTC` kernel block.

## 5.16 STTOR Phase 7

In `QMGR` the president starts an arbitrator (unless this feature has been disabled by setting the value of the `ArbitrationRank` configuration parameter to 0 for all nodes—see [Defining an NDB Cluster Management Server](#), and [Defining SQL and Other API Nodes in an NDB Cluster](#), for more information. In addition, checking of API nodes through heartbeats is activated.

Also during this phase, the `BACKUP` block sets the disk write speed to the value used following the completion of the restart. The master node during initial start also inserts the record keeping track of which backup ID is to be used next. The `SUMA` and `DBTUX` blocks set variables indicating start phase 7 has been completed, and that requests to `DBTUX` that occurs when running the redo log should no longer be ignored.

## 5.17 STTOR Phase 8

`NDB_STTOR` executes `NDB_STTOR` phase 7; no other `NDBCNTR` activity takes place.

## 5.18 NDB\_STTOR Phase 7

If this is a system restart, the master node initiates a rebuild of all indexes from `DBDICT` during this phase.

The `CMVMI` kernel block opens communication channels to API nodes (including MySQL servers acting as SQL nodes), and indicates in `globalData` that the node is started.

## 5.19 STTOR Phase 9

`NDBCNTR` resets some startup variables.

## 5.20 STTOR Phase 101

This is the `SUMA` handover phase, during which a GCP is negotiated and used as a point of reference for changing the source of event and replication subscriptions from existing nodes only to include a newly started node.

## 5.21 System Restart Handling in Phase 4

This consists of the following steps:

1. The master sets the latest GCI as the restart GCI, and then synchronizes its system file to all other nodes involved in the system restart.
2. The next step is to synchronize the schema of all the nodes in the system restart. This is performed in 15 passes. The problem we are trying to solve here occurs when a schema object has been created while the node was up but was dropped while the node was down, and possibly a new object was even created with the same schema ID while that node was unavailable. In order to handle this situation, it is necessary first to re-create all objects that are supposed to exist from the viewpoint of the starting node. After this, any objects that were dropped by other nodes in the cluster while this node was “dead” are dropped; this also applies to any tables that were dropped during the outage. Finally, any tables that have been created by other nodes while the starting node was unavailable are re-created on the starting node. All these operations are local to the starting node. As part of this process, is it also necessary to ensure that all tables that need to be re-created have been created locally and that the proper data structures have been set up for them in all kernel blocks.

After performing the procedure described previously for the master node the new schema file is sent to all other participants in the system restart, and they perform the same synchronization.

3. All fragments involved in the restart must have proper parameters as derived from [DBDIH](#). This causes a number of [START\\_FRAGREQ](#) signals to be sent from [DBDIH](#) to [DBLQH](#). This also starts the restoration of the fragments, which are restored one by one and one record at a time in the course of reading the restore data from disk and applying in parallel the restore data read from disk into main memory. This restores only the main memory parts of the tables.
4. Once all fragments have been restored, a [START\\_RECREQ](#) message is sent to all nodes in the starting cluster, and then all undo logs for any Disk Data parts of the tables are applied.
5. After applying the undo logs in [LGMAN](#), it is necessary to perform some restore work in [TSMAN](#) that requires scanning the extent headers of the tablespaces.
6. Next, it is necessary to prepare for execution of the redo log, which log can be performed in up to four phases. For each fragment, execution of redo logs from several different nodes may be required. This is handled by executing the redo logs in different phases for a specific fragment, as decided in [DBDIH](#) when sending the [START\\_FRAGREQ](#) signal. An [EXEC\\_FRAGREQ](#) signal is sent for each phase and fragment that requires execution in this phase. After these signals are sent, an [EXEC\\_SRREQ](#) signal is sent to all nodes to tell them that they can start executing the redo log.



#### Note

Before starting execution of the first redo log, it is necessary to make sure that the setup which was started earlier (in Phase 4) by [DBLQH](#) has finished, or to wait until it does before continuing.

7. Prior to executing the redo log, it is necessary to calculate where to start reading and where the end of the redo log should have been reached. The end of the redo log should be found when the last GCI to restore has been reached.
8. After completing the execution of the redo logs, all redo log pages that have been written beyond the last GCI to be restore are invalidated. Given the cyclic nature of the redo logs, this could carry the invalidation into new redo log files past the last one executed.
9. After the completion of the previous step, [DBLQH](#) report this back to [DBDIH](#) using a [START\\_RECCONF](#) message.
10. When the master has received this message back from all starting nodes, it sends a [NDB\\_STARTCONF](#) signal back to [NDBCNTR](#).
11. The [NDB\\_STARTCONF](#) message signals the end of [STTOR](#) phase 4 to [NDBCNTR](#), which is the only block involved to any significant degree in this phase.

## 5.22 START\_MEREQ Handling

The first step in handling [START\\_MEREQ](#) is to ensure that no local checkpoint is currently taking place; otherwise, it is necessary to wait until it is completed. The next step is to copy all distribution information from the master [DBDIH](#) to the starting [DBDIH](#). After this, all metadata is synchronized in [DBDICT](#) (see [Section 5.21, "System Restart Handling in Phase 4"](#)).

After blocking local checkpoints, and then synchronizing distribution information and metadata information, global checkpoints are blocked.

The next step is to integrate the starting node in the global checkpoint protocol, local checkpoint protocol, and all other distributed protocols. As part of this the node status is also updated.

After completing this step the global checkpoint protocol is permitted to start again, the [START\\_MECONF](#) signal is sent to indicate to the starting node that the next phase may proceed.

## Chapter 6 NDB Schema Object Versions

NDB supports online schema changes. A schema object such as a [Table](#) or [Index](#) has a 4-byte *schema object version identifier*, which can be observed in the output of the `ndb_desc` utility (see [ndb\\_desc — Describe NDB Tables](#)), as shown here (emphasized text):

```
$> ndb_desc -c 127.0.0.1 -d test t1
-- t1 --
Version: 33554434
Fragment type: HashMapPartition
K Value: 6
Min load factor: 78
Max load factor: 80
Temporary table: no
Number of attributes: 3
Number of primary keys: 1
Length of frm data: 269
Row Checksum: 1
Row GCI: 1
SingleUserMode: 0
ForceVarPart: 1
FragmentCount: 4
ExtraRowGciBits: 0
ExtraRowAuthorBits: 0
TableStatus: Retrieved
HashMap: DEFAULT-HASHMAP-240-4
-- Attributes --
c1 Int PRIMARY KEY DISTRIBUTION KEY AT=FIXED ST=MEMORY AUTO_INCR
c2 Int NULL AT=FIXED ST=MEMORY
c4 Varchar(50;latin1_swedish_ci) NOT NULL AT=SHORT_VAR ST=MEMORY
-- Indexes --
PRIMARY KEY(c1) - UniqueHashIndex
PRIMARY(c1) - OrderedIndex

NDBT_ProgramExit: 0 - OK
```

The schema object version identifier (or simply “schema version”) is made up of a major version and a minor version; the major version occupies the (single) least significant byte of the schema version, and the minor version the remaining (3 most significant) bytes. You can see these two components more easily when viewing the schema version in hexadecimal notation. In the example output just shown, the schema version is shown as `33554434`, which in hexadecimal (filling in leading zeroes as necessary) is `0x02000002`; this is equivalent to major version 2, minor version 2. Adding an index to table `t1` causes the schema version as reported by `ndb_desc` to advance to `50331650`, or `0x03000002` hexadecimal, which is equivalent to major version 2 (3 least significant bytes `00 00 02`), minor version 3 (most significant byte `03`). Minor schema versions start with 0 for a newly created table.

In addition, each NDB API database object class has its own `getObjectVersion()` method that, like `Object::getObjectVersion()`, returns the object’s schema object version. This includes instances, not only of `Object`, but of `Table`, `Index`, `Column`, `LogfileGroup`, `Tablespace`, `Datafile`, and `Undofile`, as well as `Event`. (However, `NdbBlob::getVersion()` has a purpose and function that is completely unrelated to that of the methods just listed.)

Schema changes which are considered backward compatible—such as adding a `DEFAULT` or `NULL` column at the end of a table—cause the table object’s minor version to be incremented. Schema changes which are not considered backward compatible—such as removing a column from a table—cause the major version to be incremented.



### Note

While the implementation of an operation causing a schema major version change may actually involve 2 copies of the affected table (dropping and recreating the

---

table), the final outcome can be observed as an increase in the table's major version.

Queries and DML operations which arrive from NDB clients also have an associated schema version, which is checked at the start of processing in the data nodes. If the schema version of the request differs from the affected database object's latest schema version only in its minor version component, the operation is considered compatible and is allowed to proceed. If the schema version differs in the major schema version then it will be rejected.

This mechanism allows the schema to be changed in the data nodes in various ways, without requiring a synchronized schema change in clients. Clients need not move on to the new schema version until they are ready to do so. Queries and DML operations can thus continue uninterrupted.

**The NDB API and schema object versions.** An NDB API application normally uses an `NdbDictionary` object associated with an `Ndb` object to retrieve schema objects. Schema objects are retrieved on demand from the data nodes; signalling is used to obtain the table or index definition; then, a local memory object is constructed which the application can use. NDB internally caches schema objects, so that each successive request for the same table or index by name does not require signalling.

**Global schema cache.** To avoid the need to signal to the data nodes for every schema object lookup, a schema cache is used for each `Ndb_cluster_connection`. This is referred to as the *global schema cache*. It is global in terms of spanning multiple `Ndb` objects. Instantiated table and index objects are automatically put into this cache to save on future signalling and instantiation costs. The cache maintains a reference count for each object; this count is used to determine when a given schema object can be deleted. Schema objects can have their reference counts modified by explicit API method calls or local schema cache operations.

**Local schema cache.** In addition to the per-connection global schema cache, each `Ndb` object's `NdbDictionary` object has a *local schema cache*. This cache contains pointers to objects held in the global schema cache. Each local schema cache holding a reference to a schema object in the global schema cache increments the global schema cache reference count by 1. Having a schema cache that is local to each `Ndb` object allows schema objects to be looked up without imposing any locks. The local schema cache is normally emptied (reducing global cache reference counts in the process) when its associated `Ndb` object is deleted.

**Operation without schema changes.** Normal operation proceeds as follows in the cases listed below:

- A. **A table is requested by some client (Ndb object) for the first time.** The local cache is checked; the attempt results in a miss. The global cache is then also checked (using a lock), and the result is another miss.

Since there were no cache hits, the data node is sent a signal; the node's response is used to instantiate the table object. A pointer to the instantiated data object is added to the global cache; another such pointer is added to the local cache, and the reference count is set to 1. A pointer to the table is returned to the client.

- B. **A second client (a different Ndb object) requests access to the same table, also by name.** A check of the local cache results in a miss, but a check of the global cache yields a hit.

As a result, an object pointer is added to the local cache, the global reference count is incremented—so that its value is now 2—and an object pointer is returned to the client. No new pointer is added to the global cache.

- C. **For a second time, the second client requests access to same table by name.** The local cache is checked, producing a hit. An object pointer is immediately returned to the client. No pointers are



---

added to the local or global caches, and the object's reference count is not incremented (and so the reference count remains constant at 2).

- D. **Second client deletes Ndb object.** Objects in this client's local schema cache have their reference counts decremented in global cache.

This sets the global cache reference count to 1. Since it is not yet 0, no action is yet taken to remove the parent `Ndb` object.

**Schema changes.** Assuming that an object's schema never changes, the schema version first retrieved is used for the lifetime of the application process, and the in-memory object is deleted only when all local cache references (that is, all references to `Ndb` objects) have been deleted. This is unlikely to occur other than during a shutdown or cluster connection reset.

If an object's schema changes in a backward-compatible way while an application is running, this has the following affects:

- The minor version at the data nodes is incremented. (Ongoing DML operations using the old schema version still succeed.)
- NDB API clients subsequently retrieving the latest version of the schema object then fetch the new schema version.
- NDB API clients with cached older versions do not use the new schema version unless and until their local and global caches are invalidated.
- NDB API clients subscribing to events can observe a `TE_ALTER` event for the table in question, and can use this to trigger schema object cache invalidations.
- Each local cache entry can be removed by calling `removeCachedTable()` or `removeCachedIndex()`. This removes the entry from the local cache, and decrements the reference count in the global cache. When (and if) the global cache reference count reaches zero, the old cached object can be deleted.
- Alternatively, local cache entries can be removed, and the global cache entry invalidated, by calling `invalidateTable()` or `invalidateIndex()`. Subsequent calls to `getTable()` or `getIndex()` for this and other clients return the new schema object version by signalling the data nodes and instantiating a new object.
- New `Ndb` objects fill their local table caches on demand from the global table cache as normal. This means that, once an old schema object has been invalidated in the global cache, such objects retrieve the latest table objects known at the time that the table objects are first cached.

When an incompatible schema change is made (that is, a schema major version change), NDB API requests using the old version fail as soon as the new version is committed. This can also be used as a trigger to retrieve a new schema object version.

The rules governing the handling of schema version changes are summarized in the following list:

- An online schema change (minor version change) does not affect existing clients (`Ndb` objects); clients can continue to use the old schema object version
- If and only if a client voluntarily removes cached objects by making API calls can it then observe the new schema object version.
- As `Ndb` objects remove cached objects and are deleted, the reference count on the old schema object version decreases.

- 
- When this reference count reaches 0, the object can be deleted.

**Implications of the schema object lifecycle.** The lifespan of a schema object (such as a [Table](#) or [Index](#)) is limited by the lifetime of the [Ndb](#) object from which it is obtained. When the parent [Ndb](#) object of a schema object is deleted, the reference count which keeps the [Ndb](#) object alive is decremented. If this [Ndb](#) object holds the last remaining reference to a given schema object version, the deletion of the [Ndb](#) object can also result in the deletion of the schema object. For this reason, no other threads can be using the object at this time.

Care must be exercised when pointers to schema objects are held in the application and used between multiple [Ndb](#) objects. A schema object should not be used beyond the lifespan of the [Ndb](#) object which created it.

Applications can respond, asynchronously and independently of each other, to backward-compatible schema changes, moving to the new schema only when necessary. Different threads can operate on different schema object versions concurrently.

It is thus very important to ensure that schema objects do not outlive the [Ndb](#) objects used to create them. To help prevent this from happening, you can take any of the following actions to invalidate old schema objects:

- To trigger invalidation when and as needed, use NDB API [TE\\_ALTER](#) events (see [Event::TableEvent](#)).
- Use an external trigger to initiate invalidation.
- Perform a periodic invalidation explicitly.

Invalidating the caches in any of these ways allows applications to obtain new versions of schema objects as required.

It is also worth noting that not all NDB API [Table](#) getter methods return pointers; many of them (in addition to [Table::getName\(\)](#)) return table names. Such methods include [Index::getTable\(\)](#), [NdbOperation::getTableName\(\)](#), [Event::getTableName\(\)](#), and [NdbDictionary::getRecordTableName\(\)](#).

---

# Chapter 7 NDB Cluster API Errors

## Table of Contents

7.1 Data Node Error Messages .....	137
7.1.1 <code>ndbd</code> Error Classifications .....	137
7.1.2 <code>ndbd</code> Error Codes .....	138
7.2 NDB Transporter Errors .....	144

This section provides a listing of exit codes and messages returned by a failed data node (`ndbd` or `ndbmtbd`) process, as well as NDB transporter error log messages.

For information about error handling and error codes for the NDB API, see [NDB API Errors and Error Handling](#). For information about error handling and error codes for the MGM API, see [MGM API Errors](#), as well as [The `ndb\_mgm\_error` Type](#).

## 7.1 Data Node Error Messages

This section contains listings of exit codes and error messages given when a data node process stops prematurely, as well as a listing of classifications of these errors.

### 7.1.1 `ndbd` Error Classifications

This section lists the classifications for the error messages described in [Section 7.1.2, “`ndbd` Error Codes”](#).

<code>XNE</code>	<i>Success</i>
	<i>No error</i>
<code>XUE</code>	<i>Unknown</i>
	<i>Unknown</i>
<code>XIE</code>	<i>XST_R</i>
	<i>Internal error, programming error or missing error message, please report a bug</i>
<code>XCE</code>	<i>Permanent error, external action needed</i>
	<i>Configuration error</i>
<code>XAE</code>	<i>Temporary error, restart node</i>
	<i>Arbitration error</i>
<code>XRE</code>	<i>Temporary error, restart node</i>
	<i>Restart error</i>
<code>XCR</code>	<i>Permanent error, external action needed</i>
	<i>Resource configuration error</i>
<code>XFF</code>	<i>Permanent error, external action needed</i>

		File system full
XFI		<i>Ndbd file system error, restart node initial</i>
		<i>Ndbd file system inconsistency error, please report a bug</i>
XFL		<i>Ndbd file system error, restart node initial</i>
		<i>Ndbd file system limit exceeded</i>

## 7.1.2 ndbd Error Codes

This section lists all the error messages that can be returned when a data node process halts due to an error, arranged in most cases according to the affected **NDB** kernel block.

For more information about kernel blocks, see [Chapter 4, NDB Kernel Blocks](#)

The meanings of the values given in the **Classification** column of each of the following tables is given in [Section 7.1.1, “ndbd Error Classifications”](#).

### 7.1.2.1 General Errors

This section contains `ndbd` error codes that are either generic in nature or otherwise not associated with a specific **NDB** kernel block.

<code>NDBD_EXIT_GENERIC</code>	<code>XRE</code>	
		Generic error
<code>NDBD_EXIT_PRGERR</code>	<code>XIE</code>	
		Assertion
<code>NDBD_EXIT_NODE_NOT_IN_CONNECTION</code>	<code>XCE</code>	
		node id in the configuration has the wrong type, (i.e. not an NDB node)
<code>NDBD_EXIT_SYSTEM_ERROR</code>	<code>XIE</code>	
		System error, node killed during node restart by other node
<code>NDBD_EXIT_INDEX_NOTINRANGE</code>	<code>XIE</code>	
		Array index out of range
<code>NDBD_EXIT_ARBIT_SHUTDOWN</code>	<code>XAE</code>	
		Node lost connection to other nodes and can not form a unpartitioned cluster, please investigate if there are error(s) on other node(s)
<code>NDBD_EXIT_PARTITIONED_SHUTDOWN</code>	<code>XDN</code>	
		Partitioned cluster detected. Please check if cluster is already running

## ndbd Error Codes

---

NDBD_EXIT_NODE_DECLARED_DEAD			Node declared dead. See error log for details
NDBD_EXIT_POINTER_NOTINRANGE			Pointer too large
NDBD_EXIT_SR_OTHERNODEFAILURE			Another node failed during system restart, please investigate error(s) on other node(s)
NDBD_EXIT_NODE_NOT_DEAD	XRE		Internal node state conflict, most probably resolved by restarting node again
NDBD_EXIT_SR_REDOLOG	XFI		Error while reading the REDO log
NDBD_EXIT_SR_SCHEMAFILE	XFI		Error while reading the schema file
2311	XIE		Conflict when selecting restart type
NDBD_EXIT_NO_MORE_UNDOLOG	XCR		No more free UNDO log, increase UndoIndexBuffer
NDBD_EXIT_SR_UNDOLOG	XFI		Error while reading the datapages and UNDO log
NDBD_EXIT_SINGLE_USER_MODE	XRE		Data node is not allowed to get added to the cluster while it is in single user mode
NDBD_EXIT_MEMALLOC	XCE		Memory allocation failure, please decrease some configuration parameters
NDBD_EXIT_BLOCK_JBUFCONGESTION			Job buffer congestion
NDBD_EXIT_TIME_QUEUE_ZERO	XIE		Error in zero time queue
NDBD_EXIT_TIME_QUEUE_SHORT	XIE		Error in short time queue

NDBD_EXIT_TIME_QUEUE_LONG	XIE	Error in long time queue
NDBD_EXIT_TIME_QUEUE_DELAY	XIE	Error in time queue, too long delay
NDBD_EXIT_TIME_QUEUE_INDEX	XIE	Time queue index out of range
NDBD_EXIT_BLOCK_BNR_ZERO	XIE	Send signal error
NDBD_EXIT_WRONG_PRIO_LEVEL	XIE	Wrong priority level when sending signal
NDBD_EXIT_NDBREQUIRE	XIE	Internal program error (failed ndbrequire)
NDBD_EXIT_NDBASSERT	XIE	Internal program error (failed ndbassert)
NDBD_EXIT_ERROR_INSERT	XNE	Error insert executed
NDBD_EXIT_INVALID_CONFIG	XCE	Invalid configuration received from Management Server
NDBD_EXIT_RESOURCE_ALLOC	EXER	Resource allocation error, please review the configuration
NDBD_EXIT_NO_MORE_REDOLOG	XCR	Fatal error due to end of REDO log. Increase NoOfFragmentLogFiles or FragmentLogFileSize
NDBD_EXIT_OS_SIGNAL_RECEIVED	XDE	Error OS signal received
NDBD_EXIT_SR_RESTARTCONFLICT	XRE	Partial system restart causing conflicting file systems

### 7.1.2.2 VM Errors

This section contains `ndbd` error codes that are associated with problems in the `VM` (virtual machine) `NDB` kernel block.

NDBD\_EXIT\_OUT\_OF\_LONG\_SIGNAL\_MEMORY

Signal lost, out of long signal memory, please increase LongMessageBuffer

NDBD\_EXIT\_WATCHDOG\_TERMINATED

WatchDog terminate, internal error or massive overload on the machine running this node

NDBD\_EXIT\_SIGNAL\_LOST\_SEND\_BUFFER\_FULL

Signal lost, out of send buffer memory, please increase SendBufferMemory or lower the load

NDBD\_EXIT\_SIGNAL\_LOST XIE

Signal lost (unknown reason)

NDBD\_EXIT\_ILLEGAL\_SIGNAL XIE

Illegal signal (version mismatch a possibility)

NDBD\_EXIT\_CONNECTION\_SETUP\_FAILED

Connection setup failed

### 7.1.2.3 NDBCNTR Errors

This section contains `ndbd` error codes that are associated with problems in the `NDBCNTR` (initialization and configuration) `NDB` kernel block.

NDBD\_EXIT\_RESTART\_TIMEOUT XCE

Total restart time too long, consider increasing StartFailureTimeout or investigate error(s) on other node(s)

NDBD\_EXIT\_RESTART\_DURING\_SHUTDOWN

Node started while node shutdown in progress. Please wait until shutdown complete before starting node

NDBD\_EXIT\_UPGRADE\_INITIAL\_REQUIRED

Node upgrade requires initial restart to rebuild filesystem. Please retry with `--initial` or `reconsider`.

### 7.1.2.4 DIH Errors

This section contains `ndbd` error codes that are associated with problems in the `DIH` (distribution handler) `NDB` kernel block.

NDBD\_EXIT\_MAX\_CRASHED\_REPLICAS

Too many crashed replicas (8 consecutive node restart failures)

NDBD\_EXIT\_MASTER\_FAILURE\_DURING\_NR

Unhandled master failure during node restart

NDBD\_EXIT\_LOST\_NODE\_GROUP XAE

All nodes in a node group are unavailable

NDBD\_EXIT\_NO\_RESTORABLE\_REPLICA

Unable to find a restorable replica

### 7.1.2.5 ACC Errors

This section contains `ndbd` error codes that are associated with problems in the `ACC` (access control and lock management) `NDB` kernel block.

NDBD\_EXIT\_SR\_OUT\_OF\_INDEXMEMORY

Out of index memory during system restart, please increase `DataMemory`

### 7.1.2.6 TUP Errors

This section contains `ndbd` error codes that are associated with problems in the `TUP` (tuple management) `NDB` kernel block.

NDBD\_EXIT\_SR\_OUT\_OF\_DATAMEMORY

Out of data memory during system restart, please increase `DataMemory`

### 7.1.2.7 LQH Errors

There is currently one `ndbd` error code associated with the `LQH` kernel block. Information about this error code is shown here:

NDBD\_EXIT\_LCP\_SCAN\_WATCHDOG\_FAIL

LCP fragment scan watchdog detected a problem. Please report a bug.

At the lowest level, an LCP comprises a series of fragment scans. Scans are requested by the `DBDIH` Master using an `LCP_FRAG_ORD` signal to the `DBLQH` kernel block. `DBLQH` then asks the `BACKUP` block to perform a scan of the fragment, recording the resulting data to disk. This scan is run through the `DBLQH` block.

### 7.1.2.8 NDBFS Errors

This section contains `ndbd` error codes that are associated with problems in the `NDBFS` (filesystem) `NDB` kernel block.

Most of these errors provide additional information, such as operating system error codes, when they are generated.

NDBD\_EXIT\_AFS\_NOPATH XIE

No file system path



## ndbd Error Codes

---

2802	<i>XIE</i>	Channel is full
2803	<i>XIE</i>	No more threads
NDBD_EXIT_AFS_PARAMETER	<i>XIE</i>	Bad parameter
NDBD_EXIT_AFS_INVALIDPATH	<i>XCE</i>	Illegal file system path
NDBD_EXIT_AFS_MAXOPEN	<i>XCR</i>	Max number of open files exceeded, please increase MaxNoOfOpenFiles
NDBD_EXIT_AFS_ALREADY_OPEN	<i>XIE</i>	File has already been opened
NDBD_EXIT_AFS_ENVIRONMENT	<i>XIE</i>	Environment error using file
NDBD_EXIT_AFS_TEMP_NO_ACCESS	<i>EXSE</i>	Temporary on access to file
NDBD_EXIT_AFS_DISK_FULL	<i>XFF</i>	The file system is full
NDBD_EXIT_AFS_PERMISSION_DENIED	<i>EXED</i>	Received permission denied for file
NDBD_EXIT_AFS_INVALID_PARAMETER	<i>XCE</i>	Invalid parameter for file
NDBD_EXIT_AFS_UNKNOWN	<i>XIE</i>	Unknown file system error
NDBD_EXIT_AFS_NO_MORE_RESOURCES	<i>XRES</i>	System reports no more file system resources
NDBD_EXIT_AFS_NO_SUCH_FILE	<i>EXFI</i>	File not found
NDBD_EXIT_AFS_READ_UNDERFLOW	<i>EXW</i>	Read underflow

NDBD\_EXIT\_AFS\_ZLIB\_INIT\_FAILURE

Zlib init failure, please check the zlib version

NDBD\_EXIT\_INVALID\_LCP\_FILEXFI

Invalid LCP

NDBD\_EXIT\_INSUFFICIENT\_NODESERE

Insufficient nodes for system restart

NDBD\_EXIT\_UNSUPPORTED\_VERSIONION

Unsupported version

NDBD\_EXIT\_RESTORE\_SCHEMA XCR

Failure to restore schema

NDBD\_EXIT\_GRACEFUL\_SHUTDOWNXNERROR

Graceful shutdown not 100% possible due to mixed ndbd versions

### 7.1.2.9 Sentinel Errors

A special case, to handle unknown or previously unclassified errors. *You should always report a bug using <http://bugs.mysql.com/> if you can repeat a problem giving rise to this error consistently.*

0

XUE

No message slogan found (please report a bug if you get this error code)

## 7.2 NDB Transporter Errors

This section lists error codes, names, and messages that are written to the cluster log in the event of transporter errors.

0x00

TE\_NO\_ERROR

No error

0x01

TE\_ERROR\_CLOSING\_SOCKET

Error found during closing of socket

0x02

TE\_ERROR\_IN\_SELECT\_BEFORE\_ACCEPT

Error found before accept. The transporter will retry

0x03

TE\_INVALID\_MESSAGE\_LENGTH

Error found in message (invalid message length)

0x04

TE\_INVALID\_CHECKSUM

Error found in message (checksum)

## NDB Transporter Errors

---

0x05	<b>TE_COULD_NOT_CREATE_SOCKET</b> Error found while creating socket(can't create socket)
0x06	<b>TE_COULD_NOT_BIND_SOCKET</b> Error found while binding server socket
0x07	<b>TE_LISTEN_FAILED</b> Error found while listening to server socket
0x08	<b>TE_ACCEPT_RETURN_ERROR</b> Error found during accept(accept return error)
0x0b	<b>TE_SHM_DISCONNECT</b> The remote node has disconnected
0x0c	<b>TE_SHM_IPC_STAT</b> Unable to check shm segment
0x0d	<b>TE_SHM_UNABLE_TO_CREATE_SEGMENT</b> Unable to create shm segment
0x0e	<b>TE_SHM_UNABLE_TO_ATTACH_SEGMENT</b> Unable to attach shm segment
0x0f	<b>TE_SHM_UNABLE_TO_REMOVE_SEGMENT</b> Unable to remove shm segment
0x10	<b>TE_TOO_SMALL_SIGID</b> Sig ID too small
0x11	<b>TE_TOO_LARGE_SIGID</b> Sig ID too large
0x12	<b>TE_WAIT_STACK_FULL</b> Wait stack was full
0x13	<b>TE_RECEIVE_BUFFER_FULL</b> Receive buffer was full
0x14	<b>TE_SIGNAL_LOST_SEND_BUFFER_FULL</b> Send buffer was full,and trying to force send fails
0x15	<b>TE_SIGNAL_LOST</b> Send failed for unknown reason(signal lost)

0x16

**TE\_SEND\_BUFFER\_FULL**

The send buffer was full, but sleeping for a while solved

0x21

**TE\_SHM\_IPC\_PERMANENT**

Shm ipc Permanent error



### Note

Transporter error codes `0x17` through `0x20` and `0x22` are reserved for SCI connections, which are no longer supported in NDB Cluster, and so are not included here.

---

## Appendix A NDB Internals Glossary

This appendix contains terms and abbreviations that are found in or useful to understanding the [NDB](#) source code.

**ACC.** **ACC**elerator or **ACC**ess manager. Implemented as the [DBACC](#) kernel block, which handles hash indexes of primary keys, providing fast access to records.

**API node.** In [NDB](#) terms, this is any application that accesses cluster data using the [NDB](#) API, including [mysqld](#) when functioning as an API node. (MySQL servers acting in this capacity are also referred to as “SQL nodes”.) Sometimes abbreviated informally as “API”. See [NDB Cluster Nodes, Node Groups, Fragment Replicas, and Partitions](#).

**BACKUP.** In the [NDB](#) kernel, the block having this name performs online backups and checkpoints. For more information, see [Section 4.1, “The BACKUP Block”](#).

**CMVMI.** Stands for **C**luster **M**anager **V**irtual **M**achine **I**nterface. An [NDB](#) kernel handling nonsignal requests to the operating system, as well as configuration management, interaction with the cluster management server, and interaction between various kernel blocks and the [NDB](#) virtual machine. See [Section 4.2, “The CMVMI Block”](#), for more information.

**CNTR.** Stands for restart **C**oordi**N**a**T**o**R**. See [Section 4.14, “The NDBCNTR Block”](#), for more information.

**DBINFO.** The **D**atabase **I**nformation block provides support for the [ndbinfo](#) information database used to obtain information about data node internals. See [Section 4.6, “The DBINFO Block”](#).

**DBTC.** The transaction coordinator (also sometimes written simply as **TC**). See [Section 4.9, “The DBTC Block”](#), for more information.

**DICT.** The [NDB](#) data **D**ICTIONary kernel block. Also **DBDICT**. See [Section 4.4, “The DBDICT Block”](#).

**DIH.** **D**istribution **H**andler. An [NDB](#) kernel block. See [Section 4.5, “The DBDIH Block”](#).

**LDM.** **L**ocal **D**ata **M**anager. This set of [NDB](#) kernel blocks executes the code that manages the data handled on a given data node. It includes the [DBTUP](#), [DBACC](#), [DBLQH](#), [DBTUX](#), [BACKUP](#), [TSMAN](#), [LGMAN](#), [PGMAN](#), and [RESTORE](#) blocks.

Each such set of modules is referred to as an LDM instance, and is responsible for tuple storage, hash and T-tree indexes, page buffer and tablespace management, writing and restoring local checkpoints, and Disk Data log management. A data node can have multiple LDM instances, each of which can be distributed among a set of threads. Each LDM instance works with its own partition of the data.

**LGMAN.** The **L**og **G**roup **M**ANager [NDB](#) kernel block, used for [NDB](#) Cluster Disk Data tables. See [Section 4.13, “The LGMAN Block”](#).

**LQH.** **L**ocal **Q**uery **H**andler. [NDB](#) kernel block, discussed in [Section 4.7, “The DBLQH Block”](#).

**MGM.** **M**ana**G**e**M**ent node (or management server). Implemented as the [ndb\\_mgmd](#) server daemon. Responsible for passing cluster configuration information to data nodes and performing functions such as starting and stopping nodes. Accessed by the user by means of the cluster management client ([ndb\\_mgm](#)). A discussion of management nodes can be found in [ndb\\_mgmd — The NDB Cluster Management Server Daemon](#).

**NDB\_STTOR.** [NDB](#) **S**Tar**T** **O**r **R**estart

---

**QMGR.** The cluster management block in the **NDB** kernel. Its responsibilities include monitoring heartbeats from data and API nodes. See [Section 4.17, “The QMGR Block”](#), for more information.

**RBR.** Row-Based Replication. NDB Cluster Replication is row-based replication. See [NDB Cluster Replication](#).

**STTOR.** **STarT Or Restart**

**SUMA.** The cluster **SU**bscription **MA**nager. See [Section 4.19, “The SUMA Block”](#).

**TC.** Transaction Coordinator. See [Section 4.9, “The DBTC Block”](#).

**TRIX.** Stands for **TR**ansactions and **IndeX**es, which are managed by the **NDB** kernel block having this name. See [Section 4.23, “The TRIX Block”](#).

**TSMAN.** Table space manager. Handles tablespaces for NDB Cluster Disk Data. See [Section 4.22, “The TSMAN Block”](#), for more information.

**TUP.** **TU**ple. Unit of data storage. Also used (along with **DBTUP**) to refer to the **NDB** kernel's tuple management block, which is discussed in [Section 4.10, “The DBTUP Block”](#).

---

# Index

## D

DUMP commands  
NDB Cluster, 8

## E

error messages  
NDB API, 137  
errors  
MGM API, 137  
NDB API, 137

## M

MGM API  
errors, 137

## N

NDB API  
error messages, 137  
errors, 137  
NDB Cluster  
DUMP commands, 8  
ndb\_mgm  
DUMP commands, 8

