

STATEMENT OF DR. ROGER PIELKE, JR.  
to the COMMITTEE ON ENVIRONMENT AND PUBLIC WORKS  
of the UNITED STATES SENATE

HEARING on CLIMATE CHANGE: IT'S HAPPENING NOW  
18 July 2013

**Short Biographical Note**

My academic degrees are in mathematics, public policy and political science. I began studying extreme weather and climate in 1993 at the National Center for Atmospheric Research in Boulder, CO. Over the past 20 years I have collaborated with researchers around the world to publish dozens of peer-reviewed papers on hurricanes, floods, tornadoes, Australian bushfires, earthquakes and other subjects related to extreme events. Since 2001, I have been a professor of environmental studies at the University of Colorado. A longer bio can be found as an appendix to this testimony. My views on climate policy and politics, not discussed in this testimony, can be found in my recent book, *The Climate Fix* (Basic Books, 2011).

**Take-Home Points**

- It is misleading, and just plain incorrect, to claim that disasters associated with hurricanes, tornadoes, floods or droughts have increased on climate timescales either in the United States or globally.<sup>1</sup> It is further incorrect to associate the increasing costs of disasters with the emission of greenhouse gases.
- Globally, weather-related losses (\$) have not increased since 1990 as a proportion of GDP (they have actually decreased by about 25%) and insured catastrophe losses have not increased as a proportion of GDP since 1960.
- Hurricanes have not increased in the US in frequency, intensity or normalized damage since at least 1900. The same holds for tropical cyclones globally since at least 1970 (when data allows for a global perspective).
- Floods have not increased in the US in frequency or intensity since at least 1950. Flood losses as a percentage of US GDP have dropped by about 75% since 1940.
- Tornadoes have not increased in frequency, intensity or normalized damage since 1950, and there is some evidence to suggest that they have actually declined.
- Drought has “for the most part, become shorter, less frequent, and cover a smaller portion of the U. S. over the last century.”<sup>2</sup> Globally, “there has been little change in drought over the past 60 years.”<sup>3</sup>
- The absolute costs of disasters will increase significantly in coming years due to greater wealth and populations in locations exposed to extremes. Consequent, disasters will continue to be an important focus of policy, irrespective of the exact future course of climate change.

**To avoid any confusion**

Because the climate issue is so deeply politicized, it is necessary to include several statements beyond those reported above.

---

<sup>1</sup> The IPCC defines climate timescales to be 30-50 years and longer.

<sup>2</sup> This quote comes from the US Climate Change Science Program’s 2008 report on extremes in North America.

<sup>3</sup> Sheffield et al. in Nature, <http://www.nature.com/nature/journal/v491/n7424/full/nature11575.html>

- Humans influence the climate system in profound ways, including through the emission of carbon dioxide via the combustion of fossil fuels.<sup>4</sup>
- Researchers have detected and (in some cases) attributed a human influence in other measures of climate extremes beyond those discussed in this testimony, including surface temperatures and precipitation.
- The inability to detect and attribute changes in hurricanes, floods, tornadoes and drought does not mean that human-caused climate change is not real or of concern.
- It does mean however that some activists, politicians, journalists, corporate and government agency representatives and even scientists who should know better have made claims that are unsupported based on evidence and research.
- Such false claims could undermine the credibility of arguments for action on climate change, and to the extent that such false claims confuse those who make decisions related to extreme events, they could lead to poor decision making.
- A considerable body of research projects that various extremes may become more frequent and/or intense in the future as a direct consequence of the human emission of carbon dioxide.<sup>5</sup>
- Our research, and that of others, suggests that assuming that these projections are accurate, it will be many decades, perhaps longer, before the signal of human-caused climate change can be detected in the statistics of hurricanes (and to the extent that statistical properties are similar, in floods, tornadoes, drought).<sup>6</sup>

The remainder of this written testimony provides data and references to support the claims made in the “take-home points” above. The “take-home points” are broadly supported by peer-reviewed research, US governmental assessments of climate science and the recent report of the Intergovernmental Panel on Climate Change in its Special Report on Extreme Events (IPCC SREX 2012).<sup>7</sup>

### **Global Weather-Related Disaster Loss (\$) Trends**

What the IPCC SREX (2012) says:

- “There is high confidence, based on high agreement and medium evidence, that economic losses from weather- and climate-related disasters have increased”
- “There is medium evidence and high agreement that long-term trends in normalized losses have not been attributed to natural or anthropogenic climate change”

---

<sup>4</sup> See, e.g., Contribution of Working Group I to the Fourth Assessment Report of the Intergovernmental Panel on Climate Change, 2007. Solomon, S., D. Qin, M. Manning, Z. Chen, M. Marquis, K.B. Averyt, M. Tignor and H.L. Miller (eds.) Cambridge University Press, Cambridge, United Kingdom and New York, NY, USA.

<sup>5</sup> There are exceptions, for instance, the IPCC SREX (2012) concludes of winter storms, “There is medium confidence that there will be a reduction in the number of extratropical cyclones averaged over each hemisphere.”

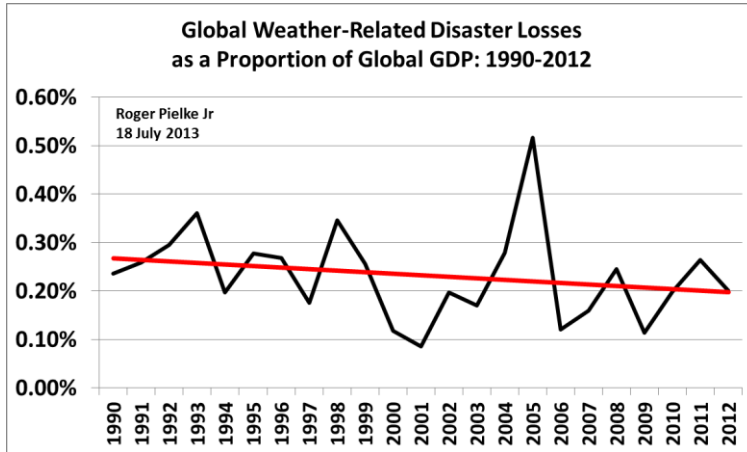
<sup>6</sup> Crompton, RP, RA Pielke and KJ McAneney (2011), Emergence timescales for detection of anthropogenic climate change in US tropical cyclone loss data. *Environ. Res. Lett.* **6** (1) doi: 10.1088/1748-9326/6/1/014003

<sup>7</sup> IPCC SREX (2012) refers to IPCC, 2012. Managing the Risks of Extreme Events and Disasters to Advance Climate Change Adaptation, Field, C.B., V. Barros, T.F. Stocker, D. Qin, D.J. Dokken, K.L. Ebi, M.D. Mastrandrea, K.J. Mach, G.-K. Plattner, S.K. Allen, M. Tignor, and P.M. Midgley (Eds.) Cambridge University Press.

- “The statement about the absence of trends in impacts attributable to natural or anthropogenic climate change holds for tropical and extratropical [winter] storms and tornadoes”
- “The absence of an attributable climate change signal in losses also holds for flood losses.”

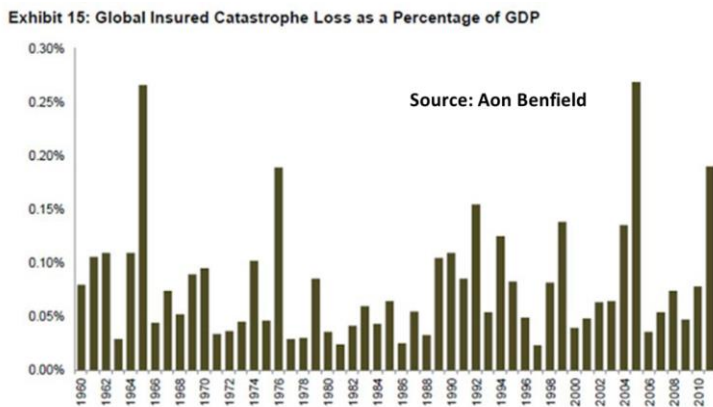
What the data says:

**1. Globally, weather-related losses have not increased since 1990 as a proportion of GDP (they have actually decreased by about 25%).**



**Figure 1.** Global weather-related disasters as a proportion of global GDP, 1990-2012. Source of loss data: Munich Re.<sup>8</sup> Source of GDP data: United Nations.<sup>9</sup>

**2. Insured catastrophe losses have not increased as a proportion of GDP since 1960.**



**Figure 2.** Global insured catastrophe loss as a percentage of global GDP. Source: Aon Benfield.<sup>10</sup>

<sup>8</sup> [http://www.munichre.com/en/reinsurance/business/non-life/georisks/natcatservice/great\\_natural\\_catastrophes.aspx](http://www.munichre.com/en/reinsurance/business/non-life/georisks/natcatservice/great_natural_catastrophes.aspx)

<sup>9</sup> <http://unstats.un.org/unsd/snaama/dnllist.asp>

<sup>10</sup> [http://thoughtleadership.aonbenfield.com/Documents/20130103\\_reinsurance\\_market\\_outlook\\_external.pdf](http://thoughtleadership.aonbenfield.com/Documents/20130103_reinsurance_market_outlook_external.pdf)

Note: The peer-reviewed literature on this subject is extensive and robust. Neumayer and Barthel (2011), in a study conducted at the London School of Economics and supported financially by Munich Reinsurance conclude:

“[B]ased on historical data, there is no evidence so far that climate change has increased the normalized economic loss from natural disasters.”<sup>11</sup>

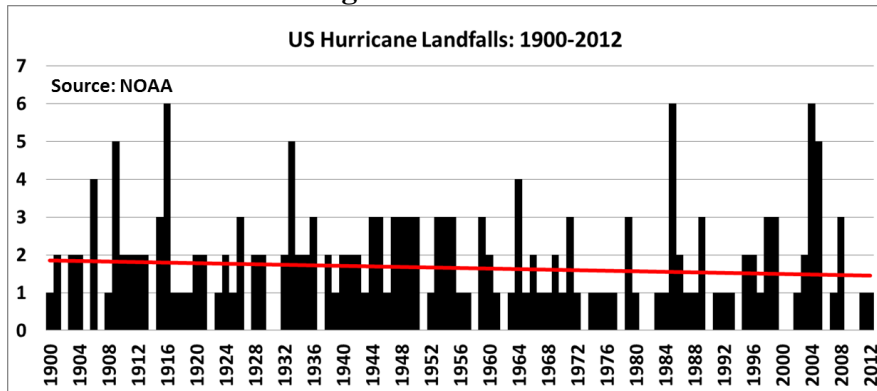
**Hurricanes**

What the IPCC SREX (2102) says:

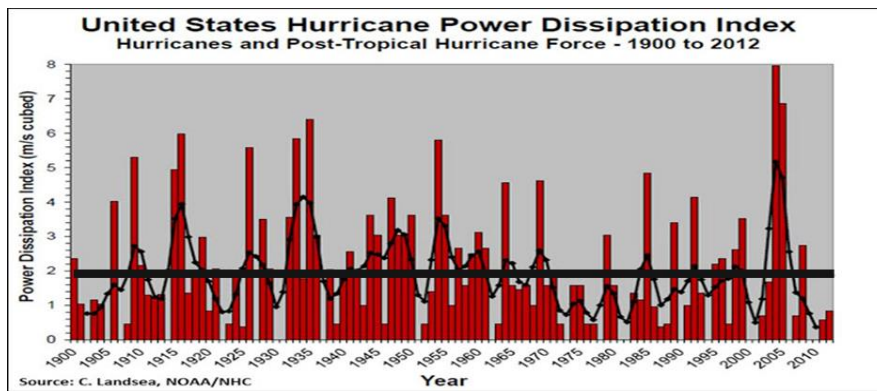
- “Low confidence in attribution of any detectable changes in tropical cyclone activity to anthropogenic influences.”

What the data says:

**3. Hurricanes have not increased in the US in frequency, intensity or normalized damage since at least 1900.**



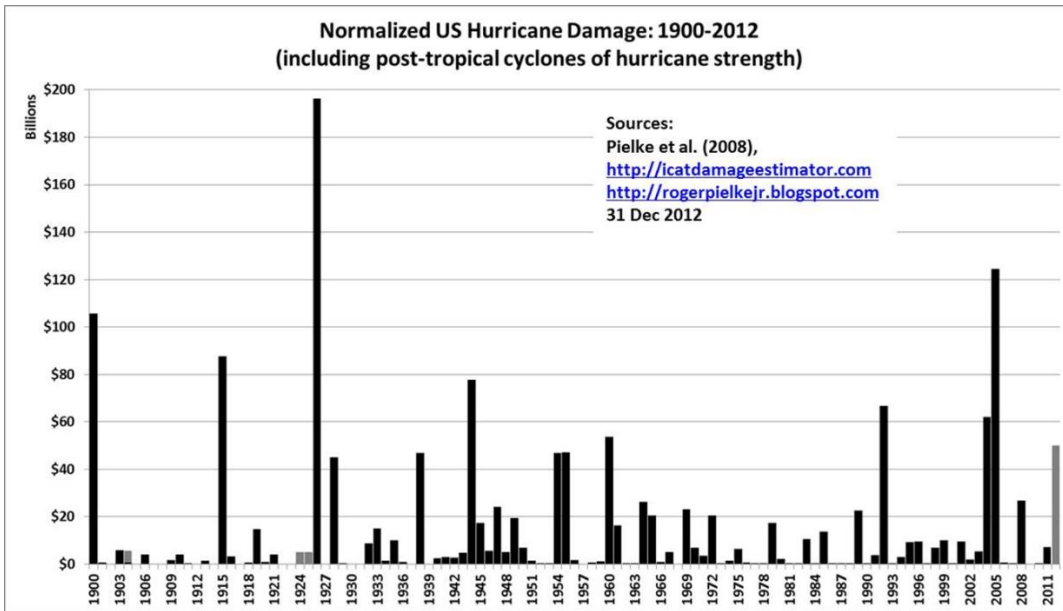
**Figure 3a.** Number of landfalling US hurricanes from 1900-2012. The red line shows the linear trend, exhibiting a decrease from about 2 to 1.5 landfalls per year since 1900. Source: NOAA.<sup>12</sup>



**Figure 3b.** Intensity of US hurricanes at landfall, 1900-2012 (measured as the summed power dissipation for each year). The heavy black line shows the linear trend. Source NOAA, figure courtesy Chris Landsea, NOAA/NHC.

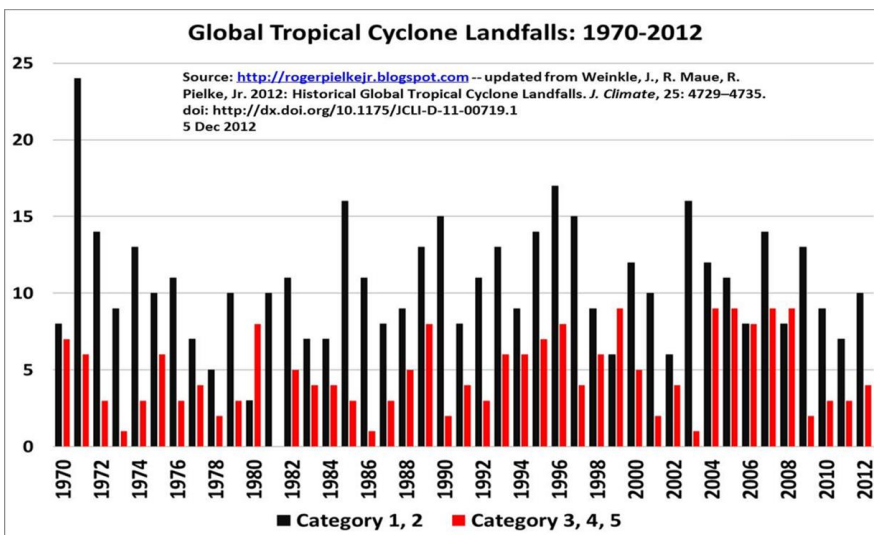
<sup>11</sup> Neumayer, E. and F. Barthel. 2011. Normalizing Economic Loss from Natural Disasters: A Global Analysis, *Global Environmental Change*, **21**:13-24

<sup>12</sup> [http://www.aoml.noaa.gov/hrd/hurdat/All\\_U.S.\\_Hurricanes.html](http://www.aoml.noaa.gov/hrd/hurdat/All_U.S._Hurricanes.html)



**Figure 3c.** Normalized US hurricane damage 1900-2012, estimated total damage if each past hurricane season occurred with 2012 levels of development. After Pielke et al. 2008.<sup>13</sup> Note that the figure includes Superstorm Sandy (2012) in gray and placeholders for the three other post-tropical cyclones of hurricanes which made landfall in 1904, 1924 and 1925.

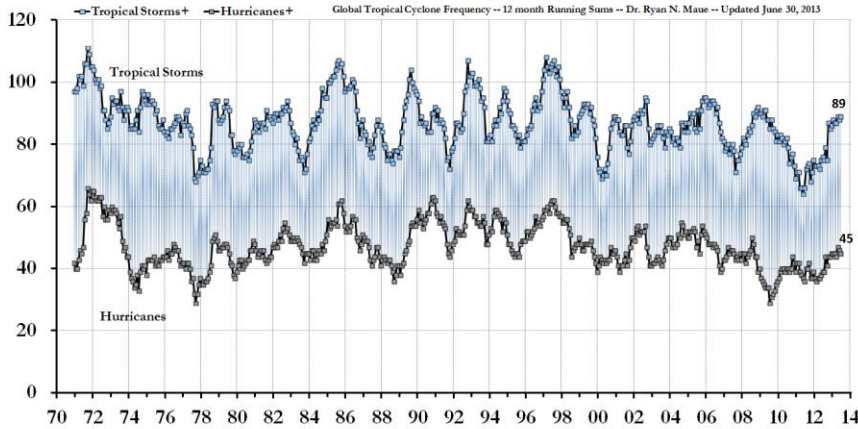
- 4. There are no significant trends (up or down) in global tropical cyclone landfalls since 1970 (when data allows for a comprehensive perspective), or in the overall number of tropical cyclones.



**Figure 4a.** Global tropical cyclone (called hurricanes in the North Atlantic) landfalls, 1970-2012, after Weinkle et al. 2012.<sup>14</sup>

<sup>13</sup> Pielke, Jr., R.A., J. Gratz, C.W. Landsea, D. Collins, M. Saunders, and R. Musulin (2008), Normalized Hurricane Damages in the United States: 1900-2005. *Natural Hazards Review* 9:29-42. Data updated to 2012 values using the ICAT Damage Estimator: <http://www.icatdamageestimator.com>

<sup>14</sup> Weinkle, J, R Maue and R Pielke (2012), Historical Global Tropical Cyclone Landfalls. *Journal of Climate*, 25:4729-4735



**Figure 4b.** Total count of tropical cyclones of tropical storm (top curve) and hurricane strength, 12-month running sums 1970 through June 30, 2013. Figure courtesy Ryan Maue.<sup>15</sup>

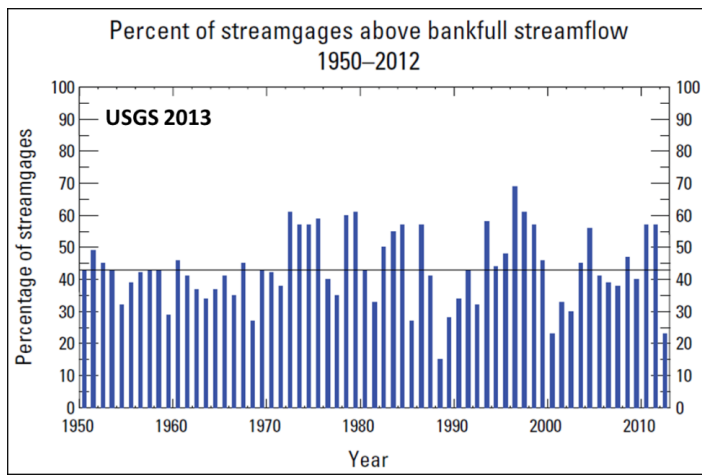
**Floods**

What the IPCC SREX (2012) says:

- “There is limited to medium evidence available to assess climate-driven observed changes in the magnitude and frequency of floods at regional scales”
- “there is low agreement in this evidence, and thus overall low confidence at the global scale regarding even the sign of these changes..”

What the data says:

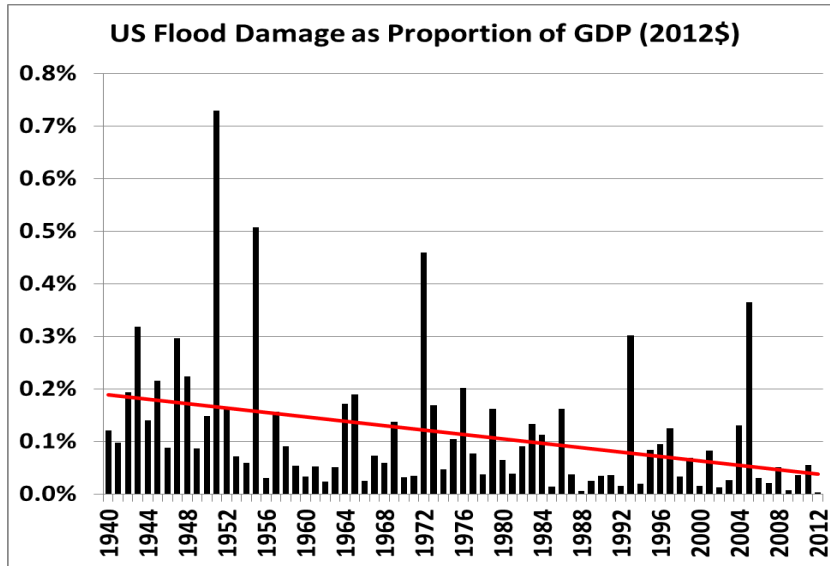
**5. Floods have not increased in the US in frequency or intensity since at least 1950.**



**Figure 5.** One measure of flood frequency from the USGS, percent of US streamgages above “bankfull streamflow.” The USGS explains: “The bankfull streamflow is defined as the highest daily mean streamflow value expected to occur, on average, once in every 2.3 years.”<sup>16</sup>

<sup>15</sup> After Maue, R. N. (2011), Recent historically low global tropical cyclone activity. , *Geophys. Res. Letts.* **38**:L14803, doi:10.1029/2011GL047711.

**6. Flood losses as a percentage of US GDP have dropped by about 75% since 1940.**



**Figure 6.** US flood losses as a percentage of US GDP. Annual flood losses have decreased from about 0.2% of US GDP to <0.05% since 1940. Flood loss data from NOAA HIC: <http://www.nws.noaa.gov/hic/> GDP data from OMB: <http://www.whitehouse.gov/sites/default/files/omb/budget/fy2014/assets/hist10z1.xls><sup>17</sup>

Note: A 2005 peer-reviewed paper examined flood trends around the world and concluded: “observations to date provide no conclusive and general proof as to how climate change affects flood behaviour.”<sup>18</sup>

### **Tornadoes**

What the IPCC SREX (2012) says:

- “There is low confidence in observed trends in small spatial-scale phenomena such as tornadoes and hail”

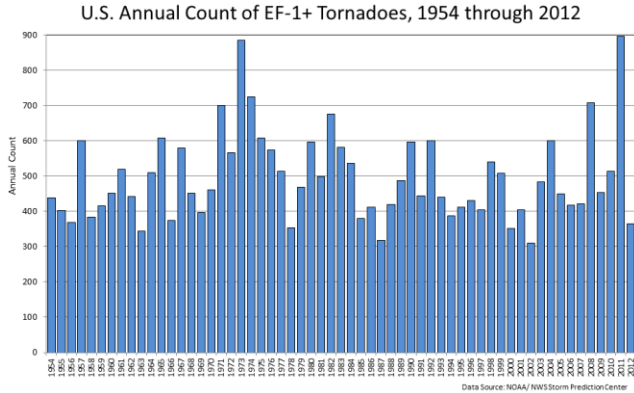
What the data says:

- 7. Tornadoes have not increased in frequency, intensity or normalized damage since 1950, and there is some evidence to suggest that they have actually declined.**

<sup>16</sup> Xiaodong Jian, David M. Wolock, Harry F. Lins, and Steve Brady, Streamflow of 2012—Water Year Summary, U.S. Geological Survey, Reston, Virginia, May 2013.

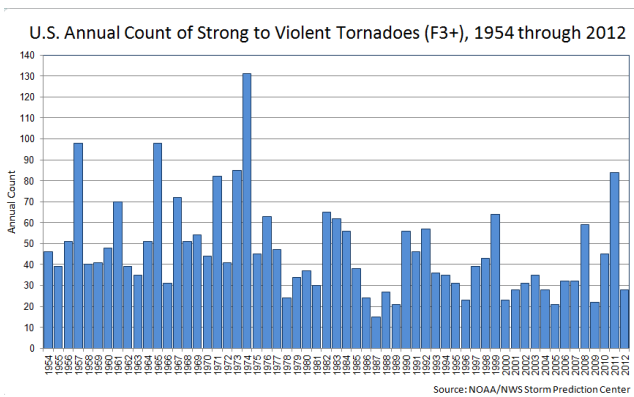
<sup>17</sup> After Downton, M., J.Z.B. Miller, and R. A. Pielke, Jr. (2005), Reanalysis of the U.S. National Flood Loss Database. *Natural Hazards Review* 6:13-22

<sup>18</sup> Kundzewicz, Z.W., D. Graczyk, T. Maurer, I. Przymusińska, M. Radziejewski, C. Svensson and M. Szwed, 2005(a):Trend detection in river flow time-series: 1. annual maximum flow. *Hydrol. Sci. J.*, 50:797-810.



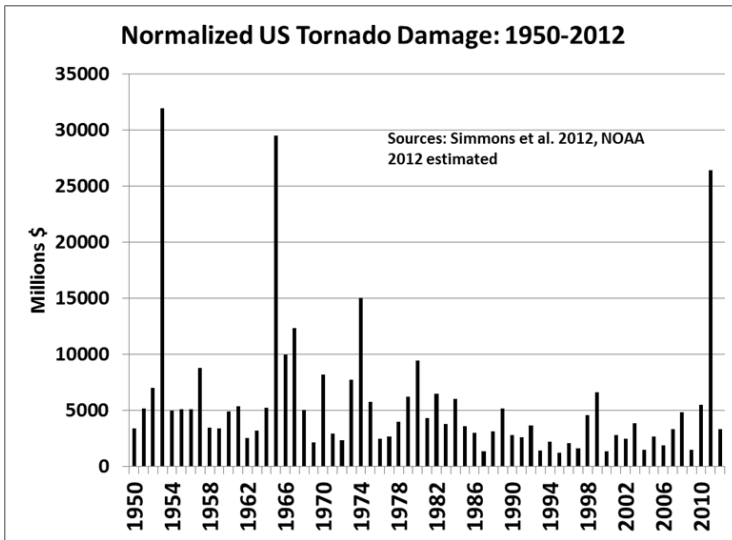
**Figure 7a.** Count of US tornadoes of at least EF1 strength, 1954-2012.

Source: NOAA, <http://www.ncdc.noaa.gov/oa/climate/severeweather/tornadoes.html>



**Figure 7b.** Count of US tornadoes of at least EF3 strength, 1954-2012.

Source: NOAA, <http://www.ncdc.noaa.gov/oa/climate/severeweather/tornadoes.html>



**Figure 7c.** Normalized US tornado damage, estimated total damage if tornadoes of past years occurred with 2012 levels of development. After Simmons et al. 2012. Note 2012 estimated.<sup>19</sup>

<sup>19</sup> Simmons, KM, D Sutter and R Pielke (2013), Normalized tornado damage in the United States: 1950-2011. *Environ. Hazards* **12**:132-14



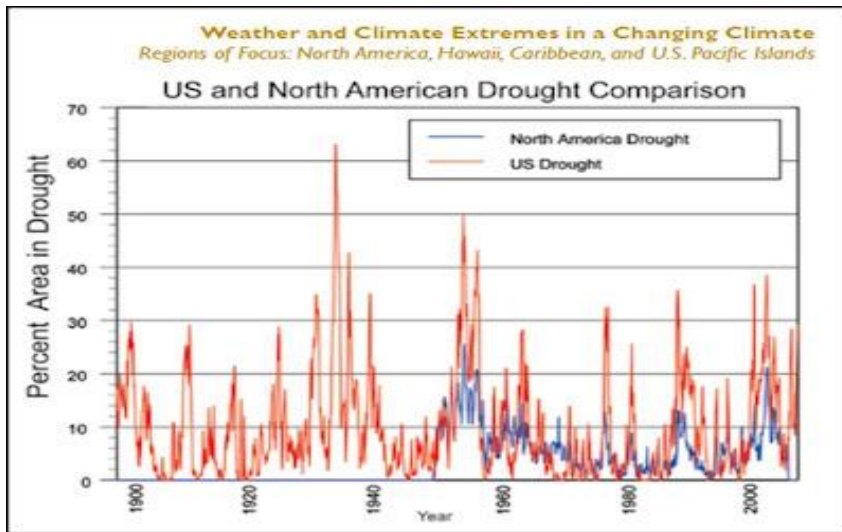
## Drought

What the IPCC SREX (2012) says:

- “There is medium confidence that since the 1950s some regions of the world have experienced a trend to more intense and longer droughts, in particular in southern Europe and West Africa, but in some regions droughts have become less frequent, less intense, or shorter, for example, in central North America and northwestern Australia.”
- For the US the CCSP (2008)<sup>20</sup> says: “droughts have, for the most part, become shorter, less frequent, and cover a smaller portion of the U. S. over the last century.”<sup>21</sup>

What the data says:

### **8. Drought has “for the most part, become shorter, less frequent, and cover a smaller portion of the U. S. over the last century.”<sup>22</sup>**



**Figure 8.** Figure 2.6 from CCSP (2008) has this caption: “The area (in percent) of area in severe to extreme drought as measured by the Palmer Drought Severity Index for the United States (red) from 1900 to present and for North America (blue) from 1950 to present.”

Note: Writing in *Nature* Seneviratne (2012) argues with respect to global trends that, “there is no necessary correlation between temperature changes and long-term drought variations, which should warn us against using any simplifications regarding their relationship.”<sup>23</sup>

<sup>20</sup> CCSP, 2008: Weather and Climate Extremes in a Changing Climate. Regions of Focus: North America, Hawaii, Caribbean, and U.S. Pacific Islands. A Report by the U.S. Climate Change Science Program and the Subcommittee on Global Change Research. [Thomas R. Karl, Gerald A. Meehl, Christopher D. Miller, Susan J. Hassol, Anne M. Waple, and William L. Murray (eds.)]. Department of Commerce, NOAA’s National Climatic Data Center, Washington, D.C., USA, 164 pp.

<sup>21</sup> CCSP (2008) notes that “the main exception is the Southwest and parts of the interior of the West, where increased temperature has led to rising drought trends.”

<sup>22</sup> This quote comes from the US Climate Change Science Program’s 2008 report on extremes in North America.

<sup>23</sup> <http://www.nature.com/nature/journal/v491/n7424/full/491338a.html>

**Biography of Roger Pielke Jr.**

Roger Pielke, Jr. has been on the faculty of the University of Colorado since 2001 and is a Professor in the Environmental Studies Program and a Fellow of the Cooperative Institute for Research in Environmental Sciences (CIRES). Roger's research focuses on science, innovation and politics and in 2011 began to write and research on the governance of sports organizations, including FIFA and the NCAA. Roger holds degrees in mathematics, public policy and political science, all from the University of Colorado. In 2012 Roger was awarded an honorary doctorate from Linköping University in Sweden and was also awarded the Public Service Award of the Geological Society of America. Roger also received the Eduard Brückner Prize in Munich, Germany in 2006 for outstanding achievement in interdisciplinary climate research. At CIRES, Roger served as the Director of the Center for Science and Technology Policy Research from 2001-2007. Before joining the faculty of the University of Colorado, from 1993-2001 Roger was a Scientist at the National Center for Atmospheric Research. Roger is a Senior Fellow of the Breakthrough Institute, and holds academic appointments at Macquarie University in Sydney, Australia and the London School of Economics. He is also author, co-author or co-editor of seven books, including **The Honest Broker: Making Sense of Science in Policy and Politics** published by Cambridge University Press (2007). His most recent book is **The Climate Fix: What Scientists and Politicians Won't Tell you About Global Warming** (2011, Basic Books). He is currently working on a book on technology, innovation and economic growth.