

MySQL NDB Cluster API Developer Guide

MySQL NDB Cluster API Developer Guide

This is the *MySQL NDB Cluster API Developer Guide*, which provides information about developing applications using MySQL NDB Cluster as a data store. Application interfaces covered in this Guide include the low-level C++-language NDB API (see [Chapter 2, The NDB API](#)), the C-language MGM API for communicating with and controlling NDB Cluster management servers (see [Chapter 3, The MGM API](#)), and the MySQL NDB Cluster Connector for Java, which is a collection of Java APIs for writing applications against NDB Cluster, including JDBC, JPA, and ClusterJ (see [Chapter 4, MySQL NDB Cluster Connector for Java](#)).

MySQL NDB Cluster 8.0 (and later) also provides support for applications written using `Node.js`. See [Chapter 5, MySQL NoSQL Connector for JavaScript](#), for more information.

This Guide includes concepts, terminology, class and function references, practical examples, common problems, and tips for using these APIs in applications.

For information about NDB internals that may be of interest to developers working with NDB, see [MySQL NDB Cluster Internals Manual](#).

The information presented in this guide is current for recent releases of MySQL NDB Cluster 8.0 up to and including NDB Cluster 8.0.38, as well as the NDB Cluster 8.4 LTS series. Due to significant functional and other changes in NDB Cluster and its underlying APIs, you should not expect this information to apply to versions of the NDB Cluster software prior to NDB Cluster 7.5. Users of older NDB Cluster releases should upgrade to the latest available release of NDB Cluster 8.0, which is the most recent GA release series, or to the NDB Cluster 8.4 LTS series.

For more information about NDB Cluster 8.0, see [What is New in MySQL NDB Cluster 8.0](#). For information about NDB Cluster 8.4, see [What is New in MySQL NDB Cluster 8.4](#).

For legal information, see the [Legal Notices](#).

For help with using MySQL, please visit the [MySQL Forums](#), where you can discuss your issues with other MySQL users.

Licensing information—NDB APIs. If you are using the NDB APIs with a *Commercial* release of MySQL NDB Cluster, see the [MySQL NDB Cluster 8.0 Commercial Release License Information User Manual](#) for licensing information, including licensing information relating to third-party software that may be included in this Commercial release. If you are using the NDB APIs with a *Community* release of MySQL NDB Cluster, see the [MySQL NDB Cluster 8.0 Community Release License Information User Manual](#) for licensing information, including licensing information relating to third-party software that may be included in this Community release.

Document generated on: 2024-06-05 (revision: 78772)

Table of Contents

Preface and Legal Notices	vii
1 NDB Cluster APIs: Overview and Concepts	1
1.1 NDB Cluster API Overview: Introduction	1
1.1.1 NDB Cluster API Overview: The NDB API	1
1.1.2 NDB Cluster API Overview: The MGM API	2
1.2 NDB Cluster API Overview: Version Compatibility	2
1.3 NDB Cluster API Overview: Terminology	3
1.4 The NDB Transaction and Scanning API	4
1.4.1 Core NDB API Classes	5
1.4.2 Application Program Basics	5
1.4.3 Review of NDB Cluster Concepts	12
1.4.4 The Adaptive Send Algorithm	14
1.5 Application-level partitioning	15
1.6 Using NdbInterpretedCode	15
2 The NDB API	23
2.1 Getting Started with the NDB API	24
2.1.1 Compiling and Linking NDB API Programs	24
2.1.2 Connecting to the Cluster	27
2.1.3 Mapping MySQL Database Object Names and Types to NDB	28
2.2 The NDB API Class Hierarachy	33
2.3 NDB API Classes, Interfaces, and Structures	34
2.3.1 The Column Class	34
2.3.2 The Datafile Class	51
2.3.3 The Dictionary Class	56
2.3.4 The Element Structure	74
2.3.5 The Event Class	74
2.3.6 The ForeignKey Class	85
2.3.7 The HashMap Class	92
2.3.8 The Index Class	95
2.3.9 The LogfileGroup Class	102
2.3.10 The List Class	105
2.3.11 The Ndb Class	106
2.3.12 The Ndb_cluster_connection Class	129
2.3.13 The NdbBlob Class	140
2.3.14 The NdbDictionary Class	151
2.3.15 The NdbError Structure	157
2.3.16 The NdbEventOperation Class	160
2.3.17 The NdbIndexOperation Class	170
2.3.18 The NdbIndexScanOperation Class	172
2.3.19 The NdbInterpretedCode Class	178
2.3.20 The NdbOperation Class	204
2.3.21 The NdbRecAttr Class	242
2.3.22 The NdbRecord Interface	249
2.3.23 The NdbScanFilter Class	250
2.3.24 The NdbScanOperation Class	260
2.3.25 The NdbTransaction Class	272
2.3.26 The Object Class	291
2.3.27 The Table Class	295
2.3.28 The Tablespace Class	321
2.3.29 The Undofile Class	326
2.4 NDB API Errors and Error Handling	330
2.4.1 Handling NDB API Errors	331
2.4.2 NDB Error Codes: by Type	334
2.4.3 NDB Error Codes: Single Listing	400
2.4.4 NDB Error Classifications	473

2.5 NDB API Examples	474
2.5.1 Basic NDB API Examples	475
2.5.2 NDB API Example Using Synchronous Transactions	481
2.5.3 NDB API Example Using Synchronous Transactions and Multiple Clusters	486
2.5.4 NDB API Example: Handling Errors and Retrying Transactions	491
2.5.5 NDB API Basic Scanning Example	495
2.5.6 NDB API Example: Using Secondary Indexes in Scans	508
2.5.7 NDB API Example: Using NdbRecord with Hash Indexes	511
2.5.8 NDB API Example Comparing RecAttr and NdbRecord	517
2.5.9 NDB API Event Handling Example	562
2.5.10 NDB API Example: Basic BLOB Handling	566
2.5.11 NDB API Example: Handling BLOB Columns and Values Using NdbRecord	573
2.5.12 NDB API Simple Array Example	582
2.5.13 NDB API Simple Array Example Using Adapter	587
2.5.14 Timestamp2 Example	592
2.5.15 Common Files for NDB API Array Examples	596
3 The MGM API	605
3.1 MGM API Concepts	605
3.2 MGM API Function Listings	607
3.2.1 Log Event Functions	607
3.2.2 MGM API Error Handling Functions	610
3.2.3 Management Server Handle Functions	612
3.2.4 Management Server Connection Functions	613
3.2.5 Cluster Status Functions	619
3.2.6 Functions for Starting & Stopping Nodes	621
3.2.7 Cluster Log Functions	627
3.2.8 Backup Functions	629
3.2.9 Single-User Mode Functions	632
3.2.10 TLS Functions	633
3.3 MGM API Data Types	637
3.4 MGM API Data Structures	646
3.5 MGM API Errors	653
3.6 MGM API Examples	655
3.6.1 Basic MGM API Event Logging Example	655
3.6.2 MGM API Event Handling with Multiple Clusters	657
4 MySQL NDB Cluster Connector for Java	661
4.1 MySQL NDB Cluster Connector for Java: Overview	661
4.1.1 MySQL NDB Cluster Connector for Java Architecture	661
4.1.2 Java and NDB Cluster	661
4.1.3 The ClusterJ API and Data Object Model	662
4.2 Using MySQL NDB Cluster Connector for Java	664
4.2.1 Getting, Installing, and Setting Up MySQL NDB Cluster Connector for Java	664
4.2.2 Using ClusterJ	667
4.2.3 Using Connector/J with NDB Cluster	675
4.3 ClusterJ API Reference	675
4.3.1 com.mysql.clusterj	675
4.3.2 com.mysql.clusterj.annotation	721
4.3.3 com.mysql.clusterj.query	728
4.3.4 Constant field values	734
4.4 MySQL NDB Cluster Connector for Java: Limitations and Known Issues	735
5 MySQL NoSQL Connector for JavaScript	737
5.1 MySQL NoSQL Connector for JavaScript Overview	737
5.2 Installing the JavaScript Connector	737
5.3 Connector for JavaScript API Documentation	739
5.3.1 Batch	739
5.3.2 Context	739
5.3.3 Converter	741
5.3.4 Errors	742

5.3.5 Mynode	742
5.3.6 Session	745
5.3.7 SessionFactory	746
5.3.8 TableMapping and FieldMapping	746
5.3.9 TableMetadata	747
5.3.10 Transaction	748
5.4 Using the MySQL JavaScript Connector: Examples	749
5.4.1 Requirements for the Examples	749
5.4.2 Example: Finding Rows	753
5.4.3 Inserting Rows	754
5.4.4 Deleting Rows	756
6 ndbmemcache—Memcache API for NDB Cluster (NO LONGER SUPPORTED)	759
Index	761

Preface and Legal Notices

This is the *MySQL NDB Cluster API Developer Guide*, which provides information about developing applications using MySQL NDB Cluster as a data store. Application interfaces covered in this Guide include the low-level C++-language NDB API (see [Chapter 2, The NDB API](#)), the C-language MGM API for communicating with and controlling NDB Cluster management servers (see [Chapter 3, The MGM API](#)), and the MySQL NDB Cluster Connector for Java, which is a collection of Java APIs for writing applications against NDB Cluster, including JDBC, JPA, and ClusterJ (see [Chapter 4, MySQL NDB Cluster Connector for Java](#)).

MySQL NDB Cluster 8.0 also provides support for applications written using `Node.js`. See [Chapter 5, MySQL NoSQL Connector for JavaScript](#), for more information.

This Guide includes concepts, terminology, class and function references, practical examples, common problems, and tips for using these APIs in applications.

For information about NDB internals that may be of interest to developers working with NDB, see [MySQL NDB Cluster Internals Manual](#).

The information presented in this guide is current for recent releases of MySQL NDB Cluster 8.0 up to and including NDB Cluster 8.0.38, as well as the NDB Cluster 8.4 LTS series. Due to significant functional and other changes in NDB Cluster and its underlying APIs, you should not expect this information to apply to versions of the NDB Cluster software prior to NDB Cluster 7.5. Users of older NDB Cluster releases should upgrade to the latest available release of NDB Cluster 8.0, which is the most recent GA release series, or to the NDB Cluster 8.4 LTS series.

For more information about NDB Cluster 8.0, see [What is New in MySQL NDB Cluster 8.0](#). For information about NDB Cluster 8.4, see [What is New in MySQL NDB Cluster 8.4](#).

For legal information, see the [Legal Notices](#).

Licensing information—MySQL NDB Cluster 8.0. This product may include third-party software, used under license. If you are using a *Commercial* release of MySQL NDB Cluster 8.0, see the [MySQL NDB Cluster 8.0 Commercial Release License Information User Manual](#) for licensing information, including licensing information relating to third-party software that may be included in this Commercial release. If you are using a *Community* release of MySQL NDB Cluster 8.0, see the [MySQL NDB Cluster 8.0 Community Release License Information User Manual](#) for licensing information, including licensing information relating to third-party software that may be included in this Community release.

Licensing information—MySQL NDB Cluster 8.4. This product may include third-party software, used under license. If you are using a *Commercial* release of MySQL NDB Cluster 8.4, see the [MySQL NDB Cluster 8.4 Commercial Release License Information User Manual](#) for licensing information, including licensing information relating to third-party software that may be included in this Commercial release. If you are using a *Community* release of MySQL NDB Cluster 8.4, see the [MySQL NDB Cluster 8.4 Community Release License Information User Manual](#) for licensing information, including licensing information relating to third-party software that may be included in this Community release.

Legal Notices

Copyright © 1997, 2024, Oracle and/or its affiliates.

License Restrictions

This software and related documentation are provided under a license agreement containing restrictions on use and disclosure and are protected by intellectual property laws. Except as expressly permitted in your license agreement or allowed by law, you may not use, copy, reproduce, translate, broadcast, modify, license, transmit, distribute, exhibit, perform, publish, or display any part, in any form, or by any means. Reverse engineering, disassembly, or decompilation of this software, unless required by law for interoperability, is prohibited.

Warranty Disclaimer

The information contained herein is subject to change without notice and is not warranted to be error-free. If you find any errors, please report them to us in writing.

Restricted Rights Notice

If this is software, software documentation, data (as defined in the Federal Acquisition Regulation), or related documentation that is delivered to the U.S. Government or anyone licensing it on behalf of the U.S. Government, then the following notice is applicable:

U.S. GOVERNMENT END USERS: Oracle programs (including any operating system, integrated software, any programs embedded, installed, or activated on delivered hardware, and modifications of such programs) and Oracle computer documentation or other Oracle data delivered to or accessed by U.S. Government end users are "commercial computer software," "commercial computer software documentation," or "limited rights data" pursuant to the applicable Federal Acquisition Regulation and agency-specific supplemental regulations. As such, the use, reproduction, duplication, release, display, disclosure, modification, preparation of derivative works, and/or adaptation of i) Oracle programs (including any operating system, integrated software, any programs embedded, installed, or activated on delivered hardware, and modifications of such programs), ii) Oracle computer documentation and/or iii) other Oracle data, is subject to the rights and limitations specified in the license contained in the applicable contract. The terms governing the U.S. Government's use of Oracle cloud services are defined by the applicable contract for such services. No other rights are granted to the U.S. Government.

Hazardous Applications Notice

This software or hardware is developed for general use in a variety of information management applications. It is not developed or intended for use in any inherently dangerous applications, including applications that may create a risk of personal injury. If you use this software or hardware in dangerous applications, then you shall be responsible to take all appropriate fail-safe, backup, redundancy, and other measures to ensure its safe use. Oracle Corporation and its affiliates disclaim any liability for any damages caused by use of this software or hardware in dangerous applications.

Trademark Notice

Oracle, Java, MySQL, and NetSuite are registered trademarks of Oracle and/or its affiliates. Other names may be trademarks of their respective owners.

Intel and Intel Inside are trademarks or registered trademarks of Intel Corporation. All SPARC trademarks are used under license and are trademarks or registered trademarks of SPARC International, Inc. AMD, Epyc, and the AMD logo are trademarks or registered trademarks of Advanced Micro Devices. UNIX is a registered trademark of The Open Group.

Third-Party Content, Products, and Services Disclaimer

This software or hardware and documentation may provide access to or information about content, products, and services from third parties. Oracle Corporation and its affiliates are not responsible for and expressly disclaim all warranties of any kind with respect to third-party content, products, and services unless otherwise set forth in an applicable agreement between you and Oracle. Oracle Corporation and its affiliates will not be responsible for any loss, costs, or damages incurred due to your access to or use of third-party content, products, or services, except as set forth in an applicable agreement between you and Oracle.

Use of This Documentation

This documentation is NOT distributed under a GPL license. Use of this documentation is subject to the following terms:

You may create a printed copy of this documentation solely for your own personal use. Conversion to other formats is allowed as long as the actual content is not altered or edited in any way. You shall

not publish or distribute this documentation in any form or on any media, except if you distribute the documentation in a manner similar to how Oracle disseminates it (that is, electronically for download on a Web site with the software) or on a CD-ROM or similar medium, provided however that the documentation is disseminated together with the software on the same medium. Any other use, such as any dissemination of printed copies or use of this documentation, in whole or in part, in another publication, requires the prior written consent from an authorized representative of Oracle. Oracle and/or its affiliates reserve any and all rights to this documentation not expressly granted above.

Documentation Accessibility

For information about Oracle's commitment to accessibility, visit the Oracle Accessibility Program website at

<http://www.oracle.com/pls/topic/lookup?ctx=acc&id=docacc>.

Access to Oracle Support for Accessibility

Oracle customers that have purchased support have access to electronic support through My Oracle Support. For information, visit

<http://www.oracle.com/pls/topic/lookup?ctx=acc&id=info> or visit <http://www.oracle.com/pls/topic/lookup?ctx=acc&id=trs> if you are hearing impaired.

Chapter 1 NDB Cluster APIs: Overview and Concepts

Table of Contents

1.1 NDB Cluster API Overview: Introduction	1
1.1.1 NDB Cluster API Overview: The NDB API	1
1.1.2 NDB Cluster API Overview: The MGM API	2
1.2 NDB Cluster API Overview: Version Compatibility	2
1.3 NDB Cluster API Overview: Terminology	3
1.4 The NDB Transaction and Scanning API	4
1.4.1 Core NDB API Classes	5
1.4.2 Application Program Basics	5
1.4.3 Review of NDB Cluster Concepts	12
1.4.4 The Adaptive Send Algorithm	14
1.5 Application-level partitioning	15
1.6 Using NdbInterpretedCode	15

This chapter provides a general overview of essential NDB Cluster, NDB API, and MGM API concepts, terminology, and programming constructs.

For an overview of Java APIs that can be used with NDB Cluster, see [Section 4.1, “MySQL NDB Cluster Connector for Java: Overview”](#).

For information about writing JavaScript applications using Node.js with MySQL, see [Chapter 5, MySQL NoSQL Connector for JavaScript](#).

1.1 NDB Cluster API Overview: Introduction

This section introduces the NDB Transaction and Scanning APIs as well as the NDB Management (MGM) API for use in building applications to run on NDB Cluster. It also discusses the general theory and principles involved in developing such applications.

1.1.1 NDB Cluster API Overview: The NDB API

The *NDB API* is an object-oriented application programming interface for NDB Cluster that implements indexes, scans, transactions, and event handling. NDB transactions are ACID-compliant in that they provide a means to group operations in such a way that they succeed (commit) or fail as a unit (rollback). It is also possible to perform operations in a “no-commit” or deferred mode, to be committed at a later time.

NDB scans are conceptually rather similar to the SQL cursors implemented in MySQL and other common enterprise-level database management systems. These provide high-speed row processing for record retrieval purposes. (NDB Cluster naturally supports set processing just as does MySQL in its non-Cluster distributions. This can be accomplished through the usual MySQL APIs discussed in the MySQL Manual and elsewhere.) The NDB API supports both table scans and row scans; the latter can be performed using either unique or ordered indexes. Event detection and handling is discussed in [Section 2.3.16, “The NdbEventOperation Class”](#), as well as [Section 2.5.9, “NDB API Event Handling Example”](#).

In addition, the NDB API provides object-oriented error-handling facilities in order to provide a means of recovering gracefully from failed operations and other problems. (See [Section 2.5.4, “NDB API Example: Handling Errors and Retrying Transactions”](#), for a detailed example.)

The NDB API provides a number of classes implementing the functionality described above. The most important of these include the `Ndb`, `Ndb_cluster_connection`, `NdbTransaction`, and `NdbOperation` classes. These model (respectively) database connections, cluster connections,

transactions, and operations. These classes and their subclasses are listed in [Section 2.3, “NDB API Classes, Interfaces, and Structures”](#). Error conditions in the NDB API are handled using `NdbError`.



Note

NDB API applications access the NDB Cluster's data store directly, without requiring a MySQL Server as an intermediary. This means that such applications are not bound by the MySQL privilege system; any NDB API application has read and write access to any [NDB](#) table stored in the same NDB Cluster at any time without restriction.

1.1.2 NDB Cluster API Overview: The MGM API

The *NDB Cluster Management API*, also known as the *MGM API*, is a C-language programming interface intended to provide administrative services for the cluster. These include starting and stopping NDB Cluster nodes, handling NDB Cluster logging, backups, and restoration from backups, as well as various other management tasks. A conceptual overview of the MGM API and its uses can be found in [Chapter 3, The MGM API](#).

The MGM API's principal structures model the states of individual nodes (`ndb_mgm_node_state`), the state of the NDB Cluster as a whole (`ndb_mgm_cluster_state`), and management server response messages (`ndb_mgm_reply`). See [Section 3.4, “MGM API Data Structures”](#), for detailed descriptions of these.

1.2 NDB Cluster API Overview: Version Compatibility

The NDB API is now fairly mature, and has undergone few major changes in recent releases. Where they have occurred, such changes are indicated in the documentation of the affected objects and methods.

The API version of an NDB API application is determined by the version of `libndbclient` the application uses to provide NDB API functionality. Because it is necessary to support rolling upgrades, we perform basic testing across a number of versions (7.5 through 8.2) with regard to both older API versions connecting to data nodes of newer versions, and newer API versions connecting to data nodes of older versions. We no longer perform such testing with releases prior to NDB 7.5, since these are no longer maintained or supported in production.

In addition, in NDB 8.0, some compatibility has been dropped with API versions prior to 7.5, but is retained with versions 7.5 and 7.6.

When new a new feature is added to [NDB](#), this is generally done in such a way that the new functionality includes checking that the data nodes which are currently connected are running versions which support the feature. This is done to guard against accidental use of the new feature during a rolling upgrade before the cluster is fully upgraded to the version adding support for it.

In the event that an application employing a newer version of the NDB API is run against an older cluster which does not support a newer feature used by the application, the application raises error code 4003 `Function not implemented yet` when trying to make use of the feature. Other errors are possible depending on the new functionality involved (see [Section 2.4.2, “NDB Error Codes: by Type”](#)).

When an application using an older version of `libndbclient` connects to a cluster running a newer version of [NDB](#), the data nodes should support older API calls, but there other considerations as well. In particular, if the schema on the cluster makes use of newer features not supported by the older API version does not support, it is possible that operations may be less than optimal or give rise to errors. Some examples are listed here:

- There are tables in the cluster using the `JSON` data type, which is unknown to [NDB](#) prior to version 7.5

- The cluster uses one or more fully replicated tables, which are not supported in [NDB](#) prior to version 7.5
- The cluster includes tables using generated columns, which are unsupported in [NDB](#) prior to version 7.5

When upgrading a cluster online (that is, by using a rolling restart), existing table schemas are preserved, thus avoiding activation of new schema features too early. This is not the case when the upgrade recreates the schema and restores all data, when the new version may by default use new schema features. For this reason, it is best practice to test with specific schemas, operations, and versions prior upgrading a production system to catch any problems that may arise when connecting an older application or SQL node to a cluster running a newer version of [NDB](#).

For information about general requirements for compiling NDB API and MGM API applications, see [Section 2.1.1.1, “General Requirements”](#).

1.3 NDB Cluster API Overview: Terminology

This section provides a glossary of terms which are unique to the NDB and MGM APIs, or that have a specialized meaning when applied in the context of either or both of these APIs.

The terms in the following list are useful to an understanding of NDB Cluster, the NDB API, or have a specialized meaning when used in one of these:

Backup. A complete copy of all NDB Cluster data, transactions and logs, saved to disk.

Restore. Return the cluster to a previous state, as stored in a backup.

Checkpoint. Generally speaking, when data is saved to disk, it is said that a checkpoint has been reached. When working with the [NDB](#) storage engine, there are two sorts of checkpoints which work together in order to ensure that a consistent view of the cluster's data is maintained. These two types, *local checkpoints* and *global checkpoints*, are described in the next few paragraphs:

Local checkpoint (LCP). This is a checkpoint that is specific to a single node; however, LCPs take place for all nodes in the cluster more or less concurrently. An LCP involves saving all of a node's data to disk, and so usually occurs every few minutes, depending upon the amount of data stored by the node.

More detailed information about LCPs and their behavior can be found in the MySQL Manual; see in particular [Defining NDB Cluster Data Nodes](#).

Global checkpoint (GCP). A GCP occurs every few seconds, when transactions for all nodes are synchronized and the REDO log is flushed to disk.

A related term is *GCI*, which stands for “Global Checkpoint ID”. This marks the point in the REDO log where a GCP took place.

Node. A component of NDB Cluster. 3 node types are supported:

- A *management (MGM) node* is an instance of `ndb_mgmd`, the NDB Cluster management server daemon.
- A *data node* is an instance of `ndbd`, the NDB Cluster data storage daemon, and stores NDB Cluster data. This may also be an instance of `ndbmt.d`, a multithreaded version of `ndbd`.
- An *API node* is an application that accesses NDB Cluster data. *SQL node* refers to a `mysqld` (MySQL Server) process that is connected to the NDB Cluster as an API node.

For more information about these node types, please refer to [Section 1.4.3, “Review of NDB Cluster Concepts”](#), or to [NDB Cluster Programs](#), in the *MySQL Manual*.

Node failure. An NDB Cluster is not solely dependent upon the functioning of any single node making up the cluster, which can continue to run even when one node fails.

Node restart. The process of restarting an NDB Cluster node which has stopped on its own or been stopped deliberately. This can be done for several different reasons, listed here:

- Restarting a node which has shut down on its own. (This is known as *forced shutdown* or *node failure*; the other cases discussed here involve manually shutting down the node and restarting it).
- To update the node's configuration.
- As part of a software or hardware upgrade.
- In order to defragment the node's `DataMemory`.

Initial node restart. The process of starting an NDB Cluster node with its file system having been removed. This is sometimes used in the course of software upgrades and in other special circumstances.

System crash (system failure). This can occur when so many data nodes have failed that the NDB Cluster's state can no longer be guaranteed.

System restart. The process of restarting an NDB Cluster and reinitializing its state from disk logs and checkpoints. This is required after any shutdown of the cluster, planned or unplanned.

Fragment. Contains a portion of a database table. In the `NDB` storage engine, a table is broken up into and stored as a number of subsets, usually referred to as fragments. A fragment is sometimes also called a *partition*.

Fragment replica. Under the `NDB` storage engine, each table fragment has number of fragment replicas in order to provide redundancy.

Transporter. A protocol providing data transfer across a network. The NDB API supports three different types of transporter connections: TCP/IP (local), TCP/IP (remote), and SHM. TCP/IP is, of course, the familiar network protocol that underlies HTTP, FTP, and so forth, on the Internet. SHM stands for Unix-style shared memory segments.

NDB. This originally stood for "Network DataBase". It now refers to the MySQL storage engine (named `NDB` or `NDBCLUSTER`) used to enable the NDB Cluster distributed database system.

ACC (Access Manager). An NDB kernel block that handles hash indexes of primary keys providing speedy access to the records. For more information, see [The DBACC Block](#).

TUP (Tuple Manager). This NDB kernel block handles storage of tuples (records) and contains the filtering engine used to filter out records and attributes when performing reads or updates. See [The DBTUP Block](#), for more information.

TC (Transaction Coordinator). Handles coordination of transactions and timeouts in the NDB kernel (see [The DBTC Block](#)). Provides interfaces to the NDB API for performing indexes and scan operations.

For more information, see [NDB Kernel Blocks](#), elsewhere in this *Guide*.

See also [NDB Cluster Overview](#), in the *MySQL Manual*.

1.4 The NDB Transaction and Scanning API

This section discusses the high-level architecture of the NDB API, and introduces the NDB classes which are of greatest use and interest to the developer. It also covers most important NDB API concepts, including a review of NDB Cluster Concepts.

1.4.1 Core NDB API Classes

The NDB API is an NDB Cluster application interface that implements transactions. It consists of the following fundamental classes:

- `Ndb_cluster_connection` represents a connection to a cluster.
- `Ndb` is the main class, and represents a connection to a database.
- `NdbDictionary` provides meta-information about tables and attributes.
- `NdbTransaction` represents a transaction.
- `NdbOperation` represents an operation using a primary key.
- `NdbScanOperation` represents an operation performing a full table scan.
- `NdbIndexOperation` represents an operation using a unique hash index.
- `NdbIndexScanOperation` represents an operation performing a scan using an ordered index.
- `NdbRecAttr` represents an attribute value.

In addition, the NDB API defines an `NdbError` structure, which contains the specification for an error.

It is also possible to receive events triggered when data in the database is changed. This is accomplished through the `NdbEventOperation` class.

The NDB event notification API is not supported prior to MySQL 5.1.

For more information about these classes as well as some additional auxiliary classes not listed here, see [Section 2.3, “NDB API Classes, Interfaces, and Structures”](#).

1.4.2 Application Program Basics

The main structure of an application program is as follows:

1. Connect to a cluster using the `Ndb_cluster_connection` object.
2. Initiate a database connection by constructing and initialising one or more `Ndb` objects.
3. Identify the tables, columns, and indexes on which you wish to operate, using `NdbDictionary` and one or more of its subclasses.
4. Define and execute transactions using the `NdbTransaction` class.
5. Delete `Ndb` objects.
6. Terminate the connection to the cluster (terminate an instance of `Ndb_cluster_connection`).

1.4.2.1 Using Transactions

The procedure for using transactions is as follows:

1. Start a transaction (instantiate an `NdbTransaction` object).
2. Add and define operations associated with the transaction using instances of one or more of the `NdbOperation`, `NdbScanOperation`, `NdbIndexOperation`, and `NdbIndexScanOperation` classes.
3. Execute the transaction (call `NdbTransaction::execute()`).

4. The operation can be of two different types—`Commit` or `NoCommit`:
 - If the operation is of type `NoCommit`, then the application program requests that the operation portion of a transaction be executed, but without actually committing the transaction. Following the execution of a `NoCommit` operation, the program can continue to define additional transaction operations for later execution.

`NoCommit` operations can also be rolled back by the application.
 - If the operation is of type `Commit`, then the transaction is immediately committed. The transaction must be closed after it has been committed (even if the commit fails), and no further operations can be added to or defined for this transaction.
- See `NdbTransaction::ExecType`.

1.4.2.2 Synchronous Transactions

Synchronous transactions are defined and executed as follows:

1. Begin (create) the transaction, which is referenced by an `NdbTransaction` object typically created using `Ndb::startTransaction()`. At this point, the transaction is merely being defined; it is not yet sent to the NDB kernel.
2. Define operations and add them to the transaction, using one or more of the following, along with the appropriate methods of the respective `NdbOperation` class (or possibly one or more of its subclasses):
 - `NdbTransaction::getNdbOperation()`
 - `NdbTransaction::getNdbScanOperation()`
 - `NdbTransaction::getNdbIndexOperation()`
 - `NdbTransaction::getNdbIndexScanOperation()`

At this point, the transaction has still not yet been sent to the NDB kernel.

3. Execute the transaction, using the `NdbTransaction::execute()` method.
4. Close the transaction by calling `Ndb::closeTransaction()`.

For an example of this process, see [Section 2.5.2, “NDB API Example Using Synchronous Transactions”](#).

To execute several synchronous transactions in parallel, you can either use multiple `Ndb` objects in several threads, or start multiple application programs.

1.4.2.3 Operations

An `NdbTransaction` consists of a list of operations, each of which is represented by an instance of `NdbOperation`, `NdbScanOperation`, `NdbIndexOperation`, or `NdbIndexScanOperation` (that is, of `NdbOperation` or one of its child classes).

See [NDB Access Types](#), for general information about NDB Cluster access operation types.

NDB Access Types

The data node process has a number of simple constructs which are used to access the data in an NDB Cluster. We have created a very simple benchmark to check the performance of each of these.

There are four access methods:

- **Primary key access.** This is access of a record through its primary key. In the simplest case, only one record is accessed at a time, which means that the full cost of setting up a number of TCP/IP messages and a number of costs for context switching are borne by this single request. In the case where multiple primary key accesses are sent in one batch, those accesses share the cost of setting up the necessary TCP/IP messages and context switches. If the TCP/IP messages are for different destinations, additional TCP/IP messages need to be set up.
- **Unique key access.** Unique key accesses are similar to primary key accesses, except that a unique key access is executed as a read on an index table followed by a primary key access on the table. However, only one request is sent from the MySQL Server, and the read of the index table is handled by the data node. Such requests also benefit from batching.
- **Full table scan.** When no indexes exist for a lookup on a table, a full table scan is performed. This is sent as a single request to the `ndbd` process, which then divides the table scan into a set of parallel scans on all `NDB` data node processes.
- **Range scan using ordered index.** When an ordered index is used, it performs a scan in the same manner as the full table scan, except that it scans only those records which are in the range used by the query transmitted by the MySQL server (SQL node). All partitions are scanned in parallel when all bound index attributes include all attributes in the partitioning key.

Single-row operations

After the operation is created using `NdbTransaction::getNdbOperation()` or `NdbTransaction::getNdbIndexOperation()`, it is defined in the following three steps:

1. Specify the standard operation type using `NdbOperation::readTuple()`.
2. Specify search conditions using `NdbOperation::equal()`.
3. Specify attribute actions using `NdbOperation::getValue()`.

Here are two brief examples illustrating this process. For the sake of brevity, we omit error handling.

This first example uses an `NdbOperation`:

```
// 1. Retrieve table object
myTable= myDict->getTable("MYTABLENAME");

// 2. Create an NdbOperation on this table
myOperation= myTransaction->getNdbOperation(myTable);

// 3. Define the operation's type and lock mode
myOperation->readTuple(NdbOperation::LM_Read);

// 4. Specify search conditions
myOperation->equal("ATTR1", i);

// 5. Perform attribute retrieval
myRecAttr= myOperation->getValue("ATTR2", NULL);
```

For additional examples of this sort, see [Section 2.5.2, “NDB API Example Using Synchronous Transactions”](#).

The second example uses an `NdbIndexOperation`:

```
// 1. Retrieve index object
myIndex= myDict->getIndex("MYINDEX", "MYTABLENAME");

// 2. Create
myOperation= myTransaction->getNdbIndexOperation(myIndex);

// 3. Define type of operation and lock mode
myOperation->readTuple(NdbOperation::LM_Read);
```

```
// 4. Specify Search Conditions
myOperation->equal("ATTR1", i);

// 5. Attribute Actions
myRecAttr = myOperation->getValue("ATTR2", NULL);
```

Another example of this second type can be found in [Section 2.5.6, “NDB API Example: Using Secondary Indexes in Scans”](#).

We now discuss in somewhat greater detail each step involved in the creation and use of synchronous transactions.

1. **Define single row operation type.** The following operation types are supported:

- `NdbOperation::insertTuple()`: Inserts a nonexisting tuple.
- `NdbOperation::writeTuple()`: Updates a tuple if one exists, otherwise inserts a new tuple.
- `NdbOperation::updateTuple()`: Updates an existing tuple.
- `NdbOperation::deleteTuple()`: Deletes an existing tuple.
- `NdbOperation::readTuple()`: Reads an existing tuple using the specified lock mode.

All of these operations operate on the unique tuple key. When `NdbIndexOperation` is used, then each of these operations operates on a defined unique hash index.



Note

If you want to define multiple operations within the same transaction, then you need to call `NdbTransaction::getNdbOperation()` or `NdbTransaction::getNdbIndexOperation()` for each operation.

2. **Specify Search Conditions.** The search condition is used to select tuples. Search conditions are set using `NdbOperation::equal()`.

3. **Specify Attribute Actions.** Next, it is necessary to determine which attributes should be read or updated. It is important to remember that:

- Deletes can neither read nor set values, but only delete them.
- Reads can only read values.
- Updates can only set values. Normally the attribute is identified by name, but it is also possible to use the attribute's identity to determine the attribute.

`NdbOperation::getValue()` returns an `NdbRecAttr` object containing the value as read. To obtain the actual value, one of two methods can be used; the application can either

- Use its own memory (passed through a pointer `aValue`) to `NdbOperation::getValue()`, or
- receive the attribute value in an `NdbRecAttr` object allocated by the NDB API.

The `NdbRecAttr` object is released when `Ndb::closeTransaction()` is called. For this reason, the application cannot reference this object following any subsequent call to `Ndb::closeTransaction()`. Attempting to read data from an `NdbRecAttr` object before calling `NdbTransaction::execute()` yields an undefined result.

Scan Operations

Scans are roughly the equivalent of SQL cursors, providing a means to perform high-speed row processing. A scan can be performed on either a table (using an `NdbScanOperation`) or an ordered index (by means of an `NdbIndexScanOperation`).

Scan operations have the following characteristics:

- They can perform read operations which may be shared, exclusive, or dirty.
- They can potentially work with multiple rows.
- They can be used to update or delete multiple rows.
- They can operate on several nodes in parallel.

After the operation is created using `NdbTransaction::getNdbScanOperation()` or `NdbTransaction::getNdbIndexScanOperation()`, it is carried out as follows:

1. Define the standard operation type, using `NdbScanOperation::readTuples()`.



Note

See `NdbScanOperation::readTuples()`, for additional information about deadlocks which may occur when performing simultaneous, identical scans with exclusive locks.

2. Specify search conditions, using `NdbScanFilter`, `NdbIndexScanOperation::setBound()`, or both.
3. Specify attribute actions using `NdbOperation::getValue()`.
4. Execute the transaction using `NdbTransaction::execute()`.
5. Traverse the result set by means of successive calls to `NdbScanOperation::nextResult()`.

Here are two brief examples illustrating this process. Once again, in order to keep things relatively short and simple, we forego any error handling.

This first example performs a table scan using an `NdbScanOperation`:

```
// 1. Retrieve a table object
myTable= myDict->getTable("MYTABLENAME");

// 2. Create a scan operation (NdbScanOperation) on this table
myOperation= myTransaction->getNdbScanOperation(myTable);

// 3. Define the operation's type and lock mode
myOperation->readTuples(NdbOperation::LM_Read);

// 4. Specify search conditions
NdbScanFilter sf(myOperation);
sf.begin(NdbScanFilter::OR);
sf.eq(0, i); // Return rows with column 0 equal to i or
sf.eq(1, i+1); // column 1 equal to (i+1)
sf.end();

// 5. Retrieve attributes
myRecAttr= myOperation->getValue("ATTR2", NULL);
```

The second example uses an `NdbIndexScanOperation` to perform an index scan:

```
// 1. Retrieve index object
myIndex= myDict->getIndex("MYORDEREDINDEX", "MYTABLENAME");

// 2. Create an operation (NdbIndexScanOperation object)
myOperation= myTransaction->getNdbIndexScanOperation(myIndex);

// 3. Define type of operation and lock mode
myOperation->readTuples(NdbOperation::LM_Read);

// 4. Specify search conditions
```

```
// All rows with ATTR1 between i and (i+1)
myOperation->setBound("ATTR1", NdbIndexScanOperation::BoundGE, i);
myOperation->setBound("ATTR1", NdbIndexScanOperation::BoundLE, i+1);

// 5. Retrieve attributes
myRecAttr = MyOperation->getValue("ATTR2", NULL);
```

Some additional discussion of each step required to perform a scan follows:

1. **Define Scan Operation Type.** It is important to remember that only a single operation is supported for each scan operation (`NdbScanOperation::readTuples()` or `NdbIndexScanOperation::readTuples()`).



Note

If you want to define multiple scan operations within the same transaction, then you need to call `NdbTransaction::getNdbScanOperation()` or `NdbTransaction::getNdbIndexScanOperation()` separately for *each* operation.

2. **Specify Search Conditions.** The search condition is used to select tuples. If no search condition is specified, the scan will return all rows in the table. The search condition can be an `NdbScanFilter` (which can be used on both `NdbScanOperation` and `NdbIndexScanOperation`) or bounds (which can be used only on index scans - see `NdbIndexScanOperation::setBound()`). An index scan can use both `NdbScanFilter` and bounds.



Note

When `NdbScanFilter` is used, each row is examined, whether or not it is actually returned. However, when using bounds, only rows within the bounds will be examined.

3. **Specify Attribute Actions.** Next, it is necessary to define which attributes should be read. As with transaction attributes, scan attributes are defined by name, but it is also possible to use the attributes' identities to define attributes as well. As discussed elsewhere in this document (see [Section 1.4.2.2, "Synchronous Transactions"](#)), the value read is returned by the `NdbOperation::getValue()` method as an `NdbRecAttr` object.

Using Scans to Update or Delete Rows

Scanning can also be used to update or delete rows. This is performed as follows:

1. Scanning with exclusive locks using `NdbOperation::LM_Exclusive`.
2. (*When iterating through the result set.*) For each row, optionally calling either `NdbScanOperation::updateCurrentTuple()` or `NdbScanOperation::deleteCurrentTuple()`.
3. (*If performing `NdbScanOperation::updateCurrentTuple()`*) Setting new values for records simply by using `NdbOperation::setValue()`. `NdbOperation::equal()` should not be called in such cases, as the primary key is retrieved from the scan.



Important

The update or delete is not actually performed until the next call to `NdbTransaction::execute()` is made, just as with single row operations. `NdbTransaction::execute()` also must be called before any locks are released; for more information, see [Lock Handling with Scans](#).

Features Specific to Index Scans. When performing an index scan, it is possible to scan only a subset of a table using `NdbIndexScanOperation::setBound()`. In addition, result sets can be

sorted in either ascending or descending order, using `NdbIndexScanOperation::readTuples()`. Note that rows are returned unordered by default unless `sorted` is set to `true`.

It is also important to note that, when using `NdbIndexScanOperation::BoundEQ` (see `NdbIndexScanOperation::BoundType`) with a partition key, only fragments containing rows will actually be scanned. Finally, when performing a sorted scan, any value passed as the `NdbIndexScanOperation::readTuples()` method's `parallel` argument will be ignored and maximum parallelism will be used instead. In other words, all fragments which it is possible to scan are scanned simultaneously and in parallel in such cases.

Lock Handling with Scans

Performing scans on either a table or an index has the potential to return a great many records; however, Ndb locks only a predetermined number of rows per fragment at a time. The number of rows locked per fragment is controlled by the batch parameter passed to `NdbScanOperation::readTuples()`.

In order to enable the application to handle how locks are released, `NdbScanOperation::nextResult()` has a Boolean parameter `fetchAllowed`. If `NdbScanOperation::nextResult()` is called with `fetchAllowed` equal to `false`, then no locks may be released as result of the function call. Otherwise the locks for the current batch may be released.

This next example shows a scan delete that handles locks in an efficient manner. For the sake of brevity, we omit error-handling.

```
int check;

// Outer loop for each batch of rows
while((check = MyScanOperation->nextResult(true)) == 0)
{
    do
    {
        // Inner loop for each row within the batch
        MyScanOperation->deleteCurrentTuple();
    }
    while((check = MyScanOperation->nextResult(false)) == 0);

    // When there are no more rows in the batch, execute all defined deletes
    MyTransaction->execute(NoCommit);
}
```

For a more complete example of a scan, see [Section 2.5.5, "NDB API Basic Scanning Example"](#).

Error Handling

Errors can occur either when operations making up a transaction are being defined, or when the transaction is actually being executed. Catching and handling either sort of error requires testing the value returned by `NdbTransaction::execute()`, and then, if an error is indicated (that is, if this value is equal to `-1`), using the following two methods in order to identify the error's type and location:

- `NdbTransaction::getNdbErrorOperation()` returns a reference to the operation causing the most recent error.
- `NdbTransaction::getNdbErrorLine()` yields the method number of the erroneous method in the operation, starting with 1.

This short example illustrates how to detect an error and to use these two methods to identify it:

```
theTransaction = theNdb->startTransaction();
theOperation = theTransaction->getNdbOperation("TEST_TABLE");
if(theOperation == NULL)
    goto error;
```

```

theOperation->readTuple(NdbOperation::LM_Read);
theOperation->setValue("ATTR_1", at1);
theOperation->setValue("ATTR_2", at1); // Error occurs here
theOperation->setValue("ATTR_3", at1);
theOperation->setValue("ATTR_4", at1);

if(theTransaction->execute(Commit) == -1)
{
    errorLine = theTransaction->getNdbErrorLine();
    errorOperation = theTransaction->getNdbErrorOperation();
}

```

Here, `errorLine` is 3, as the error occurred in the third method called on the `NdbOperation` object (in this case, `theOperation`). If the result of `NdbTransaction::getNdbErrorLine()` is 0, then the error occurred when the operations were executed. In this example, `errorOperation` is a pointer to the object `theOperation`. The `NdbTransaction::getNdbError()` method returns an `NdbError` object providing information about the error.



Note

Transactions are *not* automatically closed when an error occurs. You must call `Ndb::closeTransaction()` or `NdbTransaction::close()` to close the transaction.

See `Ndb::closeTransaction()`, and `NdbTransaction::close()`.

One recommended way to handle a transaction failure (that is, when an error is reported) is as shown here:

1. Roll back the transaction by calling `NdbTransaction::execute()` with a special `ExecType` value for the `type` parameter.

See `NdbTransaction::execute()` and `NdbTransaction::ExecType`, for more information about how this is done.

2. Close the transaction by calling `NdbTransaction::close()`.
3. If the error was temporary, attempt to restart the transaction.

Several errors can occur when a transaction contains multiple operations which are simultaneously executed. In this case the application must go through all operations and query each of their `NdbError` objects to find out what really happened.



Important

Errors can occur even when a commit is reported as successful. In order to handle such situations, the NDB API provides an additional `NdbTransaction::commitStatus()` method to check the transaction's commit status.

See `NdbTransaction::commitStatus()`.

1.4.3 Review of NDB Cluster Concepts

This section covers the NDB Kernel, and discusses NDB Cluster transaction handling and transaction coordinators. It also describes NDB record structures and concurrency issues.

The *NDB Kernel* is the collection of data nodes belonging to an NDB Cluster. The application programmer can for most purposes view the set of all storage nodes as a single entity. Each data node is made up of three main components:

- **TC:** The transaction coordinator.

- **ACC:** The index storage component.
- **TUP:** The data storage component.

When an application executes a transaction, it connects to one transaction coordinator on one data node. Usually, the programmer does not need to specify which TC should be used, but in some cases where performance is important, the programmer can provide “hints” to use a certain TC. (If the node with the desired transaction coordinator is down, then another TC will automatically take its place.)

Each data node has an ACC and a TUP which store the indexes and data portions of the database table fragment. Even though a single TC is responsible for the transaction, several ACCs and TUPs on other data nodes might be involved in that transaction's execution.

1.4.3.1 Selecting a Transaction Coordinator

The default method is to select the transaction coordinator (TC) determined to be the "nearest" data node, using a heuristic for proximity based on the type of transporter connection. In order of nearest to most distant, these are:

1. SHM
2. TCP/IP (localhost)
3. TCP/IP (remote host)

If there are several connections available with the same proximity, one is selected for each transaction in a round-robin fashion. Optionally, you may set the method for TC selection to round-robin mode, where each new set of transactions is placed on the next data node. The pool of connections from which this selection is made consists of all available connections.

As noted in [Section 1.4.3, “Review of NDB Cluster Concepts”](#), the application programmer can provide hints to the NDB API as to which transaction coordinator should be used. This is done by providing a table and a partition key (usually the primary key). If the primary key is the partition key, then the transaction is placed on the node where the primary fragment replica of that record resides. Note that this is only a hint; the system can be reconfigured at any time, in which case the NDB API chooses a transaction coordinator without using the hint. For more information, see [Column::getPartitionKey\(\)](#), and [Ndb::startTransaction\(\)](#).

The application programmer can specify the partition key from SQL by using the following construct:

```
CREATE TABLE ... ENGINE=NDB PARTITION BY KEY (attribute_list);
```

For additional information, see [Partitioning](#), and in particular [KEY Partitioning](#), in the MySQL Manual.

1.4.3.2 NDB Record Structure

The NDB storage engine used by NDB Cluster is a relational database engine storing records in tables as with other relational database systems. Table rows represent records as tuples of relational data. When a new table is created, its attribute schema is specified for the table as a whole, and thus each table row has the same structure. Again, this is typical of relational databases, and NDB is no different in this regard.

Primary Keys. Each record has from 1 up to 32 attributes which belong to the primary key of the table.

Transactions. Transactions are committed first to main memory, and then to disk, after a global checkpoint (GCP) is issued. Since all data are (in most NDB Cluster configurations) synchronously replicated and stored on multiple data nodes, the system can handle processor failures without loss of data. However, in the case of a system-wide failure, all transactions (committed or not) occurring since the most recent GCP are lost.

Concurrency Control.

NDB uses *pessimistic concurrency control* based on locking. If a requested lock (implicit and depending on database operation) cannot be attained within a specified time, then a timeout error results.

Concurrent transactions as requested by parallel application programs and thread-based applications can sometimes deadlock when they try to access the same information simultaneously. Thus, applications need to be written in a manner such that timeout errors occurring due to such deadlocks are handled gracefully. This generally means that the transaction encountering a timeout should be rolled back and restarted.

Hints and Performance.

Placing the transaction coordinator in close proximity to the actual data used in the transaction can in many cases improve performance significantly. This is particularly true for systems using TCP/IP. For example, a Solaris system using a single 500 MHz processor has a cost model for TCP/IP communication which can be represented by the formula

```
[30 microseconds] + ([100 nanoseconds] * [number of bytes])
```

This means that if we can ensure that we use “popular” links we increase buffering and thus drastically reduce the costs of communication.

A simple example would be an application that uses many simple updates where a transaction needs to update one record. This record has a 32-bit primary key which also serves as the partitioning key. Then the `keyData` is used as the address of the integer of the primary key and `keyLen` is 4.

1.4.4 The Adaptive Send Algorithm

Discusses the mechanics of transaction handling and transmission in NDB Cluster and the NDB API, and the objects used to implement these.

When transactions are sent using `NdbTransaction::execute()`, they are not immediately transferred to the NDB Kernel. Instead, transactions are kept in a special send list (buffer) in the `Ndb` object to which they belong. The adaptive send algorithm decides when transactions should actually be transferred to the NDB kernel.

The NDB API is designed as a multithreaded interface, and so it is often desirable to transfer database operations from more than one thread at a time. The NDB API keeps track of which `Ndb` objects are active in transferring information to the NDB kernel and the expected number of threads to interact with the NDB kernel. Note that a given instance of `Ndb` should be used in at most one thread; different threads should *not* share the same `Ndb` object.

There are four conditions leading to the transfer of database operations from `Ndb` object buffers to the NDB kernel:

1. The NDB Transporter (TCP/IP or shared memory) decides that a buffer is full and sends it off. The buffer size is implementation-dependent and may change between NDB Cluster releases. When TCP/IP is the transporter, the buffer size is usually around 64 KB. Since each `Ndb` object provides a single buffer per data node, the notion of a “full” buffer is local to each data node.
2. The accumulation of statistical data on transferred information may force sending of buffers to all storage nodes (that is, when all the buffers become full).
3. Every 10 milliseconds, a special transmission thread checks whether or not any send activity has occurred. If not, then the thread will force transmission to all nodes. This means that 20 ms is the maximum amount of time that database operations are kept waiting before being dispatched. A 10-millisecond limit is likely in future releases of NDB Cluster; checks more frequent than this require additional support from the operating system.
4. For methods that are affected by the adaptive send algorithm (such as `NdbTransaction::execute()`), there is a *force* parameter that overrides its default behavior

in this regard and forces immediate transmission to all nodes. See the individual NDB API class listings for more information.

The conditions listed above are subject to change in future releases of NDB Cluster.

1.5 Application-level partitioning

There is no restriction against instantiating multiple `Ndb_cluster_connection` objects representing connections to different management servers in a single application, nor against using these for creating multiple instances of the `Ndb` class. Such `Ndb_cluster_connection` objects (and the `Ndb` instances based on them) are not required even to connect to the same cluster.

For example, it is entirely possible to perform *application-level partitioning* of data in such a manner that data meeting one set of criteria are “handed off” to one cluster using an `Ndb` object that makes use of an `Ndb_cluster_connection` object representing a connection to that cluster, while data not meeting those criteria (or perhaps a different set of criteria) can be sent to a different cluster through a different instance of `Ndb` that makes use of an `Ndb_cluster_connection` “pointing” to the second cluster.

It is possible to extend this scenario to develop a single application that accesses an arbitrary number of clusters. However, in doing so, the following conditions and requirements must be kept in mind:

- A cluster management server (`ndb_mgmd`) can connect to one and only one cluster without being restarted and reconfigured, as it must read the data telling it which data nodes make up the cluster from a configuration file (`config.ini`).
- An `Ndb_cluster_connection` object “belongs” to a single management server whose host name or IP address is used in instantiating this object (passed as the `connection_string` argument to its constructor); once the object is created, it cannot be used to initiate a connection to a different management server.

(See [Ndb_cluster_connection Class Constructor](#).)

- An `Ndb` object making use of this connection (`Ndb_cluster_connection`) cannot be re-used to connect to a different cluster management server (and thus to a different collection of data nodes making up a cluster). Any given instance of `Ndb` is bound to a specific `Ndb_cluster_connection` when created, and that `Ndb_cluster_connection` is in turn bound to a single and unique management server when it is instantiated.

(See [Ndb Class Constructor](#).)

- The bindings previously described persist for the lifetimes of the `Ndb` and `Ndb_cluster_connection` objects in question.

Therefore, it is imperative in designing and implementing any application that accesses multiple clusters in a single session, that a separate set of `Ndb_cluster_connection` and `Ndb` objects be instantiated for connecting to each cluster management server, and that no confusion arises as to which of these is used to access which NDB Cluster.

It is also important to keep in mind that no direct “sharing” of data or data nodes between different clusters is possible. A data node can belong to one and only one cluster, and any movement of data between clusters must be accomplished on the application level.

For examples demonstrating how connections to two different clusters can be made and used in a single application, see [Section 2.5.3, “NDB API Example Using Synchronous Transactions and Multiple Clusters”](#), and [Section 3.6.2, “MGM API Event Handling with Multiple Clusters”](#).

1.6 Using NdbInterpretedCode

The next few sections provide information about performing different types of operations with `NdbInterpretedCode` methods, including resource usage.

- [NdbInterpretedCode Methods for Loading Values into Registers](#)
- [NdbInterpretedCode Methods for Copying Values Between Registers and Table Columns](#)
- [NdbInterpretedCode Register Arithmetic Methods](#)
- [NdbInterpretedCode: Labels and Branching](#)
- [Register-Based NdbInterpretedCode Branch Operations](#)
- [Column-Based NdbInterpretedCode Branch Operations](#)
- [Pattern-Based NdbInterpretedCode Branch Operations](#)
- [NdbInterpretedCode Bitwise Comparison Operations](#)
- [NdbInterpretedCode Result Handling Methods](#)
- [NdbInterpretedCode Convenience Methods](#)
- [Using Subroutines with NdbInterpretedCode](#)
- [NdbInterpretedCode Utility Methods](#)

NdbInterpretedCode Methods for Loading Values into Registers

The methods described in this section are used to load constant values into `NdbInterpretedCode` program registers. The space required by each of these methods is shown in the following table:

Table 1.1 NdbInterpretedCode methods used to load constant values into NdbInterpretedCode program registers, with required buffer and request message space.

Method	Buffer (words)	Request message (words)
<code>load_const_null()</code>	1	1
<code>load_const_u16()</code>	1	1
<code>load_const_u32()</code>	2	2
<code>load_const_u64()</code>	3	3

NdbInterpretedCode Methods for Copying Values Between Registers and Table Columns

`NdbInterpretedCode` provides two methods for copying values between a column in the current table row and a program register. The `read_attr()` method is used to copy a table column value into a program register; `write_attr()` is used to copy a value from a program register into a table column. Both of these methods require that the table being operated on was specified when creating the `NdbInterpretedCode` object for which they are called.

The space required by each of these methods is shown in the following table:

Table 1.2 NdbInterpretedCode methods used to copy values between registers and table columns, with required buffer and request message space.

Method	Buffer (words)	Request message (words)
<code>read_attr()</code>	1	1
<code>write_attr()</code>	1	1

For more information, see [NdbInterpretedCode::read_attr\(\)](#), and [NdbInterpretedCode::write_attr\(\)](#).

NdbInterpretedCode Register Arithmetic Methods

`NdbInterpretedCode` provides two methods for performing arithmetic operations on registers. Using `add_reg()`, you can load the sum of two registers into another register; `sub_reg()` lets you load the difference of two registers into another register.

The space required by each of these methods is shown in the following table:

Table 1.3 NdbInterpretedCode methods used to perform arithmetic operations on registers, with required buffer and request message space.

Method	Buffer (words)	Request message (words)
<code>add_reg()</code>	1	1
<code>sub_reg()</code>	1	1

For more information, see [NdbInterpretedCode::add_reg\(\)](#), and [NdbInterpretedCode::sub_reg\(\)](#).

NdbInterpretedCode: Labels and Branching

The `NdbInterpretedCode` class lets you define labels within interpreted programs and provides a number of methods for performing jumps to these labels based on any of the following types of conditions:

- Comparison between two register values
- Comparison between a column value and a given constant
- Whether or not a column value matches a given pattern

To define a label, use the `def_label()` method.

To perform an unconditional jump to a label, use the `branch_label()` method.

To perform a jump to a given label based on a comparison of register values, use one of the `branch_*()` methods (`branch_ge()`, `branch_gt()`, `branch_le()`, `branch_lt()`, `branch_eq()`, `branch_ne()`, `branch_ne_null()`, or `branch_eq_null()`). See [Register-Based NdbInterpretedCode Branch Operations](#).

To perform a jump to a given label based on a comparison of table column values, use one of the `branch_col_*()` methods (`branch_col_ge()`, `branch_col_gt()`, `branch_col_le()`, `branch_col_lt()`, `branch_col_eq()`, `branch_col_ne()`, `branch_col_ne_null()`, or `branch_col_eq_null()`). See [Column-Based NdbInterpretedCode Branch Operations](#).

To perform a jump based on pattern-matching of a table column value, use one of the methods `branch_col_like()` or `branch_col_notlike()`. See [Pattern-Based NdbInterpretedCode Branch Operations](#).

Register-Based NdbInterpretedCode Branch Operations

Most of these are used to branch based on the results of register-to-register comparisons. There are also two methods used to compare a register value with `NULL`. All of these methods require as a parameter a label defined using the `def_label()` method.

These methods can be thought of as performing the following logic:

```
if(register_value1 condition register_value2)
```

```
goto Label
```

The space required by each of these methods is shown in the following table:

Table 1.4 Register-based NdbInterpretedCode branch methods, with required buffer and request message space.

Method	Buffer (words)	Request message (words)
<code>branch_ge()</code>	1	1
<code>branch_gt()</code>	1	1
<code>branch_le()</code>	1	1
<code>branch_lt()</code>	1	1
<code>branch_eq()</code>	1	1
<code>branch_ne()</code>	1	1
<code>branch_ne_null()</code>	1	1
<code>branch_eq_null()</code>	1	1

Column-Based NdbInterpretedCode Branch Operations

The methods described in this section are used to perform branching based on a comparison between a table column value and a given constant value. Each of these methods expects the attribute ID of the column whose value is to be tested rather than a reference to a `Column` object.

These methods, with the exception of `branch_col_eq_null()` and `branch_col_ne_null()`, can be thought of as performing the following logic:

```
if(constant_value condition column_value)
  goto Label
```

In each case (once again excepting `branch_col_eq_null()` and `branch_col_ne_null()`), the arbitrary constant is the first parameter passed to the method.

The space requirements for each of these methods is shown in the following table, where L represents the length of the constant value:

Table 1.5 Column-based NdbInterpretedCode branch methods, with required buffer and request message space.

Method	Buffer (words)	Request message (words)
<code>branch_col_eq_null()</code>	2	2
<code>branch_col_ne_null()</code>	2	2
<code>branch_col_eq()</code>	2	$2 + \text{CEIL}(L / 8)$
<code>branch_col_ne()</code>	2	$2 + \text{CEIL}(L / 8)$
<code>branch_col_lt()</code>	2	$2 + \text{CEIL}(L / 8)$
<code>branch_col_le()</code>	2	$2 + \text{CEIL}(L / 8)$
<code>branch_col_gt()</code>	2	$2 + \text{CEIL}(L / 8)$
<code>branch_col_ge()</code>	2	$2 + \text{CEIL}(L / 8)$



Note

The expression $\text{CEIL}(L / 8)$ is the number of whole 8-byte words required to hold the constant value to be compared.

Pattern-Based NdbInterpretedCode Branch Operations

The `NdbInterpretedCode` class provides two methods which can be used to branch based on a comparison between a column containing character data (that is, a `CHAR`, `VARCHAR`, `BINARY`, or `VARBINARY` column) and a regular expression pattern.

The pattern syntax supported by the regular expression is the same as that supported by the MySQL Server's `LIKE` and `NOT LIKE` operators, including the `_` and `%` metacharacters. For more information about these, see [String Comparison Functions and Operators](#).



Note

This is the same regular expression pattern syntax that is supported by `NdbScanFilter`; see `NdbScanFilter::cmp()`, for more information.

The table being operated upon must be supplied when the `NdbInterpretedCode` object is instantiated. The regular expression pattern should be in plain `CHAR` format, even if the column is actually a `VARCHAR` (in other words, there should be no leading length bytes).

These functions behave as shown here:

```
if (column_value [NOT] LIKE pattern)
    goto Label;
```

The space requirements for these methods are shown in the following table, where *L* represents the length of the constant value:

Table 1.6 Pattern-based NdbInterpretedCode branch methods, with required buffer and request message space.

Method	Buffer (words)	Request message (words)
<code>branch_col_like()</code>	2	$2 + \text{CEIL}(L / 8)$
<code>branch_col_notlike()</code>	2	$2 + \text{CEIL}(L / 8)$



Note

The expression $\text{CEIL}(L / 8)$ is the number of whole 8-byte words required to hold the constant value to be compared.

NdbInterpretedCode Bitwise Comparison Operations

These instructions are used to branch based on the result of a logical `AND` comparison between a `BIT` column value and a bitmask pattern.

Use of these methods requires that the table being operated upon was supplied when the `NdbInterpretedCode` object was constructed. The mask value should be the same size as the bit column being compared. `BIT` values are passed into and out of the NDB API as 32-bit words with bits set in order from the least significant bit to the most significant bit. The endianness of the platform on which the instructions are executed controls which byte contains the least significant bits. On x86, this is the first byte (byte 0); on SPARC and PPC, it is the last byte.

The buffer length and the request length for each of the methods listed here each requires an amount of space equal to 2 words plus the column width rounded (up) to the nearest whole word:

- `branch_col_and_mask_eq_mask()`
- `branch_col_and_mask_ne_mask()`
- `branch_col_and_mask_eq_zero()`

- `branch_col_and_mask_ne_zero()`

NdbInterpretedCode Result Handling Methods

The methods described in this section are used to tell the interpreter that processing of the current row is complete, and—in the case of scans—whether or not to include this row in the results of the scan.

The space requirements for these methods are shown in the following table, where L represents the length of the constant value:

Table 1.7 NdbInterpretedCode result handling methods, with required buffer and request message space.

Method	Buffer (words)	Request message (words)
<code>interpret_exit_ok()</code>	1	1
<code>interpret_exit_nok()</code>	1	1
<code>interpret_exit_last_row()</code>	1	1

NdbInterpretedCode Convenience Methods

The methods described in this section can be used to insert multiple instructions (using specific registers) into an interpreted program.



Important

In addition to updating the table column, these methods use interpreter registers 6 and 7, replacing any existing contents of register 6 with the original column value and any existing contents of register 7 with the modified column value. The table itself must be previously defined when instantiating the `NdbInterpretedCode` object for which the method is invoked.

The space requirements for these methods are shown in the following table, where L represents the length of the constant value:

Table 1.8 NdbInterpretedCode convenience methods, with required buffer and request message space.

Method	Buffer (words)	Request message (words)
<code>add_val()</code>	4	1; if the supplied value $\geq 2^{16}$: 2; if $\geq 2^{32}$: 3
<code>sub_val()</code>	4	1; if the supplied value $\geq 2^{16}$: 2; if $\geq 2^{32}$: 3

Using Subroutines with NdbInterpretedCode

`NdbInterpretedCode` supports subroutines which can be invoked from within interpreted programs, with each subroutine being identified by a unique number. Subroutines can be defined only following all main program instructions.



Important

Numbers used to identify subroutines must be contiguous; however, they do not have to be in any particular order.

- The beginning of a subroutine is indicated by invoking the `def_sub()` method;

- `ret_sub()` terminates the subroutine; all instructions following the call to `def_sub()` belong to the subroutine until it is terminated using this method.
- A subroutine is called using the `call_sub()` method.

Once the subroutine has completed, the program resumes execution with the instruction immediately following the one which invoked the subroutine. Subroutines can also be invoked from other subroutines; currently, the maximum subroutine stack depth is 32.

NdbInterpretedCode Utility Methods

Some additional utility methods supplied by `NdbInterpretedCode` are listed here:

- `copy()`: Copies an existing interpreted program by performing a deep copy on the associated `NdbInterpretedCode` object.
- `finalise()`: Prepares an interpreted program by resolving all branching instructions and subroutine calls.
- `getTable()`: Get a reference to the table for which the `NdbInterpretedCode` object was defined.
- `getNdbError()`: Get the most recent error associated with this `NdbInterpretedCode` object.
- `getWordsUsed()`: Obtain the number of words used from the buffer.

Chapter 2 The NDB API

Table of Contents

2.1 Getting Started with the NDB API	24
2.1.1 Compiling and Linking NDB API Programs	24
2.1.2 Connecting to the Cluster	27
2.1.3 Mapping MySQL Database Object Names and Types to NDB	28
2.2 The NDB API Class Hierarachy	33
2.3 NDB API Classes, Interfaces, and Structures	34
2.3.1 The Column Class	34
2.3.2 The Datafile Class	51
2.3.3 The Dictionary Class	56
2.3.4 The Element Structure	74
2.3.5 The Event Class	74
2.3.6 The ForeignKey Class	85
2.3.7 The HashMap Class	92
2.3.8 The Index Class	95
2.3.9 The LogfileGroup Class	102
2.3.10 The List Class	105
2.3.11 The Ndb Class	106
2.3.12 The Ndb_cluster_connection Class	129
2.3.13 The NdbBlob Class	140
2.3.14 The NdbDictionary Class	151
2.3.15 The NdbError Structure	157
2.3.16 The NdbEventOperation Class	160
2.3.17 The NdbIndexOperation Class	170
2.3.18 The NdbIndexScanOperation Class	172
2.3.19 The NdbInterpretedCode Class	178
2.3.20 The NdbOperation Class	204
2.3.21 The NdbRecAttr Class	242
2.3.22 The NdbRecord Interface	249
2.3.23 The NdbScanFilter Class	250
2.3.24 The NdbScanOperation Class	260
2.3.25 The NdbTransaction Class	272
2.3.26 The Object Class	291
2.3.27 The Table Class	295
2.3.28 The Tablespace Class	321
2.3.29 The Undofile Class	326
2.4 NDB API Errors and Error Handling	330
2.4.1 Handling NDB API Errors	331
2.4.2 NDB Error Codes: by Type	334
2.4.3 NDB Error Codes: Single Listing	400
2.4.4 NDB Error Classifications	473
2.5 NDB API Examples	474
2.5.1 Basic NDB API Examples	475
2.5.2 NDB API Example Using Synchronous Transactions	481
2.5.3 NDB API Example Using Synchronous Transactions and Multiple Clusters	486
2.5.4 NDB API Example: Handling Errors and Retrying Transactions	491
2.5.5 NDB API Basic Scanning Example	495
2.5.6 NDB API Example: Using Secondary Indexes in Scans	508
2.5.7 NDB API Example: Using NdbRecord with Hash Indexes	511
2.5.8 NDB API Example Comparing RecAttr and NdbRecord	517
2.5.9 NDB API Event Handling Example	562
2.5.10 NDB API Example: Basic BLOB Handling	566
2.5.11 NDB API Example: Handling BLOB Columns and Values Using NdbRecord	573

2.5.12 NDB API Simple Array Example	582
2.5.13 NDB API Simple Array Example Using Adapter	587
2.5.14 Timestamp2 Example	592
2.5.15 Common Files for NDB API Array Examples	596

This chapter contains information about the NDB API, which is used to write applications that access data in the [NDB storage engine](#).

2.1 Getting Started with the NDB API

This section discusses preparations necessary for writing and compiling an NDB API application.

2.1.1 Compiling and Linking NDB API Programs

This section provides information on compiling and linking NDB API applications, including requirements and compiler and linker options.

2.1.1.1 General Requirements

To use the NDB API with MySQL, you must have the `libndbclient` client library and its associated header files installed alongside the regular MySQL client libraries and headers under `install_dir/lib`. These are automatically installed when you build MySQL using `-DWITH_NDBCLUSTER=ON` or use a MySQL binary package that supports the [NDB storage engine](#).

This *Guide* is targeted for use with MySQL NDB Cluster 7.5 and later.

C and C++ language support. The following table provides information about minimum C and C++ language requirements for compiling MGM API applications, NDB API applications, and the `libndbclient` library against supported versions of NDB Cluster.

Table 2.1 Language support requirements

NDB Cluster Version	MGM API	NDB API	header files	<code>libndbclient</code>
7.5, 7.6	C99 ^a	C++98 ^b	C99 or C++98	C++03 ^c
8.0, 8.1 ^d , 8.2	C++11 ^e	C++11	C++11	C++03 ^f
8.3 and later	C99	C++11	C99 or C++11	C++17 ^{f g}

^a GCC 4.5; Clang (any version)

^b GCC 4.8.1; Clang 3.3

^c GCC 4.3; Clang (any version)

^d NDB Cluster 8.1 was a MySQL NDB Cluster Innovation release which is no longer available; it was superseded by the NDB Cluster 8.2 Innovation release.

^e GCC 4.8.1; Clang 3.3

^f In these versions, this is the same as the level of C++ language support required to compile the MySQL server.

^g GCC 8; Clang 5

For information about building MySQL and NDB Cluster from source, see [Installing MySQL from Source](#). For information about building MySQL applications against the MySQL C API, see [Building C API Client Programs](#).

2.1.1.2 Compiler Options

Header Files. In order to compile source files that use the NDB API, you must ensure that the necessary header files can be found. Header files specific to the NDB and MGM APIs are installed in the following subdirectories of the MySQL `include` directory, respectively:

- `include/mysql/storage/ndb/ndbapi`
- `include/mysql/storage/ndb/mgmapi`

Compiler Flags. The MySQL-specific compiler flags needed can be determined using the `mysql_config` utility that is part of the MySQL installation:

```
$> mysql_config --cflags
-I/usr/local/mysql/include/mysql -Wreturn-type -Wtrigraphs -W -Wformat
-Wsign-compare -Wunused -mcpu=pentium4 -march=pentium4
```

This sets the include path for the MySQL header files but not for those specific to the NDB API. The `--include` option to `mysql_config` returns the generic include path switch:

```
$> mysql_config --include
-I/usr/local/mysql/include/mysql
```

It is necessary to add the subdirectory paths explicitly, so that adding all the needed compile flags to the `CXXFLAGS` shell variable should look something like this:

```
CFLAGS="$CFLAGS "`mysql_config --cflags`
CFLAGS="$CFLAGS "`mysql_config --include`/storage/ndb
CFLAGS="$CFLAGS "`mysql_config --include`/storage/ndb/ndbapi
CFLAGS="$CFLAGS "`mysql_config --include`/storage/ndb/mgmapi
```



Tip

If you do not intend to use the NDB Cluster management functions, the last line in the previous example can be omitted. However, if you are interested in the management functions only, and do not want or need to access NDB Cluster data except from MySQL, then you can omit the line referencing the `ndbapi` directory.

2.1.1.3 Linker Options

NDB API applications must be linked against both the MySQL and NDB client libraries. The NDB client library also requires some functions from the `mystrings` library, so this must be linked in as well.

The necessary linker flags for the MySQL client library are returned by `mysql_config --libs`. For multithreaded applications you should use the `--libs_r` instead:

```
$> mysql_config --libs_r
-L/usr/local/mysql/lib/mysql -lmysqlclient_r -lz -lpthread -lcrypt
-lssl -lm -lpthread -L/usr/lib -lssl -lcrypto
```

It is now necessary only to add `-lndbclient` to `LD_FLAGS`, as shown here:

```
LD_FLAGS="$LD_FLAGS "`mysql_config --libs_r`
LD_FLAGS="$LD_FLAGS -lndbclient"
```

2.1.1.4 Using Autotools

It is often faster and simpler to use GNU autotools than to write your own makefiles. In this section, we provide an `autoconf` macro `WITH_MYSQL` that can be used to add a `--with-mysql` option to a configure file, and that automatically sets the correct compiler and linker flags for given MySQL installation.

All of the examples in this chapter include a common `mysql.m4` file defining `WITH_MYSQL`. A typical complete example consists of the actual source file and the following helper files:

- `acinclude`
- `configure.in`
- `Makefile.m4`

`automake` also requires that you provide `README`, `NEWS`, `AUTHORS`, and `ChangeLog` files; however, these can be left empty.

To create all necessary build files, run the following:

```
aclocal
autoconf
automake -a -c
configure --with-mysql=/mysql/prefix/path
```

Normally, this needs to be done only once, after which `make` will accommodate any file changes.

Example 1-1: acinclude.m4.

```
m4_include([../mysql.m4])
```

Example 1-2: configure.in.

```
AC_INIT(example, 1.0)
AM_INIT_AUTOMAKE(example, 1.0)
WITH_MYSQL()
AC_OUTPUT(Makefile)
```

Example 1-3: Makefile.am.

```
bin_PROGRAMS = example
example_SOURCES = example.cc
```

Example 1-4: WITH_MYSQL source for inclusion in acinclude.m4.

```
dnl
dnl configure.in helper macros
dnl

AC_DEFUN([WITH_MYSQL], [
  AC_MSG_CHECKING(for mysql_config executable)

  AC_ARG_WITH(mysql, [ --with-mysql=PATH path to mysql_config binary or mysql prefix dir], [
    if test -x $withval -a -f $withval
    then
      MYSQL_CONFIG=$withval
    elif test -x $withval/bin/mysql_config -a -f $withval/bin/mysql_config
    then
      MYSQL_CONFIG=$withval/bin/mysql_config
    fi
  ], [
    if test -x /usr/local/mysql/bin/mysql_config -a -f /usr/local/mysql/bin/mysql_config
    then
      MYSQL_CONFIG=/usr/local/mysql/bin/mysql_config
    elif test -x /usr/bin/mysql_config -a -f /usr/bin/mysql_config
    then
      MYSQL_CONFIG=/usr/bin/mysql_config
    fi
  ])

  if test "x$MYSQL_CONFIG" = "x"
  then
    AC_MSG_RESULT(not found)
    exit 3
  else
    AC_PROG_CC
    AC_PROG_CXX

    # add regular MySQL C flags
    ADDFLAGS=`$MYSQL_CONFIG --cflags`

    # add NDB API specific C flags
    IBASE=`$MYSQL_CONFIG --include`
    ADDFLAGS="$ADDFLAGS $IBASE/storage/ndb"
    ADDFLAGS="$ADDFLAGS $IBASE/storage/ndb/ndbapi"
    ADDFLAGS="$ADDFLAGS $IBASE/storage/ndb/mgmapi"

    CFLAGS="$CFLAGS $ADDFLAGS"
    CXXFLAGS="$CXXFLAGS $ADDFLAGS"
```

```

LD_FLAGS="$LD_FLAGS "`$MYSQL_CONFIG --libs_r`" -lndbclient"
LD_FLAGS="$LD_FLAGS "`$MYSQL_CONFIG --libs_r`" -lndbclient"

AC_MSG_RESULT($MYSQL_CONFIG)
fi
])

```

2.1.2 Connecting to the Cluster

This section covers connecting an NDB API application to an NDB Cluster.

2.1.2.1 Include Files

NDB API applications require one or more of the following include files:

- Applications accessing NDB Cluster data using the NDB API must include the file `NdbApi.hpp`.
- Applications making use of the regular MySQL client API as well as the NDB API must also include `mysql.h` (in addition to `NdbApi.hpp`).
- Applications that use NDB Cluster management functions from the MGM API need the include file `mgmapi.h`.

2.1.2.2 API Initialization and Cleanup

Before using the NDB API, it must first be initialized by calling the `ndb_init()` function.

Once an NDB API application is complete, you can call `ndb_end(0)` to perform any necessary cleanup. Keep in mind that, before you invoke this function, all `Ndb_cluster_connection` objects created in your NDB API application must be cleaned up or destroyed; otherwise, threads created when an `Ndb_cluster_connection` object's `connect()` method is invoked do not exit properly, which causes errors on application termination. When an `Ndb_cluster_connection` is created statically, you must not call `ndb_end()` in the same scope as the connection object. When the connection object is created dynamically, you can destroy it using `delete()` before calling `ndb_end()`.

Each of the functions `ndb_init()` and `ndb_end()` is defined in the file `storage/ndb/include/ndb_init.h`.



Note

It should be possible to use `fork()` in NDB API applications, but you must do so prior to calling `ndb_init()` or `my_init()` to avoid sharing of resources such as files and connections between processes.

2.1.2.3 Establishing the Connection

To establish a connection to the server, you must create an instance of `Ndb_cluster_connection`, whose constructor takes as its argument a cluster connection string. If no connection string is given, `localhost` is assumed.

The cluster connection is not actually initiated until the `Ndb_cluster_connection::connect()` method is called. When invoked without any arguments, the connection attempt is retried indefinitely, once per second, until successful. No reporting is done until the connection has been made.

By default an API node connects to the “nearest” data node. This is usually a data node running on the same machine as the nearest, due to the fact that shared memory transport can be used instead of the slower TCP/IP. This may lead to poor load distribution in some cases, so it is possible to enforce a round-robin node connection scheme by calling the `set_optimized_node_selection()` method with `0` as its argument prior to calling `connect()`.

`connect()` initiates a connection to an NDB Cluster management node only. To enable connections with data nodes, use `wait_until_ready()` after calling `connect()`; `wait_until_ready()` waits up to a given number of seconds for a connection to a data node to be established.

In the following example, initialization and connection are handled in the two functions `example_init()` and `example_end()`, which are included in subsequent examples by means of including the file `example_connection.h`.

Example 2-1: Connection example.

```
#include <stdio.h>
#include <stdlib.h>
#include <NdbApi.hpp>
#include <mysql.h>
#include <mgmapi.h>

Ndb_cluster_connection* connect_to_cluster();
void disconnect_from_cluster(Ndb_cluster_connection *c);

Ndb_cluster_connection* connect_to_cluster()
{
    Ndb_cluster_connection* c;

    if(ndb_init())
        exit(EXIT_FAILURE);

    c= new Ndb_cluster_connection();

    if(c->connect(4, 5, 1))
    {
        fprintf(stderr, "Unable to connect to cluster within 30 seconds.\n\n");
        exit(EXIT_FAILURE);
    }

    if(c->wait_until_ready(30, 0) < 0)
    {
        fprintf(stderr, "Cluster was not ready within 30 seconds.\n\n");
        exit(EXIT_FAILURE);
    }

    return c;
}

void disconnect_from_cluster(Ndb_cluster_connection *c)
{
    delete c;

    ndb_end(2);
}

int main(int argc, char* argv[])
{
    Ndb_cluster_connection *ndb_connection= connect_to_cluster();

    printf("Connection Established.\n\n");

    disconnect_from_cluster(ndb_connection);

    return EXIT_SUCCESS;
}
```

2.1.3 Mapping MySQL Database Object Names and Types to NDB

The next two sections discuss naming and other conventions followed by the NDB API with regard to MySQL database objects, as well as handling of MySQL data types in NDB API applications.

2.1.3.1 MySQL Database Object Names in the NDB API

This section discusses mapping of MySQL database objects to the NDB API.

Databases and Schemas. Databases and schemas are not represented by objects as such in the NDB API. Instead, they are modelled as attributes of `Table` and `Index` objects. The value of the `database` attribute of one of these objects is always the same as the name of the MySQL database to which the table or index belongs. The value of the `schema` attribute of a `Table` or `Index` object is always 'def' (for "default").

Tables. MySQL table names are directly mapped to NDB table names without modification. Table names starting with 'NDB\$' are reserved for internal use, as is the `SYSTAB_0` table in the `sys` database.

Indexes. There are two different type of NDB indexes:

- *Hash indexes* are unique, but not ordered.
- *B-tree indexes* are ordered, but permit duplicate values.

Names of unique indexes and primary keys are handled as follows:

- For a MySQL `UNIQUE` index, both a B-tree and a hash index are created. The B-tree index uses the MySQL name for the index; the name for the hash index is generated by appending '\$unique' to the index name.
- For a MySQL primary key only a B-tree index is created. This index is given the name `PRIMARY`. There is no extra hash; however, the uniqueness of the primary key is guaranteed by making the MySQL key the internal primary key of the NDB table.

Column Names and Values. NDB column names are the same as their MySQL names.

2.1.3.2 NDB API Handling of MySQL Data Types

This section provides information about the way in which MySQL data types are represented in NDBCLUSTER table columns and how these values can be accessed in NDB API applications.

Numeric data types. The MySQL `TINYINT`, `SMALLINT`, `INT`, and `BIGINT` data types map to NDB types having the same names and storage requirements as their MySQL counterparts.

The MySQL `FLOAT` and `DOUBLE` data types are mapped to NDB types having the same names and storage requirements.

Data types used for character data. The storage space required for a MySQL `CHAR` column is determined by the maximum number of characters and the column's character set. For most (but not all) character sets, each character takes one byte of storage. When using `utf8`, each character requires three bytes; `utf8mb4` uses up to four bytes per character. You can find the maximum number of bytes needed per character in a given character set by checking the `Maxlen` column in the output of `SHOW CHARACTER SET`.

An NDB `VARCHAR` column value maps to a MySQL `VARCHAR`, except that the first two bytes of the NDB `VARCHAR` are reserved for the length of the string. A utility function like that shown here can make a `VARCHAR` value ready for use in an NDB API application:

```
void make_ndb_varchar(char *buffer, char *str)
{
    int len = strlen(str);
    int hlen = (len > 255) ? 2 : 1;
    buffer[0] = len & 0xff;
    if( len > 255 )
        buffer[1] = (len / 256);
    strcpy(buffer+hlen, str);
}
```

You can use this function as shown here:

```
char myVal[128+1]; // Size of myVal (+1 for length)
```

```
...
make_ndb_varchar(myVal, "NDB is way cool!");
myOperation->setValue("myVal", myVal);
```

See [Section 2.5.12, “NDB API Simple Array Example”](#), for a complete example program that writes and reads `VARCHAR` and `VARBINARY` values to and from a table using the NDB API.

MySQL storage requirements for a `VARCHAR` or `VARBINARY` column depend on whether the column is stored in memory or on disk:

- For in-memory columns, the NDB storage engine supports variable-width columns with 4-byte alignment. This means that (for example) a the string `'abcde'` stored in a `VARCHAR(50)` column using the `latin1` character set requires 12 bytes—in this case, 2 bytes times 5 characters is 10, rounded up to the next even multiple of 4 yields 12.
- For Disk Data columns, `VARCHAR` and `VARBINARY` are stored as fixed-width columns. This means that each of these types requires the same amount of storage as a `CHAR` of the same size.



Note

We refer throughout this *Guide* to a column of any of MySQL's `TEXT` or `BLOB` types as a “blob column”, and its type as “blob”. NDB 7.5 and later also treats MySQL `JSON` columns as blob columns.

Each row in an NDB Cluster `BLOB` or `TEXT` column is made up of two separate parts. One of these is of fixed size (256 bytes), and is actually stored in the original table. The other consists of any data in excess of 256 bytes, which is stored in a hidden blobs table whose rows are always 2000 bytes long. This means that a record of *size* bytes in a `TEXT` or `BLOB` column requires

- 256 bytes, if `size <= 256`
- `256 + 2000 * ((size - 256) \ 2000) + 1` bytes otherwise

Temporal data types. Storage of temporal types in the NDB API depends on whether MySQL's “old” types without fractional seconds or “new” types with fractional second support are used. Support for fractional seconds was introduced in MySQL 5.6 as well as the NDB Cluster versions based on it—that is, NDB 7.3 and NDB 7.4. These and later versions of the MySQL Server and NDB Cluster use the new temporal types by default, can read and write data using the old temporal types, but cannot create tables that use the old types. See [Fractional Seconds in Time Values](#), for more information.

Because support for the old temporal types is expected be removed in a future release, you are encouraged to migrate any tables using the old temporal types to the new versions of these types. You can do this by executing a copying `ALTER TABLE` operation on any table that uses the old temporals, or by backing up and restoring any such tables.

You can see whether a given table uses the old or new temporal types by checking the output of the `ndb_desc` utility supplied with the NDB Cluster distribution. Consider a table created in a database named `test`, using the following statement, on a `mysqld` started without the `--create-old-temporals` option:

```
CREATE TABLE t1 (
  c1 DATETIME,
  c2 DATE,
  c3 TIME,
  c4 TIMESTAMP,
  c5 YEAR) ENGINE=NDB;
```

The relevant portion (the `Attributes` block) of the output of `ndb_desc` looks like this:

```
$> ndb_desc -dtest t1
...
-- Attributes --
c1 Datetime2(0) NULL AT=FIXED ST=MEMORY
```



```
c2 Date NULL AT=FIXED ST=MEMORY
c3 Time2(0) NULL AT=FIXED ST=MEMORY
c4 Timestamp2(0) NOT NULL AT=FIXED ST=MEMORY DEFAULT 0
c5 Year NULL AT=FIXED ST=MEMORY
```

The names of the new MySQL temporal types are suffixed with `2` (for example, `Datetime2`) to set them apart from the old versions of these types. Assume that we restart `mysqld` with `--create-old-temporals=ON` and then create a table `t2`, also in the `test` database, using this statement:

```
CREATE TABLE t2 (
  c1 DATETIME,
  c2 DATE,
  c3 TIME,
  c4 TIMESTAMP,
  c5 YEAR) ENGINE=NDB;
```

The output from executing `ndb_desc` on this table as shown includes the `Attributes` block shown here:

```
$> ndb_desc -dtest t2
...
-- Attributes --
c1 Datetime NULL AT=FIXED ST=MEMORY
c2 Date NULL AT=FIXED ST=MEMORY
c3 Time NULL AT=FIXED ST=MEMORY
c4 Timestamp NOT NULL AT=FIXED ST=MEMORY DEFAULT 0
c5 Year NULL AT=FIXED ST=MEMORY
```

The affected MySQL types are `TIME`, `DATETIME`, and `TIMESTAMP`. The “new” versions of these types are reflected in the NDB API as `Time2`, `Datetime2`, and `Timestamp2`, respectively, each supporting fractional seconds with up to 6 digits of precision. The new variants use big-endian encoding of integer values which are then processed to determine the components of each temporal type.

For the fractional second part of each of these types, the precision affects the number of bytes needed, as shown in the following table:

Table 2.2 Precision of NDB API new temporal types

Precision	Bytes required	Range
0	0	—
1	1	0-9
2	1	0-99
3	2	0-999
4	2	0-9999
5	3	0-99999
6	3	0-999999

The fractional part for each of the new temporal types is stored in big-endian format—that is, with the highest order byte at the lowest address—using the necessary number of bytes.

The binary layouts of both the old and new versions of these types are described in the next few paragraphs.

Time: The “old” version of this type is stored as a 24-bit signed `int` value stored in little-endian format (lowest order byte in lowest order address). Byte 0 (bits 0-7) corresponds to hours, byte 1 (bits 8-15) to minutes, and byte 2 (bits 16-23) to seconds according to this formula:

```
value = 10000 * hour
        + 100 * minute
        + second
```

Bit 23 serves as the sign bit; if this bit is set, the time value is considered negative.

Time2: This is the “new” `TIME` type, and is stored as a 3-byte big-endian encoded value plus 0 to 3 bytes for the fractional part. The integer part is encoded as shown in the following table:

Table 2.3 Time2 encoding

Bits	Meaning	Range
23	Sign bit	0-1
22	Interval	0-1
22-13	Hour	1-1023
12-7	Minute	0-63
6-0	Second	0-63

Any fractional bytes in addition to this are handled as described previously.

Date: The representation for the MySQL `DATE` type is unchanged across NDB versions, and uses a 3-byte unsigned integer stored in little-endian order. The encoding is as shown here:

Table 2.4 Date encoding

Bits	Meaning	Range
23-9	Year	0-32767
8-5	Month	0-15
4-0	Day	0-31

Datetime: The “old” MySQL `DATETIME` type is represented by a 64-bit unsigned value stored in host byte order, encoded using the following formula:

```
value = second
      + minute * 102
      + hour   * 104
      + day    * 106
      + month  * 108
      + year   * 1010
```

DateTime2: The “new” `DATETIME` is encoded as a 5-byte big-endian with an optional fractional part of 0 to 3 bytes, the fractional portion being handled as described previously. The high 5 bytes are encoded as shown here:

Table 2.5 DateTime2 encoding

Bits	Meaning	Range
23	Sign bit	0-1
22	Interval	0-1
22-13	Hour	1-1023
12-7	Minute	0-63
6-0	Second	0-63

The `YearMonth` bits are encoded as `Year = YearMonth / 13` and `Month = YearMonth % 13`.

Timestamp: The “old” version of this type uses a 32-bit unsigned value representing seconds elapsed since the Unix epoch, stored in host byte order.

Timestamp2: This is the “new” version of `TIMESTAMP`, and uses 4 bytes with big-endian encoding for the integer portion (unsigned). The optional 3-byte fractional portion is encoded as explained earlier in this section.

Additional information. More information about and examples using data types as expressed in the NDB API can be found in `ndb/src/common/util/NdbSqlUtil.cpp`. In addition, see

Section 2.5.14, “Timestamp2 Example”, which provides an example of a simple NDB API application that makes use of the `Timestamp2` data type.

2.2 The NDB API Class Hierararchy

This section provides a hierarchical listing of all classes, interfaces, and structures exposed by the NDB API.

- `Ndb`
 - `Key_part_ptr`
 - `PartitionSpec`
- `NdbBlob`
- `Ndb_cluster_connection`
- `NdbDictionary`
 - `AutoGrowSpecification`
 - `Dictionary`
 - `List`
 - `Element`
- `Column`
- `Object`
 - `Datafile`
 - `Event`
 - `ForeignKey`
 - `HashMap`
 - `Index`
 - `LogfileGroup`
 - `Table`
 - `Tablespace`
 - `Undofile`
- `RecordSpecification`
- `NdbError`
- `NdbEventOperation`
- `NdbInterpretedCode`
- `NdbOperation`
 - `NdbIndexOperation`
 - `NdbScanOperation`

- [NdbIndexScanOperation](#)
 - [IndexBound](#)
 - [ScanOptions](#)
- [GetValueSpec](#)
- [SetValueSpec](#)
- [OperationOptions](#)
- [NdbRecAttr](#)
- [NdbRecord](#)
- [NdbScanFilter](#)
- [NdbTransaction](#)

2.3 NDB API Classes, Interfaces, and Structures

This section provides a detailed listing of all classes, interfaces, and structures defined in the [NDB API](#).

Each listing includes the following information:

- Description and purpose of the class, interface, or structure.
- Pointers, where applicable, to parent and child classes.
- Detailed listings of all public members, including descriptions of all method parameters and type values.

Class, interface, and structure descriptions are provided in alphabetical order. For a hierarchical listing, see [Section 2.2, “The NDB API Class Hierarchy”](#).

2.3.1 The Column Class

This section provides information about the [Column](#) class, which models a column in an [NDBCLUSTER](#) table.

- [Column Class Overview](#)
- [Column::ArrayType](#)
- [Column Constructor](#)
- [Column::equal\(\)](#)
- [Column::getArrayType\(\)](#)
- [Column::getAutoIncrement\(\)](#)
- [Column::getCharset\(\)](#)
- [Column::getColumnNo\(\)](#)
- [Column::getDefaultvalue\(\)](#)
- [Column::getInlineSize\(\)](#)
- [Column::getLength\(\)](#)

- [Column::getName\(\)](#)
- [Column::getNullable\(\)](#)
- [Column::getPartitionKey\(\)](#)
- [Column::getPartSize\(\)](#)
- [Column::getPrecision\(\)](#)
- [Column::getPrimaryKey\(\)](#)
- [Column::getScale\(\)](#)
- [Column::getSize\(\)](#)
- [Column::getSizeInBytesForRecord\(\)](#)
- [Column::getStorageType\(\)](#)
- [Column::getStripeSize\(\)](#)
- [Column::getType\(\)](#)
- [Column::setArrayType\(\)](#)
- [Column::setAutoIncrement\(\)](#)
- [Column::setAutoIncrementInitialValue\(\)](#)
- [Column::setCharset\(\)](#)
- [Column::setDefaultValue\(\)](#)
- [Column::setInlineSize](#)
- [Column::setLength\(\)](#)
- [Column::setName\(\)](#)
- [Column::setNullable\(\)](#)
- [Column::setPartitionKey\(\)](#)
- [Column::setPartSize\(\)](#)
- [Column::setPrecision\(\)](#)
- [Column::setPrimaryKey\(\)](#)
- [Column::setScale\(\)](#)
- [Column::setStripeSize\(\)](#)
- [Column::setStorageType\(\)](#)
- [Column::setType\(\)](#)
- [Column::StorageType](#)
- [Column::Type](#)

Column Class Overview

Parent class	NdbDictionary
Child classes	<i>None</i>

Description

Each instance of `Column` is characterized by its type, which is determined by a number of type specifiers:

- Built-in type
- Array length or maximum length
- Precision and scale (*currently not in use*)
- Character set (applicable only to columns using string data types)
- Inline and part sizes (applicable only to blob columns)

These types in general correspond to MySQL data types and their variants. The data formats are same as in MySQL. The NDB API provides no support for constructing such formats; however, they are checked by the NDB kernel.

Methods

The following table lists the public methods of this class and the purpose or use of each method:

Table 2.6 Column class methods and descriptions

Method	Description
<code>Column()</code>	Class constructor; there is also a copy constructor
<code>~Column()</code>	Class destructor
<code>equal()</code>	Compares <code>Column</code> objects
<code>getArrayType()</code>	Gets the column's array type
<code>getAutoIncrement()</code>	Shows whether the column is auto-incrementing
<code>getCharset()</code>	Get the character set used by a string (text) column (not applicable to columns not storing character data)
<code>getColumnNo()</code>	Gets the column number
<code>getDefaultValue()</code>	Returns the column's default value
<code>getInlineSize()</code>	Gets the inline size of a blob column (not applicable to other column types)
<code>getLength()</code>	Gets the column's length
<code>getName()</code>	Gets the name of the column
<code>getNullable()</code>	Checks whether the column can be set to <code>NULL</code>
<code>getPartitionKey()</code>	Checks whether the column is part of the table's partitioning key
<code>getPartSize()</code>	Gets the part size of a blob column (not applicable to other column types)
<code>getPrecision()</code>	Gets the column's precision (used for decimal types only)
<code>getPrimaryKey()</code>	Check whether the column is part of the table's primary key
<code>getScale()</code>	Gets the column's scale (used for decimal types only)
<code>getSize()</code>	Gets the size of an element

Method	Description
<code>getSizeInBytesForRecord()</code>	Gets the space required for a column by <code>NdbRecord</code> , according to the column's type (added in NDB 7.4.7)
<code>getStripeSize()</code>	Gets a BLOB column's stripe size (not applicable to other column types)
<code>getStorageType()</code>	Gets the storage type used by this column
<code>getType()</code>	Gets the column's type (<code>Type</code> value)
<code>setArrayType()</code>	Sets the column's <code>ArrayType</code>
<code>setAutoIncrement()</code>	Sets the column's auto-increment flag
<code>setAutoIncrementInitialValue()</code>	Sets an auto-incrementing column's starting value
<code>setCharset()</code>	Sets the character set used by a column containing character data (not applicable to nontextual columns)
<code>setDefaultValue()</code>	Sets the column's default value
<code>setInlineSize()</code>	Sets the inline size for a blob column (not applicable to columns not of blob types)
<code>setLength()</code>	Sets the column's length
<code>setName()</code>	Sets the column's name
<code>setNullable()</code>	Toggles the column's nullability
<code>setPartitionKey()</code>	Determines whether the column is part of the table's partitioning key
<code>setPartSize()</code>	Sets the part size for a blob column (not applicable to columns not of blob types)
<code>setPrecision()</code>	Sets the column's precision (used for decimal types only)
<code>setPrimaryKey()</code>	Determines whether the column is part of the primary key
<code>setScale()</code>	Sets the column's scale (used for decimal types only)
<code>setStorageType()</code>	Sets the storage type to be used by this column
<code>setStripeSize()</code>	Sets the stripe size for a blob column (not applicable to columns not of blob types)
<code>setType()</code>	Sets the column's <code>Type</code>

Types

These are the public types of the `Column` class:

Table 2.7 Column class types and descriptione.

Type	Description
<code>ArrayType</code>	Specifies the column's internal storage format
<code>StorageType</code>	Determines whether the column is stored in memory or on disk
<code>Type</code>	The column's data type. <code>NDB</code> columns have the same data types as found in MySQL

The assignment (=) operator is overloaded for this class, so that it always performs a deep copy.



Important

Columns created using this class cannot be seen by the MySQL Server. This means that they cannot be accessed by MySQL clients, and that they cannot be replicated. For these reasons, it is often preferable to avoid working with them.

In the NDB API, column names are handled in case-sensitive fashion. (This differs from the MySQL C API.) To reduce the possibility for error, it is recommended that you name all columns consistently using uppercase or lowercase.

As with other database objects, `Column` object creation and attribute changes to existing columns done using the NDB API are not visible from MySQL. For example, if you change a column's data type using `Column::setType()`, MySQL will regard the type of column as being unchanged. The only exception to this rule with regard to columns is that you can change the name of an existing column using `Column::setName()`.

Column::ArrayType

This section provides information about the `ArrayType` data type, which represents a column's internal attribute format.

Description	The attribute storage format can be either fixed or variable.
Enumeration values	Possible values are shown, along with descriptions, in the following table:

Table 2.8 Column object ArrayType data type values and descriptions

Name	Description
<code>ArrayTypeFixed</code>	stored as a fixed number of bytes
<code>ArrayTypeShortVar</code>	stored as a variable number of bytes; uses 1 byte overhead
<code>ArrayTypeMediumVar</code>	stored as a variable number of bytes; uses 2 bytes overhead

The fixed storage format is faster but also generally requires more space than the variable format. The default is `ArrayTypeShortVar` for `Var*` types and `ArrayTypeFixed` for others. The default is usually sufficient.

Column Constructor

Description	<p>You can create a new <code>Column</code> or copy an existing one using the class constructor.</p> <p>A <code>Column</code> created using the NDB API is <i>not</i> visible to a MySQL server.</p> <p>The NDB API handles column names in case-sensitive fashion. For example, if you create a column named "myColumn", you will not be able to access it later using "Mycolumn" for the name. You can reduce the possibility for error, by naming all columns consistently using only uppercase or only lowercase.</p>
Signature	<p>You can create either a new instance of the <code>Column</code> class, or by copying an existing <code>Column</code> object. Both of these are shown here:</p> <ul style="list-style-type: none"> • Constructor for a new <code>Column</code>:


```
Column
(
    const char* name = ""
)
```

- Copy constructor:

```
Column
(
    const Column& column
)
```

Parameters

When creating a new instance of `Column`, the constructor takes a single argument, which is the name of the new column to be created. The copy constructor also takes one parameter—in this case, a reference to the `Column` instance to be copied.

Return value

A `Column` object.

Destructor

The `Column` class destructor takes no arguments and returns nothing (`void`).

`Column::equal()`

Description

This method is used to compare one `Column` with another to determine whether the two `Column` objects are the same.

Signature

```
bool equal
(
    const Column& column
) const
```

Parameters

`equal()` takes a single parameter, a reference to an instance of `Column`.

Return value

`true` if the columns being compared are equal, otherwise `false`.

`Column::getArrayType()`

Description

This method gets the column's array type.

Signature

```
ArrayType getArrayType
(
    void
) const
```

Parameters

None.

Return value

An `ArrayType`; see `Column::ArrayType` for possible values.

`Column::getAutoIncrement()`

Description

This method shows whether the column is an auto-increment column.

Signature

```
bool getAutoIncrement
(
    void
) const
```

Parameters

None.

Return value

`TRUE` if the column is an auto-increment column, `FALSE` if it is not.

`Column::getCharset()`

Description

This gets the character set used by a text column.

This method is applicable only to columns whose [Type](#) value is [Char](#), [Varchar](#), or [Text](#).

The NDB API handles column names in case-sensitive fashion; “myColumn” and “Mycolumn” are not considered to refer to the same column. It is recommended that you minimize the possibility of errors from using the wrong lettercase for column names by naming all columns consistently using only uppercase or only lowercase.

Signature

```
CHARSET_INFO* getCharset
(
    void
) const
```

Parameters

None.

Return value

A pointer to a [CHARSET_INFO](#) structure specifying both character set and collation. This is the same as a MySQL [MY_CHARSET_INFO](#) data structure; for more information, see [mysql_get_character_set_info\(\)](#), in the MySQL Manual.

Column::getColumnNo()

Description

This method gets the sequence number of a column within its containing table or index. If the column is part of an index (such as when returned by [getColumn\(\)](#)), it is mapped to its position within that index, and not within the table containing the index.

Signature

```
int getColumnNo
(
    void
) const
```

Parameters

None.

Return value

The column number as an integer.

Column::getDefaultValue()

Description

Gets a column's default value data.

To determine whether a table has any columns with default values, use [Table::hasDefaultValues\(\)](#).

Signature

```
const void* getDefaultValue
(
    unsigned int* len = 0
) const
```

Parameters

len holds either the length of the default value data, or 0 in the event that the column is nullable or has no default value.

Return value

The default value data.

Column::getInlineSize()

Description

This method retrieves the inline size of a blob column—that is, the number of initial bytes to store in the table's blob attribute. This part is normally in main memory and can be indexed.

This method is applicable only to blob columns.

Beginning with NDB 8.0.29, you can also obtain this information in the [mysql](#) client, by querying the [ndbinfo.blobs](#) table.

Signature

```
int getInlineSize
(
    void
) const
```

Parameters

None.

Return value

The blob column's inline size, as an integer.

Column::getLength()

Description

This method gets the length of a column. This is either the array length for the column or—for a variable length array—the maximum length.

Signature

```
int getLength
(
    void
) const
```

Parameters

None.

Return value

The (maximum) array length of the column, as an integer.

Column::getName()

Description

This method returns the name of the column for which it is called.

The NDB API handles column names in case-sensitive fashion. For example, if you retrieve the name “myColumn” for a given column, attempting to access this column using “Mycolumn” for the name fails with an error such as `Column is NULL` or `Table definition has undefined column`. You can reduce the possibility for error, by naming all columns consistently using only uppercase or only lowercase.

Signature

```
const char* getName
(
    void
) const
```

Parameters

None.

Return value

The name of the column.

Column::getNullable()

Description

This method is used to determine whether the column can be set to `NULL`.

Signature

```
bool getNullable
(
    void
) const
```

Parameters

None.

Return value

A Boolean value: `true` if the column can be set to `NULL`, otherwise `false`.

Column::getPartitionKey()

Description

This method is used to check whether the column is part of the table's partitioning key.

A *partitioning key* is a set of attributes used to distribute the tuples onto the data nodes. This key a hashing function specific to the [NDB](#) storage engine.

An example where this would be useful is an inventory tracking application involving multiple warehouses and regions, where it might be good to use the warehouse ID and district id as the partition key. This would place all data for a specific district and warehouse in the same storage node. Locally to each fragment the full primary key will still be used with the hashing algorithm in such a case.

For more information about partitioning, partitioning schemes, and partitioning keys in MySQL, see [Partitioning](#), in the MySQL Manual.

The only type of user-defined partitioning that is supported for use with the [NDB](#) storage engine is key partitioning, including linear key partitioning.

Signature

```
bool getPartitionKey
(
    void
) const
```

Parameters

None.

Return value

`true` if the column is part of the partitioning key for the table, otherwise `false`.

Column::getPartSize()

Description

This method is used to get the blob part size of a BLOB column—that is, the number of bytes that are stored in each tuple of the blob table.

This method is applicable to BLOB columns only.

In NDB 8.0.29 and later, you can also obtain this information in the `mysql` client or other MySQL client, by querying the `ndbinfo.blobs` table.

Signature

```
int getPartSize
(
    void
) const
```

Parameters

None.

Return value

The column's part size, as an integer. In the case of a `Tinyblob` column, this value is `0` (that is, only inline bytes are stored).

Column::getPrecision()

Description

This method gets the precision of a column.

This method is applicable to decimal columns only.

Signature

```
int getPrecision
(
    void
) const
```

Parameters

None.

Return value The column's precision, as an integer. The precision is defined as the number of significant digits; for more information, see the discussion of the [DECIMAL](#) data type in [Numeric Data Types](#), in the MySQL Manual.

Column::getPrimaryKey()

Description This method is used to determine whether the column is part of the table's primary key.

Signature

```
bool getPrimaryKey
(
    void
) const
```

Parameters *None.*

Return value A Boolean value: `true` if the column is part of the primary key of the table to which this column belongs, otherwise `false`.

Column::getScale()

Description This method gets the scale used for a decimal column value.

This method is applicable to decimal columns only.

Signature

```
int getScale
(
    void
) const
```

Parameters *None.*

Return value The decimal column's scale, as an integer. The scale of a decimal column represents the number of digits that can be stored following the decimal point. It is possible for this value to be 0. For more information, see the discussion of the [DECIMAL](#) data type in [Numeric Data Types](#), in the MySQL Manual.

Column::getSize()

Description This function is used to obtain the size of a column.

Signature

```
int getSize
(
    void
) const
```

Parameters *None.*

Return value The column's size in bytes (an integer value).

Column::getSizeInBytesForRecord()

Description Gets the space required for a given column by an [NdbRecord](#), depending on the column's type, as follows:

- For a BLOB column, this value is the same as `sizeof(NdbRecord*)`, which is 4 or 8 bytes (the size of a pointer; platform-dependent).
- For columns of all other types, it is the same as the value returned by `getSize()`.

This method was added in NDB NDB 7.4.7.

Signature

```
int getSizeInBytesForRecord
(
    void
) const
```

Parameters

None.

Return value

An integer (see Description).

Column::getStorageType()

Description

This method obtains a column's storage type.

Signature

```
StorageType getStorageType
(
    void
) const
```

Parameters

None.

Return value

A [StorageType](#) value; for more information about this type, see [Column::StorageType](#).

Column::getStripeSize()

Description

This method gets the stripe size of a blob column—that is, the number of consecutive parts to store in each node group.

Signature

```
int getStripeSize
(
    void
) const
```

Parameters

None.

Return value

The column's stripe size, as an integer.

Column::getType()

Description

This method gets the column's data type.

Signature

```
Type getType
(
    void
) const
```

Parameters

None.

Return value

The [Type](#) (data type) of the column. For a list of possible values, see [Column::Type](#).

Column::setArrayType()

Description

Sets the array type for the column.

Signature

```
void setArrayType
(
    ArrayType type
)
```

Parameters

A [Column::ArrayType](#) value. See [Column::ArrayType](#), for more information.

Return value

None.

Column::setAutoIncrement()

Description	Make the column auto-incrementing (or not).
Signature	<pre>void setAutoIncrement (bool <i>flag</i>)</pre>
Parameters	A boolean value: <i>TRUE</i> to make the column auto-incrementing; <i>FALSE</i> to remove this property of the column.
Return value	<i>None</i> .

Column::setAutoIncrementInitialValue()

Description	Set the initial value for an auto-incrementing column.
Signature	<pre>void setAutoIncrementInitialValue (UInt64 <i>value</i>)</pre>
Parameters	The initial value for the column (a 64-bit integer).
Return value	<i>None</i> .

Column::setCharset()

Description	<p>This method can be used to set the character set and collation of a Char, Varchar, or Text column.</p> <p>This method is applicable to Char, Varchar, and Text columns only.</p> <p>Changes made to columns using this method are not visible to MySQL.</p>
Signature	<pre>void setCharset (CHARSET_INFO* <i>cs</i>)</pre>
Parameters	This method takes one parameter. <i>cs</i> is a pointer to a CHARSET_INFO structure. For additional information, see Column::getCharset() .
Return value	<i>None</i> .

Column::setDefaultValue()

Description	<p>This method sets a column value to its default, if it has one; otherwise it sets the column to NULL.</p> <p>To determine whether a table has any columns with default values, use Table::hasDefaultValues().</p>
Signature	<pre>int setDefaultValue (const void* <i>buf</i>, unsigned int <i>len</i>)</pre>
Parameters	This method takes 2 arguments: a value pointer <i>buf</i> ; and the length <i>len</i> of the data, as the number of significant bytes. For fixed size types, this is the type size. For variable length types, the leading 1 or 2 bytes pointed to by <i>buffer</i> also contain size information as normal for the type.

Return value 0 on success, 1 on failure..

Column::setInlineSize

Description This method gets the inline size of a blob column—that is, the number of initial bytes to store in the table's blob attribute. This part is normally kept in main memory, and can be indexed and interpreted.

This method is applicable to blob columns only.

Changes made to columns using this method are not visible to MySQL. Beginning with NDB 8.0.30, you can change the inline size of a blob column in the `mysql` client by setting `BLOB_INLINE_SIZE` in a column comment as part of `CREATE TABLE` or `ALTER TABLE`. See [NDB_COLUMN Options](#), for more information.

Signature

```
void setInlineSize
(
    int size
)
```

Parameters

The integer *size* is the new inline size for the blob column.

Return value

None.

Column::setLength()

Description This method sets the length of a column. For a variable-length array, this is the maximum length; otherwise it is the array length.

Changes made to columns using this method are not visible to MySQL.

Signature

```
void setLength
(
    int length
)
```

Parameters

This method takes a single argument—the integer value *length* is the new length for the column.

Return value

None.

Column::setName()

Description This method is used to set the name of a column.

`setName()` is the only `Column` method whose result is visible from a MySQL Server. MySQL cannot see any other changes made to existing columns using the NDB API.

Signature

```
void setName
(
    const char* name
)
```

Parameters

This method takes a single argument—the new name for the column.

Return value

This method *None*.

Column::setNullable()

Description	This method toggles the nullability of a column. Changes made to columns using this method are not visible to MySQL.
Signature	<pre>void setNullable (bool nullable)</pre>
Parameters	A Boolean value. Using <code>true</code> makes it possible to insert <code>NULLs</code> into the column; if <code>nullable</code> is <code>false</code> , then this method performs the equivalent of changing the column to <code>NOT NULL</code> in MySQL.
Return value	<i>None.</i>

Column::setPartitionKey()

Description	This method makes it possible to add a column to the partitioning key of the table to which it belongs, or to remove the column from the table's partitioning key. Changes made to columns using this method are not visible to MySQL. For additional information, see Column::getPartitionKey() .
Signature	<pre>void setPartitionKey (bool enable)</pre>
Parameters	The single parameter <code>enable</code> is a Boolean value. Passing <code>true</code> to this method makes the column part of the table's partitioning key; if <code>enable</code> is <code>false</code> , then the column is removed from the partitioning key.
Return value	<i>None.</i>

Column::setPartSize()

Description	This method sets the blob part size of a blob column—that is, the number of bytes to store in each tuple of the blob table. This method is applicable to blob columns only. Changes made to columns using this method are not visible to MySQL. You can increase the blob part size of a blob column to the maximum supported by <code>NDB</code> (13948) in <code>mysql</code> or another MySQL client by setting the <code>MAX_BLOB_PART_SIZE</code> option in a column comment as part of a <code>CREATE TABLE</code> or <code>ALTER TABLE</code> statement. See NDB_COLUMN Options .
Signature	<pre>void setPartSize (int size)</pre>
Parameters	The integer <code>size</code> is the number of bytes to store in the blob table. Using zero for this value means only inline bytes can be stored, in effect making the column's type <code>TINYBLOB</code> .
Return value	<i>None.</i>

Column::setPrecision()

Description	<p>This method can be used to set the precision of a decimal column.</p> <p>This method is applicable to decimal columns only.</p> <p>Changes made to columns using this method are not visible to MySQL.</p>
Signature	<pre>void setPrecision (int <i>precision</i>)</pre>
Parameters	<p>This method takes a single parameter—precision is an integer, the value of the column's new precision. For additional information about decimal precision and scale, see Column::getPrecision(), and Column::getScale().</p>
Return value	<p><i>None.</i></p>

Column::setPrimaryKey()

Description	<p>This method is used to make a column part of the table's primary key, or to remove it from the primary key.</p> <p>Changes made to columns using this method are not visible to MySQL.</p>
Signature	<pre>void setPrimaryKey (bool <i>primary</i>)</pre>
Parameters	<p>This method takes a single Boolean value. If it is <code>true</code>, then the column becomes part of the table's primary key; if <code>false</code>, then the column is removed from the primary key.</p>
Return value	<p><i>None.</i></p>

Column::setScale()

Description	<p>This method can be used to set the scale of a decimal column.</p> <p>This method is applicable to decimal columns only.</p> <p>Changes made to columns using this method are not visible to MySQL.</p>
Signature	<pre>void setScale (int <i>scale</i>)</pre>
Parameters	<p>This method takes a single parameter—the integer <code>scale</code> is the new scale for the decimal column. For additional information about decimal precision and scale, see Column::getPrecision(), and Column::getScale().</p>
Return value	<p><i>None.</i></p>

Column::setStripeSize()

Description	<p>This method sets the stripe size of a blob column—that is, the number of consecutive parts to store in each node group.</p>
-------------	--

This method is applicable to blob columns only.

Changes made to columns using this method are not visible to MySQL.

Signature

```
void setStripeSize
(
    int size
)
```

Parameters

This method takes a single argument. The integer *size* is the new stripe size for the column.

Return value

None.

Column::setStorageType()

Description

Sets the storage type for the column.

Signature

```
void setStorageType
(
    StorageType type
)
```

Parameters

A `Column::StorageType` value. See `Column::StorageType`, for more information.

Return value

None.

Column::setType()

Description

This method sets the `Type` (data type) of a column.

`setType()` resets all column attributes to their (type dependent) default values; it should be the first method that you call when changing the attributes of a given column.

Changes made to columns using this method are not visible to MySQL.

Signature

```
void setType
(
    Type type
)
```

Parameters

This method takes a single parameter—the new `Column::Type` for the column. The default is `Unsigned`. For a listing of all permitted values, see `Column::Type`.

Return value

None.

Column::StorageType

This section provides information about the `StorageType` data type, which describes the storage type used by a `Column` object.

Description

The storage type used for a given column can be either in memory or on disk. Columns stored on disk mean that less RAM is required overall but such columns cannot be indexed, and are potentially much slower to access. The default is `StorageTypeMemory`.

Enumeration values

Possible values are shown, along with descriptions, in the following table:

Table 2.9 Column object StorageType data type values and descriptions

Name	Description
StorageTypeMemory	Store the column in memory
StorageTypeDisk	Store the column on disk

Column::Type

This section provides information about the `Type` data type, which is used to describe a column's data type.

Description

Data types for `Column` objects are analogous to the data types used by MySQL. The types `Tinyint`, `Tinyintunsigned`, `Smallint`, `Smallintunsigned`, `Mediumint`, `Mediumintunsigned`, `Int`, `Unsigned`, `Bigint`, `Bigintunsigned`, `Float`, and `Double` (that is, types `Tinyint` through `Double` in the order listed in the Enumeration Values table) can be used in arrays.

Do not confuse `Column::Type` with `Object::Type`.

Enumeration values

Possible values are shown, along with descriptions, in the following table:

Table 2.10 Column object Type data type values and descriptions

Name	Description
Undefined	Undefined
Tinyint	1-byte signed integer
Tinyunsigned	1-byte unsigned integer
Smallint	2-byte signed integer
Smallunsigned	2-byte unsigned integer
Mediumint	3-byte signed integer
Mediumunsigned	3-byte unsigned integer
Int	4-byte signed integer
Unsigned	4-byte unsigned integer
Bigint	8-byte signed integer
Bigunsigned	8-byte signed integer
Float	4-byte float
Double	8-byte float
Olddecimal	Signed decimal as used prior to MySQL 5.0 (OBSOLETE)
Olddecimalunsigned	Unsigned decimal as used prior to MySQL 5.0 (OBSOLETE)
Decimal	Signed decimal as used by MySQL 5.0 and later
Decimalunsigned	Unsigned decimal as used by MySQL 5.0 and later
Char	A fixed-length array of 1-byte characters; maximum length is 255 characters

Name	Description
Varchar	A variable-length array of 1-byte characters; maximum length is 255 characters
Binary	A fixed-length array of 1-byte binary characters; maximum length is 255 characters
Varbinary	A variable-length array of 1-byte binary characters; maximum length is 255 characters
Datetime	An 8-byte date and time value, with a precision of 1 second (DEPRECATED)
Datetime2	An 8-byte date and time value, with fractional seconds.
Date	A 4-byte date value, with a precision of 1 day
Blob	A binary large object; see Section 2.3.13, “The NdbBlob Class”
Text	A text blob
Bit	A bit value; the length specifies the number of bits
Longvarchar	A 2-byte Varchar
Longvarbinary	A 2-byte Varbinary
Time	Time without date (DEPRECATED)
Time2	Time without date, with fractional seconds.
Year	1-byte year value in the range 1901-2155 (same as MySQL)
Timestamp	Unix time (DEPRECATED)
Timestamp2	Unix time, with fractional seconds.

The NDB API provides access to time types with microseconds ([TIME](#), [DATETIME](#), and [TIMESTAMP](#)) as [Time2](#), [Datetime2](#), and [Timestamp2](#). ([Time](#), [Datetime](#), and [Timestamp](#) are deprecated as of the same version.) Use [setPrecision\(\)](#) to set up to 6 fractional digits (default 0). Data formats are as in MySQL and must use the correct byte length.

Since [NDB](#) can compare any of these values as binary strings, it does not perform any checks on the actual data.

2.3.2 The Datafile Class

This section provides information about the [Datafile](#) class, which models an NDB Cluster data file.

- [Datafile Class Overview](#)
- [Datafile Class Constructor](#)
- [Datafile::getFileNo\(\)](#)
- [Datafile::getFree\(\)](#)
- [Datafile::getNode\(\)](#)
- [Datafile::getObjectId\(\)](#)
- [Datafile::getObjectStatus\(\)](#)

- [Datafile::getObjectVersion\(\)](#)
- [Datafile::getPath\(\)](#)
- [Datafile::getSize\(\)](#)
- [Datafile::getTablespace\(\)](#)
- [Datafile::getTablespaceId\(\)](#)
- [Datafile::setNode\(\)](#)
- [Datafile::setPath\(\)](#)
- [Datafile::setSize\(\)](#)
- [Datafile::setTablespace\(\)](#)

Datafile Class Overview

Parent class	Object
Child classes	<i>None</i>
Description	<p>The Datafile class models an NDB Cluster data file, which is used to store Disk Data table and column data.</p> <p>Only unindexed column data can be stored on disk. Indexes and indexed columns are stored in memory.</p>
Methods	<p>The following table lists the public methods of this class and the purpose or use of each method:</p>

Table 2.11 Datafile class methods and descriptions

Name	Description
Datafile()	Class constructor
~Datafile()	Destructor
getFileNo()	Removed in NDB 7.5.0 (Bug #47960, Bug #11756088)
getFree()	Gets the amount of free space in the data file
getNode()	Removed in NDB 7.5.0 (Bug #47960, Bug #11756088)
getObjectId()	Gets the data file's object ID
getObjectStatus()	Gets the data file's object status
getObjectVersion()	Gets the data file's object version
getPath()	Gets the file system path to the data file
getSize()	Gets the size of the data file
getTablespace()	Gets the name of the tablespace to which the data file belongs
getTablespaceId()	Gets the ID of the tablespace to which the data file belongs
setNode()	Removed in NDB 7.5.0 (Bug #47960, Bug #11756088)
setPath()	Sets the name and location of the data file on the file system

Name	Description
<code>setSize()</code>	Sets the data file's size
<code>setTablespace()</code>	Sets the tablespace to which the data file belongs

Types

The `Datafile` class defines no public types.

Datafile Class Constructor

Description

This method creates a new instance of `Datafile`, or a copy of an existing one.

Signature

To create a new instance:

```
Datafile
(
    void
)
```

To create a copy of an existing `Datafile` instance:

```
Datafile
(
    const Datafile& datafile
)
```

Parameters

New instance: *None*. Copy constructor: a reference to the `Datafile` instance to be copied.

Return value

A `Datafile` object.

Datafile::getFileNo()

Description

This method did not work as intended, and was removed in NDB 7.5.0 (Bug #47960, Bug #11756088).

Signature

```
UInt32 getFileNo
(
    void
) const
```

Parameters

None.

Return value

The file number, as an unsigned 32-bit integer.

Datafile::getFree()

Description

This method gets the free space available in the data file.

Signature

```
UInt64 getFree
(
    void
) const
```

Parameters

None.

Return value

The number of bytes free in the data file, as an unsigned 64-bit integer.

Datafile::getNode()

Description

This method did not work as intended, and was removed in NDB 7.5.0 (Bug #47960, Bug #11756088).

Signature

```
UInt32 getNode
(
```

```
void
) const
```

Parameters

None.

Return value

The node ID as an unsigned 32-bit integer.

Datafile::getObjectId()

Description

This method is used to obtain the object ID of the data file.

Signature

```
virtual int getObjectId
(
    void
) const
```

Parameters

None.

Return value

The datafile's object ID, as an integer.

Datafile::getObjectStatus()

Description

This method is used to obtain the data file's object status.

Signature

```
virtual Object::Status getObjectStatus
(
    void
) const
```

Parameters

None.

Return value

The data file's [Status](#). See [Object::Status](#).

Datafile::getObjectVersion()

Description

This method retrieves the data file's object version (see [NDB Schema Object Versions](#)).

Signature

```
virtual int getObjectVersion
(
    void
) const
```

Parameters

None.

Return value

The data file's object version, as an integer.

Datafile::getPath()

Description

This method returns the file system path to the data file.

Signature

```
const char* getPath
(
    void
) const
```

Parameters

None.

Return value

The path to the data file on the data node's file system, a string (character pointer).

Datafile::getSize()

Description

This method gets the size of the data file in bytes.

Signature

```
UInt64 getSize
(
    void
```



```
) const
```

Parameters

None.

Return value

The size of the data file, in bytes, as an unsigned 64-bit integer.

Datafile::getTablespace()

Description

This method can be used to obtain the name of the tablespace to which the data file belongs.

You can also access the associated tablespace's ID directly. See [Datafile::getTablespaceId\(\)](#).

Signature

```
const char* getTablespace
(
    void
) const
```

Parameters

None.

Return value

The name of the associated tablespace (as a character pointer).

Datafile::getTablespaceId()

Description

This method gets the ID of the tablespace to which the data file belongs.

You can also access the name of the associated tablespace directly. See [Datafile::getTablespace\(\)](#).

Signature

```
UInt32 getTablespaceId
(
    void
) const
```

Parameters

None.

Return value

This method returns the tablespace ID as an unsigned 32-bit integer.

Datafile::setNode()

Description

This method did not work as intended, and was removed in NDB 7.5.0 (Bug #47960, Bug #11756088).

Signature

```
void setNode
(
    UInt32 nodeId
)
```

Parameters

The *nodeId* of the node on which the data file is to be located (an unsigned 32-bit integer value).

Return value

*None.***Datafile::setPath()**

Description

This method sets the path to the data file on the data node's file system.

Signature

```
const char* setPath
(
    void
) const
```

Parameters

The path to the file, a string (as a character pointer).

Return value *None*.

Datafile::setSize()

Description This method sets the size of the data file.

Signature

```
void setSize
(
    Uint64 size
)
```

Parameters This method takes a single parameter—the desired *size* in bytes for the data file, as an unsigned 64-bit integer.

Return value *None*.

Datafile::setTablespace()

Description This method is used to associate the data file with a tablespace.

Signatures `setTablespace()` can be invoked in either of the two ways listed here:

1. Using the name of the tablespace, as shown here:

```
void setTablespace
(
    const char* name
)
```

2. Using a reference to a `Tablespace` object.

```
void setTablespace
(
    const class Tablespace& tablespace
)
```

Parameters This method takes a single parameter, which can be either one of the following:

- The *name* of the tablespace (as a character pointer).
- A reference *tablespace* to the corresponding `Tablespace` object.

Return value *None*.

2.3.3 The Dictionary Class

This section provides information about the `Dictionary` class.

- [Dictionary Class Overview](#)
- [Dictionary Class Constructor](#)
- [Dictionary::beginSchemaTrans\(\)](#)
- [Dictionary::createDatafile\(\)](#)
- [Dictionary::createEvent\(\)](#)
- [Dictionary::createForeignKey\(\)](#)
- [Dictionary::createHashMap\(\)](#)
- [Dictionary::createIndex\(\)](#)

- Dictionary::createLogfileGroup()
- Dictionary::createRecord()
- Dictionary::createTable()
- Dictionary::createTablespace()
- Dictionary::createUndofile()
- Dictionary::dropDatafile()
- Dictionary::dropEvent()
- Dictionary::dropForeignKey()
- Dictionary::dropIndex()
- Dictionary::dropLogfileGroup()
- Dictionary::dropTable()
- Dictionary::dropTablespace()
- Dictionary::dropUndofile()
- Dictionary::endSchemaTrans()
- Dictionary::getDatafile()
- Dictionary::getDefaultHashMap()
- Dictionary::getEvent()
- Dictionary::getForeignKey()
- Dictionary::getHashMap()
- Dictionary::getIndex()
- Dictionary::getLogfileGroup()
- Dictionary::getNdbError()
- Dictionary::getTable()
- Dictionary::getTablespace()
- Dictionary::getUndofile()
- Dictionary::hasSchemaTrans()
- Dictionary::initDefaultHashMap()
- Dictionary::invalidateIndex()
- Dictionary::invalidateTable()
- Dictionary::listEvents()
- Dictionary::listIndexes()
- Dictionary::listObjects()
- Dictionary::prepareHashMap()
- Dictionary::releaseEvent()
- Dictionary::releaseRecord()

- [Dictionary::removeCachedTable\(\)](#)
- [Dictionary::removeCachedIndex\(\)](#)

Dictionary Class Overview

Parent class	NdbDictionary
Child classes	List
Description	This is used for defining and retrieving data object metadata. It also includes methods for creating and dropping database objects.
Methods	The following table lists the public methods of this class and the purpose or use of each method:

Table 2.12 Dictionary class methods and descriptions

Name	Description
Dictionary()	Class constructor method
~Dictionary()	Destructor method
beginSchemaTrans()	Begins a schema transaction
createDatafile()	Creates a data file
createEvent()	Creates an event
createForeignKey()	Creates a foreign key
createHashMap()	Creates a hash map
createIndex()	Creates an index
createLogfileGroup()	Creates a log file group
createRecord()	Creates an Ndbrecord object
createTable()	Creates a table
createTablespace()	Creates a tablespace
createUndofile()	Creates an undo file
dropDatafile()	Drops a data file
dropEvent()	Drops an event
dropForeignKey()	Drops a foreign key
dropIndex()	Drops an index
dropLogfileGroup()	Drops a log file group
dropTable()	Drops a table
dropTablespace()	Drops a tablespace
dropUndofile()	Drops an undo file
endSchemaTrans()	Ends (commits and closes) a schema transaction
getDatafile()	Gets the data file having the given name
getDefaultHashMap()	Gets a table's default hash map
getEvent()	Gets the event having the given name
getForeignKey()	Gets the foreign key having the given name or reference
getHashMap()	Gets the hash map given its name or associated table

Name	Description
<code>getIndex()</code>	Gets the index having the given name
<code>getLogfileGroup()</code>	Gets the log file group having the given name
<code>getNdbError()</code>	Retrieves the latest error
<code>getTable()</code>	Gets the table having the given name
<code>getTablesapce()</code>	Gets the tablespace having the given name
<code>getUndofile()</code>	Gets the undo file having the given name
<code>hasSchemaTrans()</code>	Tells whether a schema transaction currently exists
<code>initDefaultHashMap()</code>	Initializes a table's default hash map
<code>invalidateTable()</code>	Invalidates a table object
<code>listObjects()</code>	Fetches a list of the objects in the dictionary
<code>listIndexes()</code>	Fetches a list of the indexes defined on a given table
<code>listEvents()</code>	Fetches a list of the events defined in the dictionary
<code>prepareHashMap()</code>	Creates or retrieves a hash map that can be updated
<code>releaseEvent()</code>	Deletes an event returned earlier by <code>getEvent()</code>
<code>removeCachedTable()</code>	Removes a table from the local cache
<code>removeCachedIndex()</code>	Removes an index from the local cache

Database objects such as tables and indexes created using the `Dictionary::create*()` methods cannot be seen by the MySQL Server. This means that they cannot be accessed by MySQL clients, and that they cannot be replicated. For these reasons, it is often preferable to avoid working with them.

The `Dictionary` class does not have any methods for working directly with columns. You must use `Column` class methods for this purpose—see [Section 2.3.1, “The Column Class”](#), for details.

See [Section 2.3.10, “The List Class”](#), and [Section 2.3.4, “The Element Structure”](#).

Types

Dictionary Class Constructor

Description

This method creates a new instance of the `Dictionary` class.

Both the constructor and destructor for this class are protected methods, rather than public.

Signature

```
protected Dictionary
(
    Ndb& ndb
)
```

Parameters

An `Ndb` object.

Return value

A `Dictionary` object.

Destructor

The destructor takes no parameters and returns nothing:

```
protected ~Dictionary
(
    void
)
```

Dictionary::beginSchemaTrans()

Description

Starts a schema transaction. An error occurs if a transaction is already active, or if the kernel metadata is locked. You can determine whether a schema transaction already exists using the [hasSchemaTrans\(\)](#) method.

A *metadata operation* occurs whenever data objects are created, altered, or dropped; such an operation can create additional suboperations in the NDB kernel.

The [Ndb](#) object and its associated [Dictionary](#) support one schema transaction at a time. By default, each metadata operation is executed separately; that is, for each operation, a schema transaction is started implicitly, the operation (including any suboperations) is executed, and the transaction is closed.

It is also possible to begin and end a schema transaction explicitly, and execute a set of user-defined operations atomically within its boundaries. In this case, all operations within the schema transaction either succeed, or are aborted and rolled back, as a unit. This is done by following the steps listed here:

1. To begin the schema transaction, call [beginSchemaTrans\(\)](#).
2. Execute the desired operations (such as [createTable\(\)](#)).
3. End the schema transaction by calling [endSchemaTrans](#).

Each operation is sent to the NDB kernel, which parses and saves it. A parse failure results in a rollback to the previous user operation before returning, at which point the user can either continue with or abort the entire transaction.

After all operations have been submitted, [endSchemaTrans\(\)](#) processes and commits them. In the event of an error, the transaction is immediately aborted.

If the user exits before calling [endSchemaTrans\(\)](#), the NDB kernel aborts the transaction. If the user exits before the call to [endSchemaTrans\(\)](#) returns, the kernel continues with the request, and its completion status is reported in the cluster log.

Signature

```
int beginSchemaTrans
(
    void
)
```

Parameters

None.

Return value

Returns 0 on success, -1 on error.

Dictionary::createDatafile()

Description

This method creates a new data file, given a [Datafile](#) object.

Signature

```
int createDatafile
(
    const Datafile& dFile
)
```

Parameters

A single argument—a reference to an instance of `Datafile`—is required.

Return value

0 on success, -1 on failure.

Dictionary::createEvent()

Description

Creates an event, given a reference to an `Event` object.

You should keep in mind that the NDB API does not track allocated event objects, which means that the user must delete the `Event` that was obtained using `createEvent()`, after this object is no longer required.

Signature

```
int createEvent
(
    const Event& event
)
```

Parameters

A reference `event` to an `Event` object.

Return value

0 on success, -1 on failure.

Dictionary::createForeignKey()

Description

Creates a `ForeignKey` object, given a reference to this object and an `Object` ID.

Signature

```
int createForeignKey
(
    const ForeignKey&,
    ObjectId* = 0,
    int flags = 0
)
```

Parameters

A reference to the `ForeignKey` object, and an `Object` ID. An optional value `flags`, if used, allows the creation of the foreign key without performing any foreign key checks. If set, its value must be `CreateFK_NoVerify` (1).

Return value

0 on success.

Dictionary::createHashMap()

Description

Creates a `HashMap`.

Signature

```
int createHashMap
(
    const HashMap& hashmap,
    ObjectId* id = 0
)
```

Parameters

A reference to the hash map, and, optionally, an ID to be assigned to it.

Return value

Returns 0 on success; on failure, returns -1 and sets an error.

Dictionary::createIndex()

Description

This method creates an index given an instance of `Index` and possibly an optional instance of `Table`.

Signature

This method can be invoked with or without a reference to a table object:

```
int createIndex
(
    const Index& index
)
```

```
int createIndex
(
    const Index& index,
    const Table& table
)
```

Parameters

Required: A reference to an [Index](#) object. *Optional:* A reference to a [Table](#) object.

Return value

0 on success, -1 on failure.

Dictionary::createLogfileGroup()

Description

This method creates a new log file group, given an instance of [LogfileGroup](#).

Signature

```
int createLogfileGroup
(
    const LogfileGroup& lGroup
)
```

Parameters

A single argument, a reference to a [LogfileGroup](#) object, is required.

Return value

0 on success, -1 on failure.

Dictionary::createRecord()

Description

This method is used to create an [NdbRecord](#) object for use in table or index scanning operations.

Signature

The signature of this method depends on whether the resulting [NdbRecord](#) is to be used in table or index operations:

To create an [NdbRecord](#) for use in table operations, use the following:

```
NdbRecord* createRecord
(
    const Table* table,
    const RecordSpecification* recSpec,
    UInt32 length,
    UInt32 elSize
)
```

To create an [NdbRecord](#) for use in index operations, you can use either of the following:

```
NdbRecord* createRecord
(
    const Index* index,
    const Table* table,
    const RecordSpecification* recSpec,
    UInt32 length,
    UInt32 elSize
)
```

or

```
NdbRecord* createRecord
```



```
(
    const Index* index,
    const RecordSpecification* recSpec,
    UInt32 length,
    UInt32 elSize
)
```

Parameters

`Dictionary::createRecord()` takes the following parameters:

- If this `NdbRecord` is to be used with an index, a pointer to the corresponding `Index` object. If the `NdbRecord` is to be used with a table, this parameter is omitted. (See [Section 2.3.8, “The Index Class”](#).)
- A pointer to a `Table` object representing the table to be scanned. If the `NdbRecord` produced is to be used with an index, then this optionally specifies the table containing that index. (See [Section 2.3.27, “The Table Class”](#).)
- A `RecordSpecification` used to describe a column.
- The `length` of the record.
- The size of the elements making up this record.

Return value

An `NdbRecord` for use in operations involving the given table or index.

Example

See [Section 2.3.22, “The NdbRecord Interface”](#).

Dictionary::createTable()

Description

Creates a table given an instance of `Table`.

Tables created using this method cannot be seen by the MySQL Server, cannot be updated by MySQL clients, and cannot be replicated.

Signature

```
int createTable
(
    const Table& table
)
```

Parameters

An instance of `Table`. See [Section 2.3.27, “The Table Class”](#), for more information.

Return value

0 on success, -1 on failure.

Dictionary::createTablespace()

Description

This method creates a new tablespace, given a `Tablespace` object.

Signature

```
int createTablespace
(
    const Tablespace& tSpace
)
```

Parameters

This method requires a single argument—a reference to an instance of `Tablespace`.

Return value

0 on success, -1 on failure.

Dictionary::createUndofile()

Description	This method creates a new undo file, given an UndoFile object.
Signature	<pre>int createUndoFile (const UndoFile& uFile)</pre>
Parameters	This method requires one argument: a reference to an instance of UndoFile .
Return value	0 on success, -1 on failure.

Dictionary::dropDatafile()

Description	This method drops a data file, given a Datafile object.
Signature	<pre>int dropDatafile (const Datafile& dFile)</pre>
Parameters	A single argument—a reference to an instance of Datafile —is required.
Return value	0 on success, -1 on failure.

Dictionary::dropEvent()

Description	This method drops an event, given a reference to an Event object.
Signature	<pre>int dropEvent (const char* name, int force = 0)</pre>
Parameters	This method takes two parameters: <ul style="list-style-type: none"> The <i>name</i> of the event to be dropped, as a string. By default, <code>dropEvent()</code> fails if the event specified does not exist. You can override this behavior by passing any nonzero value for the (optional) <i>force</i> argument; in this case no check is made as to whether there actually is such an event, and an error is returned only if the event exists but it was for whatever reason not possible to drop it.
Return value	0 on success, -1 on failure.

Dictionary::dropForeignKey()

Description	This method drops a foreign key, given a reference to an ForeignKey object to be dropped.
Signature	<pre>int dropForeignKey (const ForeignKey&)</pre>
Parameters	A reference to the ForeignKey to be dropped.
Return value	0 on success.

Dictionary::dropIndex()

Description	This method drops an index given an instance of Index , and possibly an optional instance of Table .
-------------	--

Signature

```
int dropIndex
(
    const Index& index
)
```

```
int dropIndex
(
    const Index& index,
    const Table& table
)
```

Parameters

This method takes two parameters, one of which is optional:

- *Required*: A reference to an [Index](#) object.
- *Optional*: A reference to a [Table](#) object.

Return value

0 on success, -1 on failure.

Dictionary::dropLogfileGroup()

Description

Given an instance of [LogfileGroup](#), this method drops the corresponding log file group.

Signature

```
int dropLogfileGroup
(
    const LogfileGroup& lGroup
)
```

Parameters

A single argument, a reference to a [LogfileGroup](#) object, is required.

Return value

0 on success, -1 on failure.

Dictionary::dropTable()

Description

Drops a table given an instance of [Table](#).

This method drops all foreign key constraints on the *table* that is being dropped, whether the dropped table acts as a parent table, child table, or both.

Prior to NDB 8.0, an [NDB](#) table dropped using this method persisted in the MySQL data dictionary but could not be dropped using [DROP TABLE](#) in the `mysql` client. In NDB 8.0, such “orphan” tables can be dropped using [DROP TABLE](#). (Bug #29125206, Bug #93672)

Signature

```
int dropTable
(
    const Table& table
)
```

Parameters

An instance of [Table](#). See [Section 2.3.27, “The Table Class”](#), for more information.

Return value

0 on success, -1 on failure.

Dictionary::dropTablespace()

Description

This method drops a tablespace, given a [Tablespace](#) object.

Signature

```
int dropTablespace
(
    const Tablespace& tSpace
)
```

Parameters	This method requires a single argument—a reference to an instance of Tablespace .
Return value	0 on success, -1 on failure.

Dictionary::dropUndofile()

Description This method drops an undo file, given an [Undofile](#) object.

Signature

```
int dropUndofile
(
    const Undofile& uFile
)
```

Parameters This method requires one argument: a reference to an instance of [Undofile](#).

Return value 0 on success, -1 on failure.

Dictionary::endSchemaTrans()

Description Ends a schema transaction begun with [beginSchemaTrans\(\)](#); causes operations to be processed and either committed, or aborted and rolled back. This method combines transaction execution and closing; separate methods for these tasks are not required (or implemented). This method may be called successfully even if no schema transaction is currently active.

As with many other NDB API methods, it is entirely possible for [endSchemaTrans\(\)](#) to overwrite any current error code. For this reason, you should first check for and save any error code that may have resulted from a previous, failed operation.

Signature

```
int endSchemaTrans
(
    Uint32 flags = 0
)
```

Parameters The flags determines how the completed transaction is handled. The default is 0, which causes the transaction to be committed.

Dictionary::SchemaTransFlag. You can also use with [endSchemaTrans\(\)](#) either of the [SchemaTransFlag](#) values shown here:

- [SchemaTransAbort](#) (= 1): Causes the transaction to be aborted
- [SchemaTransBackground](#) (= 2): Causes the transaction to execute in the background; the result is written to the cluster log, while the application continues without waiting for a response.

Return value Returns 0 on success; in the event of an error, returns -1 and sets an [NdbError](#) error code.

Dictionary::getDatafile()

Description This method is used to retrieve a [Datafile](#) object, given the node ID of the data node where a data file is located and the path to the data file on that node's file system.

Signature

```
Datafile getDatafile
(
    Uint32 nodeId,
```

	<pre>const char* <i>path</i>)</pre>
Parameters	This method must be invoked using two arguments, as shown here: <ul style="list-style-type: none"> • The 32-bit unsigned integer <i>nodeId</i> of the data node where the data file is located • The <i>path</i> to the data file on the node's file system (string as character pointer)
Return value	A Datafile object—see Section 2.3.2, “The Datafile Class” , for details.

Dictionary::getDefaultHashMap()

Description	Get a table's default hash map.
Signature	

```
int getDefaultHashMap
(
    HashMap& dst,
    Uint32 fragments
)
```

or

```
int getDefaultHashMap
(
    HashMap& dst,
    Uint32 buckets,
    Uint32 fragments
)
```

Return value	Returns 0 on success; on failure, returns -1 and sets an error.
--------------	---

Dictionary::getEvent()

Description	This method is used to obtain a new Event object representing an event, given the event's name. <p>getEvent() allocates memory each time it is successfully called. You should keep in mind that successive invocations of this method using the same event name return multiple, distinct objects.</p> <p>The NDB API does not track allocated event objects, which means that the user must clean up each Event created using getEvent() with delete, after the object is no longer required. Beginning with NDB 8.0.30, you can do this with releaseEvent() instead.</p>
Signature	<pre>const Event* getEvent (const char* <i>eventName</i>)</pre>
Parameters	The <i>eventName</i> , a string (character pointer).
Return value	A pointer to an Event object. See Section 2.3.5, “The Event Class” , for more information.

Dictionary::getForeignKey()

Description	This method is used to obtain a new ForeignKey object representing an event, given a reference to the foreign key and its name.
-------------	---

Signature

```
int getForeignKey
(
    ForeignKey& dst,
    const char* name
)
```

Parameters

A reference to the foreign key and its *name*, a string (character pointer).

Return value

A pointer to a [ForeignKey](#) object.

Dictionary::getHashMap()

Description

Gets a hash map by name or by table.

Signatures

```
int getHashMap
(
    HashMap& dst,
    const char* name
)
```

or

```
int getHashMap
(
    HashMap& dst,
    const Table* table
)
```

Parameters

A reference to the hash map and either a name or a [Table](#).

Return value

Returns 0 on success; on failure, returns -1 and sets an error.

Dictionary::getIndex()

Description

This method retrieves a pointer to an index, given the name of the index and the name of the table to which the table belongs.

Signature

```
const Index* getIndex
(
    const char* iName,
    const char* tName
) const
```

Parameters

Two parameters are required:

- The name of the index (*iName*)
- The name of the table to which the index belongs (*tName*)

Both of these are string values, represented by character pointers.

Return value

A pointer to an [Index](#). See [Section 2.3.8, "The Index Class"](#), for information about this object.

Dictionary::getLogfileGroup()

Description

This method gets a [LogfileGroup](#) object, given the name of the log file group.

Signature

```
LogfileGroup getLogfileGroup
(
    const char* name
)
```

Parameters

The *name* of the log file group.

Return value An instance of `LogfileGroup`; see [Section 2.3.9, “The LogfileGroup Class”](#), for more information.

Dictionary::getNdbError()

Description This method retrieves the most recent `NDB` API error.

Signature

```
const struct NdbError& getNdbError
(
    void
) const
```

Parameters

None.

Return value

A reference to an `NdbError` object.

Dictionary::getTable()

Description This method can be used to access a `Table` whose name is already known.

Signature

```
const Table* getTable
(
    const char* name
) const
```

Parameters

The *name* of the table.

Return value

A pointer to the table, or `NULL` if there is no table with the *name* supplied.

Dictionary::getTablesapce()

Description Given either the name or ID of a tablespace, this method returns the corresponding `Tablespace` object.

Signatures

This method can be invoked in either of the following two ways:

- Using the tablespace name:

```
Tablespace getTablesapce
(
    const char* name
)
```

- Using the tablespace ID:

```
Tablespace getTablesapce
(
    Uint32 id
)
```

Parameters

Either one of the following:

- The *name* of the tablespace, a string (as a character pointer)
- The unsigned 32-bit integer *id* of the tablespace

Return value

A `Tablespace` object, as discussed in [Section 2.3.28, “The Tablespace Class”](#).

Dictionary::getUndofile()

Description

This method gets an `Undofile` object, given the ID of the node where an undo file is located and the file system path to the file.

Signature

```
Undofile getUndofile
```

```
(
    Uint32    nodeId,
    const char* path
)
```

Parameters

This method requires the following two arguments:

- The *nodeId* of the data node where the undo file is located; this value is passed as a 32-bit unsigned integer
- The *path* to the undo file on the node's file system (string as character pointer)

Return value

An instance of [Undofile](#). For more information, see [Section 2.3.29, "The Undofile Class"](#).

Dictionary::hasSchemaTrans()

Description

Tells whether an NDB API schema transaction is ongoing.

Signature

```
bool hasSchemaTrans
(
    void
) const
```

Parameters

None.

Return value

Returns boolean **TRUE** if a schema transaction is in progress, otherwise **FALSE**.

Dictionary::initDefaultHashMap()

Description

Initialize a default hash map for a table.

Signature

```
int initDefaultHashMap
(
    HashMap& dst,
    Uint32 fragments
)
```

or

```
int initDefaultHashMap
(
    HashMap& dst,
    Uint32 buckets,
    Uint32 fragments
)
```

Parameters

A reference to the hash map and the number of fragments. Optionally the number of buckets.

Return value

Returns 0 on success; on failure, returns -1 and sets an error.

Dictionary::invalidateIndex()

Description

This method is used to invalidate a cached index object.

Signature

The index invalidated by this method can be referenced either as an [Index](#) object (using a pointer), or by index name and table name, as shown here:

```
void invalidateIndex
(
    const char* indexName,
    const char* tableName
)
```



```
void invalidateIndex
(
    const Index* index
)
```

Parameters

The names of the index to be removed from the cache and the table to which it belongs (*indexName* and *tableName*, respectively), or a pointer to the corresponding *Index* object.

Return value

None.

Dictionary::invalidateTable()

Description

This method is used to invalidate a cached table object.

Signature

```
void invalidateTable
(
    const char* name
)
```

It is also possible to use a *Table* object rather than the name of the table, as shown here:

```
void invalidateTable
(
    const Table* table
)
```

Parameters

The *name* of the table to be removed from the table cache, or a pointer to the corresponding *Table* object.

Return value

None.

Dictionary::listEvents()

Description

This method returns a list of all events defined within the dictionary.

Signature

```
int listEvents
(
    List& list
)
```

Parameters

A reference to an empty *List*. In NDB 8.0.29 and later, use *clear()* to empty a previously used *List* for reuse.

Return value

0 on success; -1 on failure.

Dictionary::listIndexes()

Description

This method is used to obtain a *List* of all the indexes on a table, given the table's name.

Signature

```
int listIndexes
(
    List& list,
    const char* table
) const
```

Parameters

listIndexes() takes two arguments, both of which are required:

- A reference to an empty *List* that, following the call to this method, contains the indexes. In NDB 8.0.29 and later, use *clear()* to empty a previously used *List* for reuse.
- The name of the *table* whose indexes are to be listed

Return value

0 on success, -1 on failure.

Dictionary::listObjects()

Description

This method is used to obtain a list of objects in the dictionary. It is possible to get all of the objects in the dictionary, or to restrict the list to objects of a single type.

Signature

This method has two signatures:

```
int listObjects
(
    List&          list,
    Object::Type type = Object::TypeUndefined
) const
```

and

```
int listObjects
(
    List&          list,
    Object::Type type,
    bool           fullyQualified
) const
```

Parameters

A reference to an empty `List` object is required—this is the list that contains the dictionary's objects after `listObjects()` is called. (See [Section 2.3.10, "The List Class"](#).) An optional second argument `type` may be used to restrict the list to only those objects of the given type—that is, of the specified `Object::Type`. If `type` is not given, then the list contains all of the dictionary's objects.

You can also specify whether or not the object names in the `list` are fully qualified (that is, whether the object name includes the database, schema, and possibly the table name). If you specify `fullyQualified`, then you must also specify the `type`.

In NDB 8.0.29 and later, you can call `clear()` to empty a previously used `List` for reuse.

**Note**

Setting `fullyQualified` to `false` causes `listObjects()` to return objects that use fully qualified names.

Return value

0 on success, -1 on failure.

Dictionary::prepareHashMap()

Description

Creates or retrieves a hash map suitable for alteration. Requires a schema transaction to be in progress; see [Dictionary::beginSchemaTrans\(\)](#), for more information.

Signatures

Either of the following:

```
• int prepareHashMap
  (
    const Table& oldTable,
    Table& newTable
  )
```

```
• int prepareHashMap
  (
    const Table& oldTable,
    Table& newTable,
    Uint32 buckets
  )
```

)

Parameters	References to the old and new tables. Optionally, a number of buckets.
Return value	Returns 0 on success; on failure, returns -1 and sets an error.

Dictionary::releaseEvent()

Description	This method is used to free an Event after it is no longer needed. Typically this is an event returned by getEvent() .
-------------	--

Signature	<pre>void releaseEvent (const Event* event)</pre>
-----------	---

Parameters	The Event to be cleaned up.
------------	---

Return value	<i>None</i> .
--------------	---------------

This method was added in NDB 8.0.30.

Dictionary::releaseRecord()

Description	This method is used to free an NdbRecord after it is no longer needed.
-------------	--

Signature	<pre>void releaseRecord (NdbRecord* record)</pre>
-----------	---

Parameters	The NdbRecord to be cleaned up.
------------	---

Return value	<i>None</i> .
--------------	---------------

Example	See Section 2.3.22, "The NdbRecord Interface" .
---------	---

Dictionary::removeCachedTable()

Description	This method removes the table, specified by name, from the local cache.
-------------	---

Signature	<pre>void removeCachedTable (const char* table)</pre>
-----------	---

Parameters	The name of the table to be removed from the cache.
------------	---

Return value	<i>None</i> .
--------------	---------------

Dictionary::removeCachedIndex()

Description	This method removes the specified index from the local cache, given the name of the index and that of the table in which it is contained.
-------------	---

Signature	<pre>void removeCachedIndex (const char* index, const char* table)</pre>
-----------	--

Parameters	The removeCachedIndex() method requires two arguments:
------------	--

- The name of the [index](#) to be removed from the cache

- The name of the `table` in which the index is found

Return value

None.

2.3.4 The Element Structure

This section provides information about the `Element` structure.

Parent class

`List`

Description

The `Element` structure models an element of a list; it is used to store an object in a `List` populated by the `Dictionary` methods `listObjects()`, `listIndexes()`, and `listEvents()`.

Attributes

An `Element` has the attributes shown in the following table:

Table 2.13 Name, type, initial value, and description of `Element` structure attributes

Attribute	Type	Initial Value	Description
<code>id</code>	<code>unsigned int</code>	0	The object's ID
<code>type</code>	<code>Object::Type</code>	<code>Object::TypeUndefined</code>	The object's type—see <code>Object::Type</code> for possible values
<code>state</code>	<code>Object::State</code>	<code>Object::StateUndefined</code>	The object's state—see <code>Object::State</code> for possible values
<code>store</code>	<code>Object::Store</code>	<code>Object::StoreUndefined</code>	How the object is stored—see <code>Object::Store</code> for possible values
<code>database</code>	<code>char*</code>	0	The database in which the object is found
<code>schema</code>	<code>char*</code>	0	The schema in which the object is found
<code>name</code>	<code>char*</code>	0	The object's name

2.3.5 The Event Class

This section provides information about the `Event` class.

- [Event Class Overview](#)
- [Event::addEventColumn\(\)](#)
- [Event::addEventColumns\(\)](#)
- [Event::addTableEvent\(\)](#)
- [Event Constructor](#)
- [Event::EventDurability](#)
- [Event::EventReport](#)
- [Event::getDurability\(\)](#)
- [Event::getEventColumn\(\)](#)

- [Event::getName\(\)](#)
- [Event::getNoOfEventColumns\(\)](#)
- [Event::getObjectStatus\(\)](#)
- [Event::getObjectVersion\(\)](#)
- [Event::getObjectId\(\)](#)
- [Event::getReport\(\)](#)
- [Event::getTable\(\)](#)
- [Event::getTableEvent\(\)](#)
- [Event::getTableName\(\)](#)
- [Event::mergeEvents\(\)](#)
- [Event::setDurability\(\)](#)
- [Event::setReport\(\)](#)
- [Event::setName\(\)](#)
- [Event::setTable\(\)](#)
- [Event::TableEvent](#)

Event Class Overview

Parent class	NdbDictionary
Child classes	<i>None</i>
Description	This class represents a database event in an NDB Cluster.
Methods	The following table lists the public methods of the Event class and the purpose or use of each method:

Table 2.14 Event class methods and descriptions

Name	Description
Event ()	Class constructor
~Event ()	Destructor
addEventColumn ()	Adds a column on which events should be detected
addEventColumns ()	Adds multiple columns on which events should be detected
addTableEvent ()	Adds the type of event that should be detected
getDurability ()	Gets the event's durability
getEventColumn ()	Gets a column for which an event is defined
getName ()	Gets the event's name
getNoOfEventColumns ()	Gets the number of columns for which an event is defined
getObjectId ()	Gets the event's object ID
getObjectStatus ()	Gets the event's object status

Name	Description
<code>getObjectVersion()</code>	Gets the event's object version
<code>getReport()</code>	Gets the event's reporting options
<code>getTable()</code>	Gets the <code>Table</code> object on which the event is defined
<code>getTableEvent()</code>	Checks whether an event is to be detected
<code>getTableName()</code>	Gets the name of the table on which the event is defined
<code>mergeEvents()</code>	Sets the event's merge flag
<code>setDurability()</code>	Sets the event's durability
<code>setName()</code>	Sets the event's name
<code>setReport()</code>	The the event's reporting options
<code>setTable()</code>	Sets the <code>Table</code> object on which the event is defined

Improved Event API (NDB 7.4 and later). NDB 7.4 introduces an epoch-driven Event API that supercedes the earlier GCI-based model. The new version of the API also simplifies error detection and handling. These changes are realized in the NDB API by implementing a number of new methods for `Ndb` and `NdbEventOperation`, deprecating several other methods of both classes, and adding new type values to `TableEvent`.

Some of the new methods directly replace or stand in for deprecated methods, but not all of the deprecated methods map to new ones, some of which are entirely new. Old (deprecated) methods are shown in the first column of the following table, and new methods in the second column; old methods corresponding to new methods are shown in the same row.

Table 2.15 Deprecating and new Event API methods in the NDB API, NDB 7.4

Old Method	New Method
<code>NdbEventOperation::getEventType()</code>	<code>NdbEventOperation::getEventType2()</code>
<code>NdbEventOperation::getEpoch()</code>	<code>NdbEventOperation::getEpoch()</code>
<code>NdbEventOperation::getHighestGCI()</code>	<code>NdbEventOperation::getHighestQueuedEpoch()</code>
<code>NdbEventOperation::run()</code>	<code>NdbEventOperation::getEventType2()</code>
<code>NdbEventOperation::error()</code>	<code>NdbEventOperation::getEventType2()</code>
<code>NdbEventOperation::nearError()</code>	<code>None</code>
<code>None</code>	<code>NdbEventOperation::isEmptyEpoch()</code>
<code>None</code>	<code>NdbEventOperation::isErrorEpoch()</code>
<code>Ndb::pollEvents()</code>	<code>Ndb::pollEvents2()</code>
<code>Ndb::nextEvent()</code>	<code>Ndb::nextEvent2()</code>
<code>Ndb::getLatestGCI()</code>	<code>Ndb::getHighestQueuedEpoch()</code>
<code>Ndb::getGCIEventOperation()</code>	<code>Ndb::getNextEventOpInEpoch2()</code>
<code>Ndb::isConsistent()</code>	<code>None</code>

Old Method	New Method
<code>Ndb::isConsistent()</code>	None

Error handling using the new API is accomplished by checking the value returned from `getEventType2()`, and is no longer handled using the methods `hasError()` and `clearError()`, which are now deprecated and subject to removal in a future release of NDB Cluster. In support of this change, the range of possible `TableEvent` types has been expanded by those listed here:

- `TE_EMPTY`: Empty epoch
- `TE_INCONSISTENT`: Inconsistent epoch; missing data or overflow
- `TE_OUT_OF_MEMORY`: Inconsistent data; event buffer out of memory or overflow

The result of these changes is that, in NDB 7.4 and later, you can check for errors while checking a table event's type, as shown here:

```
NdbDictionary::Event::TableEvent* error_type = 0;
NdbEventOperation* pOp = nextEvent2();

if (pOp->isErrorEpoch(error_type)
{
    switch (error_type)
    {
        case TE_INCONSISTENT :
            // Handle error/inconsistent epoch...
            break;

        case TE_OUT_OF_MEMORY :
            // Handle error/inconsistent data...
            break;

        // ...
    }
}
```

For more information, see the detailed descriptions for the `Ndb` and `NdbEventOperation` methods shown in the table previously, as well as `Event::TableEvent`.

Types

These are the public types of the `Event` class:

Table 2.16 Event class types and descriptions

Name	Description
<code>TableEvent()</code>	Represents the type of a table event
<code>EventDurability()</code>	Specifies an event's scope, accessibility, and lifetime
<code>EventReport()</code>	Specifies the reporting option for a table event

Event::addEventColumn()

Description

This method is used to add a column on which events should be detected. The column may be indicated either by its ID or its name.

You must invoke `Dictionary::createEvent()` before any errors will be detected. See `Dictionary::createEvent()`.

If you know several columns by name, you can enable event detection on all of them at one time by using `addEventColumns()`. See [Event::addEventColumns\(\)](#).

Signatures

This method can be invoked in either of the following ways:

- Identifying the event using its column ID:

```
void addEventColumn
(
    unsigned attrId
)
```

- Identifying the column by name:

```
void addEventColumn
(
    const char* columnName
)
```

Parameters

This method takes a single argument, which may be either one of the following:

- The column ID (`attrId`), which should be an integer greater than or equal to 0, and less than the value returned by `getNoOfEventColumns()`.
- The column's `name` (as a constant character pointer).

Return value

None.

Event::addEventColumns()

Description

This method is used to enable event detection on several columns at the same time. You must use the names of the columns.

As with `addEventColumn()`, you must invoke `Dictionary::createEvent()` before any errors will be detected. See [Dictionary::createEvent\(\)](#).

Signature

```
void addEventColumns
(
    int          n,
    const char** columnNames
)
```

Parameters

This method requires the two arguments listed here:

- The number of columns `n` (an integer).
- The names of the columns `columnNames`—this must be passed as a pointer to a character pointer.

Return value

None.

Event::addTableEvent()

Description

This method is used to add types of events that should be detected.

Signature

```
void addTableEvent
(
    const TableEvent te
)
```


Parameters This method requires a [TableEvent](#) value.

Return value *None*.

Event Constructor

Description The [Event](#) constructor creates a new instance with a given name, and optionally associated with a table.

You should keep in mind that the NDB API does not track allocated event objects, which means that the user must explicitly delete the [Event](#) thus created after it is no longer in use.

Signatures It is possible to invoke this method in either of two ways, the first of these being by name only, as shown here:

```
Event
(
    const char* name
)
```

Alternatively, you can use the event name and an associated table, like this:

```
Event
(
    const char* name,
    const NdbDictionary::Table& table
)
```

Parameters At a minimum, a *name* (as a constant character pointer) for the event is required. Optionally, an event may also be associated with a table; this argument, when present, is a reference to a [Table](#) object (see [Section 2.3.27](#), “The Table Class”).

Return value A new instance of [Event](#).

Destructor. A destructor for this class is supplied as a virtual method which takes no arguments and whose return type is `void`.

Event::EventDurability




This section provides information about [EventDurability](#), a type defined by the [Event](#) class.

Description The values of this type are used to describe an event's lifetime or persistence as well as its scope.

Enumeration values Possible values are shown, along with descriptions, in the following table:

Table 2.17 Event::EventDurability data type values and descriptions

Name	Description
ED_UNDEFINED	The event is undefined or of an unsupported type.
ED_SESSION	This event persists only for the duration of the current session, and is available only to the current application. It is deleted after the application disconnects or following a cluster restart.

Name	Description
	 <p>Important</p> <p>The value ED_SESSION is reserved for future use and is not yet supported in any NDB Cluster release.</p>
ED_TEMPORARY	<p>Any application may use the event, but it is deleted following a cluster restart.</p>  <p>Important</p> <p>The value ED_TEMPORARY is reserved for future use and is not yet supported in any NDB Cluster release.</p>
ED_PERMANENT	<p>Any application may use the event, and it persists until deleted by an application—even following a cluster. restart</p>  <p>Important</p> <p>The value ED_PERMANENT is reserved for future use and is not yet supported in any NDB Cluster release.</p>

Event::EventReport

This section provides information about [EventReport](#), a type defined by the [Event](#) class.

Description The values of this type are used to specify reporting options for table events.

Enumeration values Possible values are shown, along with descriptions, in the following table:

Table 2.18 Event::EventReport type values and descriptions

Name	Description
ER_UPDATED	Reporting of update events
ER_ALL	Reporting of all events, except for those not resulting in any updates to the inline parts of blob columns
ER_SUBSCRIBE	Reporting of subscription events
ER_DDL	Reporting of DDL events (see Event::setReport() , for more information)

Event::getDurability()

Description	This method gets the event's lifetime and scope (that is, its EventDurability).
Signature	<pre>EventDurability getDurability (void) const</pre>
Parameters	<i>None.</i>
Return value	An EventDurability value.

Event::getEventColumn()

Description	This method is used to obtain a specific column from among those on which an event is defined.
Signature	<pre>const Column* getEventColumn (unsigned no) const</pre>
Parameters	The number (<i>no</i>) of the column, as obtained using getNoOfColumns() (see Event::getNoOfEventColumns()).
Return value	A pointer to the Column corresponding to <i>no</i> .

Event::getName()

Description	This method obtains the name of the event.
Signature	<pre>const char* getName (void) const</pre>
Parameters	<i>None.</i>
Return value	The name of the event, as a character pointer.

Event::getNoOfEventColumns()

Description	This method obtains the number of columns on which an event is defined.
Signature	<pre>int getNoOfEventColumns (void) const</pre>
Parameters	<i>None.</i>
Return value	The number of columns (as an integer), or <i>-1</i> in the case of an error.

Event::getObjectStatus()

Description	This method gets the object status of the event.
Signature	<pre>virtual Object::Status getObjectStatus (void</pre>

```
) const
```

Parameters

None.

Return value

The object status of the event. For possible values, see [Object::Status](#).

Event::getObjectVersion()

Description

This method gets the event's object version (see [NDB Schema Object Versions](#)).

Signature

```
virtual int getObjectVersion
(
    void
) const
```

Parameters

None.

Return value

The object version of the event, as an integer.

Event::getObjectId()

Description

This method retrieves an event's object ID.

Signature

```
virtual int getObjectId
(
    void
) const
```

Parameters

None.

Return value

The object ID of the event, as an integer.

Event::getReport()

Description

This method is used to obtain the reporting option in force for this event.

Signature

```
EventReport getReport
(
    void
) const
```

Parameters

None.

Return value

One of the reporting options specified in [Event::EventReport](#).

Event::getTable()

Description

This method is used to find the table with which an event is associated. It returns a reference to the corresponding [Table](#) object. You may also obtain the name of the table directly using [getTableNames\(\)](#).

Signature

```
const NdbDictionary::Table* getTable
(
    void
) const
```

Parameters

None.

Return value

The table with which the event is associated—if there is one—as a pointer to a [Table](#) object; otherwise, this method returns [NULL](#). (See [Section 2.3.27, “The Table Class”](#).)

Event::getTableEvent()

Description	This method is used to check whether a given table event will be detected.
Signature	<pre>bool getTableEvent (const TableEvent te) const</pre>
Parameters	This method takes a single parameter, the table event's type—that is, a <code>TableEvent</code> value.
Return value	This method returns <code>true</code> if events of <code>TableEvent</code> type <code>te</code> will be detected. Otherwise, the return value is <code>false</code> .

Event::getTableName()

Description	This method obtains the name of the table with which an event is associated, and can serve as a convenient alternative to <code>getTable()</code> . (See <code>Event::getTable()</code> .)
Signature	<pre>const char* getTableName (void) const</pre>
Parameters	<i>None.</i>
Return value	The name of the table associated with this event, as a character pointer.

Event::mergeEvents()

Description	<p>This method is used to set the <i>merge events flag</i>, which is <code>false</code> by default. Setting it to <code>true</code> implies that events are merged as follows:</p> <ul style="list-style-type: none"> • For a given <code>NdbEventOperation</code> associated with this event, events on the same primary key within the same global checkpoint index (GCI) are merged into a single event. • A blob table event is created for each blob attribute, and blob events are handled as part of main table events. • Blob post/pre data from blob part events can be read via <code>NdbBlob</code> methods as a single value. <p>This flag is not inherited by <code>NdbEventOperation</code>, and must be set on <code>NdbEventOperation</code> explicitly.</p>
Signature	<pre>void mergeEvents (bool flag)</pre>
Parameters	A Boolean <i>flag</i> value.
Return value	<i>None.</i>

Event::setDurability()

Description	This method sets an event's durability—that is, its lifetime and scope.
-------------	---

Signature `void setDurability(EventDurability ed)`

Parameters This method requires a single [EventDurability](#) value as a parameter.

Return value *None*.

Event::setReport()

Description This method is used to set a reporting option for an event. Possible option values may be found in [Event::EventReport](#).

Reporting of DDL events You must call `setReport()` using the [EventReport](#) value `ER_DDL` (added in the same NDB Cluster versions).

For example, to enable DDL event reporting on an [Event](#) object named `myEvent`, you must invoke this method as shown here:

```
myEvent.setReport(NdbDictionary::Event::ER_DDL);
```

Signature `void setReport
(
 EventReport er
)`

Parameters An [EventReport](#) option value.

Return value *None*.

Event::setName()

Description This method is used to set the name of an event. The name must be unique among all events visible from the current application (see [Event::getDurability\(\)](#)).

You can also set the event's name when first creating it. See [Event Constructor](#).

Signature `void setName
(
 const char* name
)`

Parameters The *name* to be given to the event (as a constant character pointer).

Return value *None*.

Event::setTable()

Description This method defines a table on which events are to be detected.

By default, event detection takes place on all columns in the table. Use [addEventColumn\(\)](#) to override this behavior. For details, see [Event::addEventColumn\(\)](#).

Signature `void setTable
(
 const NdbDictionary::Table& table
)`

You can also use a pointer with this method, as shown here:

```
void setTable  
(  
    const NdbDictionary::Table*; table
```

)

When so used, this version of `setTable()` returns -1 if the table pointer is `NULL`.

Parameters

This method requires a single parameter, a reference or a pointer to the table (see [Section 2.3.27, “The Table Class”](#)) on which events are to be detected.

Return value

-1 if a null table pointer is used, otherwise null.

Event::TableEvent

This section describes `TableEvent`, a type defined by the `Event` class.

Description

`TableEvent` is used to classify the types of events that may be associated with tables in the NDB API.

Enumeration values

Possible values are shown, along with descriptions, in the following table:

Table 2.19 Event::TableEvent type values and descriptions

Name	Description
<code>TE_INSERT</code>	Insert event on a table
<code>TE_DELETE</code>	Delete event on a table
<code>TE_UPDATE</code>	Update event on a table
<code>TE_DROP</code>	Occurs when a table is dropped
<code>TE_ALTER</code>	Occurs when a table definition is changed
<code>TE_CREATE</code>	Occurs when a table is created
<code>TE_GCP_COMPLETE</code>	Occurs on the completion of a global checkpoint
<code>TE_CLUSTER_FAILURE</code>	Occurs on Cluster failures
<code>TE_STOP</code>	Occurs when an event operation is stopped
<code>TE_NODE_FAILURE</code>	Occurs when a Cluster node fails
<code>TE_SUBSCRIBE</code>	Occurs when a cluster node subscribes to an event
<code>TE_UNSUBSCRIBE</code>	Occurs when a cluster node unsubscribes from an event
<code>TE_EMPTY</code>	Empty epoch received from data nodes
<code>TE_INCONSISTENT</code>	Missing data or buffer overflow at data node
<code>TE_OUT_OF_MEMORY</code>	Overflow in event buffer
<code>TE_ALL</code>	Occurs when any event occurs on a table (not relevant when a specific event is received)

`TE_EMPTY`, `TE_INCONSISTENT`, and `TE_OUT_OF_MEMORY` were added in NDB 7.4.

2.3.6 The ForeignKey Class

This section provides information about the `ForeignKey` class, which models a foreign key on an NDB table.

- [ForeignKey Class Overview](#)
- [ForeignKey\(\)](#)
- [ForeignKey::FkAction](#)
- [ForeignKey::getName\(\)](#)
- [ForeignKey::getParentTable\(\)](#)
- [ForeignKey::getChildTable\(\)](#)
- [ForeignKey::getParentColumnCount\(\)](#)
- [ForeignKey::getChildColumnCount\(\)](#)
- [ForeignKey::getParentIndex\(\)](#)
- [ForeignKey::getChildIndex\(\)](#)
- [ForeignKey::getParentColumnNo\(\)](#)
- [ForeignKey::getChildColumnNo\(\)](#)
- [ForeignKey::getOnUpdateAction\(\)](#)
- [ForeignKey::getOnDeleteAction\(\)](#)
- [ForeignKey::setName\(\)](#)
- [ForeignKey::setParent\(\)](#)
- [ForeignKey::setChild\(\)](#)
- [ForeignKey::setOnUpdateAction\(\)](#)
- [ForeignKey::setOnDeleteAction\(\)](#)
- [ForeignKey::getObjectStatus\(\)](#)
- [ForeignKey::getObjectId\(\)](#)
- [ForeignKey::getObjectVersion\(\)](#)

ForeignKey Class Overview

Parent class [Object](#)

Child classes *None.*

Methods The following table lists the public methods of the [ForeignKey](#) class and the purpose or use of each method:

Table 2.20 ForeignKey class methods and descriptions

Name	Description
ForeignKey()	Class constructor
~ForeignKey()	Class destructor
getName()	Get the foreign key's name
getParentTable()	Get the foreign key's parent table
getChildTable()	Get the foreign key's child table
getParentColumnCount()	Get the number of columns in the parent table

Name	Description
<code>getChildColumnCount()</code>	Get the number of columns in the child table
<code>getParentColumnNo()</code>	Get the column number in the parent table
<code>getChildColumnNo()</code>	Get the column number in the child table
<code>getParentIndex()</code>	Returns 0 if key points to parent table's primary key
<code>getChildIndex()</code>	Returns 0 if child references resolved using child table's primary key
<code>getOnUpdateAction()</code>	Get the foreign's key update action (FkAction)
<code>getonDeleteAction()</code>	Get the foreign key's delete action (FkAction)
<code>setName()</code>	Set the foreign key's name
<code>setParent()</code>	Set the foreign key's parent table
<code>setChild()</code>	Set a foreign key's child table
<code>setOnUpdateAction()</code>	Set the foreign's key update action (FkAction)
<code>setonDeleteAction()</code>	Set the foreign key's delete action (FkAction)
<code>getObjectStatus()</code>	Get the object status
<code>getObjectId()</code>	Get the object ID
<code>getObjectVersion()</code>	Get the object version

Types

The [ForeignKey](#) class has one public type, the [FkAction](#) type.**ForeignKey()**

Description

Create either an entirely new foreign key reference, or a copy of an existing one.

Signature

New instance:

```
ForeignKey
(
    void
)
```

Copy constructor:

```
ForeignKey
(
    const ForeignKey&
)
```

Parameters

For a new instance: *None*.For the copy constructor: A reference to an existing instance of [ForeignKey](#).

Return value

A new instance of [ForeignKey](#).**ForeignKey::FkAction**This section provides information about [FkAction](#), which is an enumeration modelling a reference action for a foreign key when an update or delete operation is performed on the parent table.

Enumeration values

Possible values are shown, along with the corresponding reference action, in the following table:

Table 2.21 ForeignKey::FkAction data type values and descriptions

Name	Description
NoAction	NO ACTION: Deferred check.
Restrict	RESTRICT: Reject operation on parent table.
Cascade	CASCADE: Perform operation on row from parent table; perform same operation on matching rows in child table.
SetNull	SET NULL: Perform operation on row from parent table; set any matching foreign key columns in child table to NULL.
SetDefault	SET DEFAULT: Currently not supported in NDB Cluster.

See also [FOREIGN KEY Constraints](#), in the *MySQL Manual*.

ForeignKey::getName()

Description

Retrieve the name of the `ForeignKey` instance for which the method is invoked.

Signature

```
const char* getName
(
    void
) const
```

Parameters

None.

Return value

The name of the `ForeignKey`.

ForeignKey::getParentTable()

Description

Retrieve the parent table of the `ForeignKey` instance for which the method is invoked.

Signature

```
const char* getParentTable
(
    void
) const
```

Parameters

None.

Return value

A pointer to the parent table of the `ForeignKey`.

ForeignKey::getChildTable()

Description

Retrieve the child table of the `ForeignKey` instance for which the method is invoked.

Signature

```
const char* getChildTable
(
    void
) const
```

Parameters

None.

Return value

A pointer to the child table of this `ForeignKey`.

ForeignKey::getParentColumnCount()

Description	Retrieve the number of columns in the parent table of this ForeignKey .
Signature	<pre>unsigned getParentColumnCount (void) const</pre>
Parameters	<i>None.</i>
Return value	The number of columns in the parent table.

ForeignKey::getChildColumnCount()

Description	Retrieve the number of columns in the child table of this ForeignKey .
Signature	<pre>unsigned getChildColumnCount (void) const</pre>
Parameters	<i>None.</i>
Return value	The number of columns in the child table.

ForeignKey::getParentIndex()

Description	Returns 0 if the child table refers to the parent table's primary key.
Signature	<pre>const char* getParentIndex (void) const</pre>
Parameters	<i>None.</i>
Return value	See description.

ForeignKey::getChildIndex()

Description	Return 0 if child references are resolved using the child table's primary key.
Signature	<pre>const char* getChildIndex (void) const</pre>
Parameters	<i>None.</i>
Return value	See description.

ForeignKey::getParentColumnNo()

Description	This method gets the sequence number of a foreign key column in the parent table for a given index. See the documentation for Column::getColumnNo() , for information about handling columns in the NDB API.
Signature	<pre>int getParentColumnNo (</pre>

```
    unsigned no
) const
```

Parameters *None.*

Return value The sequence number of the column.

ForeignKey::getChildColumnNo()

Description This method gets the sequence number of a foreign key column in the child table for a given index. See the documentation for [Column::getColumnNo\(\)](#) for information about handling columns in the NDB API.

Signature

```
int getChildColumnNo
(
    unsigned no
) const
```

Parameters *None.*

Return value The sequence number of the column.

ForeignKey::getOnUpdateAction()

Description Get the foreign key's [ON UPDATE](#) action. This is a [ForeignKey::FkAction](#) and has one of the values [NoAction](#), [Restrict](#), [Cascade](#), or [SetNull](#).

Signature

```
FkAction getOnUpdateAction
(
    void
) const
```

Parameters *None.*

Return value The sequence number of the column.

ForeignKey::getonDeleteAction()

Description Get the foreign key's [ON DELETE](#) action. This is a [ForeignKey::FkAction](#) and has one of the values [NoAction](#), [Restrict](#), [Cascade](#), or [SetNull](#).

Signature

```
FkAction getonDeleteAction
(
    void
) const
```

Parameters *None.*

Return value The sequence number of the column.

ForeignKey::setName()

Description Set the name of the [ForeignKey](#) instance for which the method is invoked.

Signature

```
void setName
(
    const char*
)
```

Parameters The name of the [ForeignKey](#).

Return value *None*.

ForeignKey::setParent()

Description Set the parent table of a [ForeignKey](#), given a reference to the table, and optionally, an index to use as the foreign key.

Signature

```
void setParent
(
    const Table&,
    const Index* index = 0,
    const Column* cols[] = 0
)
```

Parameters A reference to a [Table](#) (required). Optionally, an index using the indicated column or columns.

Return value *None*.

ForeignKey::setChild()

Description Set the child table of a [ForeignKey](#), given a reference to the table, and optionally, an index to use as the foreign key.

Signature

```
void setChild
(
    const Table&,
    const Index* index = 0,
    const Column* cols[] = 0
)
```

Parameters A reference to a [Table](#) (required). Optionally, an index using the indicated column or columns.

Return value *None*.

ForeignKey::setOnUpdateAction()

Description Set the foreign key's [ON UPDATE](#) action.

Signature

```
void setOnUpdateAction
(
    FkAction
)
```

Parameters The [ON UPDATE](#) action to be performed. This must be a [ForeignKey::FkAction](#) having one of the values [NoAction](#), [Restrict](#), [Cascade](#), or [SetNull](#).

Return value *None*

ForeignKey::setonDeleteAction()

Description Set the foreign key's [ON DELETE](#) action.

Signature

```
void setOnUpdateAction
(
    FkAction
)
```

Parameters The [ON UPDATE](#) action to be performed, of type [ForeignKey::FkAction](#). Must be one of the values [NoAction](#), [Restrict](#), [Cascade](#), or [SetNull](#).

Return value *None*

ForeignKey::getObjectStatus()

Description	Get the object status (see Object::Status) for this ForeignKey object.
Signature	<pre>virtual Object::Status getObjectStatus (void) const</pre>
Parameters	<i>None.</i>
Return value	The ForeignKey object's status, as a value of type Object::Status . See this type's documentation for possible values and their interpretation.

ForeignKey::getObjectId()

Description	Get the object ID (see Object::getObjectId()) for this ForeignKey object.
Signature	<pre>virtual int getObjectId (void) const</pre>
Parameters	<i>None.</i>
Return value	The ForeignKey object's ID, as returned by Object::getObjectId() .

ForeignKey::getObjectVersion()

Description	Get the object version (see Object::getObjectVersion()) for this ForeignKey object.
Signature	<pre>virtual int getObjectVersion (void) const</pre>
Parameters	<i>None.</i>
Return value	The ForeignKey object's version number (an integer), as returned by Object::getObjectVersion() .

2.3.7 The HashMap Class

This section provides information about the [HashMap](#) class, which models a hash map in an NDB Cluster.

- [HashMap Class Overview](#)
- [HashMap Constructor](#)
- [HashMap::setName\(\)](#)
- [HashMap::getName\(\)](#)
- [HashMap::setMap\(\)](#)
- [HashMap::getMapLen\(\)](#)
- [HashMap::getMapValues\(\)](#)

- [HashMap::equal\(\)](#)
- [HashMap::getObjectStatus\(\)](#)
- [HashMap::getObjectVersion\(\)](#)
- [HashMap::getObjectId\(\)](#)

HashMap Class Overview

Parent class [Object](#)

Child classes *None.*

Methods The following table lists the public methods of the [HashMap](#) class and the purpose or use of each method:

Table 2.22 HashMap class methods and descriptions

Name	Description
HashMap ()	Class constructor
~HashMap ()	Class destructor
setName ()	Set a name for the hashmap
getName ()	Gets a hashmap's name
setMap ()	Sets a hashmap's length and values
getMapLen ()	Gets a hashmap's length
getMapValues ()	Gets the values contained in the hashmap
equal ()	Compares this hashmap's values with those of another hashmap
getObjectStatus ()	Gets the hashmap's object status
getObjectVersion ()	Gets the hashmap's schema object version
getObjectId ()	Gets the hashmap's ID

Types The [HashMap](#) class defines no public types.

HashMap Constructor

Description The [HashMap](#) class constructor normally requires no arguments. A copy constructor is also available.

See also [Dictionary::createHashMap\(\)](#), for more information.

Signature Base constructor:

```
HashMap HashMap
(
    void
)
```

Copy constructor:

```
HashMap HashMap
(
    const HashMap& hashmap
)
```

Destructor:

```
virtual ~HashMap
```

```
(
    void
)
```

Parameters

None, or the address of an existing [HashMap](#) object to be copied.

Return value

A new instance of [HashMap](#), possibly a copy of an existing one.

HashMap::setName()

Description

Sets the name of the hash map.

Signature

```
void setName
(
    const char* name
)
```

Parameters

The name to be assigned to the hashmap.

Return value

None.

HashMap::getName()

Description

Gets the name of the hash map.

Signature

```
const char* getName
(
    void
) const
```

Parameters

None.

Return value

The name of the hash map.

HashMap::setMap()

Description

Assigns a set of values to a has map.

Signature

```
void setMap
(
    const Uint32* values,
    Uint32 len
)
```

Parameters

A pointer to a set of *values* of length *len*.

Return value

None.

HashMap::getMapLen()

Description

Gets the hash map's length; that is, the number of values which it contains. You can obtain the values using [getMapValues\(\)](#).

Signature

```
Uint32 getMapLen
(
    void
) const
```

Parameters

None.

Return value

The length of the hash map.

HashMap::getMapValues()

Description

Gets the values listed in the hash map.

Signature

```
int getMapValues
(
    Uint32* dst,
    Uint32 len
) const
```

Parameters

A pointer to a set of values (*dst*) and the number of values (*len*).

Return value

Returns 0 on success; on failure, returns -1 and sets error.

HashMap::equal()

Description

Compares (only) the values of this [HashMap](#) with those of another one.

Signature

```
bool equal
(
    const HashMap& hashmap
) const
```

Parameters

A reference to the hash map to be compared with this one.

Return value

None.

HashMap::getObjectStatus()

Description

This method retrieves the status of the [HashMap](#) for which it is invoked. The return value is of type [Object::Status](#).

Signature

```
virtual Status getObjectStatus
(
    void
) const
```

Parameters

None.

Return value

Returns the current [Status](#) of the [HashMap](#).

HashMap::getObjectVersion()

Description

The method gets the hash map's schema object version.

Signature

```
virtual int getObjectVersion
(
    void
) const
```

Parameters

None.

Return value

The object's version number, an integer.

HashMap::getObjectId()

Description

This method retrieves the hash map's ID.

Signature

```
virtual int getObjectId
(
    void
) const
```

Parameters

None.

Return value

The object ID, an integer.

2.3.8 The Index Class

This section provides information about the [Index](#) class.

- [Index Class Overview](#)
- [Index Class Constructor](#)
- [Index::addColumn\(\)](#)
- [Index::addColumnName\(\)](#)
- [Index::addColumnNames\(\)](#)
- [Index::getColumn\(\)](#)
- [Index::getLogging\(\)](#)
- [Index::getName\(\)](#)
- [Index::getNoOfColumns\(\)](#)
- [Index::getObjectStatus\(\)](#)
- [Index::getObjectVersion\(\)](#)
- [Index::getObjectId\(\)](#)
- [Index::getTable\(\)](#)
- [Index::getType\(\)](#)
- [Index::setLogging](#)
- [Index::setName\(\)](#)
- [Index::setTable\(\)](#)
- [Index::setType\(\)](#)
- [Index::Type](#)

Index Class Overview

Parent class	NdbDictionary
Child classes	<i>None</i>
Description	This class represents an index on an NDB Cluster table column. It is a descendant of the NdbDictionary class, using the Object class.

If you create or change indexes using the NDB API, these modifications cannot be seen by MySQL. The only exception to this is using [Index::setName\(\)](#) to rename the index.

Methods

The following table lists the public methods of [Index](#) and the purpose or use of each method:

Table 2.23 Index class methods and descriptions

Name	Description
Index()	Class constructor
~Index()	Destructor
addColumn()	Adds a Column object to the index

Name	Description
<code>addColumnNames()</code>	Adds a column by name to the index
<code>addColumnNames()</code>	Adds multiple columns by name to the index
<code>getColumn()</code>	Gets a column making up (part of) the index
<code>getLogging()</code>	Checks whether the index is logged to disk
<code>getName()</code>	Gets the name of the index
<code>getNoOfColumns()</code>	Gets the number of columns belonging to the index
<code>getObjectStatus()</code>	Gets the index object status
<code>getObjectVersion()</code>	Gets the index object status
<code>getObjectId()</code>	Gets the index object ID
<code>getTable()</code>	Gets the name of the table being indexed
<code>getType()</code>	Gets the index type
<code>setLogging()</code>	Enable/disable logging of the index to disk
<code>setName()</code>	Sets the name of the index
<code>setTable()</code>	Sets the name of the table to be indexed
<code>setType()</code>	Set the index type

Types

`Index` defines one public type, the `Type` type.

Index Class Constructor

Description

This is used to create a new instance of `Index`.

Indexes created using the NDB API cannot be seen by the MySQL Server.

Signature

```
Index
(
    const char* name = ""
)
```

Parameters

The name of the new index. It is possible to create an index without a name, and then assign a name to it later using `setName()`. See `Index::setName()`.

Return value

A new instance of `Index`.

Destructor

The destructor (`~Index()`) is supplied as a virtual method.

Index::addColumn()

Description

This method may be used to add a column to an index.

The order of the columns matches the order in which they are added to the index. However, this matters only with ordered indexes.

Signature

```
void addColumn
(
    const Column& c
)
```

Parameters

A reference `c` to the column which is to be added to the index.

Return value *None*.

Index::addColumnName()

Description This method works in the same way as `addColumn()`, except that it takes the name of the column as a parameter. See `Index::getColumn()`.

Signature

```
void addColumnName
(
    const char* name
)
```

Parameters The *name* of the column to be added to the index, as a constant character pointer.

Return value *None*.

Index::addColumnNames()

Description This method is used to add several column names to an index definition at one time.

As with the `addColumn()` and `addColumnName()` methods, the indexes are numbered in the order in which they were added. This normally matters only for ordered indexes.

Signature

```
void addColumnNames
(
    unsigned    noOfNames,
    const char** names
)
```

Parameters This method takes two parameters, listed here:

- The number of columns and names *noOfNames* to be added to the index.
- The *names* to be added (as a pointer to a pointer).

Return value *None*.

Index::getColumn()

Description This method retrieves the column at the specified position within the index.

Signature

```
const Column* getColumn
(
    unsigned no
) const
```

Parameters The ordinal position number *no* of the column, as an unsigned integer. Use the `getNoOfColumns()` method to determine how many columns make up the index—see `Index::getNoOfColumns()`, for details.

Return value The column having position *no* in the index, as a pointer to an instance of `Column`. See [Section 2.3.1, “The Column Class”](#).

Index::getLogging()

Description Use this method to determine whether logging to disk has been enabled for the index.

Indexes which are not logged are rebuilt when the cluster is started or restarted.

Ordered indexes currently do not support logging to disk; they are rebuilt each time the cluster is started. (This includes restarts.)

Signature

```
bool getLogging
(
    void
) const
```

Parameters

None.

Return value

A Boolean value:

- `true`: The index is being logged to disk.
- `false`: The index is not being logged.

Index::getName()

Description

This method is used to obtain the name of an index.

Signature

```
const char* getName
(
    void
) const
```

Parameters

None.

Return value

The name of the index, as a constant character pointer.

Index::getNoOfColumns()

Description

This method is used to obtain the number of columns making up the index.

Signature

```
unsigned getNoOfColumns
(
    void
) const
```

Parameters

None.

Return value

An unsigned integer representing the number of columns in the index.

Index::getObjectStatus()

Description

This method gets the object status of the index.

Signature

```
virtual Object::Status getObjectStatus
(
    void
) const
```

Parameters

None.

Return value

A `Status` value; see [Object::Status](#), for more information.

Index::getObjectVersion()

Description

This method gets the object version of the index (see [NDB Schema Object Versions](#)).

Signature

```
virtual int getObjectVersion  
(  
    void  
) const
```

Parameters

None.

Return value

The object version for the index, as an integer.

Index::getObjectId()

Description

This method is used to obtain the object ID of the index.

Signature

```
virtual int getObjectId  
(  
    void  
) const
```

Parameters

None.

Return value

The object ID, as an integer.

Index::getTable()

Description

This method can be used to obtain the name of the table to which the index belongs.

Signature

```
const char* getTable  
(  
    void  
) const
```

Parameters

None.

Return value

The name of the table, as a constant character pointer.

Index::getType()

Description

This method can be used to find the type of index.

Signature

```
Type getType  
(  
    void  
) const
```

Parameters

None.

Return value

An index type. See [Index::Type](#), for possible values.

Index::setLogging

Description

This method is used to enable or disable logging of the index to disk.

Signature

```
void setLogging  
(  
    bool enable  
)
```

Parameters

`setLogging()` takes a single Boolean parameter *enable*. If *enable* is `true`, then logging is enabled for the index; if false, then logging of this index is disabled.

Return value

None.

Index::setName()

Description	This method sets the name of the index. This is the only <code>Index::set*()</code> method whose result is visible to a MySQL Server.
Signature	<pre>void setName (const char* name)</pre>
Parameters	The desired <code>name</code> for the index, as a constant character pointer.
Return value	<i>None.</i>

Index::setTable()

Description	This method sets the table that is to be indexed. The table is referenced by name.
Signature	<pre>void setTable (const char* name)</pre>
Parameters	The <code>name</code> of the table to be indexed, as a constant character pointer.
Return value	<i>None.</i>

Index::setType()

Description	This method is used to set the index type.
Signature	<pre>void setType (Type type)</pre>
Parameters	The <code>type</code> of index. For possible values, see Index::Type .
Return value	<i>None.</i>

Index::Type

This section provides information about the `Index` type.

Description	This is an enumerated type which describes the sort of column index represented by a given instance of <code>Index</code> . Do not confuse this enumerated type with <code>Object::Type</code> , or with <code>Column::Type</code> .
Enumeration values	Possible values are shown, along with descriptions, in the following table:

Table 2.24 Index::Type data type values and descriptions

Name	Description
<code>Undefined</code>	Undefined object type (initial/default value)
<code>UniqueHashIndex</code>	Unique unordered hash index (only index type currently supported)

Name	Description
<code>OrderedIndex</code>	Nonunique, ordered index

2.3.9 The LogfileGroup Class

This section provides information about the `LogfileGroup` class, which models an NDB Cluster Disk Data log file group.

- [LogFileGroup Class Overview](#)
- [LogfileGroup Constructor](#)
- [LogfileGroup::getAutoGrowSpecification\(\)](#)
- [LogfileGroup::getName\(\)](#)
- [LogfileGroup::getObjectId\(\)](#)
- [LogfileGroup::getObjectStatus\(\)](#)
- [LogfileGroup::getObjectVersion\(\)](#)
- [LogfileGroup::getUndoBufferSize\(\)](#)
- [LogfileGroup::getUndoFreeWords\(\)](#)
- [LogfileGroup::setAutoGrowSpecification\(\)](#)
- [LogfileGroup::setName\(\)](#)
- [LogfileGroup::setUndoBufferSize\(\)](#)

LogFileGroup Class Overview

Parent class	<code>NdbDictionary</code>
Child classes	<i>None</i>
Description	This class represents an NDB Cluster Disk Data log file group, which is used for storing Disk Data undo files. For general information about log file groups and undo files, see NDB Cluster Disk Data Tables , in the MySQL Manual. Only unindexed column data can be stored on disk. Indexes and indexes columns are always stored in memory.
Methods	The following table lists the public methods of this class and the purpose or use of each method:

Table 2.25 LogfileGroup class methods and descriptions

Name	Description
<code>LogfileGroup()</code>	Class constructor
<code>~LogfileGroup()</code>	Virtual destructor
<code>getAutoGrowSpecification()</code>	Gets the log file group's <code>AutoGrowSpecification</code> values
<code>getName()</code>	Retrieves the log file group's name
<code>getObjectId()</code>	Get the object ID of the log file group
<code>getObjectStatus()</code>	Gets the log file group's object status value

Name	Description
<code>getObjectVersion()</code>	Retrieves the log file group's object version
<code>getUndoBufferSize()</code>	Gets the size of the log file group's undo buffer
<code>getUndoFreeWords()</code>	Retrieves the amount of free space in the undo buffer
<code>setAutoGrowSpecification(const AutoGrowSpecification& specification)</code>	Sets <code>AutoGrowSpecification</code> values for the log file group
<code>setName(const std::string& name)</code>	Sets the name of the log file group
<code>setUndoBufferSize(int size)</code>	Sets the size of the log file group's undo buffer.

Types

While the `LogfileGroup` class does not itself define any public types, two of its methods make use of the `AutoGrowSpecification` data structure as a parameter or return value.

LogfileGroup Constructor

Description

The `LogfileGroup` class has two public constructors, one of which takes no arguments and creates a completely new instance. The other is a copy constructor.

The `Dictionary` class also supplies methods for creating and destroying `LogfileGroup` objects. See [Section 2.3.3, "The Dictionary Class"](#).

Signatures

New instance:

```
LogfileGroup
(
    void
)
```

Copy constructor:

```
LogfileGroup
(
    const LogfileGroup& logfileGroup
)
```

Parameters

When creating a new instance, the constructor takes no parameters. When copying an existing instance, the constructor is passed a reference to the `LogfileGroup` instance to be copied.

Return value

A `LogfileGroup` object.

Destructor

```
virtual ~LogfileGroup
(
    void
)
```

LogfileGroup::getAutoGrowSpecification()

Description

This method retrieves the `AutoGrowSpecification` associated with the log file group.

Signature

```
const AutoGrowSpecification& getAutoGrowSpecification
(
    void
) const
```

Parameters	<i>None.</i>
Return value	An AutoGrowSpecification data structure.

LogfileGroup::getName()

Description This method gets the name of the log file group.

Signature

```
const char* getName
(
    void
) const
```

Parameters *None.*

Return value The logfile group's name, a string (as a character pointer).

LogfileGroup::getObjectId()

Description This method is used to retrieve the object ID of the log file group.

Signature

```
virtual int getObjectId
(
    void
) const
```

Parameters *None.*

Return value The log file group's object ID (an integer value).

LogfileGroup::getObjectStatus()

Description This method is used to obtain the object status of the [LogfileGroup](#).

Signature

```
virtual Object::Status getObjectStatus
(
    void
) const
```

Parameters *None.*

Return value The logfile group's [Status](#)—see [Object::Status](#) for possible values.

LogfileGroup::getObjectVersion()

Description This method gets the log file group's object version (see [NDB Schema Object Versions](#)).

Signature

```
virtual int getObjectVersion
(
    void
) const
```

Parameters *None.*

Return value The object version of the log file group, as an integer.

LogfileGroup::getUndoBufferSize()

Description This method retrieves the size of the log file group's undo buffer.

Signature

```
UInt32 getUndoBufferSize
(
    void
```

```
) const
```

Parameters	<i>None.</i>
Return value	The size of the undo buffer, in bytes.

LogfileGroup::getUndoFreeWords()

Description	This method retrieves the number of bytes unused in the log file group's undo buffer.
-------------	---

Signature	<pre>uint64 getUndoFreeWords (void) const</pre>
-----------	---

Parameters	<i>None.</i>
Return value	The number of bytes free, as a 64-bit integer.

LogfileGroup::setAutoGrowSpecification()

Description	This method sets the AutoGrowSpecification data for the log file group.
-------------	---

Signature	<pre>void setAutoGrowSpecification (const AutoGrowSpecification& autoGrowSpec)</pre>
-----------	--

Parameters	The data is passed as a single parameter, an AutoGrowSpecification data structure.
Return value	<i>None.</i>

LogfileGroup::setName()

Description	This method is used to set a name for the log file group.
-------------	---

Signature	<pre>void setName (const char* name)</pre>
-----------	--

Parameters	The <i>name</i> to be given to the logfile group (character pointer).
Return value	<i>None.</i>

LogfileGroup::setUndoBufferSize()

Description	This method can be used to set the size of the log file group's undo buffer.
-------------	--

Signature	<pre>void setUndoBufferSize (uint32 size)</pre>
-----------	---

Parameters	The <i>size</i> in bytes for the undo buffer (using a 32-bit unsigned integer value).
Return value	<i>None.</i>

2.3.10 The List Class

This section provides information about the `List` class.

Parent class `Dictionary`

Child classes `Element` (structure)

Description The `List` class is a `Dictionary` subclass that is used for representing lists populated by the methods `Dictionary::listObjects()`, `Dictionary::listIndexes()`, and `Dictionary::listEvents()`.

Methods Beginning with NDB 8.0.29, this class has three methods, listed here:

- a constructor (`List()`)
- a destructor (`~List()`)
- a `clear()` method

None of the methods just listed take any arguments.

Calling the constructor creates a new `List` whose `count` and `elements` attributes are both set equal to 0.

The `clear()` method, introduced in NDB 8.0.29, removes all data from the list. You can use this to prepare an existing `List` for reuse with `listEvents()`, `listIndexes()`, or `listObjects()`.

The destructor (`~List()`) removes all elements and their properties. Beginning with NDB 8.0.29, it first invokes `clear()` before doing so.

The definition of this class can be found in `/storage/ndb/include/ndbapi/NdbDictionary.hpp`.

Attributes A `List` has the following two attributes:

- `count`, an unsigned integer, which stores the number of elements in the list.
- `elements`, a pointer to an array of `Element` data structures contained in the list. See [Section 2.3.4, "The Element Structure"](#).

Types The `List` class also defines the `Element` structure.

2.3.11 The Ndb Class

This section provides information about the `Ndb` class, which models the NDB kernel; it is the primary class of the NDB API.

- [Ndb Class Overview](#)
- [Ndb Class Constructor](#)
- [Ndb::closeTransaction\(\)](#)
- [Ndb::computeHash\(\)](#)
- [Ndb::createEventOperation\(\)](#)

- `Ndb::dropEventOperation()`
- `Ndb::EventBufferMemoryUsage`
- `Ndb::getDictionary()`
- `Ndb::getDatabaseName()`
- `Ndb::getDatabaseSchemaName()`
- `Ndb::getGCIEventOperations() (DEPRECATED)`
- `Ndb::get_eventbuf_max_alloc()`
- `Ndb::get_eventbuffer_free_percent()`
- `Ndb::get_event_buffer_memory_usage()`
- `Ndb::getHighestQueuedEpoch()`
- `Ndb::getLatestGCI() (DEPRECATED)`
- `Ndb::getNdbError()`
- `Ndb::getNdbErrorDetail()`
- `Ndb::getNdbObjectName()`
- `Ndb::getNextEventOpInEpoch2()`
- `Ndb::getNextEventOpInEpoch3()`
- `Ndb::getReference()`
- `Ndb::init()`
- `Ndb::isConsistent() (DEPRECATED)`
- `Ndb::isConsistentGCI() (DEPRECATED)`
- `Ndb::isExpectingHigherQueuedEpochs()`
- `Ndb::Key_part_ptr`
- `Ndb::nextEvent() (DEPRECATED)`
- `Ndb::nextEvent2()`
- `Ndb::PartitionSpec`
- `Ndb::pollEvents()`
- `Ndb::pollEvents2()`
- `Ndb::setDatabaseName()`
- `Ndb::setDatabaseSchemaName()`
- `Ndb::setEventBufferQueueEmptyEpoch()`
- `Ndb::set_eventbuf_max_alloc()`
- `Ndb::set_eventbuffer_free_percent()`
- `Ndb::setNdbObjectName()`

- [Ndb::startTransaction\(\)](#)

Ndb Class Overview

Parent class	<i>None</i>
Child classes	<i>None</i>
Description	Any nontrivial NDB API program makes use of at least one instance of <code>Ndb</code> . By using several <code>Ndb</code> objects, it is possible to implement a multithreaded application. You should remember that one <code>Ndb</code> object cannot be shared between threads; however, it is possible for a single thread to use multiple <code>Ndb</code> objects. A single application process can support a maximum of 4711 <code>Ndb</code> objects.
Methods	The following table lists the public methods of this class and the purpose or use of each method:

Table 2.26 Ndb class methods and descriptions

Name	Description
<code>Ndb()</code>	Class constructor; represents a connection to an NDB Cluster.
<code>~Ndb()</code>	Class destructor; terminates a Cluster connection when it is no longer to be used
<code>closeTransaction()</code>	Closes a transaction.
<code>computeHash()</code>	Computes a distribution hash value.
<code>createEventOperation()</code>	Creates a subscription to a database event. (See Section 2.3.16 , “The <code>NdbEventOperation</code> Class”.)
<code>dropEventOperation()</code>	Drops a subscription to a database event.
<code>getDictionary()</code>	Gets a dictionary, which is used for working with database schema information.
<code>getDatabaseName()</code>	Gets the name of the current database.
<code>getDatabaseSchemaName()</code>	Gets the name of the current database schema.
<code>get_eventbuf_max_size()</code>	Gets the current allocated maximum size of the event buffer.
<code>get_eventbuffer_free_percent()</code>	Gets the percentage of event buffer memory that should be available before buffering resumes, once the limit has been reached. Added in NDB 7.4.
<code>get_event_buffer_memory_usage()</code>	Provides event buffer memory usage information. Added in NDB 7.4.
<code>getGCIEventOperation()</code>	Gets the next event operation from a GCI. Deprecated in NDB 7.4.
<code>getHighestQueuedEpoch()</code>	Gets the latest epoch in the event queue. Added in NDB 7.4.
<code>getLatestGCI()</code>	Gets the most recent GCI. Deprecated in NDB 7.4.
<code>getNdbError()</code>	Retrieves an error. (See Section 2.3.15 , “The <code>NdbError</code> Structure”.)
<code>getNdbErrorDetail()</code>	Retrieves extra error details.

Name	Description
<code>getNdbObjectName()</code>	Retrieves the <code>Ndb</code> object name if one was set.
<code>getNextEventOpInEpoch()</code>	Gets the next event operation in this global checkpoint.
<code>getNextEventOpInEpoch2()</code>	Gets the next event operation in this global checkpoint, showing any received anyvalues. Added in NDB 7.4.18 and 7.5.9.
<code>getReference()</code>	Retrieves a reference or identifier for the <code>Ndb</code> object instance.
<code>init()</code>	Initializes an <code>Ndb</code> object and makes it ready for use.
<code>isConsistent()</code>	Whether all received events are consistent. Deprecated in NDB 7.4.
<code>isConsistentGCI()</code>	Whether all received events for a given global checkpoint are consistent. Deprecated in NDB 7.4.
<code>isExpectingHigherEpoch()</code>	Check whether there are new queued epochs, or there was a cluster failure event. Added in NDB 7.4.7.
<code>nextEvent()</code>	Gets the next event from the queue. Deprecated in NDB 7.4.
<code>nextEvent2()</code>	Gets the next event from the queue. Added in NDB 7.4.
<code>pollEvents()</code>	Waits for an event to occur. Deprecated in NDB 7.4.
<code>pollEvents2()</code>	Waits for an event to occur. Added in NDB 7.4.
<code>setDatabaseName()</code>	Sets the name of the current database.
<code>setDatabaseSchemaName()</code>	Sets the name of the current database schema.
<code>setEventBufferQueueing()</code>	Enables queuing of empty events. Added in NDB 7.4.11.
<code>set_eventbuf_max_size()</code>	Sets the current allocated maximum size of the event buffer.
<code>set_eventbuffer_free_percent()</code>	Sets the percentage of event buffer memory that should be available before buffering resumes, once the limit has been reached. Added in NDB 7.4.
<code>setNdbObjectName()</code>	For debugging purposes: sets an arbitrary name for this <code>Ndb</code> object.
<code>startTransaction()</code>	Begins a transaction. (See Section 2.3.25, "The NdbTransaction Class" .)

Types The `Ndb` class does not define any public types but does define three data structures, which are listed here:

- `EventBuffermemoryUsage`
- `Key_part_ptr`
- `PartitionSpec`.

Resource consumption by Ndb objects. An `Ndb` object consumes memory in proportion to the size of the largest operation performed over the lifetime of the object. This is particularly noticeable in cases of large transactions, use of blob columns, or both. This memory is held for the lifetime of the object, and once used in this way by the `Ndb` object, the only way to free this memory is to destroy the object (and then to create a new instance if desired).



Note

The `Ndb` object is multithread safe in that each `Ndb` object can be handled by one thread at a time. If an `Ndb` object is handed over to another thread, then the application must ensure that a memory barrier is used to ensure that the new thread sees all updates performed by the previous thread.

Semaphores and mutexes are examples of easy ways to provide memory barriers without having to bother about the memory barrier concept.

It is also possible to use multiple `Ndb` objects to perform operations on different clusters in a single application. See [Section 1.5, “Application-level partitioning”](#), for conditions and restrictions applying to such usage.

Ndb Class Constructor

Description This creates an instance of `Ndb`, which represents a connection to the NDB Cluster. All NDB API applications should begin with the creation of at least one `Ndb` object. This requires the creation of at least one instance of `Ndb_cluster_connection`, which serves as a container for a cluster connection string.

Signature

```
Ndb
(
  Ndb_cluster_connection* ndb_cluster_connection,
  const char*              catalogName = "",
  const char*              schemaName = "def"
)
```

Parameters

The `Ndb` class constructor can take up to 3 parameters, of which only the first is required:

- `ndb_cluster_connection` is an instance of `Ndb_cluster_connection`, which represents a cluster connection string. (See [Section 2.3.12, “The Ndb_cluster_connection Class”](#).)
- `catalogName` is an optional parameter providing a namespace for the tables and indexes created in any connection from the `Ndb` object.

This is equivalent to what `mysqld` considers “the database”.

The default value for this parameter is an empty string.

- The optional `schemaName` provides an additional namespace for the tables and indexes created in a given catalog.

The default value for this parameter is the string “def”.

Return value	An Ndb object.
Destructor	The destructor for the Ndb class should be called in order to terminate an instance of Ndb . It requires no arguments, nor any special handling.

Ndb::closeTransaction()

Description	This is one of two NDB API methods provided for closing a transaction (the other being NdbTransaction::close()). You must call one of these two methods to close the transaction once it has been completed, whether or not the transaction succeeded. If the transaction has not yet been committed, it is aborted when this method is called. See Ndb::startTransaction() .
Signature	<pre>void closeTransaction (NdbTransaction *transaction)</pre>
Parameters	This method takes a single argument, a pointer to the NdbTransaction to be closed.
Return value	<i>None</i> (void).

Ndb::computeHash()

Description	This method can be used to compute a distribution hash value, given a table and its keys. computeHash() can be used only for tables that use native NDB partitioning.
Signature	<pre>static int computeHash (Uint32* hashvalueptr, const NdbDictionary::Table* table, const struct Key_part_ptr* keyData, void* xfrmbuf = 0, Uint32 xfrmbuflen = 0)</pre>
Parameters	This method takes the following parameters: <ul style="list-style-type: none"> • If the method call is successful, hashvalueptr is set to the computed hash value. • A pointer to a table (see Section 2.3.27, “The Table Class”). • keyData is a null-terminated array of pointers to the key parts that are part of the table's distribution key. The length of each key part is read from metadata and checked against the passed value (see Ndb::Key_part_ptr). • xfrmbuf is a pointer to temporary buffer used to calculate the hash value. • xfrmbuflen is the length of this buffer.

If `xfrmbuf` is `NULL` (the default), then a call to `malloc()` or `free()` is made automatically, as appropriate.

Prior to NDB 7.5.30, 7.6.26, 8.0.33: `computeHash()` fails if `xfrmbuf` is not `NULL` and `xfrmbuflen` is too small.

NDB 7.5.30 and later, 7.6.26 and later, 8.0.33 and later: If the buffer passed is not of sufficient size, a temporary buffer is allocated automatically. (Bug #103814, Bug #32959894)



Note

When `malloc()` provides a buffer to this method, the buffer is explicitly aligned after it is allocated, and before it is actually used. (Bug #16484617)

Return value

0 on success, an error code on failure. If the method call succeeds, the computed hash value is made available through `hashvalueptr`.

Ndb::createEventOperation()

Description

This method creates a subscription to a database event.

NDB API event subscriptions do not persist after an NDB Cluster has been restored using `ndb_restore`; in such cases, all of the subscriptions must be recreated explicitly.

Signature

```
NdbEventOperation* createEventOperation
(
    const char *eventName
)
```

Parameters

This method takes a single argument, the unique `eventName` identifying the event to which you wish to subscribe.

Return value

A pointer to an `NdbEventOperation` object (or `NULL`, in the event of failure). See [Section 2.3.16, "The NdbEventOperation Class"](#).

Ndb::dropEventOperation()

Description

This method drops a subscription to a database event represented by an `NdbEventOperation` object.

Memory used by an event operation which has been dropped is not freed until the event buffer has been completely read. This means you must continue to call `pollEvents()` and `nextEvent()` in such cases until these methods return 0 and `NULL`, respectively in order for this memory to be freed.

Signature

```
int dropEventOperation
(
    NdbEventOperation *eventOp
)
```

Parameters

This method requires a single input parameter, a pointer to an instance of `NdbEventOperation`.

Return value

0 on success; any other result indicates failure.

Ndb::EventBufferMemoryUsage

This section describes the `EventBufferMemoryUsage` structure.

Parent class	<code>Ndb</code>
Description	This structure was added in NDB 7.4 for working with event buffer memory usage statistics. It is used as an argument to <code>Ndb::get_event_buffer_memory_usage()</code> .
Attributes	<code>EventBufferMemoryUsage</code> has the attributes shown in the following table:

Table 2.27 EventBufferMemoryUsage structure attributes, with types, initial values, and descriptions

Name	Type	Initial Value	Description
<code>allocated_bytes</code>	<code>unsigned</code>	<i>none</i>	The total event buffer memory allocated, in bytes
<code>used_bytes</code>	<code>unsigned</code>	<i>none</i>	The total memory used, in bytes
<code>usage_percent</code>	<code>unsigned</code>	<i>none</i>	Event buffer memory usage, as a percent ($100 * \text{used_bytes} / \text{allocated_bytes}$)

Ndb::getDictionary()

Description	This method is used to obtain an object for retrieving or manipulating database schema information. This <code>Dictionary</code> object contains meta-information about all tables in the cluster. The dictionary returned by this method operates independently of any transaction. See Section 2.3.3, “The Dictionary Class” , for more information.
Signature	<pre>NdbDictionary::Dictionary* getDictionary (void) const</pre>
Parameters	<i>None.</i>
Return value	An instance of the <code>Dictionary</code> class.

Ndb::getDatabaseName()

Description	This method can be used to obtain the name of the current database.
Signature	<pre>const char* getDatabaseName (void)</pre>
Parameters	<i>None.</i>
Return value	The name of the current database.

Ndb::getDatabaseSchemaName()

Description	This method can be used to obtain the current database schema name.
-------------	---

Signature

```
const char* getDatabaseSchemaName
(
    void
)
```

Parameters

None.

Return value

The name of the current database schema.

Ndb::getGCIEventOperations() (DEPRECATED)

Description

Iterates over distinct event operations which are part of the current GCI, becoming valid after calling `nextEvent()`. You can use this method to obtain summary information for the epoch (such as a list of all tables) before processing the event data.

This method is deprecated, and subject to removal in a future release. Where possible, use `getNextEventOpInEpoch2()` instead.

Signature

```
const NdbEventOperation* getGCIEventOperations
(
    Uint32* iter,
    Uint32* event_types
)
```

Parameters

An iterator and a mask of event types. Set `*iter=0` to start.

Return value

The next event operation; returns `NULL` when there are no more event operations. If `event_types` is not `NULL`, then after calling the method it contains a bitmask of the event types received. .

Ndb::get_eventbuf_max_alloc()

Description

Gets the maximum memory, in bytes, that can be used for the event buffer. This is the same as reading the value of the `ndb_eventbuffer_max_alloc` system variable in the MySQL Server.

Signature

```
unsigned get_eventbuf_max_alloc
(
    void
)
```

Parameters

None.

Return value

The mamximum memory available for the event buffer, in bytes.

Ndb::get_eventbuffer_free_percent()

Description

Gets `ndb_eventbuffer_free_percent`—that is, the percentage of event buffer memory that should be available before buffering resumes, once `ndb_eventbuffer_max_alloc` has been reached. This value is calculated as $used * 100 / ndb_eventbuffer_max_alloc$, where `used` is the amount of event buffer memory actually used, in bytes.

This method was added in NDB 7.4.

Signature

```
unsigned get_eventbuffer_free_percent
(
    void
)
```

)

Parameters	The percentage (<i>pct</i>) of event buffer memory that must be present. Valid range is 1 to 99 inclusive.
Return value	<i>None</i> .

Ndb::get_event_buffer_memory_usage()

Description	Gets event buffer usage as a percentage of <code>ndb_eventbuffer_max_alloc</code> . Unlike <code>get_eventbuffer_free_percent()</code> , this method makes complete usage information available in the form of an <code>EventBufferMemoryUsage</code> data structure.
-------------	---

This method was added in NDB 7.4.

Signature	<pre>void get_event_buffer_memory_usage (EventBufferMemoryUsage&)</pre>
-----------	---

Parameters	A reference to an <code>EventBufferMemoryUsage</code> structure, which receives the usage data.
Return value	<i>None</i> .

Ndb::getHighestQueuedEpoch()

Description	Added in NDB 7.4, this method supersedes <code>getLatestGCI()</code> , which is now deprecated and subject to removal in a future NDB Cluster release.
-------------	--

Prior to NDB 7.4.7, this method returned the highest epoch number in the event queue. In NDB 7.4.7 and later, it returns the highest epoch number found after calling `pollEvents2()` (Bug #20700220).

Signature	<pre>UInt64 getHighestQueuedEpoch (void)</pre>
-----------	--

Parameters	<i>None</i> .
Return value	The most recent epoch number, an integer.

Ndb::getLatestGCI() (DEPRECATED)

Description	Gets the index for the most recent global checkpoint. This method is deprecated in NDB 7.4, and is subject to removal in a future release. In NDB 7.4 and later, you should use <code>getHighestQueuedEpoch()</code> instead.
-------------	--

Signature	<pre>UInt64 getLatestGCI (void)</pre>
-----------	---

Parameters	<i>None</i> .
Return value	The most recent GCI, an integer.

Ndb::getNdbError()

Description	This method provides you with two different ways to obtain an NdbError object representing an error condition. For more detailed information about error handling in the NDB API, see NDB Cluster API Errors .
Signature	The <code>getNdbError()</code> method actually has two variants. The first of these simply gets the most recent error to have occurred: <pre>const NdbError& getNdbError (void)</pre> The second variant returns the error corresponding to a given error code: <pre>const NdbError& getNdbError (int errorCode)</pre> Regardless of which version of the method is used, the NdbError object returned persists until the next NDB API method is invoked.
Parameters	To obtain the most recent error, simply call <code>getNdbError()</code> without any parameters. To obtain the error matching a specific <code>errorCode</code> , invoke the method passing the code (an <code>int</code>) to it as a parameter. For a listing of NDB API error codes and corresponding error messages, see Section 2.4, "NDB API Errors and Error Handling" .
Return value	An NdbError object containing information about the error, including its type and, where applicable, contextual information as to how the error arose. See Section 2.3.15, "The NdbError Structure" , for details.

Ndb::getNdbErrorDetail()

Description	This method provides an easy and safe way to access any extra information about an error. Rather than reading these extra details from the NdbError object's <code>details</code> property (now deprecated in favor of <code>getNdbErrorDetail()</code> -see Bug #48851). This method enables storage of such details in a user-supplied buffer, returning a pointer to the beginning of this buffer. In the event that the string containing the details exceeds the length of the buffer, it is truncated to fit. <code>getErrorDetail()</code> provides the source of an error in the form of a string. In the case of a unique constraint violation (error 893), this string supplies the fully qualified name of the index where the problem originated, in the format <code>database-name/schema-name/table-name/index-name</code> , (NdbError.details , on the other hand, supplies only an index ID, and it is often not readily apparent to which table this index belongs.) Regardless of the type of error and details concerning this error, the string retrieved by <code>getErrorDetail()</code> is always null-terminated.
Signature	The <code>getNdbErrorDetail()</code> method has the following signature: <pre>const char* getNdbErrorDetail</pre>

```
(
    const NdbError& error,
    char* buffer,
    Uint32 bufferLength
) const
```

Parameters To obtain detailed information about an error, call `getNdbErrorDetail()` with a reference to the corresponding `NdbError` object, a `buffer`, and the length of this buffer (expressed as an unsigned 32-bit integer).

Return value When extra details about the `error` are available, this method returns a pointer to the beginning of the `buffer` supplied. As stated previously, if the string containing the details is longer than `bufferLength`, the string is truncated to fit. In the event that no additional details are available, `getNdbErrorDetail()` returns `NULL`.

Ndb::getNdbObjectName()

Description If a name was set for the `Ndb` object prior to its initialization, you can retrieve it using this method. Used for debugging.

Signature

```
const char* getNdbObjectName
(
    void
) const
```

Parameters *None.*

Return value The `Ndb` object name, if one has been set using `setNdbObjectName()`. Otherwise, this method returns 0.

Ndb::getNextEventOpInEpoch2()

Description Iterates over individual event operations making up the current global checkpoint. Use following `nextEvent2()` to obtain summary information for the epoch, such as a listing of all tables, before processing event data.

Exceptional epochs do not have any event operations associated with them.

Signature

```
const NdbEventOperation* getNextEventOpInEpoch2
(
    Uint32* iter,
    Uint32* event_types
)
```

Parameters Set `iter` to 0 initially; this is `NULL` when there are no more events within this epoch. If `event_types` is not `NULL`, it holds a bitmask of the event types received.

Return value A pointer to the next `NdbEventOperation`, if there is one.

Ndb::getNextEventOpInEpoch3()

Description Iterates over individual event operations making up the current global checkpoint. Use following `nextEvent2()` to obtain summary information for the epoch, such as a listing of all tables, before processing event data. Is the same as `getNextEventOpInEpoch3()` but with the addition of a third

argument which holds the merger of all AnyValues received, showing which bits are set for all operations on a given table.

Exceptional epochs do not have any event operations associated with them.

This method was added in NDB 7.4.18 and 7.5.9. (Bug #26333981)

Signature

```
const NdbEventOperation* getNextEventOpInEpoch2
(
    Uint32* iter,
    Uint32* event_types
    Uint32* cumulative_any_value
)
```

Parameters

Set *iter* to 0 initially; this is *NULL* when there are no more events within this epoch. If *event_types* is not *NULL*, it holds a bitmask of the event types received. If *cumulative_any_value* is not *NULL*, it holds the merger of all AnyValues received.

Return value

A pointer to the next *NdbEventOperation*, if there is one.

Ndb::getReference()

Description

This method can be used to obtain a reference to a given *Ndb* object. This is the same value that is returned for a given operation corresponding to this object in the output of `DUMP 2350`.

Signature

```
Uint32 getReference
(
    void
)
```

Parameters

None.

Return value

A 32-bit unsigned integer.

Ndb::init()

Description

This method is used to initialize an *Ndb* object.

Signature

```
int init
(
    int maxNoOfTransactions = 4
)
```

Parameters

The *init()* method takes a single parameter *maxNoOfTransactions* of type integer. This parameter specifies the maximum number of parallel *NdbTransaction* objects that can be handled by this instance of *Ndb*. The maximum permitted value for *maxNoOfTransactions* is 1024; if not specified, it defaults to 4.

Each scan or index operation uses an extra *NdbTransaction* object.

Return value

This method returns an *int*, which can be either of the following two values:

- **0**: indicates that the *Ndb* object was initialized successfully.
- **-1**: indicates failure.

Ndb::isConsistent() (DEPRECATED)

Description	<p>Check if all events are consistent. If a node failure occurs when resources are exhausted, events may be lost and the delivered event data might thus be incomplete. This method makes it possible to determine if this is the case.</p> <p>This method is deprecated in NDB 7.4, and is subject to removal in a future release. In NDB 7.4 and later, you should instead use <code>NdbEventOperation::getEventType2()</code> to determine the type of event—in this instance, whether the event is of type <code>TE_INCONSISTENT</code>. See Event::TableEvent.</p>
Signature	<pre>bool isConsistent (Uint64& gci)</pre>
Parameters	A reference to a global checkpoint index. This is the first inconsistent GCI found, if any.
Return value	<code>true</code> if all events are consistent.

Ndb::isConsistentGCI() (DEPRECATED)

Description	<p>If a node failure occurs when resources are exhausted, events may be lost and the delivered event data might thus be incomplete. This method makes it possible to determine if this is the case by checking whether all events in a given GCI are consistent.</p> <p>This method is deprecated in NDB 7.4, and is subject to removal in a future release. In NDB 7.4 and later, you should instead use <code>NdbEventOperation::getEventType2()</code> to determine the type of event—in this instance, whether the event is of type <code>TE_INCONSISTENT</code>. See Event::TableEvent.</p>
Signature	<pre>bool isConsistentGCI (Uint64 gci)</pre>
Parameters	A global checkpoint index.
Return value	<code>true</code> if this GCI is consistent; <code>false</code> indicates that the GCI may be possibly inconsistent.

Ndb::isExpectingHigherQueuedEpochs()

Description	<p>Check whether higher queued epochs have been seen by the last invocation of <code>Ndb::pollEvents2()</code>, or whether a <code>TE_CLUSTER_FAILURE</code> event was found.</p> <p>It is possible, after a cluster failure has been detected, for the highest queued epoch returned by <code>pollEvents2()</code> not to be increasing any longer. In this case, rather than poll for more events, you should instead consume events with <code>nextEvent()</code> until it detects a <code>TE_CLUSTER_FAILURE</code> is detected, then reconnect to the cluster when it becomes available again.</p>
Signature	<pre>bool isExpectingHigherQueuedEpochs (void)</pre>
Parameters	<i>None.</i>

Return value True if queued epochs were seen by the last `pollEvents2()` call or, in the event of cluster failure.

Ndb::Key_part_ptr

This section describes the `Key_part_ptr` structure.

Parent class `Ndb`

Description `Key_part_ptr` provides a convenient way to define key-part data when starting transactions and computing hash values, by passing in pointers to distribution key values. When the distribution key has multiple parts, they should be passed as an array, with the last part's pointer set equal to `NULL`. See `Ndb::startTransaction()`, and `Ndb::computeHash()`, for more information about how this structure is used.

Attributes A `Key_part_ptr` has the attributes shown in the following table:

Table 2.28 `Key_part_ptr` structure attributes, with types, initial values, and descriptions

Attribute	Type	Initial Value	Description
<code>ptr</code>	<code>const void*</code>	<i>none</i>	Pointer to one or more distribution key values
<code>len</code>	<code>unsigned</code>	<i>none</i>	The length of the pointer

Ndb::nextEvent() (DEPRECATED)

Description Returns the next event operation having data from a subscription queue.

This method clears inconsistent data events from the event queue when processing them. In order to able to clear all such events, applications must call this method even in cases when `pollEvents()` has already returned 0.

This method is deprecated in NDB 7.4, and is subject to removal in a future release. In NDB 7.4 and later, you should use `nextEvent2()` instead.

Signature

```
NdbEventOperation* nextEvent
(
    void
)
```

Parameters None.

Return value This method returns an `NdbEventOperation` object representing the next event in a subscription queue, if there is such an event. If there is no event in the queue, it returns `NULL` instead.

Ndb::nextEvent2()

Description Returns the event operation associated with the data dequeued from the event queue. This should be called repeatedly after `pollEvents2()` populates the queue, until the event queue is empty.

Added in NDB 7.4, this method supersedes `nextEvent()`, which is now deprecated and subject to removal in a future NDB Cluster release.

After calling this method, use `NdbEventOperation::getEpoch()` to determine the epoch, then check the type of the returned event data using `NdbEventOperation::getEventType2()`. Handling must be provided for all exceptional `TableEvent` types, including `TE_EMPTY`, `TE_INCONSISTENT`, and `TE_OUT_OF_MEMORY` (also introduced in NDB 7.4). No other `NdbEventOperation` methods than the two named here should be called for an exceptional epoch. Returning empty epochs (`TE_EMPTY`) may flood applications when data nodes are idle. If this is not desirable, applications should filter out any empty epochs.

Signature

```
NdbEventOperation* nextEvent2
(
    void
)
```

Parameters

None.

Return value

This method returns an `NdbEventOperation` object representing the next event in an event queue, if there is such an event. If there is no event in the queue, it returns `NULL` instead.

Ndb::PartitionSpec

This section provides information about the `PartitionSpec` structure.

Parent class

`Ndb`

Description

A `PartitionSpec` is used for describing a table partition using any one of the following criteria:

- A specific partition ID for a table with user-defined partitioning.
- An array made up of a table's distribution key values for a table with native partitioning.
- A row in `NdbRecord` format containing a natively partitioned table's distribution key values.

Attributes

A `PartitionSpec` has two attributes, a `SpecType` and a `Spec` which is a data structure corresponding to that `SpecType`, as shown in the following table:

Table 2.29 PartitionSpec attributes with the SpecType values, data structures, and descriptions for each attribute.

SpecType Enumeration	SpecType Value (Uint32)	Data Structure	Description
<code>PS_NONE</code>	0	<code>none</code>	No partitioning information is provided.
<code>PS_USER_DEFINED</code>	1	<code>Ndb::PartitionSpec</code>	For a table having user-defined partitioning, a

SpecType Enumeration	SpecType Value (Uint32)	Data Structure	Description
			specific partition is identified by its partition ID.
PS_DISTR_KEY_PART_PTR		Ndb::PartitionKeyPtr	For a table having native partitioning, an array containing the table's distribution key values is used to identify the partition.
PS_DISTR_KEY_RECORD		Ndb::PartitionRecord	The partition is identified using a natively partitioned table's distribution key values, as contained in a row given in NdbRecord format.

UserDefined structure. This structure is used when the `SpecType` is `PS_USER_DEFINED`.

Table 2.30 Attribute types of the partitionId attribute of the PS_USER_DEFINED SpecType

Attribute	Type	Description
partitionId	Uint32	The partition ID for the desired table.

KeyPartPtr structure. This structure is used when the `SpecType` is `PS_DISTR_KEY_PART_PTR`.

Table 2.31 Attributes of the PS_DISTR_KEY_PART_PTR SpecType, with attribute types and descriptions

Attribute	Type	Description
tableKeyParts	Key_part_ptr	Pointer to the distribution key values for a table having native partitioning.
xfrmbuf	void*	Pointer to a temporary buffer used for performing calculations.
xfrmbuflen	Uint32	Length of the temporary buffer.

KeyRecord structure. This structure is used when the `SpecType` is `PS_DISTR_KEY_RECORD`.

Table 2.32 PS_DISTR_KEY_RECORD SpecType attributes, with attribute types and descriptions

Attribute	Type	Description
keyRecord	NdbRecord	A row in NdbRecord format, containing a table's distribution keys.
keyRow	const char*	The distribution key data.

Attribute	Type	Description
<code>xfrmbuf</code>	<code>void*</code>	Pointer to a temporary buffer used for performing calculations.
<code>xfrmbuflen</code>	<code>Uint32</code>	Length of the temporary buffer.

Definition from `Ndb.hpp`. Because this is a fairly complex structure, we here provide the original source-code definition of `PartitionSpec`, as given in `storage/ndb/include/ndbapi/Ndb.hpp`:

```

struct PartitionSpec
{
    /*
     * Size of the PartitionSpec structure.
     */
    static inline Uint32 size()
    {
        return sizeof(PartitionSpec);
    }

    enum SpecType
    {
        PS_NONE           = 0,
        PS_USER_DEFINED   = 1,
        PS_DISTR_KEY_PART_PTR = 2,
        PS_DISTR_KEY_RECORD = 3
    };

    Uint32 type;

    union
    {
        struct {
            Uint32 partitionId;
        } UserDefined;

        struct {
            const Key_part_ptr* tableKeyParts;
            void* xfrmbuf;
            Uint32 xfrmbuflen;
        } KeyPartPtr;

        struct {
            const NdbRecord* keyRecord;
            const char* keyRow;
            void* xfrmbuf;
            Uint32 xfrmbuflen;
        } KeyRecord;
    };
};

```

`Ndb::pollEvents()`

Description

This method waits for a GCP to complete. It is used to determine whether any events are available in the subscription queue.

This method waits for the next *epoch*, rather than the next GCP. See [Section 2.3.16, “The NdbEventOperation Class”](#), for more information.

This method is deprecated and subject to removal in a future NDB Cluster release; use `pollEvents2()` instead.

Signature

```

int pollEvents
(
    int      maxTimeToWait,
    Uint64*  latestGCI = 0
)

```

Parameters

This method takes the two parameters listed here:

- The maximum time to wait, in milliseconds, before “giving up” and reporting that no events were available (that is, before the method automatically returns 0).

A negative value causes the wait to be indefinite and never time out. This is not recommended (and is not supported by the successor method `pollEvents2()`).

- The index of the most recent global checkpoint. Normally, this may safely be permitted to assume its default value, which is 0.

Return value

`pollEvents()` returns a value of type `int`, which may be interpreted as follows:

- `> 0`: There are events available in the queue.
- `0`: There are no events available.
- In NDB 7.6.28, 8.0.35, 8.2.0, and later releases, a negative value indicates failure and `NDB_FAILURE_GCI (~ (Uint64) 0)` indicates cluster failure (Bug #35671818); 1 is returned when encountering an exceptional event, except when only `TE_EMPTY` events are found, as described later in this section.

When `pollEvents()` finds an exceptional event at the head of the event queue, the method returns 1 and otherwise behaves as follows:

- Empty events (`TE_EMPTY`) are removed from the event queue head until an event containing data is found. When this results in the entire queue being processed without encountering any data, the method returns 0 (no events available) rather than 1. This behavior makes this event type transparent to an application using `pollEvents()`.
- After encountering an event containing inconsistent data (`TE_INCONSISTENT`) due to data node buffer overflow, the next call to `nextEvent()` call removes the inconsistent data event data from the event queue, and returns `NULL`. You should check the inconsistency by calling `isConsistent()` immediately thereafter.

Important: Although the inconsistent event data is removed from the event queue by calling `nextEvent()`, information about the inconsistency is removed only by another `nextEvent()` call following this, that actually finds an event containing data.

- When `pollEvents()` finds a data buffer overflow event (`TE_OUT_OF_MEMORY`), the event data is added to the event queue whenever event buffer usage exceeds `ndb_eventbuffer_max_alloc`. In this case, the next call to `nextEvent()` exits the process.

Ndb::pollEvents2()

Description

Waits for an event to occur. Returns as soon as any event data is available. This method also moves an epoch's complete event data to the event queue.

This method supersedes `pollEvents()`, which is now deprecated and subject to removal in a future NDB Cluster release.

Signature

```
int pollEvents2
(
    int aMillisecondNumber,
    Uint64* highestQueuedEpoch = 0
)
```

Parameters

This method takes the two parameters listed here:

- The maximum time to wait, in milliseconds, before giving up and reporting that no events were available (that is, before the method automatically returns 0).

Specifying a negative value for this argument causes `pollEvents2()` to return -1, indicating an error.

- The index of the highest queued epoch. Normally, this may safely be permitted to assume its default value, which is 0. If this value is not `NULL` and new event data is available in the event queue, it is set to the highest epoch found in the available event data.

Return value

`pollEvents2()` returns an integer whose value can be interpreted as follows:

- `> 0`: There are events available in the queue.
- `0`: There are no events available.
- `< 0`: Indicates failure (possible error).

Ndb::setDatabaseName()**Description**

This method is used to set the name of the current database.

Signature

```
void setDatabaseName
(
    const char *databaseName
)
```

Parameters

`setDatabaseName()` takes a single, required parameter, the name of the new database to be set as the current database.

Return value

None.

Ndb::setDatabaseSchemaName()**Description**

This method sets the name of the current database schema.

Signature

```
void setDatabaseSchemaName
(
    const char *databaseSchemaName
)
```

Parameters

The name of the database schema.

Return value

None.

Ndb::setEventBufferQueueEmptyEpoch()**Description**

Queuing of empty epochs is disabled by default. This method can be used to enable such queuing, in which case any new, empty

epochs entering the event buffer following the method call are queued.

When queuing of empty epochs is enabled, `nextEvent()` associates an empty epoch to one and only one of the subscriptions (event operations) connected to the subscribing `Ndb` object. This means that there can be no more than one empty epoch per subscription, even though the user may have many subscriptions associated with the same `Ndb` object.

`setEventBufferQueueEmptyEpoch()` has no associated getter method. This is intentional, and is due to the fact this setter applies to queuing *new* epochs, whereas the queue itself may still reflect the state of affairs that existed prior to invoking the setter. Thus, during a transition period, an empty epoch might be found in the queue even if queuing is turned off.

`setEventBufferQueueEmptyEpoch()` was added in NDB 7.4.11.

Signature

```
void setEventBufferQueueEmptyEpoch
(
    bool queue_empty_epoch
)
```

Parameters

This method takes a single input parameter, a boolean. Invoking the method with `true` enables queuing of empty events; passing `false` to the method disables such queuing.

Return value

None.

Ndb::set_eventbuf_max_alloc()

Description

Sets the maximum memory, in bytes, that can be used for the event buffer. This has the same effect as setting the value of the `ndb_eventbuffer_max_alloc` system variable in the MySQL Server.

Signature

```
void set_eventbuf_max_alloc
(
    unsigned size
)
```

Parameters

The desired maximum *size* for the event buffer, in bytes.

Return value

None.

Ndb::set_eventbuffer_free_percent()

Description

Sets `ndb_eventbuffer_free_percent`—that is, the percentage of event buffer memory that should be available before buffering resumes, once `ndb_eventbuffer_max_alloc` has been reached.

This method was added in NDB 7.4.

Signature

```
int set_eventbuffer_free_percent
(
    unsigned pct
)
```

Parameters

The percentage (*pct*) of event buffer memory that must be present. Valid range is 1 to 99 inclusive.

Return value The value that was set.

Ndb::setNdbObjectName()

Description You can also set an arbitrary, human-readable name to identify an [Ndb](#) object for debugging purposes. This name can then be retrieved using [getNdbObjectName\(\)](#). This must be done prior to calling [init\(\)](#) for this object; trying to set a name after initialization fails with an error.

You can set a name only once for a given [Ndb](#) object; subsequent attempts after the name has already been set fail with an error.

Signature

```
int setNdbObjectName
(
    const char* name
)
```

Parameters A [name](#) that is intended to be human-readable.

Return value 0 on success.

Ndb::startTransaction()

Description This method is used to begin a new transaction. There are three variants, the simplest of these using a table and a partition key or partition ID to specify the transaction coordinator (TC). The third variant makes it possible for you to specify the TC by means of a pointer to the data of the key.

When the transaction is completed it must be closed using [NdbTransaction::close\(\)](#) or [Ndb::closeTransaction\(\)](#). Failure to do so aborts the transaction. This must be done regardless of the transaction's final outcome, even if it fails due to an error.

See [Ndb::closeTransaction\(\)](#), and [NdbTransaction::close\(\)](#), for more information.

Signature

```
NdbTransaction* startTransaction
(
    const NdbDictionary::Table* table = 0,
    const char* keyData = 0,
    Uint32* keyLen = 0
)
```

Parameters This method takes the following three parameters:

- [table](#): A pointer to a [Table](#) object. This is used to determine on which node the transaction coordinator should run.
- [keyData](#): A pointer to a partition key corresponding to [table](#).
- [keyLen](#): The length of the partition key, expressed in bytes.

Distribution-aware forms of startTransaction(). It is also possible to employ *distribution awareness* with this method; that is, to suggest which node should act as the transaction coordinator.

Signature

```
NdbTransaction* startTransaction
(
    const NdbDictionary::Table* table,
    const struct Key_part_ptr* keyData,
    void* xfrmbuf = 0,
    Uint32 xfrmbuflen = 0
)
```

Parameters

When specifying the transaction coordinator, this method takes the four parameters listed here:

- A pointer to a *table* (`Table` object) used for deciding which node should act as the transaction coordinator.
- A null-terminated array of pointers to the values of the distribution key columns. The length of the key part is read from metadata and checked against the passed value.

An `Ndb::Key_part_ptr` is defined as shown in `Ndb::Key_part_ptr`.

- A pointer to a temporary buffer, used to calculate the hash value.

If *xfrmbuf* is `NULL` (the default), then a call to `malloc()` or `free()` is made automatically, as appropriate.

Prior to NDB 7.5.30, 7.6.26, 8.0.33: `startTransaction()` fails if *xfrmbuf* is not `NULL` and *xfrmbuflen* is too small.

NDB 7.5.30 and later, 7.6.26 and later, 8.0.33 and later: If the buffer passed is not of sufficient size, a temporary buffer is allocated automatically. (Bug #103814, Bug #32959894, Bug #34917498)

- The length of the buffer.

Return value

On success, an `NdbTransaction` object. In the event of failure, `NULL` is returned.

Example

Suppose that the table's partition key is a single `BIGINT` column. Then you would declare the distribution key array as shown here:

```
Key_part_ptr distkey[2];
```

The value of the distribution key would be defined as shown here:

```
unsigned long long distkeyValue= 23;
```

The pointer to the distribution key array would be set as follows:

```
distkey[0].ptr= (const void*) &distkeyValue;
```

The length of this pointer would be set accordingly:

```
distkey[0].len= sizeof(distkeyValue);
```

The distribution key array must terminate with a `NULL` element. This is necessary to avoid to having an additional parameter providing the number of columns in the distribution key:

```
distkey[1].ptr= NULL;
distkey[1].len= NULL;
```

Setting the buffer to `NULL` permits `startTransaction()` to allocate and free memory automatically:

```
xfrmbuf= NULL;
```

```
xfrmbuflen= 0;
```

Now, when you start the transaction, you can access the node that contains the desired information directly.

Another distribution-aware version of this method makes it possible for you to specify a table and partition (using the partition ID) as a hint for selecting the transaction coordinator, and is defined as shown here:

```
NdbTransaction* startTransaction  
(  
    const NdbDictionary::Table* table,  
    Uint32 partitionId  
)
```

In the event that the cluster has the same number of data nodes as it has fragment replicas, specifying the transaction coordinator gains no improvement in performance, since each data node contains the entire database. However, where the number of data nodes is greater than the number of fragment replicas (for example, where [NoOfReplicas](#) is set equal to 2 in a cluster with four data nodes), you should see a marked improvement in performance by using the distribution-aware version of this method.

It is still possible to use this method as before, without specifying the transaction coordinator. In either case, you must still explicitly close the transaction, whether or not the call to `startTransaction()` was successful.

2.3.12 The Ndb_cluster_connection Class

This section provides information about the `Ndb_cluster_connection` class, which models a connection by a management server (`ndb_mgmd`) to a set of data nodes.

- [Ndb_cluster_connection Class Overview](#)
- [Ndb_cluster_connection Class Constructor](#)
- [Ndb_cluster_connection::configure_tls\(\)](#)
- [Ndb_cluster_connection::connect\(\)](#)
- [Ndb_cluster_connection::get_auto_reconnect\(\)](#)
- [Ndb_cluster_connection::get_latest_error\(\)](#)
- [Ndb_cluster_connection::get_latest_error_msg\(\)](#)
- [Ndb_cluster_connection::get_max_adaptive_send_time\(\)](#)
- [Ndb_cluster_connection::get_next_ndb_object\(\)](#)
- [Ndb_cluster_connection::get_num_rcv_threads\(\)](#)
- [Ndb_cluster_connection::get_rcv_thread_activation_threshold\(\)](#)
- [Ndb_cluster_connection::get_system_name\(\)](#)
- [Ndb_cluster_connection::get_tls_certificate_path\(\)](#)
- [ndb_cluster_connection::lock_ndb_objects\(\)](#)
- [Ndb_cluster_connection::set_auto_reconnect\(\)](#)

- `Ndb_cluster_connection::set_data_node_neighbour()`
- `Ndb_cluster_connection::set_max_adaptive_send_time()`
- `Ndb_cluster_connection::set_name()`
- `Ndb_cluster_connection::set_num_recv_threads()`
- `Ndb_cluster_connection::set_optimized_node_selection()`
- `Ndb_cluster_connection::set_recv_thread_activation_threshold()`
- `Ndb_cluster_connection::set_service_uri()`
- `Ndb_cluster_connection::set_recv_thread_cpu()`
- `Ndb_cluster_connection::set_timeout()`
- `Ndb_cluster_connection::unlock_ndb_objects()`
- `Ndb_cluster_connection::unset_recv_thread_cpu()`
- `Ndb_cluster_connection::wait_until_ready()`

Ndb_cluster_connection Class Overview

Parent class *None*

Child classes *None*

Description An NDB application program should begin with the creation of a single `Ndb_cluster_connection` object, and typically makes use of a single `Ndb_cluster_connection`. The application connects to a cluster management server when this object's `connect()` method is called. By using the `wait_until_ready()` method it is possible to wait for the connection to reach one or more data nodes.

An instance of `Ndb_cluster_connection` is used to create an `Ndb` object.

Methods The following table lists the public methods of this class and the purpose or use of each method:

Table 2.33 Ndb_cluster_connection class methods and descriptions

Name	Description
<code>Ndb_cluster_connection</code>	Constructor; creates a connection to a cluster of data nodes.
<code>configure_tls()</code>	Provides TLS configuration data.
<code>connect()</code>	Connects to a cluster management server.
<code>get_auto_reconnect()</code>	Gets the auto-reconnection setting for API nodes using this <code>Ndb_cluster_connection</code> .
<code>get_latest_error()</code>	Whether or not the most recent attempt to connect succeeded.
<code>get_latest_error_message()</code>	If the most recent attempt to connect failed, provides the reason.
<code>get_max_adaptive_send_time()</code>	Get timeout before adaptive send forces the sending of all pending signals.

Name	Description
<code>get_num_rcv_threads()</code>	Get number of receive threads.
<code>get_next_ndb_object()</code>	Used to iterate through multiple Ndb objects.
<code>get_rcv_thread_activation_level()</code>	Get activation level for bound receive threads.
<code>get_tls_certificate_path()</code>	Get the path to the active TLS certificate.
<code>get_system_name()</code>	Get the cluster's system name.
<code>lock_ndb_objects()</code>	Disables the creation of new Ndb objects.
<code>set_auto_reconnect()</code>	Enables or disables auto-reconnection of API nodes using this Ndb_cluster_connection .
<code>set_data_node_neighbor()</code>	Sets a neighbor node for for optimal transaction coordinator placement
<code>set_max_adaptive_send_timeout()</code>	Set timeout to elapse before adaptive send forces the sending of all pending signals.
<code>set_name()</code>	Provides a name for the connection
<code>set_num_rcv_threads()</code>	Set number of receive threads to be bound.
<code>set_rcv_thread_cpu()</code>	Set one or more CPUs to bind receive threads to.
<code>set_optimized_node_selection()</code>	Used to control node-selection behavior.
<code>set_service_uri()</code>	Set a URI for publication in the ndbinfo.processes table
<code>set_timeout()</code>	Sets a connection timeout
<code>unlock_ndb_objects()</code>	Enables the creation of new Ndb objects.
<code>unset_rcv_thread_cpu()</code>	Unset the binding of the receive thread to one or more CPUs.
<code>wait_until_ready()</code>	Waits until a connection with one or more data nodes is successful.

Ndb_cluster_connection Class Constructor

Description

This method creates a connection to an NDB Cluster, that is, to a cluster of data nodes. The object returned by this method is required in order to instantiate an [Ndb](#) object. Thus, every NDB API application requires the use of an [Ndb_cluster_connection](#).

Signatures

[Ndb_cluster_connection](#) has two constructors. The first of these is shown here:

```
Ndb_cluster_connection
(
    const char* connection_string = 0
)
```

The second constructor takes a node ID in addition to the connection string argument. Its signature and parameters are shown here:

```
Ndb_cluster_connection
(
    const char* connection_string,
    int force_api_nodeid
)
```

Parameters	<p>The first version of the constructor requires a single <code>connection_string</code> parameter, pointing to the location of the management server.</p> <p>The second version of the constructor takes two arguments, a <code>connection_string</code> and the node ID (<code>force_api_nodeid</code>) to be used by this API node. This node ID overrides any node ID value set in the <code>connection_string</code> argument.</p>
Return value	An instance of <code>Ndb_cluster_connection</code> .

Ndb_cluster_connection::configure_tls()

Description	<p>Provides configuration information needed for a TLS connection.</p> <p>If the node finds active NDB TLS node keys and certificates (created using <code>ndb_sign_keys</code> or another tool) in the search path, it can connect securely to other nodes. If this method is not called for a connection, the search path is the compiled-in default (<code>WITH_NDB_TLS_SEARCH_PATH</code>), and the TLS level is <code>0</code> (relaxed).</p> <p>See also TLS Link Encryption for NDB Cluster.</p>
-------------	---

Signature	<pre>void configure_tls (const char *tls_search_path, int mgm_tls_level)</pre>
-----------	--

Parameters	<p><code>tls_search_path</code></p> <p><code>mgm_tls_level</code></p>	<p>A colon-delimited list of directories that may contain TLS private key files or signed public key certificates. A directory reference contained in the search path may be absolute or relative. Environment variables are expanded.</p> <p>This is <code>0</code> or <code>1</code> to specify the TLS requirement for securing the MGM protocol connection between this node and the NDB Management server. <code>0</code> means the requirement for TLS is relaxed; the node attempts to use TLS, but the connection succeeds even if TLS does not do so. <code>1</code> sets a strict requirement for TLS; failure to establish TLS is treated as an error (and a connection cannot be established).</p>
------------	---	--

Return value	<i>none</i>
--------------	-------------

Ndb_cluster_connection::connect()

Description	This method connects to a cluster management server.
-------------	--

Signature	<pre>int connect (int retries = 30,</pre>
-----------	--

```
int delay = 1,
int verbose = 0
)
```

Parameters

This method takes three parameters, all of which are optional:

- *retries* specifies the number of times to retry the connection in the event of failure. The default value is 30.

0 means that no additional attempts to connect are made in the event of failure; using a negative value for *retries* results in the connection attempt being repeated indefinitely.
- The *delay* represents the number of seconds between reconnect attempts; the default is 1 second.
- *verbose* indicates whether the method should output a report of its progress, with 1 causing this reporting to be enabled; the default is 0 (reporting disabled).

Return value

This method returns an `int`, which can have one of the following 3 values:

- 0: The connection attempt was successful.
- 1: Indicates a recoverable error.
- -1: Indicates an unrecoverable error.

Ndb_cluster_connection::get_auto_reconnect()

Description

This method retrieves the current `AutoReconnect` setting for a given `Ndb_cluster_connection`. For more detailed information, see `Ndb_cluster_connection::set_auto_reconnect()`.

Signature

```
int get_auto_reconnect
(
    void
)
```

Parameters

None.

Return value

An integer value 0 or 1, corresponding to the current `AutoReconnect` setting in effect for for this connection. 0 forces API nodes to use new connections to the cluster, while 1 enables API nodes to re-use existing connections.

Ndb_cluster_connection::get_latest_error()

Description

This method can be used to determine whether or not the most recent `connect()` attempt made by this `Ndb_cluster_connection` succeeded. If the connection succeeded, `get_latest_error()` returns 0; otherwise, it returns 1. If the connection attempt failed, use `Ndb_cluster_connection::get_latest_error_msg()` to obtain an error message giving the reason for the failure.

Signature

```
int get_latest_error
(
    void
) const
```

Parameters

None.

Return value `1` or `0`. A return value of `1` indicates that the latest attempt to connect failed; if the attempt succeeded, a `0` is returned.

Ndb_cluster_connection::get_latest_error_msg()

Description If the most recent connection attempt by this `Ndb_cluster_connection` failed (as determined by calling `get_latest_error()`), this method provides an error message supplying information about the reason for the failure.

Signature

```
const char* get_latest_error_msg
(
    void
) const
```

Parameters *None.*

Return value A string containing an error message describing a failure by `Ndb_cluster_connection::connect()`. If the most recent connection attempt succeeded, an empty string is returned.

Ndb_cluster_connection::get_max_adaptive_send_time()

Description Get the minimum time in milliseconds that is permit to lapse before the adaptive send mechanism forces all pending signals to be sent.

Signature

```
UInt32 get_max_adaptive_send_time
(
)
```

Parameters *None.*

Return value Wait time as a number of milliseconds. This should always be a value between 0 and 10, inclusive.

Ndb_cluster_connection::get_next_ndb_object()

Description This method is used to iterate over a set of `Ndb` objects, retrieving them one at a time.

Signature

```
const Ndb* get_next_ndb_object
(
    const Ndb* p
)
```

Parameters This method takes a single parameter, a pointer to the last `Ndb` object to have been retrieved or `NULL`.

Return value Returns the next `Ndb` object, or `NULL` if no more `Ndb` objects are available.

Iterating over Ndb objects. To retrieve all existing `Ndb` objects, perform the following three steps:

1. Invoke the `lock_ndb_objects()` method. This prevents the creation of any new instances of `Ndb` until the `unlock_ndb_objects()` method is called.
2. Retrieve the first available `Ndb` object by passing `NULL` to `get_next_ndb_object()`. You can retrieve the second `Ndb` object by passing the pointer retrieved by the first call to the next `get_next_ndb_object()` call, and so on. When a pointer to the last available `Ndb` instance is used, the method returns `NULL`.
3. After you have retrieved all desired `Ndb` objects, you should re-enable `Ndb` object creation by calling the `unlock_ndb_objects()` method.

Ndb_cluster_connection::get_num_recv_threads()

Description	Get the number of receiver threads.
Signature	<pre>int get_num_recv_threads (void) const</pre>
Parameters	<i>None.</i>
Return value	The number of receiver threads.

Ndb_cluster_connection::get_recv_thread_activation_threshold()

Description	Get the level set for activating the receiver thread bound by set_recv_thread_cpu() .
Signature	<pre>int get_recv_thread_activation_threshold (void) const</pre>
Parameters	<i>None.</i>
Return value	An integer threshold value. See Ndb_cluster_connection::set_recv_thread_activation_threshold() , for information about interpreting this value.

Ndb_cluster_connection::get_system_name()

Description	Gets the system name from the cluster configuration. This is the value of the Name system configuration parameter set in the cluster's config.ini configuration file.
Signature	<pre>const char* get_system_name (void) const</pre>
Parameters	<i>None.</i>
Return value	The cluster system name. If not set in the cluster configuration file, this is a generated value in the form MC_timestamp (for example, MC_20170426182343), using the time that the management server was started.

Ndb_cluster_connection::get_tls_certificate_path()

Description	Retrieve the pathname for the active TLS certificate file. Call after calling connect() . Returns null if connect() has not yet been called, or no valid key and certificate can be found in the TLS search path (whether supplied to configure_tls() or the default). This method was added in NDB 8.3.0.
Signature	<pre>const char *get_tls_certificate_path (void) const</pre>
Parameters	<i>None.</i>

Return value The absolute path to the TLS certificate file that is currently active.

ndb_cluster_connection::lock_ndb_objects()

Description Calling this method prevents the creation of new instances of the `Ndb` class. This method must be called prior to iterating over multiple `Ndb` objects using `get_next_ndb_object()`.

Signature

```
void lock_ndb_objects
(
    void
) const
```

This method is `const` beginning with NDB 7.4.13 (Bug #23709232).

For more information, see [Ndb_cluster_connection::get_next_ndb_object\(\)](#).

Parameters *None.*

Return value *None.*

Ndb_cluster_connection::set_auto_reconnect()

Description An API node that is disconnected from the cluster is forced to use a new connection object to reconnect, unless this behavior is overridden by setting `AutoReconnect = 1` in the `config.ini` file or calling this method with 1 as the input value. Calling the method with 0 for the value has the same effect as setting the `AutoReconnect` configuration parameter (also introduced in those NDB Cluster versions) to 0; that is, API nodes are forced to create new connections.



Important

When called, this method overrides any setting for `AutoReconnect` made in the `config.ini` file.

For more information, see [Defining SQL and Other API Nodes in an NDB Cluster](#).

Signature

```
void set_auto_reconnect
(
    int value
)
```

Parameters A *value* of 0 or 1 which determines API node reconnection behavior. 0 forces API nodes to use new connections (`Ndb_cluster_connection` objects); 1 permits API nodes to re-use existing connections to the cluster.

Return value *None.*

Ndb_cluster_connection::set_data_node_neighbour()

Description Set data node neighbor of the connection, used for optimal placement of the transaction coordinator. This method be used after creating the `Ndb_cluster_connection`, but prior to starting any query threads. This is due to the fact that this method may change the internal state of the `Ndb_cluster_connection` shared by the threads using it. This state is not thread-safe; changing it can lead to non-optimal node selection at the time of the change.

You can use the `ndb_data_node_neighbour` server system variable to set a data node neighbor for an NDB Cluster SQL node.

This method was added in NDB 7.5.

Signature

```
void set_data_node_neighbour
(
    Uint32 neighbour_node
)
```

Parameters

The ID of the node to be used as the neighbor.

Return value

None.

Ndb_cluster_connection::set_max_adaptive_send_time()

Description

Set the minimum time in milliseconds that is permit to lapse before the adaptive send mechanism forces all pending signals to be sent.

Signature

```
void set_max_adaptive_send_time
(
    Uint32 milliseconds
)
```

Parameters

Wait time in milliseconds. The range is 0-10, with 10 being the default value.

Return value

None.

Ndb_cluster_connection::set_name()

Description

Sets a name for the connection. If the name is specified, it is reported in the cluster log.

Signature

```
void set_name
(
    const char* name
)
```

Parameters

The *name* to be used as an identifier for the connection.

Return value

None.

Ndb_cluster_connection::set_num_recv_threads()

Description

Set the number of receiver threads bound to the CPU (or CPUs) determined using `set_recv_thread_cpu()` and with the threshold set by `set_recv_thread_activation_threshold()`.

This method should be invoked before trying to connect to any other nodes.

Signature

```
int set_num_recv_threads
(
    Uint32 num_recv_threads
)
```

Parameters

The number of receive threads. The only supported value is 1.

Return value

-1 indicates an error; any other value indicates success.

Ndb_cluster_connection::set_optimized_node_selection()

Description

This method can be used to override the `connect()` method's default behavior as regards which node should be connected to first.

Signature	<pre>void set_optimized_node_selection (int <i>value</i>)</pre>
-----------	---

Parameters	An integer <i>value</i> .
------------	---------------------------

Return value	<i>None</i> .
--------------	---------------

Ndb_cluster_connection::set_recv_thread_activation_threshold()

Description	Set the level for activating the receiver thread bound by set_recv_thread_cpu() . Below this level, normal user threads are used to receive signals.
-------------	--

Signature	<pre>int set_recv_thread_activation_threshold (Uint32 <i>threshold</i>)</pre>
-----------	---

Parameters	An integer <i>threshold</i> value. 16 or higher means that receive threads are never used as receivers. 0 means that the receive thread is always active, and that retains poll rights for its own exclusive use, effectively blocking all user threads from becoming receivers. In such cases care should be taken to ensure that the receive thread does not compete with the user thread for CPU resources; it is preferable for it to be locked to a CPU for its own exclusive use. The default is 8.
------------	---

Return value	-1 indicates an error; any other value indicates success.
--------------	---

Ndb_cluster_connection::set_service_uri()

Description	Beginning with NDB 7.5.7, this method can be used to create a URI for publication in service_URI column of the application's row in the ndbinfo.processes table.
-------------	--

Provided that this method is called prior to invoking [connect\(\)](#), the service URI is published immediately upon connection; otherwise, it is published after a delay of up to [HeartbeatIntervalDbApi](#) milliseconds.

Signature	<pre>int set_service_uri (const char* <i>scheme</i>, const char* <i>host</i>, int <i>port</i>, const char* <i>path</i>)</pre>
-----------	---

Parameters	This method takes the parameters listed here:
------------	---

- *scheme*: The URI scheme. This is restricted to lowercase letters, numbers, and the characters `.`, `+`, and `-` (period, plus sign, and dash). The maximum length is 16 characters; any characters over this limit are truncated.
- *host*: The URI network address or host name. The maximum length is 48 characters (sufficient for an IPv6 network address); any characters over this limit are truncated. If null, each data node reports the network address from its own connection to this node. An [Ndb_cluster_connection](#) that uses multiple transporters or network addresses to connect to different data

nodes is reflected in multiple rows in the `ndbinfo.processes` table.

- `port`: The URI port. This is not published if it is equal to 0.
- `path`: The URI path, possibly followed by a query string beginning with `?`. The maximum combined length of the path and query may not exceed 128 characters; if longer, it is truncated to this length.

The path may not begin with a double slash (`//`).

Return value 0 on success, 1 in the event of a syntax error.

Ndb_cluster_connection::set_rcv_thread_cpu()

Description Set the CPU or CPUs to which the receiver thread should be bound. Set the level for activating the receiver thread as a receiver by invoking `set_rcv_thread_activation_threshold()`. Unset the binding for this receiver thread by invoking `unset_rcv_thread_cpu()`.

Signature

```
int set_rcv_thread_cpu
(
    Uint16* cpuid_array,
    Uint32 array_len,
    Uint32 rcv_thread_id = 0
)
```

Parameters This method takes three parameters, listed here:

- An array of one or more CPU IDs to which the receive thread should be bound
- The length of this array
- The thread ID of the receive thread to bind. The default value is 0.

Return value `-1` indicates an error; any other value indicates success.

Ndb_cluster_connection::set_timeout()

Description Used to set a timeout for the connection, to limit the amount of time that we may block when connecting.

This method is actually a wrapper for the MGM API function `ndb_mgm_set_timeout()`.

Signature

```
int set_timeout
(
    int timeout_ms
)
```

Parameters The length of the timeout, in milliseconds (`timeout_ms`). Currently, only multiples of 1000 are accepted.

Return value 0 on success; any other value indicates failure.

Ndb_cluster_connection::unlock_ndb_objects()

Description This method undoes the effects of the `lock_ndb_objects()` method, making it possible to create new instances of `Ndb`. `unlock_ndb_objects()` should be called after you have finished retrieving `Ndb` objects using the `get_next_ndb_object()` method.

Signature

```
void unlock_ndb_objects
(
    void
) const
```

This method is `const` beginning with NDB 7.4.13 (Bug #23709232).

For more information, see [Ndb_cluster_connection::get_next_ndb_object\(\)](#).

Parameters

None.

Return value

None.

Ndb_cluster_connection::unset_recv_thread_cpu()

Description

Unset the CPU or CPUs to which the receiver thread was bound using [set_recv_thread_cpu\(\)](#).

Signature

```
int unset_recv_thread_cpu
(
    Uint32 recv_thread_id
)
```

Parameters

The thread ID of the receiver thread to be unbound.

Return value

-1 indicates an error; any other value indicates success.

Ndb_cluster_connection::wait_until_ready()

Description

This method is needed to establish connections with the data nodes. It waits until the requested connection with one or more data nodes is successful, or until a timeout condition is met.

Signature

```
int wait_until_ready
(
    int timeoutBefore,
    int timeoutAfter
)
```

Parameters

This method takes two parameters:

- `timeoutBefore` determines the number of seconds to wait until the first “live” node is detected. If this amount of time is exceeded with no live nodes detected, then the method immediately returns a negative value.
- `timeoutAfter` determines the number of seconds to wait after the first “live” node is detected for all nodes to become active. If this amount of time is exceeded without all nodes becoming active, then the method immediately returns a value greater than zero.

Return value

[wait_until_ready\(\)](#) returns an `int`, whose value is interpreted as follows:

- = 0: All nodes are “live”.
- > 0: At least one node is “live” (however, it is not known whether *all* nodes are “live”).
- < 0: An error occurred.

2.3.13 The NdbBlob Class

This section provides information about the `NdbBlob` class, which models a handle to a blob column and provides read and write access to blob column values. This object has a number of different states and provides several modes of access to blob data; these are also described in this section.

- [NdbBlob Class Overview](#)
- [NdbBlob::ActiveHook](#)
- [NdbBlob::blobsFirstBlob\(\)](#)
- [NdbBlob::blobsNextBlob\(\)](#)
- [NdbBlob::close\(\)](#)
- [NdbBlob::getBlobEventName\(\)](#)
- [NdbBlob::getBlobTableName\(\)](#)
- [NdbBlob::getColumn\(\)](#)
- [NdbBlob::getLength\(\)](#)
- [NdbBlob::getNull\(\)](#)
- [NdbBlob::getNdbError\(\)](#)
- [NdbBlob::getNdbOperation\(\)](#)
- [NdbBlob::getPos\(\)](#)
- [NdbBlob::getState\(\)](#)
- [NdbBlob::getValue\(\)](#)
- [NdbBlob::getVersion\(\)](#)
- [NdbBlob::readData\(\)](#)
- [NdbBlob::setActiveHook\(\)](#)
- [NdbBlob::setNull\(\)](#)
- [NdbBlob::setPos\(\)](#)
- [NdbBlob::setValue\(\)](#)
- [NdbBlob::State](#)
- [NdbBlob::truncate\(\)](#)
- [NdbBlob::writeData\(\)](#)

NdbBlob Class Overview

Parent class	<i>None</i>
Child classes	<i>None</i>
Description	This class has no public constructor. An instance of <code>NdbBlob</code> is created using the <code>NdbOperation::getBlobHandle()</code> method during the operation preparation phase. (See Section 2.3.20, “The NdbOperation Class” .) This object acts as a handle on a blob column.
Methods	The following table lists the public methods of this class and the purpose or use of each method:

Table 2.34 NdbBlob class methods and descriptions

Name	Description
<code>blobsFirstBlob()</code>	Gets the first blob in a list.
<code>blobsNextBlob()</code>	Gets the next blob in a list
<code>close()</code>	Release internal resources prior to commit or abort
<code>getBlobEventName()</code>	Gets a blob event name
<code>getBlobTableName()</code>	Gets a blob data segment's table name.
<code>getColumn()</code>	Gets a blob column.
<code>getLength()</code>	Gets the length of a blob, in bytes
<code>getNdbError()</code>	Gets an error (an <code>NdbError</code> object)
<code>getNdbOperation()</code>	Get a pointer to the operation (<code>NdbOperation</code> object) to which this <code>NdbBlob</code> object belonged when created.
<code>getNull()</code>	Checks whether a blob value is <code>NULL</code>
<code>getPos()</code>	Gets the current position for reading/writing
<code>getState()</code>	Gets the state of an <code>NdbBlob</code> object
<code>getValue()</code>	Prepares to read a blob value
<code>getVersion()</code>	Checks whether a blob is statement-based or event-based
<code>readData()</code>	Reads data from a blob
<code>setActiveHook()</code>	Defines a callback for blob handle activation
<code>setNull()</code>	Sets a blob to <code>NULL</code>
<code>setPos()</code>	Sets the position at which to begin reading/writing
<code>setValue()</code>	Prepares to insert or update a blob value
<code>truncate()</code>	Truncates a blob to a given length
<code>writeData()</code>	Writes blob data

`getBlobTableName()` and `getBlobEventName()` are static methods.

Most `NdbBlob` methods (nearly all of those whose return type is `int`) return 0 on success and -1 in the event of failure.

Types

The public types defined by `NdbBlob` are shown here:

Table 2.35 NdbBlob types and descriptions

Name	Description
<code>ActiveHook()</code>	Callback for <code>NdbBlob::setActiveHook()</code>
<code>State()</code>	Represents the states that may be assumed by the <code>NdbBlob</code> .

Blob Data Storage. Blob data is stored in 2 locations:

- The header and inline bytes are stored in the blob column.

- The blob's data segments are stored in a separate table named `NDB$BLOB_tid_cid`, where `tid` is the table ID, and `cid` is the blob column ID.

The inline and data segment sizes can be set using the appropriate `Column` methods when the table is created. See [Section 2.3.1, "The Column Class"](#), for more information about these methods.

Data Access Types. `NdbBlob` supports 3 types of data access: These data access types can be applied in combination, provided that they are used in the order given above.

- In the preparation phase, the `NdbBlob` methods `getValue()` and `setValue()` are used to prepare a read or write of a blob value of known size.
- Also in the preparation phase, `setActiveHook()` is used to define a routine which is invoked as soon as the handle becomes active.
- In the active phase, `readData()` and `writeData()` are used to read and write blob values having arbitrary sizes.

Blob operations. Blob operations take effect when the next transaction is executed. In some cases, `NdbBlob` is forced to perform implicit execution. To avoid this, you should always operate on complete blob data segments.

Use `NdbTransaction::executePendingBlobOps()` to flush reads and writes, which avoids any execution penalty if no operations are pending. This is not necessary following execution of operations, or after the next scan result.

`NdbBlob` also supports reading post- or pre-blob data from events. The handle can be read after the next event on the main table has been retrieved. The data becomes available immediately. (See [Section 2.3.16, "The NdbEventOperation Class"](#), for more information.)

Blobs and NdbOperations. `NdbOperation` methods acting on `NdbBlob` objects have the following characteristics:

- `NdbOperation::insertTuple()` must use `NdbBlob::setValue()` if the blob attribute is nonnullable.
- `NdbOperation::readTuple()` used with any lock mode can read but not write blob values.

When the `LM_CommittedRead` lock mode is used with `readTuple()`, the lock mode is automatically upgraded to `LM_Read` whenever blob attributes are accessed.

- `NdbOperation::updateTuple()` can either overwrite an existing value using `NdbBlob::setValue()`, or update it during the active phase.
- `NdbOperation::writeTuple()` always overwrites blob values, and must use `NdbBlob::setValue()` if the blob attribute is nonnullable.
- `NdbOperation::deleteTuple()` creates implicit, nonaccessible blob handles.
- A scan with any lock mode can use its blob handles to read blob values but not write them.

A scan using the `LM_Exclusive` lock mode can update row and blob values using `updateCurrentTuple()`; the operation returned must explicitly create its own blob handle.

A scan using the `LM_Exclusive` lock mode can delete row values (and therefore blob values) using `deleteCurrentTuple()`; this create implicit nonaccessible blob handles.

- An operation which is returned by `lockCurrentTuple()` cannot update blob values.

Known Issues. The following are known issues or limitations encountered when working with `NdbBlob` objects:

- Too many pending blob operations can overflow the I/O buffers.

- The table and its blob data segment tables are not created atomically.

NdbBlob::ActiveHook

ActiveHook is a data type defined for use as a callback for the `setActiveHook()` method. (See [NdbBlob::setActiveHook\(\)](#).)

Definition. `ActiveHook` is a custom data type defined as shown here:

```
typedef int ActiveHook
(
    NdbBlob* me,
    void* arg
)
```

Description

This is a callback for `NdbBlob::setActiveHook()`, and is invoked immediately once the prepared operation has been executed (but not committed). Any calls to `getValue()` or `setValue()` are performed first. The blob handle is active so `readData()` or `writeData()` can be used to manipulate the blob value. A user-defined argument is passed along with the `NdbBlob`. `setActiveHook()` returns a nonzero value in the event of an error.

NdbBlob::blobsFirstBlob()

Description

This method initialises a list of blobs belonging to the current operation and returns the first blob in the list.

Signature

```
NdbBlob* blobsFirstBlob
(
    void
)
```

Parameters

None.

Return value

A pointer to the desired blob.

NdbBlob::blobsNextBlob()

Description

Use the method to obtain the next in a list of blobs that was initialised using `blobsFirstBlob()`. See [NdbBlob::blobsFirstBlob\(\)](#).

Signature

```
NdbBlob* blobsNextBlob
(
    void
)
```

Parameters

None.

Return value

A pointer to the desired blob.

NdbBlob::close()

Description

Closes the blob handle, releasing internal resources as it does so, prior to committing or aborting the transaction. In other words, this signals that an application has finished with reading from a given blob. This method can be called only when the blob's `State` is `Active`.

Signature

```
int close
(
    bool execPendingBlobOps = true
)
```

Parameters	This method has a single boolean parameter <code>execPendingBlobOps</code> . If the value of this parameter <code>true</code> (the default), any pending blob operations are flushed before the blob handle is closed. If <code>execPendingBlobOps</code> is <code>false</code> , then it is assumed that the blob handle has no pending read or write operations to flush.
Return value	0 on success.

Read operations and locking. When a blob handle is created on a read operation using `LM_Read` or `LM_Exclusive` as the `LockMode`, the read operation can be unlocked only once all Blob handles created on this operation have been closed.

When a row containing blobs has been read with lock mode `LM_CommittedRead`, the mode is automatically upgraded to `LM_Read` to ensure consistency. In this case, when all the blob handles for the row have been closed, an unlock operation for the row is automatically performed by the call to the `close()` method, which adds a pending write operation to the blob. The upgraded lock is released following the call to `execute()`.

NdbBlob::getBlobEventName()

Description	This method gets a blob event name. The blob event is created if the main event monitors the blob column. The name includes the main event name.
Signature	<pre>static int getBlobEventName (char* name, Ndb* ndb, const char* event, const char* column)</pre>
Parameters	This method takes the four parameters listed here: <ul style="list-style-type: none"> • <code>name</code>: The name of the blob event. • <code>ndb</code>: The relevant <code>Ndb</code> object. • <code>event</code>: The name of the main event. • <code>column</code>: The blob column.
Return value	0 on success, -1 on failure.

NdbBlob::getBlobTableName()

Description	This method gets the blob data segment table name. This method is generally of use only for testing and debugging purposes.
Signature	<pre>static int getBlobTableName (char* name, Ndb* ndb, const char* table, const char* column)</pre>
Parameters	This method takes the four parameters listed here: <ul style="list-style-type: none"> • <code>name</code>: The name of the blob data segment table. • <code>ndb</code>: The relevant <code>Ndb</code> object.

- *table*: The name of the main table.
- *column*: The blob column.

Return value

Returns `0` on success, `-1` on failure.

NdbBlob::getColumn()

Description

Use this method to get the blob column to which the `NdbBlob` belongs.

Signature

```
const Column* getColumn
(
    void
)
```

Parameters

None.

Return value

A `Column` object.

NdbBlob::getLength()

Description

This method gets the blob's current length in bytes.

Signature

```
int getLength
(
    UInt64& length
)
```

Parameters

A reference to the length.

Return value

The blob's length in bytes. For a `NULL` blob, this method returns `0`. To distinguish between a blob whose length is `0` and one which is `NULL`, use the `getNull()` method.

NdbBlob::getNull()

Description

This method checks whether the blob's value is `NULL`.

Signature

```
int getNull
(
    int& isNull
)
```

Parameters

A reference to an integer `isNull`. Following invocation, this parameter has one of the following values, interpreted as shown here:

- `-1`: The blob is undefined. If this is a nonevent blob, this result causes a state error.
- `0`: The blob has a nonnull value.
- `1`: The blob's value is `NULL`.

Return value

None.

NdbBlob::getNdbError()

Description

Use this method to obtain an error object. The error may be blob-specific or may be copied from a failed implicit operation. The error code is copied back to the operation unless the operation already has a nonzero error code.

Signature

```
const NdbError& getNdbError
(
    void
) const
```

Parameters

None.

Return value

An [NdbError](#) object.

NdbBlob::getNdbOperation()

Description

This method can be used to find the operation with which the handle for this [NdbBlob](#) is associated.

Signature

```
const NdbOperation* getNdbOperation
(
    void
) const
```

Parameters

None.

Return value

A pointer to an operation.

The operation referenced by the pointer returned by this method may be represented by either an [NdbOperation](#) or [NdbScanOperation](#) object.

See [Section 2.3.20, “The NdbOperation Class”](#), and [Section 2.3.24, “The NdbScanOperation Class”](#), for more information.

NdbBlob::getPos()

Description

This method gets the current read/write position in a blob.

Signature

```
int getPos
(
    Uint64& pos
)
```

Parameters

One parameter, a reference to the position.

Return value

Returns `0` on success, or `-1` on failure. (Following a successful invocation, `pos` will hold the current read/write position within the blob, as a number of bytes from the beginning.)

NdbBlob::getState()

Description

This method gets the current state of the [NdbBlob](#) object for which it is invoked. Possible states are described in [NdbBlob::State](#).

Signature

```
State getState
(
    void
)
```

Parameters

None.

Return value

A value of type [State](#).

NdbBlob::getValue()

Description

Use this method to prepare to read a blob value; the value is available following invocation. Use [getNull\(\)](#) to check for a `NULL` value; use [getLength\(\)](#) to get the actual length of the blob, and to check for truncation. [getValue\(\)](#) sets the current read/write position to the point following the end of the data which was read.

Signature

```
int getValue
(
    void*  data,
    Uint32 bytes
)
```

Parameters

This method takes two parameters. The first of these is a pointer to the *data* to be read; the second is the number of *bytes* to be read.

Return value

0 on success, -1 on failure.

NdbBlob::getVersion()

Description

This method is used to distinguish whether a blob operation is statement-based or event-based.

Signature

```
void getVersion
(
    int& version
)
```

Parameters

This method takes a single parameter, an integer reference to the blob version (operation type).

Return value

One of the following three values:

- -1: This is a “normal” (statement-based) blob.
- 0: This is an event-operation based blob, following a change in its data.
- 1: This is an event-operation based blob, prior to any change in its data.

`getVersion()` is always successful, assuming that it is invoked as a method of a valid instance of `NdbBlob`.

NdbBlob::readData()

Description

This method is used to read data from a blob.

Signature

```
int readData
(
    void*  data,
    Uint32& bytes
)
```

Parameters

`readData()` accepts a pointer to the *data* to be read, and a reference to the number of *bytes* read.

Return value

Returns 0 on success, -1 on failure. Following a successful invocation, *data* points to the data that was read, and *bytes* holds the number of bytes read.

NdbBlob::setActiveHook()

Description

This method defines a callback for blob handle activation. The queue of prepared operations will be executed in no-commit mode up to this point; then, the callback is invoked. For additional information, see `NdbBlob::ActiveHook`.

Signature

```
int setActiveHook
(
    ActiveHook* activeHook,
    void*      arg
)
```

)

Parameters

This method requires the two parameters listed here:

- A pointer to an [ActiveHook](#).
- A pointer to `void`, for any data to be passed to the callback.

Return value

0 on success, -1 on failure.

NdbBlob::setNull()

Description

This method sets the value of a blob to `NULL`.

Signature

```
int setNull
(
    void
)
```

Parameters

None.

Return value

0 on success; -1 on failure.

NdbBlob::setPos()

Description

This method sets the position within the blob at which to read or write data.

Signature

```
int setPos
(
    Uint64 pos
)
```

Parameters

The `setPos()` method takes a single parameter `pos` (an unsigned 64-bit integer), which is the position for reading or writing data. The value of `pos` must be between 0 and the blob's current length.

**Important**

“Sparse” blobs are not supported in the NDB API; in other words, there can be no unused data positions within a blob.

Return value

0 on success, -1 on failure.

NdbBlob::setValue()

Description

This method is used to prepare for inserting or updating a blob value. Any existing blob data that is longer than the new data is truncated. The data buffer must remain valid until the operation has been executed. `setValue()` sets the current read/write position to the point following the end of the data. You can set `data` to a null pointer (0) in order to create a `NULL` value.

Signature

```
int setValue
(
    const void* data,
    Uint32 bytes
)
```

Parameters

This method takes the two parameters listed here:

- The `data` that is to be inserted or used to overwrite the blob value.
- The number of `bytes`—that is, the length—of the `data`.

Return value 0 on success, -1 on failure.

NdbBlob::State

This is an enumerated data type which represents the possible states of an `NdbBlob` instance.

Description An `NdbBlob` may assume any one of these states

Enumeration values Possible values are shown, along with descriptions, in the following table:

Table 2.36 NdbBlob::State type values and descriptions

Name	Description
<code>Idle</code>	The <code>NdbBlob</code> has not yet been prepared for use with any operations.
<code>Prepared</code>	This is the state of the <code>NdbBlob</code> prior to operation execution.
<code>Active</code>	This is the blob handle's state following execution or the fetching of the next result, but before the transaction is committed.
<code>Closed</code>	This state occurs after the transaction has been committed.
<code>Invalid</code>	This follows a rollback or the close of a transaction.

NdbBlob::truncate()

Description This method is used to truncate a blob to a given length.

Signature

```
int truncate
(
    Uint64 length = 0
)
```

Parameters

`truncate()` takes a single parameter which specifies the new `length` to which the blob is to be truncated. This method has no effect if `length` is greater than the blob's current length (which you can check using `getLength()`).

Return value 0 on success, -1 on failure.

NdbBlob::writeData()

Description This method is used to write data to an `NdbBlob`. After a successful invocation, the read/write position will be at the first byte following the data that was written to the blob.

A write past the current end of the blob data extends the blob automatically.

Signature

```
int writeData
(
    const void* data,
    Uint32 bytes
)
```

Parameters

This method takes two parameters, a pointer to the `data` to be written, and the number of `bytes` to write.

Return value 0 on success, -1 on failure.

2.3.14 The NdbDictionary Class

This section provides information about the `NdbDictionary` class, which stores meta-information about NDB database objects, such as tables, columns, and indexes.

While the preferred method of database object creation and deletion is through the MySQL Server, `NdbDictionary` also permits the developer to perform these tasks through the NDB API.

- [NdbDictionary Class Overview](#)
- [NdbDictionary::AutoGrowSpecification](#)
- [NdbDictionary::getEmptyBitmask\(\)](#)
- [NdbDictionary::getFirstAttrId\(\)](#)
- [NdbDictionary::getNextAttrId\(\)](#)
- [NdbDictionary::getNullBitOffset\(\)](#)
- [NdbDictionary::getOffset\(\)](#)
- [NdbDictionary::getRecordIndexName\(\)](#)
- [NdbDictionary::getRecordRowLength\(\)](#)
- [NdbDictionary::getRecordTableName\(\)](#)
- [NdbDictionary::getRecordType\(\)](#)
- [NdbDictionary::getValuePtr\(\)](#)
- [NdbDictionary::isNull\(\)](#)
- [NdbDictionary::RecordSpecification](#)
- [NdbDictionary::setNull\(\)](#)

NdbDictionary Class Overview

Parent class	<i>None</i>
Child classes	<code>Dictionary</code> , <code>Column</code> , <code>Object</code>
	For the numeric equivalents to enumerations of <code>NdbDictionary</code> subclasses, see the file <code>/storage/ndb/include/ndbapi/NdbDictionary.hpp</code> in the NDB Cluster source tree.
Description	<p>This is a data dictionary class that supports enquiries about tables, columns, and indexes. It also provides ways to define these database objects and to remove them. Both sorts of functionality are supplied using inner classes that model these objects. These include the following inner classes:</p> <ul style="list-style-type: none"> • <code>Table</code> for working with tables • <code>Column</code> for creating table columns • <code>Index</code> for working with secondary indexes • <code>Dictionary</code> for creating database objects and making schema enquiries

- [Event](#) for working with events in the cluster.

Additional [Object](#) subclasses model the tablespaces, log file groups, data files, and undo files required for working with NDB Cluster Disk Data table, as well as with foreign key constraints.

Tables and indexes created using [NdbDictionary](#) cannot be viewed from the MySQL Server.

Dropping indexes through the NDB API that were created originally from an NDB Cluster causes inconsistencies. It is possible that a table from which one or more indexes have been dropped using the NDB API will no longer be usable by MySQL following such operations. In this event, the table must be dropped, and then re-created using MySQL to make it accessible to MySQL once more.

Methods

[NdbDictionary](#) itself has no public instance methods, only static methods that are used for working with [NdbRecord](#) objects. Operations not using [NdbRecord](#) are accomplished by means of [NdbDictionary](#) subclass instance methods. The following table lists the public methods of [NdbDictionary](#) and the purpose or use of each method:

Table 2.37 NdbDictionary class methods and descriptions

Name	Description
getEmptyBitmask()	Returns an empty column presence bitmask which can be used with NdbRecord
getFirstAttrId()	Get the first attribute ID specified by a given NdbRecord object
getRecordIndexName()	Gets the name of the index object referred to by an NdbRecord
getRecordRowLength()	Get the number of bytes needed to store one row of data using a given NdbRecord
getRecordTableName()	Gets the name of the table object referred to by an NdbRecord
getRecordType()	Gets the RecordType of an NdbRecord
getValuePtr()	Returns a pointer to the beginning of stored data specified by attribute ID, using NdbRecord
isNull()	Show whether the null bit for a column is true or false
setNull()	Set a column's null bit

Types

[NdbDictionary](#) defines two data structures, listed here:

- [AutoGrowSpecification](#)
- [RecordSpecification](#)

NdbDictionary::AutoGrowSpecification

This section provides information about the [AutoGrowSpecification](#) data structure.

Parent class [NdbDictionary](#)

Description The `AutoGrowSpecification` is a data structure defined in the `NdbDictionary` class, and is used as a parameter to or return value of some of the methods of the `Tablespace` and `LogfileGroup` classes.

Members `AutoGrowSpecification` has the members shown in the following table:

Table 2.38 NdbDictionary::AutoGrowSpecification data structure member names and descriptions

Name	Description
<code>min_free</code>	???
<code>max_size</code>	???
<code>file_size</code>	???
<code>filename_pattern</code>	???

NdbDictionary::getEmptyBitmask()

Description Returns an empty column presence bitmask which can be used with any `NdbRecord` to specify that no `NdbRecord` columns are to be included in the operation.

Signature

```
static const unsigned char* getEmptyBitmask
(
    void
)
```

Parameters

None.

Return value

An empty bitmask.

NdbDictionary::getFirstAttrId()

Description Get the first attribute ID specified by an `NdbRecord` object. Returns `false` if no attribute ID is specified.

Signature

```
static bool getFirstAttrId
(
    const NdbRecord* record,
    Uint32& firstAttrId
)
```

Parameters

A pointer to an `NdbRecord` and a reference to the attribute (`firstAttrID`).

Return value

Boolean `false`, when no attribute ID can be obtained.

NdbDictionary::getNextAttrId()

Description Get the next attribute ID specified by an `NdbRecord` object following the attribute ID passed in. Returns `false` when there are no more attribute IDs to be returned.

Signature

```
static bool getNextAttrId
(
    const NdbRecord* record,
    Uint32& attrId
)
```

Parameters

A pointer to an `NdbRecord` and a reference to an attribute ID.

Return value

Boolean `false`, when no attribute ID can be obtained.

NdbDictionary::getNullBitOffset()

Description	Get the offset of the given attribute ID's null bit from the start of the NdbRecord row. Returns <code>false</code> if the attribute ID is not present.
Signature	<pre>static bool getNullBitOffset (const NdbRecord* record, Uint32 attrId, Uint32& bytes, Uint32& bit)</pre>
Parameters	An NdbRecord <code>record</code> in which to get the null bit offset of the given attribute ID (<code>attrId</code>). The offset is expressed as a number of bytes (<code>bytes</code>) plus a number of bits within the last byte (<code>bit</code>).
Return value	Boolean <code>false</code> , if the attribute with the given ID is not present.

NdbDictionary::getOffset()

Description	Get the offset of the given attribute ID's storage from the start of the NdbRecord row. Returns <code>false</code> if the attribute id is not present
Signature	<pre>static bool getOffset (const NdbRecord* record, Uint32 attrId, Uint32& offset)</pre>
Parameters	The <code>offset</code> of the given attribute ID's storage from the start of the NdbRecord row.
Return value	Boolean <code>false</code> , if no attribute ID can be found.

NdbDictionary::getRecordIndexName()

Description	Get the name of the Index object that the NdbRecord refers to.
Signature	<pre>static const char* getRecordIndexName (const NdbRecord* record)</pre>
Parameters	A pointer to the NdbRecord for which to get the name.
Return value	The name, if any. Otherwise, or if the NdbRecord object is not of the IndexAccess type, this method returns null.

NdbDictionary::getRecordRowLength()

Description	Get the number of bytes needed to store one row of data laid out as described by the NdbRecord structure passed in to this method.
Signature	<pre>static Uint32 getRecordRowLength (const NdbRecord* record)</pre>
Parameters	An NdbRecord object.
Return value	The number of bytes needed per row.

NdbDictionary::getRecordTableName()

Description	Return the name of the table object that the NdbRecord refers to. This method returns null if the record is not a TableAccess .
Signature	<pre>static const char* getRecordTableName (const NdbRecord* record)</pre>
Parameters	The <i>record</i> (NdbRecord object) for which to get the table name.
Return value	The name of the table, or null if the NdbRecord object' type is not TableAccess .

NdbDictionary::getRecordType()

Description	Return the type of the NdbRecord object passed.
Signature	<pre>static RecordType getRecordType (const NdbRecord* record)</pre>
Parameters	An NdbRecord object.
Return value	The RecordType of the NdbRecord (IndexAccess or TableAccess).

NdbDictionary::getValuePtr()

Description	Returns a pointer to the beginning of stored data specified by attribute ID, by looking up the offset of the column stored in the NdbRecord object and returning the sum of the row position and the offset.
Signature	This method provides both row-const and non-row-const versions: <pre>static const char* getValuePtr (const NdbRecord* record, const char* row, UInt32 attrId) static char* getValuePtr (const NdbRecord* record, char* row, UInt32 attrId)</pre>
Parameters	A pointer to an NdbRecord object describing the row format, a pointer to the start of the row data (const in the const version of this method), and the attribute ID of the column,
Return value	A pointer to the start of the attribute in the row. This is null if the attribute is not part of the NdbRecord definition.

NdbDictionary::isNull()

Description	Indicate whether the null bit for the given column is set to true or false . The location of the null bit in relation to the row pointer is obtained from the passed NdbRecord object. If the column is not nullable, or if the column is not part of the NdbRecord definition, the method returns false .
Signature	<pre>static bool isNull (</pre>

```
const NdbRecord* record,
const char* row,
Uint32 attrId
)
```

- Parameters A pointer to an `NdbRecord` object describing the row format, a pointer to the start of the row data, and the attribute ID of the column to check.
- Return value Boolean `true` if the attribute ID exists in this `NdbRecord`, is nullable, and this row's null bit is set; otherwise, Boolean `false`.

NdbDictionary::RecordSpecification

This section provides information about the `RecordSpecification` structure.

- Parent class `NdbDictionary`
- Description This structure is used to specify columns and range offsets when creating `NdbRecord` objects.
- Members The elements making up this structure are shown in the following table:

Table 2.39 NdbDictionary::RecordSpecification attributes, with types and descriptions

Name	Type	Description
<code>column</code>	<code>Column</code>	The column described by this entry (the column's maximum size defines the field size for the row). Even when creating an <code>NdbRecord</code> for an index, this must point to a column obtained from the underlying table, and not from the index itself.
<code>offset</code>	<code>Uint32</code>	The offset of data from the beginning of a row. For reading blobs, the blob handle (<code>NdbBlob</code>), rather than the actual blob data, is written into the row. This means that there must be at least <code>sizeof(NdbBlob*)</code> must be available in the row.
<code>nullbit_byte_offset</code>	<code>Uint32</code>	The offset from the beginning of the row of the byte containing the <code>NULL</code> bit.
<code>nullbit_bit_in_byte</code>	<code>Uint32</code>	<code>NULL</code> bit (0-7).

`nullbit_byte_offset` and `nullbit_bit_in_byte` are not used for non-nullable columns.

For more information, see [Section 2.3.22, “The NdbRecord Interface”](#).

NdbDictionary::setNull()

Description	Set the null bit for the given column to the supplied value. The offset for the null bit is obtained from the passed <code>NdbRecord</code> object. If the attribute ID is not part of the <code>NdbRecord</code> , or if it is not nullable, this method returns an error (-1).
Signature	<pre>static int setNull (const NdbRecord* record, char* row, Uint32 attrId, bool value)</pre>
Parameters	A pointer to the <code>record</code> (<code>NdbRecord</code> object) describing the row format; a pointer to the start of the <code>row</code> data; the attribute ID of the column (<code>attrId</code>); and the <code>value</code> to set the null bit to (<code>true</code> or <code>false</code>).
Return value	Returns 0 on success; returns -1 if the <code>attrId</code> is not part of the <code>record</code> , or is not nullable.

2.3.15 The NdbError Structure

This section provides information about the `NdbError` data structure, which contains status and other information about errors, including error codes, classifications, and messages.

- [NdbError Overview](#)
- [NdbError::Classification](#)
- [NdbError::Status](#)

NdbError Overview

Description	<p>An <code>NdbError</code> consists of six parts, listed here, of which one is deprecated:</p> <ol style="list-style-type: none"> 1. <i>Error status</i>: This describes the impact of an error on the application, and reflects what the application should do when the error is encountered. <p>The error status is described by a value of the <code>Status</code> type. See NdbError::Status, for possible <code>Status</code> values and how they should be interpreted.</p> 2. <i>Error classification</i>: This represents a logical error type or grouping. <p>The error classification is described by a value of the <code>Classification</code> type. See NdbError::Classification, for possible classifications and their interpretation. Additional information is provided in Section 2.4.4, “NDB Error Classifications”.</p>
-------------	--

3. *Error code*: This is an NDB API internal error code which uniquely identifies the error.



Important

It is *not* recommended to write application programs which are dependent on specific error codes. Instead, applications should check error status and classification. More information about errors can also be obtained by checking error messages and (when available) error detail messages. However—like error codes—these error messages and error detail messages are subject to change.

A listing of current error codes, broken down by classification, is provided in [Section 2.4.2, “NDB Error Codes: by Type”](#). This listing is updated with new NDB Cluster releases. You can also check the file `storage/ndb/src/ndbapi/ndberror.c` in the NDB Cluster sources.

4. *MySQL Error code*: This is the corresponding MySQL Server error code. MySQL error codes are not discussed in this document; please see [Server Error Message Reference](#), in the MySQL Manual, for information about these.
5. *Error message*: This is a generic, context-independent description of the error.
6. *Error details*: This can often provide additional information (not found in the error message) about an error, specific to the circumstances under which the error is encountered. However, it is not available in all cases.

Where not specified, the error detail message is `NULL`.



Note

This property is deprecated and scheduled for eventual removal. For obtaining error details, you should use the `Ndb::getNdbErrorDetail()` method instead.

Specific NDB API error codes, messages, and detail messages are subject to change without notice.

Definition The `NdbError` structure contains the following members, whose types are as shown here:

- `Status status`: The error status.
- `Classification classification`: The error type (classification).
- `int code`: The NDB API error code.
- `int mysql_code`: The MySQL error code.
- `const char* message`: The error message.
- `char* details`: The error detail message.

`details` is deprecated and scheduled for eventual removal. You should use the `Ndb::getNdbErrorDetail()` method instead. (Bug #48851)

Types `NdbError` defines the two data types listed here:

- `Classification`: The type of error or the logical grouping to which the error belongs.
- `Status`: The error status.

NdbError::Classification

This section provides information about the `Classification` data type.

Description This type describes the type of error, or the logical group to which it belongs.

Enumeration values Possible values are shown, along with descriptions, in the following table:

Table 2.40 NdbError Classification data type values and descriptions

Name	Description
<code>NoError</code>	Indicates success (no error occurred)
<code>ApplicationError</code>	An error occurred in an application program
<code>NoDataFound</code>	A read operation failed due to one or more missing records.
<code>ConstraintViolation</code>	A constraint violation occurred, such as attempting to insert a tuple having a primary key value already in use in the target table.
<code>SchemaError</code>	An error took place when trying to create or use a table.
<code>InsufficientSpace</code>	There was insufficient memory for data or indexes.
<code>TemporaryResourceError</code>	This type of error is typically encountered when there are too many active transactions.

Name	Description
NodeRecoveryError	This is a temporary failure which was likely caused by a node recovery in progress, some examples being when information sent between an application and NDB is lost, or when there is a distribution change.
OverloadError	This type of error is often caused when there is insufficient log file space.
TimeoutExpired	A timeout, often caused by a deadlock.
UnknownResultError	It is not known whether a transaction was committed.
InternalError	A serious error has occurred in NDB itself.
FunctionNotImplemented	The application attempted to use a function which is not yet implemented.
UnknownErrorCode	This is seen where the NDB error handler cannot determine the correct error code to report.
NodeShutdown	This is caused by a node shutdown.
SchemaObjectExists	The application attempted to create a schema object that already exists.
InternalTemporary	A request was sent to a node other than the master.

Related information specific to certain error conditions can be found in [Section 2.4.2, “NDB Error Codes: by Type”](#), and in [Section 2.4.4, “NDB Error Classifications”](#).

NdbError::Status

This section provides information about the [Status](#) data type.

Description	This type is used to describe an error's status.
Enumeration values	Possible values are shown, along with descriptions, in the following table:

Table 2.41 NdbError Status data type values and descriptions

Name	Description
Success	No error has occurred
TemporaryError	A temporary and usually recoverable error; the application should retry the operation giving rise to the error
PermanentError	Permanent error; not recoverable
UnknownResult	The operation's result or status is unknown

Related information specific to certain error conditions can be found in [Section 2.4.4, “NDB Error Classifications”](#).

2.3.16 The NdbEventOperation Class

This section provides information about the [NdbEventOperation](#) class, which is used to monitor changes (events) in a database. It provides the core functionality used to implement NDB Cluster Replication.

- [NdbEventOperation Class Overview](#)
- [NdbEventOperation::clearError\(\) \(DEPRECATED\)](#)
- [NdbEventOperation::execute\(\)](#)
- [NdbEventOperation::getBlobHandle\(\)](#)
- [NdbEventOperation::getEpoch\(\)](#)
- [NdbEventOperation::getEventType\(\) \(DEPRECATED\)](#)
- [NdbEventOperation::getEventType2\(\)](#)
- [NdbEventOperation::getGCI\(\) \(DEPRECATED\)](#)
- [NdbEventOperation::getLatestGCI\(\) \(DEPRECATED\)](#)
- [NdbEventOperation::getNdbError\(\)](#)
- [NdbEventOperation::getPreBlobHandle\(\)](#)
- [NdbEventOperation::getPreValue\(\)](#)
- [NdbEventOperation::getState\(\)](#)
- [NdbEventOperation::getValue\(\)](#)
- [NdbEventOperation::hasError\(\) \(DEPRECATED\)](#)
- [NdbEventOperation::isConsistent\(\) \(DEPRECATED\)](#)
- [NdbEventOperation::isEmptyEpoch\(\)](#)
- [NdbEventOperation::isErrorEpoch\(\)](#)
- [NdbEventOperation::isOverrun\(\)](#)
- [NdbEventOperation::mergeEvents\(\)](#)
- [NdbEventOperation::State](#)
- [NdbEventOperation::tableFragmentationChanged\(\)](#)
- [NdbEventOperation::tableFrmChanged\(\)](#)
- [NdbEventOperation::tableNameChanged\(\)](#)
- [NdbEventOperation::tableRangeListChanged\(\)](#)

NdbEventOperation Class Overview

Parent class *None*

Child classes *None*

Description [NdbEventOperation](#) represents a database event.

Methods The following table lists the public methods of this class and the purpose or use of each method:

Table 2.42 NdbEventOperation class methods and descriptions

Name	Description
<code>clearError()</code>	Clears the most recent error. Deprecated in NDB 7.4.
<code>execute()</code>	Activates the NdbEventOperation

Name	Description
<code>getBlobHandle()</code>	Gets a handle for reading blob attributes
<code>getEpoch()</code>	Retrieves the epoch for the event data most recently retrieved. Added in NDB 7.4.
<code>getEventType()</code>	Gets the event type. Deprecated in NDB 7.4.
<code>getEventType2()</code>	Gets the event type. Added in NDB 7.4.
<code>getGCI()</code>	Retrieves the GCI of the most recently retrieved event. Deprecated in NDB 7.4.
<code>getLatestGCI()</code>	Retrieves the most recent GCI (whether or not the corresponding event has been retrieved). Deprecated in NDB 7.4.
<code>getNdbError()</code>	Gets the most recent error
<code>getPreBlobHandle()</code>	Gets a handle for reading the previous blob attribute
<code>getPreValue()</code>	Retrieves an attribute's previous value
<code>getState()</code>	Gets the current state of the event operation
<code>getValue()</code>	Retrieves an attribute value
<code>hasError()</code>	Whether an error has occurred as part of this operation. Deprecated in NDB 7.4.
<code>isConsistent()</code>	Detects event loss caused by node failure. Deprecated in NDB 7.4.
<code>isEmptyEpoch()</code>	Detects an empty epoch. Added in NDB 7.4.
<code>isErrorEpoch()</code>	Detects an error epoch, and retrieves the error if there is one. Added in NDB 7.4.
<code>isOverrun()</code>	Whether event loss has taken place due to a buffer overrun. Deprecated in NDB 7.4.
<code>mergeEvents()</code>	Makes it possible for events to be merged
<code>tableFragmentationChanged()</code>	Checks to see whether the fragmentation for a table has changed
<code>tableFrmChanged()</code>	Checks to see whether a table <code>.FRM</code> file has changed
<code>tableNameChanged()</code>	Checks to see whether the name of a table has changed
<code>tableRangeListChanged()</code>	Checks to see whether a table range partition list name has changed

Types `NdbEventOperation` defines one enumerated type, the `State` type.

Creating an Instance of NdbEventOperation. This class has no public constructor or destructor. Instead, instances of `NdbEventOperation` are created as the result of method calls on `Ndb` and `NdbDictionary` objects, subject to the following conditions:

1. There must exist an event which was created using `Dictionary::createEvent()`. This method returns an instance of the `Event` class.
2. An `NdbEventOperation` object is instantiated using `Ndb::createEventOperation()`, which acts on an instance of `Event`.

An instance of this class is removed by invoking `Ndb::dropEventOperation`.



Tip

A detailed example demonstrating creation and removal of event operations is provided in [Section 2.5.9, “NDB API Event Handling Example”](#).

Known Issues. The following issues may be encountered when working with event operations in the NDB API:

- The maximum number of active `NdbEventOperation` objects is currently fixed at compile time at `2 * MaxNoOfTables`.
- Currently, all `INSERT`, `DELETE`, and `UPDATE` events—as well as all attribute changes—are sent to the API, even if only some attributes have been specified. However, these are hidden from the user and only relevant data is shown after calling `Ndb::nextEvent()`.

Note that false exits from `Ndb::pollEvents()` may occur, and thus the following `nextEvent()` call returns zero, since there was no available data. In such cases, simply call `pollEvents()` again.

See `Ndb::pollEvents()`, and `Ndb::nextEvent()` (DEPRECATED).

- Event code does *not* check the table schema version. When a table is dropped, make sure that you drop any associated events.
- If you have received a complete epoch, events from this epoch are not re-sent, even in the event of a node failure. However, if a node failure has occurred, subsequent epochs may contain duplicate events, which can be identified by duplicated primary keys.

In the NDB Cluster replication code, duplicate primary keys on `INSERT` operations are normally handled by treating such inserts as `REPLACE` operations.



Tip

To view the contents of the system table containing created events, you can use the `ndb_select_all` utility as shown here:

```
ndb_select_all -d sys 'NDB$EVENTS_0'
```

NdbEventOperation::clearError() (DEPRECATED)

Description	Clears the error most recently associated with this event operation. This method is deprecated, and is subject to removal in a future release. Beginning with NDB 8.4.0, it does nothing.
Signature	<pre>void clearError (void)</pre>
Parameters	<i>None.</i>
Return value	<i>None.</i>

NdbEventOperation::execute()

Description	Activates the <code>NdbEventOperation</code> , so that it can begin receiving events. Changed attribute values may be retrieved after <code>Ndb::nextEvent()</code> has returned a value other than <code>NULL</code> . One of <code>getValue()</code> , <code>getPreValue()</code> , <code>getBlobValue()</code> , or <code>getPreBlobValue()</code> must be called before invoking <code>execute()</code> .
-------------	--

Before attempting to use this method, you should have read the explanations provided in [Ndb::nextEvent\(\) \(DEPRECATED\)](#), and [NdbEventOperation::getValue\(\)](#). Also see [Section 2.3.16, "The NdbEventOperation Class"](#).

Signature

```
int execute
(
    void
)
```

Parameters

None.

Return value

This method returns `0` on success and `-1` on failure.

NdbEventOperation::getBlobHandle()

Description

This method is used in place of [getValue\(\)](#) for blob attributes. The blob handle ([NdbBlob](#)) returned by this method supports read operations only.

To obtain the previous value for a blob attribute, use [getPreBlobHandle\(\)](#).

Signature

```
NdbBlob* getBlobHandle
(
    const char* name
)
```

Parameters

The *name* of the blob attribute.

Return value

A pointer to an [NdbBlob](#) object.

NdbEventOperation::getEpoch()

Description

Gets the epoch for the latest event data retrieved.

Added in NDB 7.4, this method supersedes [getGCI\(\)](#), which is now deprecated and subject to removal in a future NDB Cluster release.

Signature

```
Uint64 getEpoch
(
    void
) const
```

Parameters

None.

Return value

An epoch number (an integer).

NdbEventOperation::getEventType() (DEPRECATED)

Description

This method is used to obtain the event's type ([TableEvent](#)).

This method is deprecated in NDB 7.4, and is subject to removal in a future release. In NDB 7.4 and later, use [getEventType2\(\)](#) instead.

Signature

```
NdbDictionary::Event::TableEvent getEventType
(
    void
) const
```

Parameters

None.

Return value A `TableEvent` value.

NdbEventOperation::getEventType2()

Description This method is used to obtain the event's type (`TableEvent`).
 Added in NDB 7.4, this method supersedes `getEventType()`, which is now deprecated and subject to removal in a future NDB Cluster release.

Signature

```
getEventType2
(
    void
) const
```

Parameters *None.*

Return value A `TableEvent` value.

NdbEventOperation::getGCI() (DEPRECATED)

Description This method retrieves the GCI for the most recently retrieved event.
 This method is deprecated in NDB 7.4, and is subject to removal in a future release. In NDB 7.4 and later, use `getEpoch()` instead.

Signature

```
uint64 getGCI
(
    void
) const
```

Parameters *None.*

Return value The global checkpoint index of the most recently retrieved event (an integer).

NdbEventOperation::getLatestGCI() (DEPRECATED)

Description This method retrieves the most recent GCI.
 This method returns the latest epoch number.
 The GCI obtained using this method is not necessarily associated with an event.
 This method is deprecated in NDB 7.4, and is subject to removal in a future release. In NDB 7.4 and later, use `Ndb::getHighestQueuedEpoch()` instead.

Signature

```
uint64 getLatestGCI
(
    void
) const
```

Parameters *None.*

Return value The index of the latest global checkpoint, an integer.

NdbEventOperation::getNdbError()

Description This method retrieves the most recent error.

Signature

```
const struct NdbError& getNdbError
(
```

```
void
) const
```

Parameters	<i>None.</i>
Return value	A reference to an NdbError structure.

NdbEventOperation::getPreBlobHandle()

Description	This function is the same as getBlobHandle() , except that it is used to access the previous value of the blob attribute. See NdbEventOperation::getBlobHandle() .
-------------	--

Signature	<pre>NdbBlob* getPreBlobHandle (const char* name)</pre>
-----------	---

Parameters	The <i>name</i> of the blob attribute.
Return value	A pointer to an NdbBlob .

NdbEventOperation::getPreValue()

Description	This method performs identically to getValue() , except that it is used to define a retrieval operation of an attribute's previous value rather than the current value.
-------------	---

Signature	<pre>NdbRecAttr* getPreValue (const char* name, char* value = 0)</pre>
-----------	--

Parameters	<p>This method takes the two parameters listed here:</p> <ul style="list-style-type: none"> • The <i>name</i> of the attribute (as a constant character pointer). • A pointer to a <i>value</i>, such that: <ul style="list-style-type: none"> • If the attribute value is not NULL, then the attribute value is returned in this parameter. • If the attribute value is NULL, then the attribute value is stored only in the NdbRecAttr object returned by this method. <p>See value Buffer Memory Allocation, for more information regarding this parameter.</p>
Return value	An NdbRecAttr object to hold the value of the attribute, or a NULL pointer indicating that an error has occurred.

NdbEventOperation::getState()

Description	This method gets the event operation's current state.
-------------	---

Signature	<pre>State getState (void)</pre>
-----------	--

Parameters	<i>None.</i>
Return value	A State value.

NdbEventOperation::getValue()

Description	<p>This method defines the retrieval of an attribute value. The NDB API allocates memory for the <code>NdbRecAttr</code> object that is to hold the returned attribute value.</p> <p>This method does <i>not</i> fetch the attribute value from the database, and the <code>NdbRecAttr</code> object returned by this method is not readable or printable before calling the <code>execute()</code> method and <code>Ndb::nextEvent()</code> has returned a non-NULL value.</p> <p>If a specific attribute has not changed, the corresponding <code>NdbRecAttr</code> will be in the state <code>UNDEFINED</code>. This can be checked by using <code>NdbRecAttr::isNULL()</code> which in such cases returns <code>-1</code>.</p> <p><code>getValue()</code> retrieves the current value. Use <code>getPreValue()</code> for retrieving the previous value.</p>
Signature	<pre>NdbRecAttr* getValue (const char* name, char* value = 0)</pre>
Parameters	<p>This method takes the two parameters listed here:</p> <ul style="list-style-type: none"> • The <i>name</i> of the attribute (as a constant character pointer). • A pointer to a <i>value</i>, such that: <ul style="list-style-type: none"> • If the attribute value is not <code>NULL</code>, then the attribute value is returned in this parameter. • If the attribute value is <code>NULL</code>, then the attribute value is stored only in the <code>NdbRecAttr</code> object returned by this method. <p>See value Buffer Memory Allocation, for more information regarding this parameter.</p>
Return value	<p>An <code>NdbRecAttr</code> object to hold the value of the attribute, or a <code>NULL</code> pointer indicating that an error has occurred.</p>

value Buffer Memory Allocation. It is the application's responsibility to allocate sufficient memory for the *value* buffer (if not `NULL`), and this buffer must be aligned appropriately. The buffer is used directly (thus avoiding a copy penalty) only if it is aligned on a 4-byte boundary and the attribute size in bytes (calculated as `NdbRecAttr::get_size_in_bytes()`) is a multiple of 4.

NdbEventOperation::hasError() (DEPRECATED)

Description	<p>This method is used to determine whether there is an error associated with this event operation.</p> <p>This method is deprecated, and is subject to removal in a future release. In NDB 8.4 and later, it returns a constant. Use <code>getEventType2()</code> to determine the event type instead. See Event::TableEvent.</p>
Signature	<pre>int hasError (void) const</pre>
Parameters	<p><i>None.</i></p>

Return value	<i>NDB 8.3 and earlier.</i> If event loss has taken place, then this method returns 0; otherwise, it returns 1. <i>NDB 8.4 and later.</i> Always returns 0.
--------------	--

NdbEventOperation::isConsistent() (DEPRECATED)

Description	This method is used to determine whether event loss has taken place following the failure of a node. This method is deprecated in NDB 7.4, and is subject to removal in a future release. In NDB 7.4 and later, use <code>getEventType2()</code> to determine whether the event is of type <code>TE_INCONSISTENT</code> . See Event::TableEvent .
Signature	<pre>bool isConsistent (void) const</pre>
Parameters	<i>None.</i>
Return value	If event loss has taken place, then this method returns <code>false</code> ; otherwise, it returns <code>true</code> .

NdbEventOperation::isEmptyEpoch()

Description	This method is used to determine whether consumed event data marks an empty epoch. This method was added in NDB 7.4.
Signature	<pre>bool isEmptyEpoch (void)</pre>
Parameters	<i>None.</i>
Return value	If this epoch is empty, the method returns <code>true</code> ; otherwise, it returns <code>false</code> .

NdbEventOperation::isErrorEpoch()

Description	This method is used to determine whether consumed event data marks an empty epoch. This method was added in NDB 7.4.
Signature	<pre>bool isErrorEpoch (NdbDictionary::Event::TableEvent* <i>error_type</i> = 0)</pre>
Parameters	If this is an error epoch, <code>error_type</code> contains the <code>TableEvent</code> value corresponding to the error.
Return value	If this epoch is in error, the method returns <code>true</code> ; otherwise, it returns <code>false</code> .

NdbEventOperation::isOverrun()

Description	This method is used to determine whether event loss has taken place due to a buffer overrun.
-------------	--

Signature	<pre>bool isOverrun (void) const</pre>
Parameters	<i>None.</i>
Return value	If the event buffer has been overrun, then this method returns <code>true</code> , otherwise, it returns <code>false</code> .

NdbEventOperation::mergeEvents()

Description This method is used to set the merge events flag. For information about event merging, see [Event::mergeEvents\(\)](#).

The merge events flag is `false` by default.

Signature	<pre>void mergeEvents (bool flag)</pre>
-----------	---

Parameters A Boolean *flag*.

Return value *None.*

NdbEventOperation::State

This section provides information about the `State` data type.

Description This type describes the event operation's state.

A `State` value is returned by the `getState()` method.

Enumeration values Possible values are shown, along with descriptions, in the following table:

Table 2.43 NdbEventOperation data type values and descriptions

Name	Description
<code>EO_CREATED</code>	The event operation has been created, but <code>execute()</code> has not yet been called.
<code>EO_EXECUTING</code>	The <code>execute()</code> method has been invoked for this event operation.
<code>EO_DROPPED</code>	The event operation is waiting to be deleted, and is no longer usable.
<code>EO_ERROR</code>	An error has occurred, and the event operation is unusable.

NdbEventOperation::tableFragmentationChanged()

Description This method is used to test whether a table's fragmentation has changed in connection with a `TE_ALTER` event. (See [Event::TableEvent](#).)

Signature	<pre>bool tableFragmentationChanged (void) const</pre>
-----------	--

Parameters *None.*

Return value Returns `true` if the table's fragmentation has changed; otherwise, the method returns `false`.

NdbEventOperation::tableFrmChanged()

Description Use this method to determine whether a table `.FRM` file has changed in connection with a `TE_ALTER` event. (See [Event::TableEvent](#).)

Signature

```
bool tableFrmChanged
(
    void
) const
```

Parameters *None.*

Return value Returns `true` if the table `.FRM` file has changed; otherwise, the method returns `false`.

NdbEventOperation::tableNameChanged()

Description This method tests whether a table name has changed as the result of a `TE_ALTER` table event. (See [Event::TableEvent](#).)

Signature

```
bool tableNameChanged
(
    void
) const
```

Parameters *None.*

Return value Returns `true` if the name of the table has changed; otherwise, the method returns `false`.

NdbEventOperation::tableRangeListChanged()

Description Use this method to check whether a table range partition list name has changed in connection with a `TE_ALTER` event.

Signature

```
bool tableRangeListChanged
(
    void
) const
```

Parameters *None.*

Return value This method returns `true` if range or list partition name has changed; otherwise it returns `false`.

2.3.17 The NdbIndexOperation Class

This section provides information about the [NdbIndexOperation](#) class.

- [NdbIndexOperation Class Overview](#)
- [NdbIndexOperation::deleteTuple\(\)](#)
- [NdbIndexOperation::getIndex\(\)](#)
- [NdbIndexOperation::readTuple\(\)](#)
- [NdbIndexOperation::updateTuple\(\)](#)

NdbIndexOperation Class Overview

Parent class	NdbOperation										
Child classes	<i>None</i>										
Description	<p>NdbIndexOperation represents an index operation for use in transactions. This class inherits from NdbOperation.</p> <p>NdbIndexOperation can be used only with unique hash indexes; to work with ordered indexes, use NdbIndexScanOperation.</p> <p>This class has no public constructor. To create an instance of NdbIndexOperation, it is necessary to use the NdbTransaction::getNdbIndexOperation() method.</p>										
Methods	<p>The following table lists the public methods of this class and the purpose or use of each method:</p> <p>Table 2.44 NdbIndexOperation class methods and descriptions</p> <table border="1"> <thead> <tr> <th>Name</th> <th>Description</th> </tr> </thead> <tbody> <tr> <td>deleteTuple()</td> <td>Removes a tuple from a table</td> </tr> <tr> <td>getIndex()</td> <td>Gets the index used by the operation</td> </tr> <tr> <td>readTuple()</td> <td>Reads a tuple from a table</td> </tr> <tr> <td>updateTuple()</td> <td>Updates an existing tuple in a table</td> </tr> </tbody> </table> <p>Index operations are not permitted to insert tuples.</p>	Name	Description	deleteTuple()	Removes a tuple from a table	getIndex()	Gets the index used by the operation	readTuple()	Reads a tuple from a table	updateTuple()	Updates an existing tuple in a table
Name	Description										
deleteTuple()	Removes a tuple from a table										
getIndex()	Gets the index used by the operation										
readTuple()	Reads a tuple from a table										
updateTuple()	Updates an existing tuple in a table										
Types	<p>The NdbIndexOperation class defines no public types of its own.</p> <p>For more information about the use of NdbIndexOperation, see Single-row operations.</p>										

NdbIndexOperation::deleteTuple()

Description	This method defines the NdbIndexOperation as a <code>DELETE</code> operation. When the NdbTransaction::execute() method is invoked, the operation deletes a tuple from the table.
Signature	<pre>int deleteTuple (void)</pre>
Parameters	<i>None.</i>
Return value	0 on success, -1 on failure.

NdbIndexOperation::getIndex()

Description	Gets the index, given an index operation.
Signature	<pre>const NdbDictionary::Index* getIndex (void) const</pre>
Parameters	<i>None.</i>
Return value	A pointer to an Index object.

NdbIndexOperation::readTuple()

Description	This method defines the <code>NdbIndexOperation</code> as a <code>READ</code> operation. When the <code>NdbTransaction::execute()</code> method is invoked, the operation reads a tuple.
Signature	<pre>int readTuple (LockMode mode)</pre>
Parameters	<code>mode</code> specifies the locking mode used by the read operation. See <code>NdbOperation::LockMode</code> , for possible values.
Return value	0 on success, -1 on failure.

NdbIndexOperation::updateTuple()

Description	This method defines the <code>NdbIndexOperation</code> as an <code>UPDATE</code> operation. When the <code>NdbTransaction::execute()</code> method is invoked, the operation updates a tuple found in the table.
Signature	<pre>int updateTuple (void)</pre>
Parameters	<i>None.</i>
Return value	0 on success, -1 on failure.

2.3.18 The NdbIndexScanOperation Class

This section provides information about the `NdbIndexScanOperation` class.

- [NdbIndexScanOperation Class Overview](#)
- [NdbIndexScanOperation::BoundType](#)
- [NdbIndexScanOperation::end_of_bound\(\)](#)
- [NdbIndexScanOperation::getDescending\(\)](#)
- [NdbIndexScanOperation::get_range_no\(\)](#)
- [NdbIndexScanOperation::getSorted\(\)](#)
- [NdbIndexScanOperation::IndexBound](#)
- [NdbIndexScanOperation::readTuples\(\)](#)
- [NdbIndexScanOperation::reset_bounds\(\)](#)
- [NdbIndexScanOperation::setBound\(\)](#)

NdbIndexScanOperation Class Overview

Parent class	<code>NdbScanOperation</code>
Child classes	<i>None</i>
Description	The <code>NdbIndexScanOperation</code> class represents a scan operation using an ordered index. This class inherits from <code>NdbScanOperation</code> and <code>NdbOperation</code> . <code>NdbIndexScanOperation</code> is for use with ordered indexes only; to work with unique hash indexes, use <code>NdbIndexOperation</code> .

For more information about the use of `NdbIndexScanOperation`, see [Scan Operations](#), and [Using Scans to Update or Delete Rows](#).

Methods

The following table lists the public methods of this class and the purpose or use of each method:

Table 2.45 NdbIndexScanOperation class methods and descriptions

Name	Description
<code>end_of_bound()</code>	Marks the end of a bound
<code>get_range_no()</code>	Gets the range number for the current row
<code>getDescending()</code>	Checks whether the current scan is sorted
<code>getSorted()</code>	Checks whether the current scan is sorted
<code>readTuples()</code>	Reads tuples using an ordered index
<code>reset_bounds()</code>	Resets bounds, puts the operation in the send queue
<code>setBound()</code>	Defines a bound on the index key for a range scan

Types

The `NdbIndexScanOperation` class defines one public type `BoundType`.

This class also defines an `IndexBound` data structure, for use with operations employing `NdbRecord`.

NdbIndexScanOperation::BoundType

This section provides information about the `BoundType` data type.

Description

This type is used to describe an ordered key bound.

Enumeration values

Possible values are shown, along with descriptions, in the following table:

Table 2.46 NdbIndexScanOperation::BoundType values, numeric equivalents, and descriptions

Value	Numeric Value	Description
<code>BoundLE</code>	0	Lower bound
<code>BoundLT</code>	1	Strict lower bound
<code>BoundGE</code>	2	Upper bound
<code>BoundGT</code>	3	Strict upper bound
<code>BoundEQ</code>	4	Equality

The numeric values just shown are “safe”; that is, they are fixed in the API, and so can be calculated and used explicitly.

NdbIndexScanOperation::end_of_bound()

Description

This method is used to mark the end of a bound; it is used when batching index reads (that is, when employing multiple ranges).

Signature

```
int end_of_bound
(
    Uint32 range_no
```

)

Parameters	The number of the range on which the bound occurs.
Return value	0 indicates success; -1 indicates failure.

NdbIndexScanOperation::getDescending()

Description	This method is used to check whether the scan is descending.
-------------	--

Signature	<pre>bool getDescending (void) const</pre>
-----------	--

Parameters	<i>None.</i>
Return value	This method returns <code>true</code> if the scan is sorted in descending order; otherwise, it returns <code>false</code> .

NdbIndexScanOperation::get_range_no()

Description	This method returns the range number for the current row.
-------------	---

Signature	<pre>int get_range_no (void)</pre>
-----------	--

Parameters	<i>None.</i>
Return value	The range number (an integer).

NdbIndexScanOperation::getSorted()

Description	This method is used to check whether the scan is sorted.
-------------	--

Signature	<pre>bool getSorted (void) const</pre>
-----------	--

Parameters	<i>None.</i>
Return value	<code>true</code> if the scan is sorted, otherwise <code>false</code> .

NdbIndexScanOperation::IndexBound

This section provides information about the [IndexBound](#) data structure.

Parent class	NdbIndexScanOperation
Description	IndexBound is a structure used to describe index scan bounds for NdbRecord scans.
Members	Member names, types, and descriptions are shown in the following table:

Table 2.47 IndexBound structure member names, types, and descriptions

Name	Type	Description
<code>low_key</code>	<code>const char*</code>	Row containing lower bound for scan (or <code>NULL</code> for scan from the start).

Name	Type	Description
<code>low_key_count</code>	<code>Uint32</code>	Number of columns in lower bound (for bounding by partial prefix).
<code>low_inclusive</code>	<code>bool</code>	True for <code><=</code> relation, false for <code><</code> .
<code>high_key</code>	<code>const char*</code>	Row containing upper bound for scan (or <code>NULL</code> for scan to the end).
<code>high_key_count</code>	<code>Uint32</code>	Number of columns in upper bound (for bounding by partial prefix).
<code>high_inclusive</code>	<code>bool</code>	True for <code>>=</code> relation, false for <code>></code> .
<code>range_no</code>	<code>Uint32</code>	Value to identify this bound; may be read using the <code>get_range_no()</code> method (see NdbIndexScanOperation::get_range_no()). This value must be less than 8192 (set to zero if it is not being used). For ordered scans, <code>range_no</code> must be strictly increasing for each range, or else the result set will not be sorted correctly.

For more information, see [Section 2.3.22, “The NdbRecord Interface”](#).

NdbIndexScanOperation::readTuples()

Description

This method is used to read tuples, using an ordered index.

Signature

```
virtual int readTuples
(
    LockMode mode = LM_Read,
    Uint32 flags = 0,
    Uint32 parallel = 0,
    Uint32 batch = 0
)
```

Parameters

The `readTuples()` method takes the three parameters listed here:

- The lock `mode` used for the scan. This is a `LockMode` value; see [NdbOperation::LockMode](#) for more information, including permitted values.
- One or more scan flags; multiple `flags` are OR'ed together as they are when used with `NdbScanOperation::readTuples()`. See [NdbScanOperation::ScanFlag](#) for possible values.
- The number of fragments to scan in `parallel`; use `0` to specify the maximum automatically.

- The *batch* parameter specifies how many records will be returned to the client from the server by the next `NdbScanOperation::nextResult(true)` method call. Use 0 to specify the maximum automatically.

**Note**

This parameter was ignored prior to MySQL 5.1.12, and the maximum was used. (Bug #20252)

Return value An integer: 0 indicates success; -1 indicates failure.

NdbIndexScanOperation::reset_bounds()

Description Resets the bounds, and puts the operation into the list sent on the next call to `NdbTransaction::execute()`.

Signature

```
int reset_bounds
(
    bool forceSend = false
)
```

Parameters Set *forceSend* to *true* in order to force the operation to be sent immediately.

Return value Returns 0 on success, -1 on failure.

NdbIndexScanOperation::setBound()

Description This method defines a bound on an index key used in a range scan, and sets bounds for index scans defined using `NdbRecord`.

As used with `NdbRecord`, this method is called to add a range to an index scan operation which has been defined with a call to `NdbTransaction::scanIndex()`. To add more than one range, the index scan operation must have been defined with the `SF_MultiRange` flag set. (See `NdbScanOperation::ScanFlag`.)

Where multiple numbered ranges are defined with multiple calls to `setBound()`, and the scan is ordered, the range number for each range must be larger than the range number for the previously defined range.

Signature

```
int setBound
(
    const NdbRecord* keyRecord,
    const IndexBound& bound
)
```

Parameters As used with `NdbRecord`, this method takes 2 parameters, listed here:

- *keyRecord*: This is an `NdbRecord` structure corresponding to the key on which the index is defined.
- The *bound* to add (see `NdbIndexScanOperation::IndexBound`).

Return value Returns 0 on success, -1 on failure.

An additional version of this method can be used when the application knows that rows in-range will be found only within a particular partition. This is the same as that shown previously, except for

the addition of a [PartitionSpec](#). Doing so limits the scan to a single partition, improving system efficiency.

Signature (when specifying a partition)

```
int setBound
(
    const NdbRecord* keyRecord,
    const IndexBound& bound,
    const Ndb::PartitionSpec* partInfo,
    UInt32 sizeofPartInfo = 0
)
```

Parameters (when specifying a partition)

This method can also be invoked with the following four parameters:

- *keyRecord*: This is an [NdbRecord](#) structure corresponding to the key on which the index is defined.
- The *bound* to be added to the scan (see [NdbIndexScanOperation::IndexBound](#)).
- *partInfo*: This is a pointer to a [PartitionSpec](#), which provides extra information making it possible to scan a reduced set of partitions.
- *sizeofPartInfo*: The length of the partition specification.

keyRecord and *bound* are defined and used in the same way as with the 2-parameter version of this method.

Return value

Returns `0` on success, `-1` on failure.

“Old” API usage (prior to introduction of [NdbRecord](#))

Each index key can have a lower bound, upper bound, or both. Setting the key equal to a value defines both upper and lower bounds. Bounds can be defined in any order. Conflicting definitions gives rise to an error.

Bounds must be set on initial sequences of index keys, and all but possibly the last bound must be nonstrict. This means, for example, that “a >= 2 AND b > 3” is permissible, but “a > 2 AND b >= 3” is not.

The scan may currently return tuples for which the bounds are not satisfied. For example, a <= 2 && b <= 3 not only scans the index up to (a=2, b=3), but also returns any (a=1, b=4) as well.

When setting bounds based on equality, it is better to use [BoundEQ](#) instead of the equivalent pair [BoundLE](#) and [BoundGE](#). This is especially true when the table partition key is a prefix of the index key.

[NULL](#) is considered less than any non-[NULL](#) value and equal to another [NULL](#) value. To perform comparisons with [NULL](#), use [setBound\(\)](#) with a null pointer (0).

An index also stores all-[NULL](#) keys as well, and performing an index scan with an empty bound set returns all tuples from the table.

Signature (“Old” API)

Using the “old” API, this method could be called in either of two ways. Both of these use the bound type and value; the first also uses the name of the bound, as shown here:

```
int setBound
(
    const char* name,
```

```
int      type,
const void* value
)
```

The second way to invoke this method under the “old” API uses the bound's ID rather than the name, as shown here:

```
int setBound
(
  Uint32      id,
  int        type,
  const void* value
)
```

Parameters (“Old” API)

This method takes 3 parameters:

- Either the *name* or the *id* of the attribute on which the bound is to be set.
- The bound *type*—see [NdbIndexScanOperation::BoundType](#).
- A pointer to the bound *value* (use 0 for `NULL`).

Return value

Returns 0 on success, -1 on failure.

2.3.19 The NdbInterpretedCode Class

This section provides information about the `NdbInterpretedCode` class, which can be used to prepare and execute an NDB API interpreted program.

- [NdbInterpretedCode Class Overview](#)
- [NdbInterpretedCode Constructor](#)
- [NdbInterpretedCode::add_reg\(\)](#)
- [NdbInterpretedCode::add_val\(\)](#)
- [NdbInterpretedCode::branch_col_and_mask_eq_mask\(\)](#)
- [NdbInterpretedCode::branch_col_and_mask_eq_zero\(\)](#)
- [NdbInterpretedCode::branch_col_and_mask_ne_mask\(\)](#)
- [NdbInterpretedCode::branch_col_and_mask_ne_zero\(\)](#)
- [NdbInterpretedCode::branch_col_eq\(\)](#)
- [NdbInterpretedCode::branch_col_eq_null\(\)](#)
- [NdbInterpretedCode::branch_col_eq_param\(\)](#)
- [NdbInterpretedCode::branch_col_ge\(\)](#)
- [NdbInterpretedCode::branch_col_ge_param\(\)](#)
- [NdbInterpretedCode::branch_col_gt\(\)](#)
- [NdbInterpretedCode::branch_col_gt_param\(\)](#)
- [NdbInterpretedCode::branch_col_le\(\)](#)
- [NdbInterpretedCode::branch_col_le_param\(\)](#)
- [NdbInterpretedCode::branch_col_like\(\)](#)
- [NdbInterpretedCode::branch_col_lt\(\)](#)

- `NdbInterpretedCode::branch_col_lt_param()`
- `NdbInterpretedCode::branch_col_ne()`
- `NdbInterpretedCode::branch_col_ne_null()`
- `NdbInterpretedCode::branch_col_ne_param()`
- `NdbInterpretedCode::branch_col_notlike()`
- `NdbInterpretedCode::branch_eq()`
- `NdbInterpretedCode::branch_eq_null()`
- `NdbInterpretedCode::branch_ge()`
- `NdbInterpretedCode::branch_gt()`
- `NdbInterpretedCode::branch_label()`
- `NdbInterpretedCode::branch_le()`
- `NdbInterpretedCode::branch_lt()`
- `NdbInterpretedCode::branch_ne()`
- `NdbInterpretedCode::branch_ne_null()`
- `NdbInterpretedCode::call_sub()`
- `NdbInterpretedCode::copy()`
- `NdbInterpretedCode::def_label()`
- `NdbInterpretedCode::def_sub()`
- `NdbInterpretedCode::finalise()`
- `NdbInterpretedCode::getNdbError()`
- `NdbInterpretedCode::getTable()`
- `NdbInterpretedCode::getWordsUsed()`
- `NdbInterpretedCode::interpret_exit_last_row()`
- `NdbInterpretedCode::interpret_exit_nok()`
- `NdbInterpretedCode::interpret_exit_ok()`
- `NdbInterpretedCode::load_const_null()`
- `NdbInterpretedCode::load_const_u16()`
- `NdbInterpretedCode::load_const_u32()`
- `NdbInterpretedCode::load_const_u64()`
- `NdbInterpretedCode::read_attr()`
- `NdbInterpretedCode::reset()`
- `NdbInterpretedCode::ret_sub()`
- `NdbInterpretedCode::sub_reg()`
- `NdbInterpretedCode::sub_val()`

- [NdbInterpretedCode::write_attr\(\)](#)

NdbInterpretedCode Class Overview

Parent class *None.*

Child classes *None.*

Description [NdbInterpretedCode](#) represents an interpreted program for use in operations created using [NdbRecord](#), or with scans created using the old API. The [NdbScanFilter](#) class can also be used to generate an NDB interpreted program using this class.

To create an [NdbInterpretedCode](#) object, invoke the constructor, optionally supplying a table for the program to operate on, and a buffer for program storage and finalization. If no table is supplied, then only instructions which do not access table attributes can be used. In NDB 8.0, an instance of [Ndbrecord](#) can be used for this purpose, in place of the [Table](#).

Each NDB API operation applies to one table, and so does any [NdbInterpretedCode](#) program attached to that operation.

If no buffer is supplied, then an internal buffer is dynamically allocated and extended as necessary. Once the [NdbInterpretedCode](#) object is created, you can add instructions and labels to it by calling the appropriate methods as described later in this section. When the program has completed, finalize it by calling the `finalise()` method, which resolves any remaining internal branches and calls to label and subroutine offsets.

A single finalized [NdbInterpretedCode](#) program can be used by more than one operation. It need not be re-prepared for successive operations.

To use the program with [NdbRecord](#) operations and scans, pass it at operation definition time using the [OperationOptions](#) or [ScanOptions](#) parameter. When the program is no longer required, the [NdbInterpretedCode](#) object can be deleted, along with any user-supplied buffer.

For additional information and examples, see [Section 1.6, "Using NdbInterpretedCode"](#).

This interface is still under development, and so is subject to change without notice. The [NdbScanFilter](#) API is a more stable API for defining scanning and filtering programs.

Methods

The following table lists the public methods of this class and the purpose or use of each method:

Table 2.48 NdbInterpretedCode class methods and descriptions

Name	Description
NdbInterpretedCode	Class constructor
<code>add_reg()</code>	Add two register values and store the result in a third register
<code>add_val()</code>	Add a value to a table column value

Name	Description
<code>branch_col_and_mask()</code>	Jump if a column value ANDed with a bitmask is equal to the bitmask
<code>branch_col_and_mask_0()</code>	Jump if a column value ANDed with a bitmask is equal to 0
<code>branch_col_and_mask_ne()</code>	Jump if a column value ANDed with a bitmask is not equal to the bitmask
<code>branch_col_and_mask_ne_0()</code>	Jump if a column value ANDed with a bitmask is not equal to 0
<code>branch_col_eq()</code>	Jump if a column value is equal to another
<code>branch_col_eq_parameter()</code>	Jump if a column value is equal to a supplied parameter
<code>branch_col_eq_null()</code>	Jump if a column value is NULL
<code>branch_col_ge()</code>	Jump if a column value is greater than or equal to another
<code>branch_col_ge_parameter()</code>	Jump if a column value is greater than or equal to a supplied parameter
<code>branch_col_gt()</code>	Jump if a column value is greater than another
<code>branch_col_gt_parameter()</code>	Jump if a column value is greater than a supplied parameter
<code>branch_col_le()</code>	Jump if a column value is less than or equal to another
<code>branch_col_like()</code>	Jump if a column value matches a pattern
<code>branch_col_lt()</code>	Jump if a column value is less than another
<code>branch_col_ne()</code>	Jump if a column value is not equal to another
<code>branch_col_ne_null()</code>	Jump if a column value is not NULL
<code>branch_col_ne_parameter()</code>	Jump if a column value is not equal to a supplied parameter
<code>branch_col_notlike()</code>	Jump if a column value does not match a pattern
<code>branch_eq()</code>	Jump if one register value is equal to another
<code>branch_eq_null()</code>	Jump if a register value is NULL
<code>branch_ge()</code>	Jump if one register value is greater than or equal to another
<code>branch_gt()</code>	Jump if one register value is greater than another
<code>branch_label()</code>	Unconditional jump to a label
<code>branch_le()</code>	Jump if one register value is less than or equal to another
<code>branch_col_le_parameter()</code>	Jump if a column value is greater than or equal to a supplied parameter
<code>branch_lt()</code>	Jump if one register value is less than another

Name	Description
<code>branch_col_lt_parameter()</code>	Jump if a column value is less than a supplied parameter
<code>branch_ne()</code>	Jump if one register value is not equal to another
<code>branch_ne_null()</code>	Jump if a register value is not <code>NULL</code>
<code>call_sub()</code>	Call a subroutine
<code>copy()</code>	Make a deep copy of an <code>NdbInterpretedCode</code> object
<code>def_label()</code>	Create a label for use within the interpreted program
<code>def_sub()</code>	Define a subroutine
<code>finalise()</code>	Completes interpreted program and prepares it for use
<code>getNdbError()</code>	Gets the most recent error associated with this <code>NdbInterpretedCode</code> object
<code>getTable()</code>	Gets the table on which the program is defined
<code>getWordsUsed()</code>	Gets the number of words used in the buffer
<code>interpret_exit_last_row()</code>	Return a row as part of the result, and do not check any more rows in this fragment
<code>interpret_exit_no_row()</code>	Do not return a row as part of the result
<code>interpret_exit_ok_row()</code>	Return a row as part of the result
<code>load_const_null()</code>	Load a <code>NULL</code> value into a register
<code>load_const_u16()</code>	Load a 16-bit numeric value into a register
<code>load_const_u32()</code>	Load a 32-bit numeric value into a register
<code>load_const_u64()</code>	Load a 64-bit numeric value into a register
<code>read_attr()</code>	Read a table column value into a register
<code>reset()</code>	Discard program
<code>ret_sub()</code>	Return from a subroutine
<code>sub_reg()</code>	Subtract two register values and store the result in a third register
<code>sub_val()</code>	Subtract a value from a table column value
<code>write_attr()</code>	Write a register value into a table column

For reasons of efficiency, methods of this class provide minimal error checking.

See also [Section 1.6, “Using NdbInterpretedCode”](#).

Types

This class defines no public types.

NdbInterpretedCode Constructor

Description

This is the `NdbInterpretedCode` class constructor.

Signature

```
NdbInterpretedCode
(
    const NdbDictionary::Table* table = 0,
```



```

    Uint32* buffer = 0,
    Uint32 buffer_word_size = 0
)

```

Alternative constructor (NDB 8.0)

```

NdbInterpretedCode
(
    const NdbRecord&,
    Uint32* buffer = 0,
    Uint32 buffer_word_size = 0);

```

Parameters

The `NdbInterpretedCode` constructor takes three parameters, as described here:

- The *table* against which this program is to be run. Prior to NDB 8.0, this parameter must be supplied if the program is table-specific—that is, if it reads from or writes to columns in a table. In NDB 8.0, the constructor accepts an `NdbRecord` in place of the `Table`
- A pointer to a *buffer* of 32-bit words used to store the program.
- *buffer_word_size* is the length of the buffer passed in. If the program exceeds this length then adding new instructions will fail with error 4518 `Too many instructions in interpreted program`.

Alternatively, if no buffer is passed, a buffer will be dynamically allocated internally and extended to cope as instructions are added.

Return value

An instance of `NdbInterpretedCode`.

NdbInterpretedCode::add_reg()

Description

This method sums the values stored in any two given registers and stores the result in a third register.

Signature

```

int add_reg
(
    Uint32 RegDest,
    Uint32 RegSource1,
    Uint32 RegSource2
)

```

Parameters

This method takes three parameters. The first of these is the register in which the result is to be stored (*RegDest*). The second and third parameters (*RegSource1* and *RegSource2*) are the registers whose values are to be summed.

For storing the result, it is possible to re-use one of the registers whose values are summed; that is, *RegDest* can be the same as *RegSource1* or *RegSource2*.

Return value

Returns 0 on success, -1 on failure.

NdbInterpretedCode::add_val()

Description

This method adds a specified value to the value of a given table column, and places the original and modified column values in registers 6 and 7. It is equivalent to the following series of `NdbInterpretedCode` method calls, where *attrId* is the table column' attribute ID and *aValue* is the value to be added:

```

read_attr(6, attrId);

```

```
load_const_u32(7, aValue);
add_reg(7,6,7);
write_attr(attrId, 7);
```

aValue can be a 32-bit or 64-bit integer.

Signature

This method can be invoked in either of two ways, depending on whether *aValue* is 32-bit or 64-bit.

32-bit *aValue*:

```
int add_val
(
    Uint32 attrId,
    Uint32 aValue
)
```

64-bit *aValue*:

```
int add_val
(
    Uint32 attrId,
    Uint64 aValue
)
```

Parameters

A table column attribute ID and a 32-bit or 64-bit integer value to be added to this column value.

Return value

Returns 0 on success, -1 on failure.

NdbInterpretedCode::branch_col_and_mask_eq_mask()

Description

This method is used to compare a **BIT** column value with a bitmask; if the column value **AND**ed together with the bitmask is equal to the bitmask, then execution jumps to a specified label specified in the method call.

Signature

```
int branch_col_and_mask_eq_mask
(
    const void* mask,
    Uint32 unused,
    Uint32 attrId,
    Uint32 label
)
```

Parameters

This method can accept four parameters, of which three are actually used. These are described in the following list:

- A pointer to a constant *mask* to compare the column value to
- A **Uint32** value which is currently *unused*.
- The *attrId* of the column to be compared.
- A program *label* to jump to if the condition is true.

Prior to NDB 8.0.30, this argument was not handled correctly for nonzero values. (Bug #33888962)

Return value

This method returns 0 on success and -1 on failure.

NdbInterpretedCode::branch_col_and_mask_eq_zero()

Description

This method is used to compare a **BIT** column value with a bitmask; if the column value **AND**ed together with the bitmask is equal to 0,

then execution jumps to a specified label specified in the method call.

Signature

```
int branch_col_and_mask_eq_zero
(
    const void* mask,
    Uint32 unused,
    Uint32 attrId,
    Uint32 label
)
```

Parameters

This method can accept the following four parameters, of which three are actually used:

- A pointer to a constant *mask* to compare the column value to.
- A `Uint32` value which is currently *unused*.
- The *attrId* of the column to be compared.
- A program *label* to jump to if the condition is true.

Prior to NDB 8.0.30, this argument was not handled correctly for nonzero values. (Bug #33888962)

Return value

This method returns `0` on success and `-1` on failure.

NdbInterpretedCode::branch_col_and_mask_ne_mask()

Description

This method is used to compare a `BIT` column value with a bitmask; if the column value `ANDed` together with the bitmask is not equal to the bitmask, then execution jumps to a specified label specified in the method call.

Signature

```
int branch_col_and_mask_ne_mask
(
    const void* mask,
    Uint32 unused,
    Uint32 attrId,
    Uint32 label
)
```

Parameters

This method accepts four parameters, of which three are actually used. These described in the following list:

- A pointer to a constant *mask* to compare the column value to.
- A `Uint32` value which is currently *unused*.
- The *attrId* of the column to be compared.
- A program *label* to jump to if the condition is true.

Prior to NDB 8.0.30, this argument was not handled correctly for nonzero values. (Bug #33888962)

Return value

This method returns `0` on success and `-1` on failure.

NdbInterpretedCode::branch_col_and_mask_ne_zero()

Description

This method is used to compare a `BIT` column value with a bitmask; if the column value `ANDed` together with the bitmask is not equal to `0`, then execution jumps to a specified label specified in the method call.

Signature

```
int branch_col_and_mask_ne_zero
(
    const void* mask,
    Uint32 unused,
    Uint32 attrId,
    Uint32 label
)
```

Parameters

This method accepts the following four parameters, of which three are actually used:

- A pointer to a constant *mask* to compare the column value to.
- A *Uint32* value which is currently *unused*.
- The *attrId* of the column to be compared.
- A program *label* to jump to if the condition is true.

Prior to NDB 8.0.30, this argument was not handled correctly for nonzero values. (Bug #33888962)

Return value

This method returns *0* on success and *-1* on failure.

NdbInterpretedCode::branch_col_eq()

Description

This method compares a table column value with an arbitrary constant and jumps to the specified program label if the values are equal. In NDB 8.0, it can also be used to compare two columns for equality.

Signature

Compare a column with a value:

```
int branch_col_eq
(
    const void* val,
    Uint32 len,
    Uint32 attrId,
    Uint32 Label
)
```

Compare two columns:

```
int branch_col_eq
(
    Uint32 attrId1,
    Uint32 attrId2,
    Uint32 label
)
```

Parameters

When comparing a column and a value, this method takes the following four parameters:

- A constant value (*val*)
- The length of the value (in bytes)
- The attribute ID of the table column whose value is to be compared with *val*
- A *Label* (previously defined using `def_label()`) to jump to if the compared values are equal

When comparing two table column values, the parameters required are shown here:

- *AttrId1*: The attribute ID of the first table column whose value is to be compared
- *AttrId2*: The attribute ID of the second table column
- *label*: Location to jump to if the compared columns are the same. Must already have been defined using `def_label()`

When using this method to compare two columns, the columns must be of exactly the same type.

Return value

Returns 0 on success, -1 on failure.

NdbInterpretedCode::branch_col_eq_null()

Description

This method tests the value of a table column and jumps to the indicated program label if the column value is `NULL`.

Signature

```
int branch_col_eq_null
(
    Uint32 attrId,
    Uint32 Label
)
```

Parameters

This method requires the following two parameters:

- The attribute ID of the table column
- The program label to jump to if the column value is `NULL`

Return value

Returns 0 on success, -1 on failure.

NdbInterpretedCode::branch_col_eq_param()

Description

Compares a table attribute with a parameter, each specified by ID, and branches to the specified label if they are equal. Added in NDB 8.0.27.

The parameter can be `NULL`, and is compared according to the `NULL` handling mode in effect; the default is to treat `NULL` as less than any other value, and `NULL` as equal to `NULL`. You can override this behavior and force `NULL` handling that complies with the SQL standard instead, by invoking `setSqlCmpSemantics()`.

Signature

```
int branch_col_eq_param
(
    Uint32 attrId,
    Uint32 paramId,
    Uint32 label
)
```

Parameters

<code>attrId</code>	ID of a table attribute.
<code>paramId</code>	Parameter ID.
<code>label</code>	Label to jump to if arguments are equal.

Return value

0 on success.

NdbInterpretedCode::branch_col_ge()

Description

This method compares a table column value with an arbitrary constant and jumps to the specified program label if the constant

column value. In NDB 8.0, it can also be used to compare two columns, and to perform the jump if the value of the first column is greater than or equal to that of the second.

Signature

Compare value with column:

```
int branch_col_ge
(
    const void* val,
    Uint32 len,
    Uint32 attrId,
    Uint32 label
)
```

Compare values of two columns:

```
int branch_col_ge
(
    Uint32 attrId1,
    Uint32 attrId2,
    Uint32 label
)
```

Parameters

When used to compare a value with a column, this method takes the four parameters listed here:

- A constant value (*val*)
- The length of the value (in bytes)
- The attribute ID of the table column whose value is to be compared with *val*
- A *label* (previously defined using `def_label()`) to jump to if the constant value is greater than or equal to the column value

The method takes the parameters listed here when used to compare two columns:

- *AttrId1*: The attribute ID of the first table column whose value is to be compared
- *AttrId2*: The attribute ID of the second table column
- *label*: Jump to this if the first column value is greater than or equal to the second

When comparing two columns, the types of the columns must be exactly the same in all respects.

Return value

Returns `0` on success, `-1` on failure.

NdbInterpretedCode::branch_col_ge_param()

Description

Compares a table attribute with a parameter, each specified by ID, and branches to the specified label if the attribute value is greater than or equal to that of the parameter. Added in NDB 8.0.27.

The parameter can be `NULL`, and is compared according to the `NULL` handling mode in effect; the default is to treat `NULL` as less than any other value, and `NULL` as equal to `NULL`. You can override this behavior and force `NULL` handling that complies with the SQL standard instead, by invoking `setSqlCmpSemantics()`.

Signature	<pre>int branch_col_ge_param (Uint32 attrId, Uint32 paramId, Uint32 label)</pre>	
Parameters	attrId	ID of a table attribute.
	paramId	Parameter ID.
	label	Label to jump to if column value is not less than parameter value.
Return value	0 on success.	

NdbInterpretedCode::branch_col_gt()

Description This method compares a table column value with an arbitrary constant and jumps to the specified program label if the constant is greater than the column value. In NDB 8.0, this method is overloaded such that it can be used to compare two column values, and to make the jump if the first is greater than the second.

Signature Compare value with column:

```
int branch_col_ge
(
    const void* val,
    Uint32 len,
    Uint32 attrId,
    Uint32 label
)
```

Compare values of two columns:

```
int branch_col_ge
(
    Uint32 attrId1,
    Uint32 attrId2,
    Uint32 label
)
```

Parameters When used to compare a value with a table column, this method takes the following four parameters:

- A constant value (*val*)
- The length of the value (in bytes)
- The attribute ID of the table column whose value is to be compared with *val*
- A *Label* (previously defined using `def_label()`) to jump to if the constant value is greater than the column value

The method takes the three parameters listed here when used to compare two columns:

- *AttrId1*: The attribute ID of the first table column whose value is to be compared
- *AttrId2*: The attribute ID of the second table column

- *label*: Jump to this if the first column value is greater than or equal to the second

When comparing two columns, the types of the columns must be exactly the same in all respects.

Return value Returns 0 on success, -1 on failure.

NdbInterpretedCode::branch_col_gt_param()

Description Compares a table attribute with a parameter, each specified by ID, and branches to the specified label if the attribute value is greater than that of the parameter. Added in NDB 8.0.27.

The parameter can be *NULL*, and is compared according to the *NULL* handling mode in effect; the default is to treat *NULL* as less than any other value, and *NULL* as equal to *NULL*. You can override this behavior and force *NULL* handling that complies with the SQL standard instead, by invoking `setSqlCmpSemantics()`.

Signature

```
int branch_col_gt_param
(
    Uint32 attrId,
    Uint32 paramId,
    Uint32 label
)
```

Parameters

attrId	ID of a table attribute.
paramId	Parameter ID.
label	Label to jump to if column value is greater than parameter value.

Return value 0 on success.

NdbInterpretedCode::branch_col_le()

Description This method compares a table column value with an arbitrary constant and jumps to the specified program label if the constant is less than or equal to the column value. In NDB 8.0, it can also be used to compare two table column values in this fashion.

Signature

Compare a table column value with a constant:

```
int branch_col_le
(
    const void* val,
    Uint32 len,
    Uint32 attrId,
    Uint32 Label
)
```

Compare values of two table columns:

```
int branch_col_ge
(
    Uint32 attrId1,
    Uint32 attrId2,
    Uint32 label
)
```

Parameters

When comparing a table column value with a constant, this method takes the four parameters listed here:

- A constant value (*val*)
- The length of the value (in bytes)
- The attribute ID of the table column whose value is to be compared with *val*
- A *Label* (previously defined using `def_label()`) to jump to if the constant value is less than or equal to the column value

The method takes the three parameters listed here when used to compare two table column values:

- *AttrId1*: The attribute ID of the first table column whose value is to be compared
- *AttrId2*: The attribute ID of the second table column
- *label*: Jump to this if the first column value is less than or equal to the second

When comparing two table column values, the types of the column values must be exactly the same in all respects.

Return value

Returns `0` on success, `-1` on failure.

NdbInterpretedCode::branch_col_le_param()

Description

Compares a table attribute with a parameter, each specified by ID, and branches to the specified label if the attribute value is less than or equal to that of the parameter. Added in NDB 8.0.27.

The parameter can be *NULL*, and is compared according to the *NULL* handling mode in effect; the default is to treat *NULL* as less than any other value, and *NULL* as equal to *NULL*. You can override this behavior and force *NULL* handling that complies with the SQL standard instead, by invoking `setSqlCmpSemantics()`.

Signature

```
int branch_col_le_param
(
    Uint32 attrId,
    Uint32 paramId,
    Uint32 label
)
```

Parameters

<code>attrId</code>	ID of a table attribute.
<code>paramId</code>	Parameter ID.
<code>label</code>	Label to jump to if column value is not greater than parameter value.

Return value

0 on success.

NdbInterpretedCode::branch_col_like()

Description

This method tests a table column value against a regular expression pattern and jumps to the indicated program label if they match.

Signature

```
int branch_col_like
(
    const void* val,
```

```

    Uint32 len,
    Uint32 attrId,
    Uint32 Label
)

```

Parameters

This method takes four parameters, which are listed here:

- A regular expression pattern (*val*); see [Pattern-Based NdbInterpretedCode Branch Operations](#), for the syntax supported
- Length of the pattern (in bytes)
- The attribute ID for the table column being tested
- The program label to jump to if the table column value matches the pattern

Return value

0 on success, -1 on failure

NdbInterpretedCode::branch_col_lt()

Description

This method compares a table column value with an arbitrary constant and jumps to the specified program label if the constant is less than the column value. In NDB 8.0, two table column values can be compared instead.

Signature

Compare a table column value with a constant:

```

int branch_col_lt
(
    const void* val,
    Uint32 len,
    Uint32 attrId,
    Uint32 Label
)

```

Compare two table column values:

```

int branch_col_lt
(
    Uint32 attrId1,
    Uint32 attrId2,
    Uint32 label
)

```

Parameters

When comparing a table column value with a constant, this method takes the following four parameters:

- A constant value (*val*)
- The length of the value (in bytes)
- The attribute ID of the table column whose value is to be compared with *val*
- A *Label* (previously defined using `def_label()`) to jump to if the constant value is less than the column value

When used to compare two table column values, `branch_col_lt()` takes the following three parameters:

- *AttrId1*: The attribute ID of the first table column whose value is to be compared
- *AttrId2*: The attribute ID of the second table column

- A constant value (*val*)
- The length of the value (in bytes)
- The attribute ID of the table column whose value is to be compared with *val*
- A *Label* (previously defined using `def_label()`) to jump to if the compared values are unequal

When comparing two table column values, the parameters required are shown here:

- *AttrId1*: The attribute ID of the first table column whose value is to be compared
- *AttrId2*: The attribute ID of the second table column
- *label*: Location to jump to if the compared columns are not the same. Must already have been defined using `def_label()`

When using this method to compare two table column values, the columns must be of exactly the same type.

Return value

Returns `0` on success, `-1` on failure.

NdbInterpretedCode::branch_col_ne_null()

Description

This method tests the value of a table column and jumps to the indicated program label if the column value is not `NULL`.

Signature

```
int branch_col_ne_null
(
    Uint32 attrId,
    Uint32 Label
)
```

Parameters

This method requires the following two parameters:

- The attribute ID of the table column
- The program label to jump to if the column value is not `NULL`. The label must have been defined previously using `def_label()`.

Return value

Returns `0` on success, `-1` on failure.

NdbInterpretedCode::branch_col_ne_param()

Description

Compares a table attribute with a parameter, each specified by ID, and branches to the specified label if they are not equal.

The parameter can be `NULL`, and is compared according to the `NULL` handling mode in effect; the default is to treat `NULL` as less than any other value, and `NULL` as equal to `NULL`. You can override this behavior and force `NULL` handling that complies with the SQL standard instead, by invoking `setSqlCmpSemantics()`.

Signature

```
int branch_col_ne_param
(
    Uint32 attrId,
    Uint32 paramId,
    Uint32 label
)
```

Parameters	attrId	ID of a table attribute.
	paramId	Parameter ID.
	label	Label to jump to if arguments are not equal.
Return value	0 on success.	

NdbInterpretedCode::branch_col_notlike()

Description This method is similar to `branch_col_like()` in that it tests a table column value against a regular expression pattern; however it jumps to the indicated program label only if the pattern and the column value do *not* match.

Signature

```
int branch_col_notlike
(
    const void* val,
    Uint32 len,
    Uint32 attrId,
    Uint32 Label
)
```

Parameters

This method takes the following four parameters:

- A regular expression pattern (*val*); see [Pattern-Based NdbInterpretedCode Branch Operations](#), for the syntax supported
- Length of the pattern (in bytes)
- The attribute ID for the table column being tested
- The program label to jump to if the table column value does not match the pattern. The *Label* must have been defined previously using `def_label()`.

Return value

Returns 0 on success, -1 on failure

NdbInterpretedCode::branch_eq()

Description This method compares two register values; if they are equal, then the interpreted program jumps to the specified label.

Signature

```
int branch_eq
(
    Uint32 RegLvalue,
    Uint32 RegRvalue,
    Uint32 Label
)
```

Parameters

This method takes three parameters, the registers whose values are to be compared—*RegLvalue* and *RegRvalue*—and the program *Label* to jump to if they are equal. *Label* must have been defined previously using `def_label()`.

Return value

0 on success, -1 on failure.

NdbInterpretedCode::branch_eq_null()

Description This method compares a register value with `NULL`; if the register value is null, then the interpreted program jumps to the specified label.

Signature

```
int branch_eq_null
(
    Uint32 RegLvalue,
    Uint32 Label
)
```

Parameters

This method takes two parameters, the register whose value is to be compared with `NULL` (*RegLvalue*) and the program *Label* to jump to if *RegLvalue* is null. *Label* must have been defined previously using `def_label()`.

Return value

0 on success, -1 on failure.

NdbInterpretedCode::branch_ge()

Description

This method compares two register values; if the first is greater than or equal to the second, the interpreted program jumps to the specified label.

Signature

```
int branch_ge
(
    Uint32 RegLvalue,
    Uint32 RegRvalue,
    Uint32 Label
)
```

Parameters

This method takes three parameters, the registers whose values are to be compared—*RegLvalue* and *RegRvalue*—and the program *Label* to jump to if *RegLvalue* is greater than or equal to *RegRvalue*. *Label* must have been defined previously using `def_label()`.

Return value

0 on success, -1 on failure.

NdbInterpretedCode::branch_gt()

Description

This method compares two register values; if the first is greater than the second, the interpreted program jumps to the specified label.

Signature

```
int branch_gt
(
    Uint32 RegLvalue,
    Uint32 RegRvalue,
    Uint32 Label
)
```

Parameters

This method takes three parameters, the registers whose values are to be compared—*RegLvalue* and *RegRvalue*—and the program *Label* to jump to if *RegLvalue* is greater than *RegRvalue*. *Label* must have been defined previously using `def_label()`.

Return value

0 on success, -1 on failure.

NdbInterpretedCode::branch_label()

Description

This method performs an unconditional jump to an interpreted program label (see `NdbInterpretedCode::def_label()`).

Signature

```
int branch_label
(
    Uint32 Label
)
```

Parameters

This method takes a single parameter, an interpreted program *Label* defined using `def_label()`.

Return value 0 on success, -1 on failure.

NdbInterpretedCode::branch_le()

Description This method compares two register values; if the first is less than or equal to the second, the interpreted program jumps to the specified label.

Signature

```
int branch_le
(
    Uint32 RegLvalue,
    Uint32 RegRvalue,
    Uint32 Label
)
```

Parameters This method takes three parameters, the registers whose values are to be compared—*RegLvalue* and *RegRvalue*—and the program *Label* to jump to if *RegLvalue* is less than or equal to *RegRvalue*. *Label* must have been defined previously using `def_label()`.

Return value 0 on success, -1 on failure.

NdbInterpretedCode::branch_lt()

Description This method compares two register values; if the first is less than the second, the interpreted program jumps to the specified label.

Signature

```
int branch_lt
(
    Uint32 RegLvalue,
    Uint32 RegRvalue,
    Uint32 Label
)
```

Parameters This method takes three parameters, the registers whose values are to be compared—*RegLvalue* and *RegRvalue*—and the program *Label* to jump to if *RegLvalue* is less than *RegRvalue*. *Label* must have been defined previously using `def_label()`.

Return value 0 on success, -1 on failure.

NdbInterpretedCode::branch_ne()

Description This method compares two register values; if they are not equal, then the interpreted program jumps to the specified label.

Signature

```
int branch_ne
(
    Uint32 RegLvalue,
    Uint32 RegRvalue,
    Uint32 Label
)
```

Parameters This method takes three parameters, the registers whose values are to be compared (*RegLvalue* and *RegRvalue*) and the program label to jump to if they are not equal. *Label* must have been defined previously using `def_label()`.

Return value 0 on success, -1 on failure.

NdbInterpretedCode::branch_ne_null()

Description This method compares a register value with `NULL`; if the value is not null, then the interpreted program jumps to the specified label.

Signature

```
int branch_ne_null
(
    Uint32 RegLvalue,
    Uint32 Label
)
```

Parameters

This method takes two parameters, the register whose value is to be compared with `NULL` (*RegLvalue*) and the program *Label* to jump to if *RegLvalue* is not null. *Label* must have been defined previously using `def_label()`.

Return value

0 on success, -1 on failure.

NdbInterpretedCode::call_sub()

Description

This method is used to call a subroutine.

Signature

```
int call_sub
(
    Uint32 SubroutineNumber
)
```

Parameters

This method takes a single parameter, the number identifying the subroutine to be called.

Return value

Returns 0 on success, -1 on failure.

NdbInterpretedCode::copy()

Description

Makes a deep copy of an `NdbInterpretedCode` object.

Signature

```
int copy
(
    const NdbInterpretedCode& src
)
```

Parameters

A reference to the copy.

Return value

0 on success, or an error code.

NdbInterpretedCode::def_label()

Description

This method defines a label to be used as the target of one or more jumps in an interpreted program.

`def_label()` uses a 2-word buffer and requires no space for request messages.

Signature

```
int def_label
(
    int LabelNum
)
```

Parameters

This method takes a single parameter *LabelNum*, an integer whose value must be unique among all values used for labels within the interpreted program.

Return value

0 on success; -1 on failure.

NdbInterpretedCode::def_sub()

Description

This method is used to mark the start of a subroutine. See [Using Subroutines with NdbInterpretedCode](#), for more information.

Signature

```
int def_sub
(
    Uint32 SubroutineNumber
)
```


Parameters	A single parameter, a number used to identify the subroutine.
Return value	Returns <code>0</code> on success, <code>-1</code> otherwise.

NdbInterpretedCode::finalise()

Description	This method prepares an interpreted program, including any subroutines it might have, by resolving all branching instructions and calls to subroutines. It must be called before using the program, and can be invoked only once for any given NdbInterpretedCode object.
-------------	---

If no instructions have been defined, this method attempts to insert a single `interpret_exit_ok()` method call prior to finalization.

Signature	<pre>int finalise (void)</pre>
-----------	--------------------------------------

Parameters	<i>None.</i>
Return value	Returns <code>0</code> on success, <code>-1</code> otherwise.

NdbInterpretedCode::getNdbError()

Description	This method returns the most recent error associated with this NdbInterpretedCode object.
-------------	---

Signature	<pre>const class NdbError& getNdbError (void) const</pre>
-----------	---

Parameters	<i>None.</i>
Return value	A reference to an NdbError object.

NdbInterpretedCode::getTable()

Description	This method can be used to obtain a reference to the table for which the NdbInterpretedCode object was defined.
-------------	---

Signature	<pre>const NdbDictionary::Table* getTable (void) const</pre>
-----------	--

Parameters	<i>None.</i>
Return value	A pointer to a Table object. Returns <code>NULL</code> if no table object was supplied when the NdbInterpretedCode was instantiated.

NdbInterpretedCode::getWordsUsed()

Description	This method returns the number of words from the buffer that have been used, whether the buffer is one that is user-supplied or the internally-provided buffer.
-------------	---

Signature	<pre>UInt32 getWordsUsed (void) const</pre>
-----------	---

Parameters	<i>None.</i>
------------	--------------

Return value The 32-bit number of words used from the buffer.

NdbInterpretedCode::interpret_exit_last_row()

Description For a scanning operation, invoking this method indicates that this row should be returned as part of the scan, and that no more rows in this fragment should be scanned. For other types of operations, the method causes the operation to be aborted.

Signature

```
int interpret_exit_last_row
(
    void
)
```

Parameters *None.*

Return value Returns 0 if successful, -1 otherwise.

NdbInterpretedCode::interpret_exit_nok()

Description For scanning operations, this method is used to indicate that the current row should not be returned as part of the scan, and to cause the program should move on to the next row. It causes other types of operations to be aborted.

Signature

```
int interpret_exit_nok
(
    UInt32 ErrorCode = 626 // HA_ERR_KEY_NOT_FOUND
)
```

Parameters This method takes a single (optional) parameter *ErrorCode*. (For a complete listing of NDB error codes, see [Section 2.4.2, "NDB Error Codes: by Type"](#).) If not supplied, this defaults to 626 ([HA_ERR_KEY_NOT_FOUND](#), *Tuple did not exist*). Applications should use error code 626 or another code in the range 6000 to 6999 inclusive.

For any values other than those mentioned here, the behavior of this method is undefined, and is subject to change at any time without prior notice.

Return value Returns 0 on success, -1 on failure.

NdbInterpretedCode::interpret_exit_ok()

Description For a scanning operation, this method indicates that the current row should be returned as part of the results of the scan and that the program should move on to the next row. For other operations, calling this method causes the interpreted program to exit.

Signature

```
int interpret_exit_ok
(
    void
)
```

Parameters *None.*

Return value Returns 0 on success, -1 on failure.

NdbInterpretedCode::load_const_null()

Description This method is used to load a [NULL](#) value into a register.

Signature

```
int load_const_null
(
```

```
    Uint32 RegDest
  )
```

Parameters This method takes a single parameter, the register into which to place the `NULL`.

Return value Returns `0` on success, `-1` otherwise.

NdbInterpretedCode::load_const_u16()

Description This method loads a 16-bit value into the specified interpreter register.

```
Signature
int load_const_u16
(
    Uint32 RegDest,
    Uint32 Constant
)
```

Parameters This method takes the following two parameters:

- *RegDest*: The register into which the value should be loaded.
- A *Constant* value to be loaded

Return value Returns `0` on success, `-1` otherwise.

NdbInterpretedCode::load_const_u32()

Description This method loads a 32-bit value into the specified interpreter register.

```
Signature
int load_const_u32
(
    Uint32 RegDest,
    Uint32 Constant
)
```

Parameters This method takes the following two parameters:

- *RegDest*: The register into which the value should be loaded.
- A *Constant* value to be loaded

Return value Returns `0` on success, `-1` otherwise.

NdbInterpretedCode::load_const_u64()

Description This method loads a 64-bit value into the specified interpreter register.

```
Signature
int load_const_u64
(
    Uint32 RegDest,
    Uint64 Constant
)
```

Parameters This method takes the following two parameters:

- *RegDest*: The register into which the value should be loaded.
- A *Constant* value to be loaded

Return value Returns `0` on success, `-1` otherwise.

NdbInterpretedCode::read_attr()

Description	The <code>read_attr()</code> method is used to read a table column value into a program register. The column may be specified either by using its attribute ID or as a pointer to a <code>Column</code> object.
Signature	<p>This method can be called in either of two ways. The first of these is by referencing the column by its attribute ID, as shown here:</p> <pre>int read_attr (Uint32 RegDest, Uint32 attrId)</pre> <p>Alternatively, you can reference the column as a <code>Column</code> object, as shown here:</p> <pre>int read_attr (Uint32 RegDest, const NdbDictionary::Column* column)</pre>
Parameters	<p>This method takes two parameters, as described here:</p> <ul style="list-style-type: none"> • The register to which the column value is to be copied (<code>RegDest</code>). • Either of the following references to the table column whose value is to be copied: <ul style="list-style-type: none"> • The table column's attribute ID (<code>attrId</code>) • A pointer to a <code>column</code>—that is, a pointer to an <code>Column</code> object referencing the table column
Return value	Returns <code>0</code> on success, and <code>-1</code> on failure.

NdbInterpretedCode::reset()

Description	This method clears any existing program from the <code>NdbInterpretedCode</code> object, which can then be used for constructing a new program.
Signature	<pre>int ret_sub (void)</pre>
Parameters	<i>None.</i>
Return value	<i>None.</i>

This method was added in NDB 8.0.

NdbInterpretedCode::ret_sub()

Description	This method marks the end of the current subroutine.
Signature	<pre>int ret_sub (void)</pre>
Parameters	<i>None.</i>
Return value	Returns <code>0</code> on success, <code>-1</code> otherwise.

NdbInterpretedCode::sub_reg()

Description This method gets the difference between the values stored in any two given registers and stores the result in a third register.

Signature

```
int sub_reg
(
    Uint32 RegDest,
    Uint32 RegSource1,
    Uint32 RegSource2
)
```

Parameters

This method takes three parameters. The first of these is the register in which the result is to be stored (*RegDest*). The second and third parameters (*RegSource1* and *RegSource2*) are the registers whose values are to be subtracted. In other words, the value of register *RegDest* is calculated as the value of the expression shown here:

```
(value in register RegSource1) - (value in register RegSource2)
```

It is possible to re-use one of the registers whose values are subtracted for storing the result; that is, *RegDest* can be the same as *RegSource1* or *RegSource2*.

Return value

0 on success; -1 on failure.

NdbInterpretedCode::sub_val()

Description

This method subtracts a specified value from the value of a given table column, and places the original and modified column values in registers 6 and 7. It is equivalent to the following series of [NdbInterpretedCode](#) method calls, where *attrId* is the table column' attribute ID and *aValue* is the value to be subtracted:

```
read_attr(6, attrId);
load_const_u32(7, aValue);
sub_reg(7,6,7);
write_attr(attrId, 7);
```

aValue can be a 32-bit or 64-bit integer.

Signature

This method can be invoked in either of two ways, depending on whether *aValue* is 32-bit or 64-bit.

32-bit *aValue*:

```
int sub_val
(
    Uint32 attrId,
    Uint32 aValue
)
```

64-bit *aValue*:

```
int sub_val
(
    Uint32 attrId,
    Uint64 aValue
)
```

Parameters

A table column attribute ID and a 32-bit or 64-bit integer value to be subtracted from this column value.

Return value

Returns 0 on success, -1 on failure.

NdbInterpretedCode::write_attr()

Description	This method is used to copy a register value to a table column. The column may be specified either by using its attribute ID or as a pointer to a Column object.
Signature	<p>This method can be invoked in either of two ways. The first of these is requires referencing the column by its attribute ID, as shown here:</p> <pre style="background-color: #f0f0f0; padding: 10px;">int read_attr (Uint32 attrId, Uint32 RegSource)</pre> <p>You can also reference the column as a Column object instead, like this:</p> <pre style="background-color: #f0f0f0; padding: 10px;">int read_attr (const NdbDictionary::Column* column, Uint32 RegSource)</pre>
Parameters	<p>This method takes two parameters as follows:</p> <ul style="list-style-type: none"> • A reference to the table column to which the register value is to be copied. This can be either of the following: <ul style="list-style-type: none"> • The table column's attribute ID (<i>attrId</i>) • A pointer to a <i>column</i>—that is, a pointer to an Column object referencing the table column • The register whose value is to be copied (<i>RegSource</i>).
Return value	Returns 0 on success; -1 on failure.

2.3.20 The NdbOperation Class

This section provides information about the [NdbOperation](#) class.

Beginning with NDB 8.0.30, [NdbOperation](#) supports an interpreted code API similar to that implemented by [NdbInterpretedCode](#). See [NdbOperation Interpreted Code API](#), for more information.

- [NdbOperation Class Overview](#)
- [NdbOperation Interpreted Code API](#)
- [NdbOperation::AbortOption](#)
- [NdbOperation::add_reg\(\)](#)
- [NdbOperation::branch_col_eq_null\(\)](#)
- [NdbOperation::branch_col_ne_null\(\)](#)
- [NdbOperation::branch_col_eq\(\)](#)
- [NdbOperation::branch_col_ne\(\)](#)
- [NdbOperation::branch_col_lt\(\)](#)
- [NdbOperation::branch_col_le\(\)](#)

- `NdbOperation::branch_col_gt()`
- `NdbOperation::branch_col_ge()`
- `NdbOperation::branch_col_like()`
- `NdbOperation::branch_col_notlike()`
- `NdbOperation::branch_col_and_mask_eq_mask()`
- `NdbOperation::branch_col_and_mask_ne_mask()`
- `NdbOperation::branch_col_and_mask_eq_zero()`
- `NdbOperation::branch_col_and_mask_ne_zero()`
- `NdbOperation::branch_ge()`
- `NdbOperation::branch_gt()`
- `NdbOperation::branch_le()`
- `NdbOperation::branch_lt()`
- `NdbOperation::branch_eq()`
- `NdbOperation::branch_ne()`
- `NdbOperation::branch_ne_null()`
- `NdbOperation::branch_eq_null()`
- `NdbOperation::branch_label()`
- `NdbOperation::call_sub()`
- `NdbOperation::def_label()`
- `NdbOperation::def_subroutine()`
- `NdbOperation::deleteTuple()`
- `NdbOperation::equal()`
- `NdbOperation::getBlobHandle()`
- `NdbOperation::getLockHandle`
- `NdbOperation::getLockMode()`
- `NdbOperation::getNdbError()`
- `NdbOperation::getNdbErrorLine()`
- `NdbOperation::getTable()`
- `NdbOperation::getTableName()`
- `NdbOperation::getNdbTransaction()`
- `NdbOperation::getType()`
- `NdbOperation::getValue()`
- `NdbOperation::GetValueSpec`
- `NdbOperation::incValue()`

- [NdbOperation::insertTuple\(\)](#)
- [NdbOperation::interpret_exit_last_row\(\)](#)
- [NdbOperation::interpret_exit_nok\(\)](#)
- [NdbOperation::interpret_exit_ok\(\)](#)
- [NdbOperation::interpretedDeleteTuple\(\)](#)
- [NdbOperation::interpretedUpdateTuple\(\)](#)
- [NdbOperation::interpretedWriteTuple\(\)](#)
- [NdbOperation::load_const_u32\(\)](#)
- [NdbOperation::load_const_u64\(\)](#)
- [NdbOperation::load_const_null\(\)](#)
- [NdbOperation::LockMode](#)
- [NdbOperation::OperationOptions](#)
- [NdbOperation::read_attr\(\)](#)
- [NdbOperation::readTuple\(\)](#)
- [NdbOperation::ret_sub\(\)](#)
- [NdbOperation::setValue\(\)](#)
- [NdbOperation::SetValueSpec](#)
- [NdbOperation::sub_reg\(\)](#)
- [NdbOperation::subValue\(\)](#)
- [NdbOperation::Type](#)
- [NdbOperation::updateTuple\(\)](#)
- [NdbOperation::write_attr\(\)](#)
- [NdbOperation::writeTuple\(\)](#)

NdbOperation Class Overview

Parent class	<i>None</i>
Child classes	NdbIndexOperation , NdbScanOperation
Description	NdbOperation represents a “generic” data operation. Its subclasses represent more specific types of operations. See NdbOperation::Type for a listing of operation types and their corresponding NdbOperation subclasses.
Methods	The following table lists the public methods of this class and the purpose or use of each method:

Table 2.49 NdbOperation class methods and descriptions

Name	Description
add_reg()	Add and store contents of two registers
branch_col_and_mask_equals()	Branch if column value AND bitmask equals bitmask

Name	Description
<code>branch_col_and_mask()</code>	Branch if column value AND bitmask does not equal bitmask
<code>branch_col_and_mask_eq()</code>	Branch if column value AND bitmask equals zero
<code>branch_col_and_mask_ne()</code>	Branch if column value AND bitmask does not equal zero
<code>branch_col_eq()</code>	Branch if column is equal to specified value
<code>branch_col_eq_null()</code>	Branch if column is NULL
<code>branch_col_ge()</code>	Branch if column is greater than or equal to than specified value
<code>branch_col_gt()</code>	Branch if column is greater than specified value
<code>branch_col_le()</code>	Branch if column is less than or equal to specified value
<code>branch_col_like()</code>	Branch if column value matches wildcard pattern
<code>branch_col_lt()</code>	Branch if column is less than specified value
<code>branch_col_ne()</code>	Branch if column is not equal to specified value
<code>branch_col_ne_null()</code>	Branch if column is not NULL
<code>branch_col_notlike()</code>	Branch if column value does not match wildcard pattern
<code>branch_eq()</code>	Branch if first register value equal to second register value
<code>branch_eq_null()</code>	Branch if register value is null
<code>branch_ge()</code>	Branch if first register value is greater than or equal to second register value
<code>branch_gt()</code>	Branch if first register value is greater than second register value
<code>branch_label()</code>	Jump to label in interpreted program
<code>branch_le()</code>	Branch if first register value is less than second register value
<code>branch_lt()</code>	Branch if first register value is less than or equal to second register value
<code>branch_ne()</code>	Branch if first register value not equal to second register value
<code>branch_ne_null()</code>	Branch if register value is not null
<code>call_sub()</code>	Call interpreted program subroutine
<code>def_label()</code>	Define jump label in interpreted program operation
<code>def_subroutine()</code>	Define interpreted program subroutine
<code>deleteTuple()</code>	Removes a tuple from a table
<code>equal()</code>	Defines a search condition using equality
<code>getBlobHandle()</code>	Used to access blob attributes

Name	Description
<code>getLockHandle()</code>	Gets a lock handle for the operation
<code>getLockMode()</code>	Gets the operation's lock mode
<code>getNdbError()</code>	Gets the latest error
<code>getNdbErrorLine()</code>	Gets the number of the method where the latest error occurred
<code>getTableName()</code>	Gets the name of the table used for this operation
<code>getTable()</code>	Gets the table object used for this operation
<code>getNdbTransaction()</code>	Gets the <code>NdbTransaction</code> object for this operation
<code>getType()</code>	Gets the type of operation
<code>getValue()</code>	Allocates an attribute value holder for later access
<code>incValue()</code>	Adds value to attribute
<code>insertTuple()</code>	Adds a new tuple to a table
<code>interpret_exit_last()</code>	Terminate transaction
<code>interpret_exit_notok()</code>	Exit interpreted program with status <code>NOT OK</code>
<code>interpret_exit_ok()</code>	Exit interpreted program with status <code>OK</code>
<code>interpretedDelete()</code>	Delete tuple using interpreted program
<code>interpretedUpdate()</code>	Update tuple using interpreted program
<code>interpretedWriteTuple()</code>	Write tuple using interpreted program
<code>load_const_u32()</code>	Load 32-bit constant value into register
<code>load_const_u64()</code>	Load 64-bit constant value into register
<code>load_const_null()</code>	Load <code>NULL</code> into register
<code>read_attr()</code>	Read given attribute into register
<code>readTuple()</code>	Reads a tuple from a table
<code>ret_sub()</code>	Return from interpreted program subroutine
<code>setValue()</code>	Defines an attribute to set or update
<code>sub_reg()</code>	Store difference of two register values
<code>subValue()</code>	Subtracts value from attribute
<code>updateTuple()</code>	Updates an existing tuple in a table
<code>write_attr()</code>	Write given attribute from register
<code>writeTuple()</code>	Inserts or updates a tuple

This class has no public constructor. To create an instance of `NdbOperation`, you must use `NdbTransaction::getNdbOperation()`.

Types

The `NdbOperation` class defines three public types, shown in the following table:

Table 2.50 NdbOperation class types and descriptions

Name	Description
<code>AbortOption</code>	Determines whether a failed operation causes failure of the transaction of which it is part
<code>LockMode</code>	The type of lock used when performing a read operation
<code>Type</code>	Operation access types

For more information about the use of `NdbOperation`, see [Single-row operations](#).

NdbOperation Interpreted Code API

`NdbOperation` in NDB 8.0.30 and later supports an interpreted code API similar to that used with `NdbInterpretedCode`.

To start with, use one of `updateTuple()`, `writeTuple()`, or `deleteTuple()` to define the operation as an operation of a given type (update, write, or delete). This is the operation that is to be performed by an interpreted program; the interpreted program itself is assembled from various register, comparison, and branch instructions.

The interpreted program is not a separate `NdbInterpretedCode` object, although it behaves much like one. Instructions are assigned to the `NdbOperation` instance (for example, `myNdbOp->branch_col_lt(collid, val1, col2id, val2)`). To run the interpreted program, call `NdbTransaction::execute()`.

Another difference between the `NdbOperation` interpreted code API implementation and that supported by `NdbInterpretedCode` is that the order of arguments for analogous methods is not necessarily the same. One such pair of methods is listed here:

- In `NdbOperation::branch_col_lt(ColId, val, len, bool, Label)`, comparison happens like this, using the second and first arguments passed to the method, in that order:

```
if(val < ColId_value)
    branch_to Label
```

- `NdbInterpretedCode::branch_col_lt(*val, Uint32, attrId, Label)`, compares the first argument passed with the third, like this:

```
if(val < attrId_value)
    branch_to Label
```

Branch column method comparisons. The branch column methods such as `branch_col_le()` compare a supplied value with the value of a column. These methods act on the first two arguments from right to left, so that, for example, `branch_col_le(myColId, myValue, 8, true, myLabel)` acts as shown by the following pseudocode:

```
if(myValue <= value(myColId))
    goto myLabel;
```

Bitwise logical comparisons. These comparison types are supported only for the bitfield type, and can be used to test bitfield columns against bit patterns. The value passed in is a bitmask which is bitwise-ANDed with the column data. Bitfields are passed in and out of the NDB API as 32-bit words with bits set from least significant bit (LSB) to most significant bit (MSB). The platform's endianness controls which byte contains the LSB: for x86, this is the first (0th) byte; for SPARC and PPC platforms, it is the last (3rd) byte.

You can set bit `n` of a bitmask to 1 from a `Uint32*` mask like this:

```
mask[n >> 5] |= (1 << (n & 31))
```

Four different sorts of branching on bitwise comparison are supported by the methods listed here:

- `branch_col_and_mask_eq_mask()`: Branch if `column value AND mask == mask` (all masked bits set in value).
- `branch_col_and_mask_ne_mask()`: Branch if `column value AND mask != mask` (not all masked bits are set in value).
- `branch_col_and_mask_eq_zero()`: Branch if `column value AND mask == 0` (no masked bits are set in value).
- `branch_col_and_mask_ne_zero()`: Branch if `column value AND mask != 0` (some masked bits are set in value).

See the descriptions of the individual methods for more information.

NdbOperation::AbortOption

This section provides information about the `AbortOption` data type.

Description This type is used to determine whether failed operations should force a transaction to be aborted. It is used as an argument to the `execute()` method—see `NdbTransaction::execute()`, for more information.

Enumeration values Possible values are shown, along with descriptions, in the following table:

Table 2.51 NdbOperation::AbortOption type values and descriptions

Name	Description
<code>AbortOnError</code>	A failed operation causes the transaction to abort.
<code>AO_IgnoreOnError</code>	Failed operations are ignored; the transaction continues to execute.
<code>DefaultAbortOption</code>	The <code>AbortOption</code> value is set according to the operation type: <ul style="list-style-type: none"> • Read operations: <code>AO_IgnoreOnError</code> • Scan takeover or DML operations: <code>AbortOnError</code>

See `NdbTransaction::execute()`, for more information.

NdbOperation::add_reg()

Description Add contents of two registers; store result in a third register.

Signature

```
int add_reg
(
    Uint32 RegSource1,
    Uint32 RegSource2,
    Uint32 RegDest
)
```

Parameters

`RegSource1`

Register containing first value to be added.

RegSource2 Register containing second value to be added.

RegDest Register in which to store the result.

Return value 0 on success, otherwise -1.

NdbOperation::branch_col_eq_null()

Description Branch to a label in an interpreted program if the specified column is *NULL*.

Signature

```
int branch_col_eq_null
(
    Uint32 ColId,
    Uint32 Label
)
```

Parameters *ColId* ID of the column to check.

parLabel Label to jump to if the column is *NULL*.

Return value 0 on success, otherwise -1.

NdbOperation::branch_col_ne_null()

Description Branch to a label in an interpreted program if the specified column is not *NULL*.

Signature

```
int branch_col_ne_null
(
    Uint32 ColId,
    Uint32 Label
)
```

Parameters *ColId* ID of the column to check.

parLabel Label to jump to if the column is not *NULL*.

Return value *none*

NdbOperation::branch_col_eq()

Description Branch to a label in an interpreted program if a given value is equal to the value of the specified column.



Note

Like the other `NdbOperation::branch_col_*` methods, `branch_col_eq()` compares its second argument with the first, in that order.

Signature

```
int branch_col_eq
(
    Uint32 ColId,
    const void* val,
    Uint32 len,
    bool,
```

```
    Uint32 Label
    )
```

Parameters	<i>ColId</i>	ID of column to compare.
	<i>val</i>	Value to be compared.
	<i>len</i>	Length of <i>val</i> .
	-	Boolean <i>true</i> or <i>false</i> required for legacy reasons, but no longer used.
	<i>Label</i>	Label to jump to if <i>val</i> is equal to the column value.

Return value 0 on success, -1 otherwise.

NdbOperation::branch_col_ne()

Description Branch to a label in an interpreted program if a given value is not equal to the value of the specified column.



Note

Like the other `NdbOperation::branch_col_*`() methods, `branch_col_ne()` compares its second argument with the first, in that order.

Signature

```
int branch_col_ne
(
    Uint32 ColId,
    const void* val,
    Uint32 len,
    bool,
    Uint32 Label
)
```

Parameters	<i>ColId</i>	ID of column to compare.
	<i>val</i>	Value to be compared.
	<i>len</i>	Length of <i>val</i> .
	-	Boolean <i>true</i> or <i>false</i> required for legacy reasons, but no longer used.
	<i>Label</i>	Label to jump to if column value is not equal to <i>val</i> .

Return value 0 on success, else -1.

NdbOperation::branch_col_lt()

Description Branch to a label in an interpreted program if a given value is less than a column value.



Note

Like the other `NdbOperation::branch_col_*`()

methods, `branch_col_lt()` compares its second argument with the first, in that order.

Signature

```
int branch_col_lt
(
    Uint32 ColId,
    const void* val,
    Uint32 len,
    bool,
    Uint32 Label
)
```

Parameters

ColId ID of column to compare.

val Value to be compared.

len Length of *val*.

- Boolean `true` or `false` required for legacy reasons, but no longer used.

Label Label to jump to if *val* is less than the column value.

Return value

0 on success, otherwise -1.

NdbOperation::branch_col_le()

Description

Branch to a label in an interpreted program if a given value is less than or equal to a column value.



Note

Like the other `NdbOperation::branch_col_*` methods, `branch_col_le()` compares its second argument with the first, in that order.

Signature

```
int branch_col_le
(
    Uint32 ColId,
    const void* val,
    Uint32 len,
    bool,
    Uint32 Label
)
```

Parameters

ColId ID of column to compare.

val Value to be compared.

len Length of *val*.

- Boolean `true` or `false` required for legacy reasons, but no longer used.

Label Label to jump to if *val* is less than or equal to the column value.

Return value

On success, 0; otherwise, -1.

NdbOperation::branch_col_gt()

Description Branch to a label in an interpreted program if a given value is greater than a column value.

**Note**

Like the other `NdbOperation::branch_col_*`() methods, `branch_col_gt()` compares its second argument with the first, in that order.

Signature

```
int branch_col_gt
(
    Uint32 ColId,
    const void* val,
    Uint32 len,
    bool,
    Uint32 Label
)
```

Parameters

<code>ColId</code>	ID of column to compare.
<code>val</code>	Value to be compared.
<code>len</code>	Length of <code>val</code> .
-	Boolean <code>true</code> or <code>false</code> required for legacy reasons, but no longer used.
<code>Label</code>	Label to jump to if <code>val</code> is greater than the column value.

Return value

0 on success, -1 otherwise.

NdbOperation::branch_col_ge()

Description

Branch to a label in an interpreted program if a given value is greater than or equal to a column value.

**Note**

Like the other `NdbOperation::branch_col_*`() methods, `branch_col_ge()` compares its second argument with the first, in that order.

Signature

```
int branch_col_ge
(
    Uint32 ColId,
    const void* val,
    Uint32 len,
    bool,
    Uint32 Label
)
```

Parameters

<code>ColId</code>	ID of column to compare.
<code>val</code>	Value to be compared.
<code>len</code>	Length of <code>val</code> .
-	Boolean <code>true</code> or <code>false</code> required for legacy reasons, but no longer used.

Label Label to jump to if *val* is greater than or equal to the column value.

Return value 0 if successful, else -1.

NdbOperation::branch_col_like()

Description Branch if the column value matches a wildcard pattern. This method and `branch_col_notlike()` each support the wildcards used by the MySQL `LIKE` operator: `%` for any string of 0 or more characters, and `_` for any single character.

The column's type must be one of `CHAR`, `VARCHAR`, `BINARY`, or `VARBINARY`.

Signature

```
int branch_col_like
(
    Uint32 ColId,
    const void* val,
    Uint32 len,
    bool,
    Uint32 Label
)
```

Parameters

ColId ID of column whose value is to be compared.

val Pattern to match.

len Length of pattern value.

- Boolean `true` or `false` required for legacy reasons, but no longer used.

Label Label to jump to if column value matches pattern.

Return value 0 on success, otherwise -1.

NdbOperation::branch_col_notlike()

Description Branch if the column value does not match the given wildcard pattern. This method and `branch_col_like()` each support the same wildcards `%` (0 or more characters) and `_` (any one character) as the MySQL `LIKE` operator.

The column's type must be one of `CHAR`, `VARCHAR`, `BINARY`, or `VARBINARY`.

Signature

```
int branch_col_notlike
(
    Uint32 ColId,
    const void* val,
    Uint32 len,
    bool,
    Uint32 Label
)
```

Parameters

ColId ID of column whose value is to be compared.

val Pattern to match.

	<i>len</i>	Length of pattern value.
	-	Boolean <code>true</code> or <code>false</code> required for legacy reasons, but no longer used.
	<i>Label</i>	Label to jump to if column value does not match pattern.
Return value	0 on success, -1 otherwise.	

NdbOperation::branch_col_and_mask_eq_mask()

Description Branch if the value of a column in a logical bitwise `AND` with a bitmask is equal to the bitmask.

See also [Bitwise logical comparisons](#).

Signature

```
int branch_col_and_mask_eq_mask
(
    Uint32 ColId,
    const void* mask,
    Uint32 len,
    bool,
    Uint32 Label
)
```

Parameters

<i>ColId</i>	Use the value of the column having this ID.
<i>mask</i>	Bitmask to compare with column value.
<i>len</i>	Length of <i>mask</i> .
-	Boolean <code>true</code> or <code>false</code> required for legacy reasons, but no longer used.
<i>Label</i>	Branch to jump to if the result of the <code>AND</code> operation is the same as the mask.

Return value 0 on success, -1 otherwise.

NdbOperation::branch_col_and_mask_ne_mask()

Description Branch if the value of a column in a logical bitwise `AND` with a bitmask is not equal to the bitmask.

See also [Bitwise logical comparisons](#).

Signature

```
int branch_col_and_mask_ne_mask
(
    Uint32 ColId,
    const void* mask,
    Uint32 len,
    bool,
    Uint32 Label
)
```

Parameters	<i>ColId</i>	Use the value of the column having this ID.
	<i>mask</i>	Bitmask to compare with column value.
	<i>len</i>	Length of <i>mask</i> .
	-	Boolean <code>true</code> or <code>false</code> required for legacy reasons, but no longer used.
	<i>Label</i>	Branch to jump to if the result of the <code>AND</code> operation is not equal to the mask.
Return value	On success 0, else -1.	

NdbOperation::branch_col_and_mask_eq_zero()

Description Branch if the value of a column in a logical bitwise `AND` with a bitmask is equal to 0.

See also [Bitwise logical comparisons](#).

Signature

```
int branch_col_and_mask_eq_zero
(
    Uint32 ColId,
    const void* mask,
    Uint32 len,
    bool,
    Uint32 Label
)
```

Parameters	<i>ColId</i>	Use the value of the column having this ID.
	<i>mask</i>	Bitmask to compare with column value.
	<i>len</i>	Length of <i>mask</i> .
	-	Boolean <code>true</code> or <code>false</code> required for legacy reasons, but no longer used.
	<i>Label</i>	Branch to jump to if the result of the <code>AND</code> operation is equal to 0.
Return value	0 on success, -1 otherwise.	

NdbOperation::branch_col_and_mask_ne_zero()

Description Branch if the value of a column in a logical bitwise `AND` with a bitmask is not equal to 0.

See also [Bitwise logical comparisons](#).

Signature

```
int branch_col_and_mask_ne_zero
(
    Uint32 ColId,
    const void* mask,
```

```

    Uint32 len,
    bool,
    Uint32 Label
)

```

Parameters	<i>ColId</i>	Use the value of the column having this ID.
	<i>mask</i>	Bitmask to compare with column value.
	<i>len</i>	Length of <i>mask</i> .
	-	Boolean <code>true</code> or <code>false</code> required for legacy reasons, but no longer used.
	<i>Label</i>	Branch to jump to if the result of the <code>AND</code> operation is not equal to 0.
Return value		Returns 0 on success, -1 otherwise.

NdbOperation::branch_ge()

Description Define a search condition in an interpreted program. Compares the right-hand register value with the left; branch to a label if the RH value is greater than or equal to the LH value.



Note

This method, like the other `NdbOperation` branch on comparison methods, compares the two register values from right to left.

Signature

```

int branch_ge
(
    Uint32 RegLvalue,
    Uint32 RegRvalue,
    Uint32 Label
)

```

Parameters	<i>RegLvalue</i>	Register value compared with <i>RegRvalue</i> .
	<i>RegRvalue</i>	Compare value of this register with <i>RegLvalue</i> ; branch to the label if this value is greater than or equal to <i>RegLvalue</i> .
	<i>Label</i>	Label to branch to if <i>RegRvalue</i> is greater than or equal to <i>RegLvalue</i> .
Return value		0 on success, -1 otherwise.

NdbOperation::branch_gt()

Description Define a search condition in an interpreted program. Compares the right-hand register value with the left; branch to a label if the RH value is greater than the LH value.



Note

This method, like the other [NdbOperation](#) branch on comparison methods, compares the two register values from right to left.

Signature

```
int branch_gt
(
    Uint32 RegLvalue,
    Uint32 RegRvalue,
    Uint32 Label
)
```

Parameters

RegLvalue

Register value compared with *RegRvalue*.

RegRvalue

Compare value of this register with *RegLvalue*; branch to the label if this value is greater than *RegLvalue*.

Label

Label to branch to if *RegRvalue* is greater than *RegLvalue*.

Return value

0 on success, -1 otherwise.

NdbOperation::branch_le()

Description

Define a search condition in an interpreted program. Compares the right-hand register value with the left; branch to a label if the RH value is less than the LH value.



Note

This method, like the other [NdbOperation](#) branch on comparison methods, compares the two register values from right to left.

Signature

```
int branch_le
(
    Uint32 RegLvalue,
    Uint32 RegRvalue,
    Uint32 Label
)
```

Parameters

RegLvalue

Register value compared with *RegRvalue*.

RegRvalue

Compare value of this register with *RegLvalue*; branch to the label if this value is less than *RegLvalue*.

Label

Label to branch to if *RegRvalue* is less than *RegLvalue*.

Return value

0 on success, -1 otherwise.

NdbOperation::branch_lt()

Description

Define a search condition in an interpreted program. Compares the right-hand register value with the left; branch to a label if the RH value is less than or equal to the LH value.

**Note**

This method, like the other `NdbOperation` branch on comparison methods, compares the two register values from right to left.

Signature

```
int branch_lt
(
    Uint32 RegLvalue,
    Uint32 RegRvalue,
    Uint32 Label
)
```

Parameters

RegLvalue

Register value compared with *RegRvalue*.

RegRvalue

Compare value of this register with *RegLvalue*; branch to the label if this value is less than or equal to *RegLvalue*.

Label

Label to branch to if *RegRvalue* is less than or equal to *RegLvalue*.

Return value

0 on success, -1 otherwise.

NdbOperation::branch_eq()

Description

Branch to a label in an interpreted program when two register values are equal.

Signature

```
int branch_eq
(
    Uint32 RegLvalue,
    Uint32 RegRvalue,
    Uint32 Label
)
```

Parameters

RegLvalue

One of two register values to be compared.

RegRvalue

The other register value to be compared.

Label

Branch to this label if the register values are equal.

Return value

0 on success, -1 otherwise.

NdbOperation::branch_ne()

Description

Branch to a label in an interpreted program when two register values are not equal.

Signature

```
int branch_eq
(
    Uint32 RegLvalue,
    Uint32 RegRvalue,
    Uint32 Label
)
```

Parameters

RegLvalue

One of two register values to be compared.

<i>RegRvalue</i>	The other register value to be compared.
<i>Label</i>	Branch to this label if the register values are not equal.
Return value	0 on success, otherwise -1.

NdbOperation::branch_ne_null()

Description Branch to a label in an interpreted program if a register value is not *NULL*.

Signature

```
int branch_ne_null
(
    Uint32 RegLvalue,
    Uint32 Label
)
```

Parameters	<i>RegLvalue</i>	Register to be tested.
	<i>Label</i>	Branch to this label if <i>RegLvalue</i> is not <i>NULL</i> .

Return value On success, returns 0; otherwise, returns -1.

NdbOperation::branch_eq_null()

Description Branch to a label in an interpreted program if a register value is *NULL*.

Signature

```
int branch_ne_null
(
    Uint32 RegLvalue,
    Uint32 Label
)
```

Parameters	<i>RegLvalue</i>	Register to be tested.
	<i>Label</i>	Branch to this label if <i>RegLvalue</i> is <i>NULL</i> .

Return value On success, 0; otherwise, -1.

NdbOperation::branch_label()

Description Jump to a label in an interpreted program.

Signature

```
int branch_label
(
    Uint32 Label
)
```

Parameters	<i>Label</i>	The label to branch to.
------------	--------------	-------------------------

Return value 0 if successful; otherwise, -1.

NdbOperation::call_sub()

Description Call a subroutine in an interpreted program.

Signature

```
int call_sub
(
    Uint32 Subroutine
)
```

)

Parameters	<i>Subroutine</i>	The subroutine number.
Return value		If successful, returns 0; otherwise, returns -1.

NdbOperation::def_label()

Description	Define a jump label in an interpreted operation. Labels are numbered automatically starting with 0.
-------------	---

Signature	<pre>int def_label (int labelNumber)</pre>
-----------	--

Parameters	<i>labelNumber</i>	The label number. For easier debugging, this should match the automatic numbering performed by NDB .
Return value	<i>labelNumber</i>	on success, -1 otherwise.

NdbOperation::def_subroutine()

Description	Define a subroutine in an interpreted program.
-------------	--

Signature	<pre>int def_subroutine (int SubroutineNumber)</pre>
-----------	--

Parameters	<i>SubroutineNumber</i>	The subroutine number.
Return value		0 on success, -1 otherwise.

NdbOperation::deleteTuple()

Description	This method defines the NdbOperation as a DELETE operation. When the NdbTransaction::execute() method is invoked, the operation deletes a tuple from the table.
-------------	---

Signature	<pre>virtual int deleteTuple (void)</pre>
-----------	---

Parameters	<i>None.</i>
Return value	Returns 0 on success, -1 on failure.

NdbOperation::equal()

Description	This method defines a search condition with an equality. The condition is true if the attribute has the given value. To set search conditions on multiple attributes, use several calls to equal() ; in such cases all of them must be satisfied for the tuple to be selected.
-------------	--

If the attribute is of a fixed size, its value must include all bytes. In particular a [Char](#) value must be native-space padded. If the attribute is of variable size, its value must start with 1 or 2 little-endian length bytes (2 if its type is [Long*](#)).

When using [insertTuple\(\)](#), you may also define the search key with [setValue\(\)](#). See [NdbOperation::setValue\(\)](#).

Signature

There are 10 versions of `equal()`, each having slightly different parameters. All of these are shown here:

```
int equal
(
    const char* name,
    const char* value
)

int equal
(
    const char* name,
    Int32      value
)

int equal
(
    const char* name,
    UInt32     value
)

int equal
(
    const char* name,
    Int64      value
)

int equal
(
    const char* name,
    UInt64     value
)

int equal
(
    UInt32     id,
    const char* value
)

int equal
(
    UInt32 id,
    Int32  value
)

int equal
(
    UInt32 id,
    UInt32 value
)

int equal
(
    UInt32 id,
    Int64  value
)

int equal
(
    UInt32 id,
    UInt64 value
)
```

Parameters	<p>This method requires two parameters:</p> <ul style="list-style-type: none"> The first parameter can be either of the following: <ol style="list-style-type: none"> The <i>name</i> of the attribute (a string) The <i>id</i> of the attribute (an unsigned 32-bit integer) The second parameter is the attribute <i>value</i> to be tested. This value can be any one of the following 5 types: <ul style="list-style-type: none"> String 32-bit integer Unsigned 32-bit integer 64-bit integer Unsigned 64-bit integer
Return value	Returns <code>-1</code> in the event of an error.

NdbOperation::getBlobHandle()

Description	This method is used in place of <code>getValue()</code> or <code>setValue()</code> for blob attributes. It creates a blob handle (<code>NdbBlob</code> object). A second call with the same argument returns the previously created handle. The handle is linked to the operation and is maintained automatically.
Signature	<p>This method has two forms, depending on whether it is called with the name or the ID of the blob attribute:</p> <pre>virtual NdbBlob* getBlobHandle (const char* name)</pre> <p>or</p> <pre>virtual NdbBlob* getBlobHandle (Uint32 id)</pre>
Parameters	<p>This method takes a single parameter, which can be either one of the following:</p> <ul style="list-style-type: none"> The <i>name</i> of the attribute The <i>id</i> of the attribute
Return value	Regardless of parameter type used, this method return a pointer to an instance of <code>NdbBlob</code> .

NdbOperation::getLockHandle

Description	Returns a pointer to the current operation's lock handle. When used with <code>NdbRecord</code> , the lock handle must first be requested with the <code>OO_LOCKHANDLE</code> operation option. For other operations, this method can be used alone. In any case, the <code>NdbLockHandle</code> object returned by this method cannot be used until the operation has been executed.
-------------	---

Signature

```
const NdbLockHandle* getLockHandle
(
    void
) const
```

or

```
const NdbLockHandle* getLockHandle
(
    void
)
```

Parameters

None.

Return value

Pointer to an [NdbLockHandle](#) that can be used by the [NdbTransaction](#) methods [unlock\(\)](#) and [releaseLockHandle\(\)](#).

Using lock handle methods. Shared or exclusive locks taken by read operations in a transaction are normally held until the transaction commits or aborts. Such locks can be released before a transaction commits or aborts by requesting a lock handle when defining the read operation. Once the read operation has been executed, an [NdbLockHandle](#) can be used to create a new unlock operation (with [NdbTransaction::unlock\(\)](#)). When the unlock operation is executed, the row lock placed by the read operation is released.

The steps required to release these locks are listed here:

- Define the primary key read operation in the normal way with [LockMode](#) set to [LM_Read](#) or [LM_Exclusive](#).
- Call [NdbOperation::getLockHandle\(\)](#) during operation definition, or, for [Ndbrecord](#), set the [OO_LOCKHANDLE](#) operation option when calling [NdbTransaction::readTuple\(\)](#).
- Call [NdbTransaction::execute\(\)](#); the row is now locked from this point on, as normal.
- (Use data, possibly making calls to [NdbTransaction::execute\(\)](#).)
- Call [NdbTransaction::unlock\(\)](#), passing in the [const NdbLockHandle](#) obtained previously to create an unlock operation.
- Call [NdbTransaction::execute\(\)](#); this unlocks the row.

Notes:

- As with other operation types, unlock operations can be batched.
- Each [NdbLockHandle](#) object refers to a lock placed on a row by a single primary key read operation. A single row in the database may have concurrent multiple lock holders (mode [LM_Read](#)) and may have multiple lock holders pending ([LM_Exclusive](#)), so releasing the claim of one lock holder may not result in a change to the observable lock status of the row.
- Lock handles are supported for scan lock takeover operations; the lock handle must be requested before the lock takeover is executed.
- Lock handles and unlock operations are not supported for unique index read operations.

NdbOperation::getLockMode()

Description

This method gets the operation's lock mode.

Signature

```
LockMode getLockMode
(
    void
```

```
) const
```

Parameters

None.

Return value

A [LockMode](#) value. See [NdbOperation::LockMode](#).**NdbOperation::getNdbError()**

Description

This method gets the most recent error (an [NdbError](#) object).

Signature

```
const NdbError& getNdbError
(
    void
) const
```

Parameters

None.

Return value

An [NdbError](#) object.**NdbOperation::getNdbErrorLine()**

Description

This method retrieves the method number in which the latest error occurred.

Signature

```
int getNdbErrorLine
(
    void
) const
```

Parameters

None.

Return value

The method number (an integer).

NdbOperation::getTable()

Description

This method is used to retrieve the table object associated with the operation.

Signature

```
const NdbDictionary::Table* getTable
(
    void
) const
```

Parameters

None.

Return value

A pointer to an instance of [Table](#).**NdbOperation::getTableName()**

Description

This method retrieves the name of the table used for the operation.

Signature

```
const char* getTableName
(
    void
) const
```

Parameters

None.

Return value

The name of the table.

NdbOperation::getNdbTransaction()

Description

Gets the [NdbTransaction](#) object for this operation.

Signature

```
virtual NdbTransaction* getNdbTransaction
```

```
(
    void
) const
```

Parameters

None.

Return value

A pointer to an [NdbTransaction](#) object.**NdbOperation::getType()**

Description

This method is used to retrieve the access type for this operation.

Signature

```
Type getType
(
    void
) const
```

Parameters

None.

Return value

A [Type](#) value.**NdbOperation::getValue()**

Description

This method prepares for the retrieval of an attribute value. The NDB API allocates memory for an [NdbRecAttr](#) object that is later used to obtain the attribute value. This can be done by using one of the many [NdbRecAttr](#) accessor methods, the exact method to be used depending on the attribute's data type. (This includes the generic [NdbRecAttr::aRef\(\)](#) method, which retrieves the data as `char*`, regardless of its actual type. You should be aware that this is not type-safe, and requires an explicit cast from the user.)

This method does *not* fetch the attribute value from the database; the [NdbRecAttr](#) object returned by this method is not readable or printable before calling [NdbTransaction::execute\(\)](#).

If a specific attribute has not changed, the corresponding [NdbRecAttr](#) has the state `UNDEFINED`. This can be checked by using [NdbRecAttr::isNULL\(\)](#), which in such cases returns `-1`.

See [NdbTransaction::execute\(\)](#), and [NdbRecAttr::isNULL\(\)](#).

Signature

There are three versions of this method, each having different parameters:

```
NdbRecAttr* getValue
(
    const char* name,
    char* value = 0
)

NdbRecAttr* getValue
(
    Uint32 id,
    char* value = 0
)

NdbRecAttr* getValue
(
    const NdbDictionary::Column* col,
    char* value = 0
)
```

Parameters

All three forms of this method have two parameters, the second parameter being optional (defaults to `0`). They differ only with regard

to the type of the first parameter, which can be any one of the following:

- The attribute *name*
- The attribute *id*
- The table *column* on which the attribute is defined

In all three cases, the second parameter is a character buffer in which a non-NULL attribute value is returned. In the event that the attribute is NULL, is it stored only in the `NdbRecAttr` object returned by this method.

If no *value* is specified in the `getValue()` method call, or if 0 is passed as the value, then the `NdbRecAttr` object provides memory management for storing the received data. If the maximum size of the received data is above a small fixed size, `malloc()` is used to store it: For small sizes, a small, fixed internal buffer (32 bytes in extent) is provided. This storage is managed by the `NdbRecAttr` instance; it is freed when the operation is released, such as at transaction close time; any data written here that you wish to preserve should be copied elsewhere before this freeing of memory takes place.

If you pass a non-zero pointer for *value*, then it is assumed that this points to a portion of memory which is large enough to hold the maximum value of the column; any returned data is written to that location. The pointer should be at least 32-bit aligned.

Index columns cannot be used in place of table columns with this method. In cases where a table column is not available, you can use the attribute name, obtained with `getName()`, for this purpose instead.

Return value

A pointer to an `NdbRecAttr` object to hold the value of the attribute, or a NULL pointer, indicating an error.

Retrieving integers. Integer values can be retrieved from both the *value* buffer passed as this method's second parameter, and from the `NdbRecAttr` object itself. On the other hand, character data is available from `NdbRecAttr` if no buffer has been passed in to `getValue()` (see `NdbRecAttr::aRef()`). However, character data is written to the buffer only if one is provided, in which case it cannot be retrieved from the `NdbRecAttr` object that was returned. In the latter case, `NdbRecAttr::aRef()` returns a buffer pointing to an empty string.

Accessing bit values. The following example shows how to check a given bit from the *value* buffer. Here, *op* is an operation (`NdbOperation` object), *name* is the name of the column from which to get the bit value, and *trans* is an `NdbTransaction` object:

```

Uint32 buf[];

op->getValue(name, buf); /* bit column */

trans->execute();

if(buf[X/32] & 1 << (X & 31)) /* check bit X */
{
    /* bit X set */
}


```

NdbOperation::GetValueSpec

This section provides information about the `GetValueSpec` data structure.

Parent class	NdbOperation
Description	This structure is used to specify an extra value to obtain as part of an NdbRecord operation.
Members	The elements making up this structure are shown in the following table:

Table 2.52 GetValueSpec structure member names, types, and descriptions

Name	Type	Description
<code>column</code>	<code>const Column*</code>	To specify an extra value to read, the caller must provide this, as well as (optionally <code>NULL</code>) <code>appStorage</code> pointer.
<code>appStorage</code>	<code>void*</code>	<p>If this pointer is null, then the received value is stored in memory managed by the NdbRecAttr object. Otherwise, the received value is stored at the location pointed to (and is still accessible using the NdbRecAttr object).</p> <div style="border-left: 2px solid black; padding-left: 10px;"> <p> Important</p> <p>It is the caller's responsibility to ensure that the following conditions are met:</p> <ol style="list-style-type: none"> 1. <code>appStorage</code> points to sufficient space to store any returned data. 2. Memory pointed to by <code>appStorage</code> is not reused or freed until after the <code>execute()</code> </div>

Name	Type	Description
		call returns.
<code>recAttr</code>	<code>NdbRecAttr*</code>	After the operation is defined, <code>recAttr</code> contains a pointer to the <code>NdbRecAttr</code> object for receiving the data.

Blob reads cannot be specified using `GetValueSpec`.

For more information, see [Section 2.3.22, "The NdbRecord Interface"](#).

NdbOperation::incValue()

Description

Interpreted program instruction which adds a value to an attribute. The attribute can be specified by name or by ID. Thus, there are four versions of of this method having slightly different parameters, as shown under *Signature*.

This instruction uses registers 6 and 7, and overwrites these registers in the course of its operation.

For scans and `NdbRecord` operations, use the `NdbInterpretedCode` interface instead.

Signature

```
int incValue
(
    const char* anAttrName,
    Uint32 aValue
)
```

```
int incValue
(
    const char* anAttrName,
    Uint64 aValue
)
```

```
int incValue
(
    Uint32 anAttrId,
    Uint32 aValue
)
```

```
int incValue
(
    Uint32 anAttrId,
    Uint64 aValue
)
```

Parameters

`anAttrName`

Name of the attribute.

`anAttrId`

The attribute ID.

`aValue`

The value to be added; this can be a 32-bit or 64-bit integer.

Return value

0 on success, -1 otherwise.

NdbOperation::insertTuple()

Description

This method defines the `NdbOperation` to be an `INSERT` operation. When the `NdbTransaction::execute()` method is called, this operation adds a new tuple to the table.

Signature	<pre>virtual int insertTuple (void)</pre>
Parameters	<i>None.</i>
Return value	Returns 0 on success, -1 on failure.

NdbOperation::interpret_exit_last_row()

Description	Terminate the entire transaction.
Signature	<pre>int interpret_exit_last_row (void)</pre>
Parameters	<i>none</i>
Return value	Returns 0 on success; otherwise, returns -1.

NdbOperation::interpret_exit_nok()

Description	Exit interpreted program with status <code>NOT OK</code> and an optional error code (see Section 2.4.2, "NDB Error Codes: by Type").
Signature	<pre>int interpret_exit_nok (Uint32 <i>ErrorCode</i>) int interpret_exit_nok (void)</pre>
Parameters	<i>ErrorCode</i> <p>Optional error code, defaults to error 899. Applications should use error code 626 or any code in the 6000-6999 range. Error code 899 is supported for backwards compatibility, but 626 is recommended instead. For other error codes, the behavior is undefined and may change at any time without prior notice.</p>
Return value	0 on success, -1 otherwise.

NdbOperation::interpret_exit_ok()

Description	Exit interpreted program with status <code>OK</code> .
Signature	<pre>int interpret_exit_ok (void)</pre>
Parameters	<i>none</i>
Return value	0 on success, -1 otherwise.

NdbOperation::interpretedDeleteTuple()

Description	Delete a tuple using an interpreted program.
Signature	<pre>virtual int interpretedDeleteTuple (void)</pre>
Parameters	<i>None.</i>
Return value	0 on success, -1 otherwise.

NdbOperation::interpretedUpdateTuple()

Description	Update a tuple using an interpreted program.
Signature	<pre>virtual int interpretedUpdateTuple (void)</pre>
Parameters	<i>None.</i>
Return value	0 on success, -1 otherwise.

NdbOperation::interpretedWriteTuple()

Description	Write a tuple using an interpreted program.
Signature	<pre>virtual int interpretedWriteTuple (void)</pre>
Parameters	<i>None.</i>
Return value	0 on success, -1 otherwise.

NdbOperation::load_const_u32()

Description	Load a 32-bit constant value into a register.
Signature	<pre>int load_const_u32 (Uint32 RegDest, Uint32 Constant)</pre>
Parameters	<i>RegDest</i> Destination register. <i>Constant</i> Value to load into the register.
Return value	0 on success, -1 otherwise.

NdbOperation::load_const_u64()

Description	Load a 64-bit constant value into a register.
Signature	<pre>int load_const_u64 (Uint64 RegDest, Uint64 Constant)</pre>

Parameters	<i>RegDest</i>	Destination register.
	<i>Constant</i>	Value to load into the register.
Return value	0 on success, otherwise -1.	

NdbOperation::load_const_null()

Description Load `NULL` into a register.

Signature

```
int load_const_null
(
    Uint32 RegDest
)
```

Parameters *RegDest* Destination register.

Return value 0 on success, -1 otherwise.

NdbOperation::LockMode

This section provides information about the `LockMode` data type.

Description This type describes the lock mode used when performing a read operation.

Enumeration values Possible values for this type are shown, along with descriptions, in the following table:

Table 2.53 NdbOperation::LockMode type values and descriptions

Name	Description
<code>LM_Read</code>	Read with shared lock
<code>LM_Exclusive</code>	Read with exclusive lock
<code>LM_CommittedRead</code>	Ignore locks; read last committed
<code>LM_SimpleRead</code>	Read with shared lock, but release lock directly

There is also support for dirty reads (`LM_Dirty`), but this is normally for internal purposes only, and should not be used for applications deployed in a production setting.

NdbOperation::OperationOptions

This section provides information about the `OperationOptions` data structure.

Parent class `NdbOperation`

Description These options are passed to the `NdbRecord`-based primary key and scan takeover operation methods defined in the `NdbTransaction` and `NdbScanOperation` classes.

Most `NdbTransaction::*Tuple()` methods (see [Section 2.3.25, “The NdbTransaction Class”](#)) take a supplementary `sizeOfOptions` parameter. This is optional, and is intended to permit the interface implementation to remain backward compatible with older un-recompiled clients that may pass an older (smaller) version of the `OperationOptions` structure. This effect is achieved by passing `sizeof(OperationOptions)` into this parameter.

Each option type is marked as present by setting the corresponding bit in `optionsPresent`. (Only the option types marked in `optionsPresent` need have sensible data.) All data is copied out of the `OperationOptions` structure (and any subtended structures) at operation definition time. If no options are required, then `NULL` may be passed instead.

Members

The elements making up this structure are shown in the following table:

Table 2.54 NdbOperation::OperationOptions structure member names, types, and description

Name	Type	Description
<code>optionsPresent</code>	<code>uint64</code>	Which flags are present.
[...]	<p>Flags:</p> <p>The accepted names and values are shown in the following list:</p> <ul style="list-style-type: none"> • <code>OO_ABORTOPTION:</code> <code>0x01</code> • <code>OO_GETVALUE:</code> <code>0x02</code> • <code>OO_SETVALUE:</code> <code>0x04</code> • <code>OO_PARTITION_ID:</code> <code>0x08</code> • <code>OO_INTERPRETED:</code> <code>0x10</code> • <code>OO_ANYVALUE:</code> <code>0x20</code> • <code>OO_CUSTOMDATA:</code> <code>0x40</code> • <code>OO_LOCKHANDLE:</code> <code>0x80</code> • <code>OO_QUEUABLE</code> <code>0x100</code> • <code>OO_NOT_QUEUABLE</code> <code>0x200</code> • <code>OO_DEFERRED_CONSTRAINTS</code> <code>0x400</code> • <code>OO_DISABLE_FK</code> 	Type of flags.

Name	Type	Description
	0x800 • OO_NOWAIT 0x1000	
abortOption	AbortOption	An operation-specific abort option; necessary only if the default abortoption behavior is not satisfactory.
extraGetValue	GetValueSpec	Extra column values to be read.
numExtraGetValue	UInt32	Number of extra column values to be read.
extraSetValue	SetValueSpec	Extra column values to be set.
numExtraSetValue	UInt32	Number of extra column values to be set.
partitionId	UInt32	Limit the scan to the partition having this ID; alternatively, you can supply an PartitionSpec here. For index scans, partitioning information can be supplied for each range.
interpretedCode	InterpretedCode	Interpreted code to execute as part of the scan.
anyValue	UInt32	An anyValue to be used with this operation. This is used by NDB Cluster Replication to store the SQL node's server ID. By starting the SQL node with the <code>--server-id-bits</code> option (which causes only some of the bits in the <code>server_id</code> to be used for uniquely identifying it) set to less than 32, the remaining bits can be used to store user data.
customData	void*	Data pointer to associate with this operation.
partitionInfo	PartitionSpec	Partition information for bounding this scan.
sizeOfPartInfo	UInt32	Size of the bounding partition information.

For more information, see [Section 2.3.22, “The NdbRecord Interface”](#).

NdbOperation::read_attr()

Description

Read an attribute identified by name or ID into a register.

Signature

```
int read_attr
(
    const char* anAttrName,
    UInt32 RegDest
)
```

```
int read_attr
(
    Uint32 anAttrId,
    Uint32 RegDest
)
```

Parameters	<i>anAttrName</i>	Attribute name. Use this or the attribute ID.
	<i>anAttrId</i>	Attribute ID. Use this or the name of the attribute.
	<i>RegDest</i>	Destination register.
Return value	On success, 0; otherwise, -1.	

NdbOperation::readTuple()

Description This method defines the `NdbOperation` as a `READ` operation. When the `NdbTransaction::execute()` method is invoked, the operation reads a tuple.

Signature

```
virtual int readTuple
(
    LockMode mode
)
```

Parameters *mode* specifies the locking mode used by the read operation. See `NdbOperation::LockMode`, for possible values.

Return value Returns 0 on success, -1 on failure.

NdbOperation::ret_sub()

Description Return from an interpreted program subroutine.

Signature

```
int ret_sub
(
    void
)
```

Parameters *none*.

Return value 0 on success, -1 otherwise.

NdbOperation::setValue()

Description This method defines an attribute to be set or updated.

There are a number of `NdbOperation::setValue()` methods that take a certain type as input (pass by value rather than passing a pointer). It is the responsibility of the application programmer to use the correct types.

The NDB API does check that the application sends a correct length to the interface as given in the length parameter. A `char*` value can contain any data type or any type of array. If the length is not provided, or if it is set to zero, then the API assumes that the pointer is correct, and does not check it.

To set a `NULL` value, use the following construct:

```
setValue("ATTR_NAME", (char*)NULL);
```

When you use `insertTuple()`, the NDB API automatically detects that it is supposed to use `equal()` instead.

In addition, it is not necessary when using `insertTuple()` to use `setValue()` on key attributes before other attributes.

Signature

There are 14 versions of `NdbOperation::setValue()`, each with slightly different parameters, as listed here:

```
int setValue
(
    const char* name,
    const char* value
)

int setValue
(
    const char* name,
    Int32      value
)

int setValue
(
    const char* name,
    UInt32     value
)

int setValue
(
    const char* name,
    Int64      value
)

int setValue
(
    const char* name,
    UInt64     value
)

int setValue
(
    const char* name,
    float      value
)

int setValue
(
    const char* name,
    double     value
)

int setValue
(
    UInt32     id,
    const char* value
)

int setValue
(
    UInt32 id,
    Int32  value
)

int setValue
(
    UInt32 id,
    UInt32 value
)

int setValue
```

```

(
    Uint32 id,
    Int64 value
)

int setValue
(
    Uint32 id,
    Uint64 value
)

int setValue
(
    Uint32 id,
    float value
)

int setValue
(
    Uint32 id,
    double value
)

```

Parameters

This method requires the following two parameters:

- The first parameter identifies the attribute to be set, and may be either one of the following:
 1. The attribute *name* (a string)
 2. The attribute *id* (an unsigned 32-bit integer)
- The second parameter is the *value* to which the attribute is to be set; its type may be any one of the following 7 types:
 1. String (`const char*`)
 2. 32-bit integer
 3. Unsigned 32-bit integer
 4. 64-bit integer
 5. Unsigned 64-bit integer
 6. Double
 7. Float

See [NdbOperation::equal\(\)](#), for important information regarding the value's format and length.

Return value

Returns `-1` in the event of failure.

NdbOperation::SetValueSpec

This section provides information about the [SetValueSpec](#) data structure.

Parent class

[NdbOperation](#)

Description

This structure is used to specify an extra value to set as part of an [NdbRecord](#) operation.

Members

The elements making up this structure are shown in the following table:

Table 2.55 NdbOperation::SetValueSpec attributes, with types and descriptions

Name	Type	Description
<code>column</code>	<code>Column</code>	To specify an extra value to read, the caller must provide this, as well as (optionally <code>NULL</code>) <code>appStorage</code> pointer.
<code>value</code>	<code>void*</code>	This must point to the value to be set, or to <code>NULL</code> if the attribute is to be set to <code>NULL</code> . The value pointed to is copied when the operation is defined, and need not remain in place until execution time.

Blob values cannot be set using `SetValueSpec`.

For more information, see [Section 2.3.22, “The NdbRecord Interface”](#).

NdbOperation::sub_reg()

Description

Store difference of two register values in a third register.

Signature

```
int sub_reg
(
    Uint32 RegSource1,
    Uint32 RegSource2,
    Uint32 RegDest
)
```

Parameters

param

`RegSource1`

Register contain value to be subtracted.

`RegSource2`

Register contain value to be subtracted from.

`RegDest`

Register in which to store the result.

Return value 0 on success, otherwise -1.

NdbOperation::subValue()

Description Interpreted program instruction which subtracts a value from an attribute in an interpreted operation. The attribute can be specified by name or by ID. Thus, there are four versions of this method having slightly different parameters, as shown under *Signature*.

As with `incValue()`, this instruction uses registers 6 and 7, and overwrites these registers in the course of its operation.

For scans and `NdbRecord` operations, use the `NdbInterpretedCode` interface instead.

Signature

```
int subValue
(
    const char* anAttrName,
    Uint32 aValue
)
```

```
int subValue
(
    const char* anAttrName,
    Uint64 aValue
)
```

```
int subValue
(
    Uint32 anAttrId,
    Uint32 aValue
)
```

```
int subValue
(
    Uint32 anAttrId,
    Uint64 aValue
)
```

Parameters

`anAttrName`

Name of the attribute

`anAttrId`

The attribute ID

`aValue`

The value to be subtracted; this can be a 32-bit or 64-bit integer.

Return value 0 on success, -1 otherwise.

NdbOperation::Type

This section provides information about the `Type` data type.

Description `Type` is used to describe the operation access type. Each access type is supported by `NdbOperation` or one of its subclasses, as shown in the following table:

Enumeration values Possible values are shown, along with descriptions, in the following table:

Table 2.56 NdbOperation::Type data type values and descriptions

Name	Description
<code>PrimaryKeyAccess</code>	A read, insert, update, or delete operation using primary key

Name	Description
UniqueIndexAccess	A read, update, or delete operation using a unique index
TableScan	A full table scan
OrderedIndexScan	An ordered index scan

NdbOperation::updateTuple()

Description	This method defines the NdbOperation as an UPDATE operation. When the NdbTransaction::execute() method is invoked, the operation updates a tuple found in the table.
Signature	<pre>virtual int updateTuple (void)</pre>
Parameters	<i>None.</i>
Return value	Returns 0 on success, -1 on failure.

NdbOperation::write_attr()

Description	Write an attribute value from a register. The attribute to be written can be specified by name or ID.						
Signature	<pre>int write_attr (const char* anAttrName, Uint32 RegSource) int write_attr (Uint32 anAttrId, Uint32 RegSource)</pre>						
Parameters	<table> <tr> <td>anAttrName</td> <td>Attribute name. Use this or the attribute ID.</td> </tr> <tr> <td>anAttrId</td> <td>Attribute ID. Use this or the name of the attribute.</td> </tr> <tr> <td>RegSource</td> <td>Source register.</td> </tr> </table>	anAttrName	Attribute name. Use this or the attribute ID.	anAttrId	Attribute ID. Use this or the name of the attribute.	RegSource	Source register.
anAttrName	Attribute name. Use this or the attribute ID.						
anAttrId	Attribute ID. Use this or the name of the attribute.						
RegSource	Source register.						
Return value	Returns 0 on success; otherwise, returns -1 .						

NdbOperation::writeTuple()

Description	This method defines the NdbOperation as a WRITE operation. When the NdbTransaction::execute() method is invoked, the operation writes a tuple to the table. If the tuple already exists, it is updated; otherwise an insert takes place.
Signature	<pre>virtual int writeTuple (void)</pre>
Parameters	<i>None.</i>
Return value	Returns 0 on success, -1 on failure.

2.3.21 The NdbRecAttr Class

This section provides information about the `NdbRecAttr` class.

- [NdbRecAttr Class Overview](#)
- `~NdbRecAttr()`
- `NdbRecAttr::aRef()`
- `NdbRecAttr::char_value()`
- `NdbRecAttr::clone()`
- `NdbRecAttr::double_value()`
- `NdbRecAttr::float_value()`
- `NdbRecAttr::get_size_in_bytes()`
- `NdbRecAttr::getColumn()`
- `NdbRecAttr::getType()`
- `NdbRecAttr::int8_value()`
- `NdbRecAttr::int32_value()`
- `NdbRecAttr::int64_value()`
- `NdbRecAttr::isNULL()`
- `NdbRecAttr::medium_value()`
- `NdbRecAttr::short_value()`
- `NdbRecAttr::u_8_value()`
- `NdbRecAttr::u_32_value()`
- `NdbRecAttr::u_64_value()`
- `NdbRecAttr::u_char_value()`
- `NdbRecAttr::u_medium_value()`
- `NdbRecAttr::u_short_value()`

NdbRecAttr Class Overview

Parent class *None*

Child classes *None*

Description `NdbRecAttr` contains the value of an attribute. An `NdbRecAttr` object is used to store an attribute value after it has been retrieved using the `NdbOperation::getValue()` method. This object is allocated by the NDB API. A brief example is shown here:

```
MyRecAttr = MyOperation->getValue("ATTR2", NULL);

if(MyRecAttr == NULL)
    goto error;

if(MyTransaction->execute(Commit) == -1)
    goto error;

ndbout << MyRecAttr->u_32_value();
```

For additional examples, see [Section 2.5.2, “NDB API Example Using Synchronous Transactions”](#).

An `NdbRecAttr` object is instantiated with its value only when `NdbTransaction::execute()` is invoked. Prior to this, the value is undefined. (Use `NdbRecAttr::isNULL()` to check whether the value is defined.) This means that an `NdbRecAttr` object has valid information only between the times that `NdbTransaction::execute()` and `Ndb::closeTransaction()` are called. The value of the `NULL` indicator is `-1` until the `NdbTransaction::execute()` method is invoked.

Methods

`NdbRecAttr` has a number of methods for retrieving values of various simple types directly from an instance of this class.

It is also possible to obtain a reference to the value regardless of its actual type, by using `NdbRecAttr::aRef()`; however, you should be aware that this is not type-safe, and requires a cast from the user.

The following table lists all of the public methods of this class and the purpose or use of each method:

Table 2.57 NdbRecAttr class methods and descriptions

Name	Description
<code>~NdbRecAttr()</code>	Destructor method
<code>aRef()</code>	Gets a pointer to the attribute value
<code>char_value()</code>	Retrieves a <code>Char</code> attribute value
<code>clone()</code>	Makes a deep copy of the <code>RecAttr</code> object
<code>double_value()</code>	Retrieves a <code>Double</code> attribute value, as a double (8 bytes)
<code>float_value()</code>	Retrieves a <code>Float</code> attribute value, as a float (4 bytes)
<code>get_size_in_bytes()</code>	Gets the size of the attribute, in bytes
<code>getColumn()</code>	Gets the column to which the attribute belongs
<code>getType()</code>	Gets the attribute's type (<code>Column::Type</code>)
<code>isNULL()</code>	Tests whether the attribute is <code>NULL</code>
<code>int8_value()</code>	Retrieves a <code>Tinyint</code> attribute value, as an 8-bit integer
<code>int32_value()</code>	Retrieves an <code>Int</code> attribute value, as a 32-bit integer
<code>int64_value()</code>	Retrieves a <code>Bigint</code> attribute value, as a 64-bit integer
<code>medium_value()</code>	Retrieves a <code>Mediumint</code> attribute value, as a 32-bit integer
<code>short_value()</code>	Retrieves a <code>Smallint</code> attribute value, as a 16-bit integer
<code>u_8_value()</code>	Retrieves a <code>Tinyunsigned</code> attribute value, as an unsigned 8-bit integer

Name	Description
<code>u_32_value()</code>	Retrieves an <code>Unsigned</code> attribute value, as an unsigned 32-bit integer
<code>u_64_value()</code>	Retrieves a <code>Bigunsigned</code> attribute value, as an unsigned 64-bit integer
<code>u_char_value()</code>	Retrieves a <code>Char</code> attribute value, as an unsigned <code>char</code>
<code>u_medium_value()</code>	Retrieves a <code>Mediumunsigned</code> attribute value, as an unsigned 32-bit integer
<code>u_short_value()</code>	Retrieves a <code>Smallunsigned</code> attribute value, as an unsigned 16-bit integer

The `NdbRecAttr` class has no public constructor; an instance of this object is created using `NdbTransaction::execute()`. For information about the destructor, which is public, see [~NdbRecAttr\(\)](#).

Types

The `NdbRecAttr` class defines no public types.

~NdbRecAttr()

Description

The `NdbRecAttr` class destructor method.

You should delete only copies of `NdbRecAttr` objects that were created in your application using the `clone()` method.

Signature

```
~NdbRecAttr
(
    void
)
```

Parameters

None.

Return value

None.

NdbRecAttr::aRef()

Description

This method is used to obtain a reference to an attribute value, as a `char` pointer. This pointer is aligned appropriately for the data type. The memory is released by the NDB API when `NdbTransaction::close()` is executed on the transaction which read the value.

Signature

```
char* aRef
(
    void
) const
```

Parameters

A pointer to the attribute value. Because this pointer is constant, this method can be called anytime after `NdbOperation::getValue()` has been called.

Return value

None.

NdbRecAttr::char_value()

Description

This method gets a `Char` value stored in an `NdbRecAttr` object, and returns it as a `char`.

Signature

```
char char_value
(
```

```
void
) const
```

Parameters

None.

Return value

A `char` value.**NdbRecAttr::clone()**

Description

This method creates a deep copy of an `NdbRecAttr` object.

The copy created by this method should be deleted by the application when no longer needed.

Signature

```
NdbRecAttr* clone
(
    void
) const
```

Parameters

None.

Return value

An `NdbRecAttr` object. This is a complete copy of the original, including all data.**NdbRecAttr::double_value()**

Description

This method gets a `Double` value stored in an `NdbRecAttr` object, and returns it as a double.

Signature

```
double double_value
(
    void
) const
```

Parameters

None.

Return value

A double (8 bytes).

NdbRecAttr::float_value()

Description

This method gets a `Float` value stored in an `NdbRecAttr` object, and returns it as a float.

Signature

```
float float_value
(
    void
) const
```

Parameters

None.

Return value

A float (4 bytes).

NdbRecAttr::get_size_in_bytes()

Description

You can use this method to obtain the size of an attribute (element).

Signature

```
UInt32 get_size_in_bytes
(
    void
) const
```

Parameters

None.

Return value

The attribute size in bytes, as an unsigned 32-bit integer.

NdbRecAttr::getColumn()

Description

This method is used to obtain the column to which the attribute belongs.

Signature

```
const NdbDictionary::Column* getColumn
(
    void
) const
```

Parameters

None.

Return value

A pointer to a [Column](#) object.**NdbRecAttr::getType()**

Description

This method is used to obtain the column's data type.

Signature

```
NdbDictionary::Column::Type getType
(
    void
) const
```

Parameters

None.

Return value

A [Column::Type](#) value.**NdbRecAttr::int8_value()**

Description

This method gets a [Small](#) value stored in an [NdbRecAttr](#) object, and returns it as an 8-bit signed integer.

Signature

```
Int8 int8_value
(
    void
) const
```

Parameters

None.

Return value

An 8-bit signed integer.

NdbRecAttr::int32_value()

Description

This method gets an [Int](#) value stored in an [NdbRecAttr](#) object, and returns it as a 32-bit signed integer.

Signature

```
Int32 int32_value
(
    void
) const
```

Parameters

None.

Return value

A 32-bit signed integer.

NdbRecAttr::int64_value()

Description

This method gets a [Bigint](#) value stored in an [NdbRecAttr](#) object, and returns it as a 64-bit signed integer.

Signature

```
Int64 int64_value
(
    void
) const
```

Parameters

None.

Return value A 64-bit signed integer.

NdbRecAttr::isNULL()

Description This method checks whether a given attribute value is [NULL](#).

Signature

```
int isNULL
(
    void
) const
```

Parameters *None*.

Return value One of the following three values:

- **-1**: The attribute value is not defined due to an error.
- **0**: The attribute value is defined, but is not [NULL](#).
- **1**: The attribute value is defined and is [NULL](#).

In the event that `NdbTransaction::execute()` has not yet been called, the value returned by `isNULL()` is not determined.

NdbRecAttr::medium_value()

Description Gets the value of a [Mediumint](#) value stored in an [NdbRecAttr](#) object, and returns it as a 32-bit signed integer.

Signature

```
Int32 medium_value
(
    void
) const
```

Parameters *None*.

Return value A 32-bit signed integer.

NdbRecAttr::short_value()

Description This method gets a [Smallint](#) value stored in an [NdbRecAttr](#) object, and returns it as a 16-bit signed integer (short).

Signature

```
short short_value
(
    void
) const
```

Parameters *None*.

Return value A 16-bit signed integer.

NdbRecAttr::u_8_value()

Description This method gets a [Smallunsigned](#) value stored in an [NdbRecAttr](#) object, and returns it as an 8-bit unsigned integer.

Signature

```
UInt8 u_8_value
(
    void
) const
```

Parameters *None*.

Return value An 8-bit unsigned integer.

NdbRecAttr::u_32_value()

Description	This method gets an Unsigned value stored in an NdbRecAttr object, and returns it as a 32-bit unsigned integer.
Signature	<pre>UInt32 u_32_value (void) const</pre>
Parameters	<i>None.</i>
Return value	A 32-bit unsigned integer.

NdbRecAttr::u_64_value()

Description	This method gets a Bigunsigned value stored in an NdbRecAttr object, and returns it as a 64-bit unsigned integer.
Signature	<pre>UInt64 u_64_value (void) const</pre>
Parameters	<i>None.</i>
Return value	A 64-bit unsigned integer.

NdbRecAttr::u_char_value()

Description	This method gets a Char value stored in an NdbRecAttr object, and returns it as an unsigned char .
Signature	<pre>UInt8 u_char_value (void) const</pre>
Parameters	<i>None.</i>
Return value	An 8-bit unsigned char value.

NdbRecAttr::u_medium_value()

Description	This method gets an Mediumunsigned value stored in an NdbRecAttr object, and returns it as a 32-bit unsigned integer.
Signature	<pre>UInt32 u_medium_value (void) const</pre>
Parameters	<i>None.</i>
Return value	A 32-bit unsigned integer.

NdbRecAttr::u_short_value()

Description	This method gets a Smallunsigned value stored in an NdbRecAttr object, and returns it as a 16-bit (short) unsigned integer.
Signature	<pre>UInt16 u_short_value (void</pre>

```
) const
```

Parameters	<i>None.</i>
Return value	A short (16-bit) unsigned integer.

2.3.22 The NdbRecord Interface

This section provides information about the `NdbRecord` interface.

Decription	<code>NdbRecord</code> is an interface which provides a mapping to a full or a partial record stored in <code>NDB</code> . In the latter case, it can be used in conjunction with a bitmap to assist in access.
Parent	<i>None.</i>
Methods	<i>None.</i>
Types	<i>None.</i>

`NdbRecord` has no API methods of its own; rather, it acts as a handle that can be passed between various method calls for use in many different sorts of operations, including the following:

- Unique key reads and primary key reads
- Table scans and index scans
- DML operations involving unique keys or primary keys
- Operations involving index bounds

The same `NdbRecord` can be used simultaneously in multiple operations, transactions, and threads.

An `NdbRecord` can be created in NDB API programs by calling `Dictionary::createRecord()`. In addition, a number of NDB API methods have additional declarations that enable the programmer to leverage `NdbRecord`:

- `NdbScanOperation::nextResult()`
- `NdbScanOperation::lockCurrentTuple()`
- `NdbScanOperation::updateCurrentTuple()`
- `NdbScanOperation::deleteCurrentTuple()`
- `Dictionary::createRecord()`
- `Dictionary::releaseRecord()`
- `NdbTransaction::readTuple()`
- `NdbTransaction::insertTuple()`
- `NdbTransaction::updateTuple()`
- `NdbTransaction::writeTuple()`
- `NdbTransaction::deleteTuple()`
- `NdbTransaction::scanTable()`
- `NdbTransaction::scanIndex()`

The following members of `NdbIndexScanOperation` and `NdbDictionary` can also be used with `NdbRecord` scans:

- [IndexBound](#) is a structure used to describe index scan bounds.
- [RecordSpecification](#) is a structure used to specify columns and range offsets.

You can also use [NdbRecord](#) in conjunction with the [PartitionSpec](#) structure to perform scans that take advantage of partition pruning, using [NdbIndexScanOperation::setBound\(\)](#).

2.3.23 The NdbScanFilter Class

This section provides information about the [NdbScanFilter](#) class.

- [NdbScanFilter Class Overview](#)
- [NdbScanFilter::begin\(\)](#)
- [NdbScanFilter::BinaryCondition](#)
- [NdbScanFilter::cmp\(\)](#)
- [NdbScanFilter::cmp_param\(\)](#)
- [NdbScanFilter Constructor](#)
- [NdbScanFilter::end\(\)](#)
- [NdbScanFilter::eq\(\)](#)
- [NdbScanFilter::isfalse\(\)](#)
- [NdbScanFilter::isnotnull\(\)](#)
- [NdbScanFilter::isnull\(\)](#)
- [NdbScanFilter::istrue\(\)](#)
- [NdbScanFilter::ge\(\)](#)
- [NdbScanFilter::getNdbError\(\)](#)
- [NdbScanFilter::getNdbOperation\(\)](#)
- [NdbScanFilter::Group](#)
- [NdbScanFilter::gt\(\)](#)
- [NdbScanFilter::le\(\)](#)
- [NdbScanFilter::lt\(\)](#)
- [NdbScanFilter::ne\(\)](#)
- [NdbScanFilter::reset\(\)](#)
- [NdbScanFilter::setSqlCmpSemantics\(\)](#)

NdbScanFilter Class Overview

Parent class	<i>None</i>
Child classes	<i>None</i>
Description	NdbScanFilter provides an alternative means of specifying filters for scan operations.

Because development of this interface is ongoing, the characteristics of the `NdbScanFilter` class are subject to change in future releases.

Methods

The following table lists the public methods of this class and the purpose or use of each method:

Table 2.58 NdbScanFilter class methods and descriptions

Name	Description
<code>NdbScanFilter()</code>	Constructor method
<code>~NdbScanFilter()</code>	Destructor method
<code>begin()</code>	Begins a compound (set of conditions)
<code>cmp()</code>	Compares a column value with an arbitrary value
<code>cmp_param()</code>	Compares a column value with the value of a supplied parameter
<code>end()</code>	Ends a compound
<code>eq()</code>	Tests for equality
<code>ge()</code>	Tests for a greater-than-or-equal condition
<code>getNdbError()</code>	Provides access to error information
<code>getNdbOperation()</code>	Gets the associated <code>NdbOperation</code>
<code>gt()</code>	Tests for a greater-than condition
<code>isfalse()</code>	Defines a term in a compound as <code>FALSE</code>
<code>isnotnull()</code>	Tests whether a column value is not <code>NULL</code>
<code>isnull()</code>	Tests whether a column value is <code>NULL</code>
<code>istrue()</code>	Defines a term in a compound as <code>TRUE</code>
<code>le()</code>	Tests for a less-than-or-equal condition
<code>lt()</code>	Tests for a less-than condition
<code>ne()</code>	Tests for inequality
<code>reset()</code>	Resets this <code>NdbScanFilter</code> object
<code>setSqlCmpSemantics()</code>	Forces use of SQL-compliant <code>NULL</code> comparison handling

Types

The `NdbScanFilter` class defines two public types:

- `BinaryCondition`: The type of condition, such as lower bound or upper bound.
- `Group`: A logical grouping operator, such as `AND` or `OR`.

NdbScanFilter Integer Comparison Methods. `NdbScanFilter` provides several convenience methods which can be used in lieu of the `cmp()` method when the arbitrary value to be compared is an integer: `eq()`, `ge()`, `gt()`, `le()`, `lt()`, and `ne()`.

Each of these methods is essentially a wrapper for `cmp()` that includes an appropriate value of `BinaryCondition` for that method's `condition` parameter; for example, `NdbScanFilter::eq()` is defined like this:

```
int eq(int columnId, Uint32 value)
{
```

```
return cmp(BinaryCondition::COND_EQ, columnId, &value, 4);
}
```

NdbScanFilter::begin()

Description This method is used to start a compound, and specifies the logical operator used to group the conditions making up the compound. The default is [AND](#).

Signature

```
int begin
(
    Group group = AND
)
```

Parameters A `Group` value: one of [AND](#), [OR](#), [NAND](#), or [NOR](#). See [NdbScanFilter::Group](#), for additional information.

Return value 0 on success, -1 on failure.

NdbScanFilter::BinaryCondition

This section provides information about the `BinaryCondition` data type.

Description This type represents a condition based on the comparison of a column value with some arbitrary value—that is, a bound condition. A value of this type is used as the first argument to the `cmp()` method.

When used in comparisons with [COND_EQ](#), [COND_NE](#), [COND_LT](#), [COND_LE](#), [COND_GT](#), or [COND_GE](#), fixed-length character and binary column values must be prefixed with the column size, and must be padded to length. This is not necessary for such values when used in [COND_LIKE](#), [COND_NOTLIKE](#), [COL_AND_MASK_EQ_MASK](#), [COL_AND_MASK_NE_MASK](#), [COL_AND_MASK_EQ_ZERO](#), or [COL_AND_MASK_NE_ZERO](#) comparisons.

Strings compared using [COND_LIKE](#) and [COND_NOTLIKE](#) can use the pattern metacharacters `%` and `_`. See [NdbScanFilter::cmp\(\)](#), for more information.

The `BIT` comparison operators are [COL_AND_MASK_EQ_MASK](#), [COL_AND_MASK_NE_MASK](#), [COL_AND_MASK_EQ_ZERO](#), and [COL_AND_MASK_NE_ZERO](#). Corresponding methods are available for [NdbInterpretedCode](#) and [NdbOperation](#); for more information about these methods, see [NdbInterpretedCode Bitwise Comparison Operations](#).

Enumeration values Possible values are shown, along with descriptions, in the following table:

Table 2.59 NdbScanFilter data type values and descriptions

Name	Description	Column type compared
COND_EQ	Equality (=)	any
COND_NE	Inequality (<> or !=)	any
COND_LE	Lower bound (<=)	any
COND_LT	Strict lower bound (<)	any
COND_GE	Upper bound (>=)	any

Name	Description	Column type compared
COND_GT	Strict upper bound (>)	any
COND_LIKE	LIKE condition	string or binary
COND_NOTLIKE	NOT LIKE condition	string or binary
COL_AND_MASK_EQ_MASK	Column value ANDed with bitmask is equal to bitmask	BIT
COL_AND_MASK_NE_MASK	Column value ANDed with bitmask is not equal to bitmask	BIT
COL_AND_MASK_EQ_ZERO	Column value ANDed with bitmask is equal to zero	BIT
COL_AND_MASK_NE_ZERO	Column value ANDed with bitmask is not equal to zero	BIT

NdbScanFilter::cmp()

Description

This method is used to define a comparison between a given value and the value of a column. In NDB 8.0, it can also be used to compare two columns. (This method does not actually execute the comparison, which is done later when performing the scan for which this `NdbScanFilter` is defined.)

In many cases, where the value to be compared is an integer, you can instead use one of several convenience methods provided by `NdbScanFilter` for this purpose. See [NdbScanFilter Integer Comparison Methods](#).

Signature

```
int cmp
(
    BinaryCondition condition,
    int columnId,
    const void* value,
    UInt32 length = 0
)
```

Additionally, in NDB 8.0:

```
int cmp
(
    BinaryCondition condition,
    int ColumnId1,
    int ColumnId2
)
```

Parameters

When used to compare a value with a column, this method takes the following parameters:

- *condition*: This represents the condition to be tested which compares the value of the column having the column ID *columnID* with some arbitrary value. The *condition* is a `BinaryCondition` value; for permitted values and the relations that they represent, see [NdbScanFilter::BinaryCondition](#).

The *condition* values `COND_LIKE` or `COND_NOTLIKE` are used to compare a column value with a string pattern.

- *columnId*: This is the column's identifier, which can be obtained using the `Column::getColumnNo()` method.
- *value*: The value to be compared, represented as a pointer to `void`.

When using a `COND_LIKE` or `COND_NOTLIKE` comparison condition, the *value* is treated as a string pattern. This string must not be padded or use a prefix. The string *value* can include the pattern metacharacters or “wildcard” characters `%` and `_`, which have the meanings shown here:

Table 2.60 Pattern metacharacters used with `COND_LIKE` and `COND_NOTLIKE` comparisons

Metacharacter	Description
<code>%</code>	Matches zero or more characters
<code>_</code>	Matches exactly one character

To match against a literal “%” or “_” character, use the backslash (`\`) as an escape character. To match a literal “\” character, use `\\`.

These are the same wildcard characters that are supported by the SQL `LIKE` and `NOT LIKE` operators, and are interpreted in the same way. See [String Comparison Functions and Operators](#), for more information.

- *length*: The length of the value to be compared. The default value is `0`. Using `0` for the *length* has the same effect as comparing to `NULL`, that is using the `isnull()` method.

When used to compare two columns, `cmp()` takes the following parameters:

- *condition*: The condition to be tested when comparing the columns. The condition may be any one of the `BinaryCondition` values `EQ`, `NE`, `LT`, `LE`, `GT`, or `GE`. Other values are not accepted.
- *columnID1*: ID of the first of the two columns to be compared.
- *columnID2*: ID of the second column.

Columns being compared using this method must be of exactly the same type. This includes length, precision, scale, and all other particulars.

Return value

This method returns an integer: `0` on success, and `-1` on failure.

NdbScanFilter::cmp_param()

Description

This method is used to define a comparison between the value of a column and that of a parameter having the specified ID. The comparison is actually performed later when executing the scan for which this `NdbScanFilter` is defined.

This method was added in NDB 8.0.27.

Signature	<pre>int cmp_param() (BinaryCondition <i>condition</i>, int <i>colId</i>, int <i>paramId</i>)</pre>
Parameters	<p>When used to compare a value with a column, this method takes the following parameters:</p> <ul style="list-style-type: none"> • <i>condition</i>: This represents the condition to be tested which compares the value of the column having the column ID <i>columnID</i> with some arbitrary value. The <i>condition</i> is a BinaryCondition value; for permitted values and the relations that they represent, see NdbScanFilter::BinaryCondition. <p>The <i>condition</i> values <code>COND_LIKE</code> or <code>COND_NOTLIKE</code> are used to compare a column value with a string pattern.</p> <ul style="list-style-type: none"> • <i>colId</i>: This is the column's identifier, which can be obtained using the <code>Column::getColumnNo()</code> method. • <i>paramId</i>: The ID of the parameter whose value is to be compared. <p>Values being compared using this method must be of exactly the same type. This includes length, precision, scale, and all other particulars.</p>
Return value	This method returns an integer: <code>0</code> on success, and <code>-1</code> on failure.

NdbScanFilter Constructor

Description	This is the constructor method for NdbScanFilter , and creates a new instance of the class.
Signature	<pre>NdbScanFilter (class NdbOperation* <i>op</i>)</pre>
Parameters	This method takes a single parameter, a pointer to the NdbOperation to which the filter applies.
Return value	A new instance of NdbScanFilter .
Destructor	The destructor takes no arguments and does not return a value. It should be called to remove the NdbScanFilter object when it is no longer needed.

NdbScanFilter::end()

Description	This method completes a compound, signalling that there are no more conditions to be added to it.
Signature	<pre>int end (void)</pre>
Parameters	<i>None</i> .
Return value	Returns <code>0</code> on success, or <code>-1</code> on failure.

NdbScanFilter::eq()

Description This method is used to perform an equality test on a column value and an integer.

Signature

```
int eq
(
    int ColId,
    UInt32 value
)
```

or

```
int eq
(
    int ColId,
    UInt64 value
)
```

Parameters

This method takes two parameters, listed here:

- The ID (*ColId*) of the column whose value is to be tested
- An integer with which to compare the column value; this integer may be either 32-bit or 64-bit, and is unsigned in either case.

Return value

Returns 0 on success, or -1 on failure.

NdbScanFilter::isfalse()

Description

Defines a term of the current group as [FALSE](#).

Signature

```
int isfalse
(
    void
)
```

Parameters

None.

Return value

0 on success, or -1 on failure.

NdbScanFilter::isnotnull()

Description

This method is used to check whether a column value is not [NULL](#).

Signature

```
int isnotnull
(
    int ColId
)
```

Parameters

The ID of the column whose value is to be tested.

Return value

Returns 0, if the column value is not [NULL](#).

NdbScanFilter::isnull()

Description

This method is used to check whether a column value is [NULL](#).

Signature

```
int isnull
(
    int ColId
)
```

Parameters

The ID of the column whose value is to be tested.

Return value

Returns 0, if the column value is [NULL](#).

NdbScanFilter::istrue()

Description

Defines a term of the current group as [TRUE](#).

Signature

```
int istrue
(
    void
)
```

Parameters

None.

Return value

Returns `0` on success, `-1` on failure.**NdbScanFilter::ge()**

Description

This method is used to perform a greater-than-or-equal test on a column value and an integer.

Signature

This method accepts both 32-bit and 64-bit values, as shown here:

```
int ge
(
    int ColId,
    Uint32 value
)

int ge
(
    int ColId,
    Uint64 value
)
```

Parameters

Like `eq()`, `lt()`, `le()`, and the other `NdbScanFilter` methods of this type, this method takes two parameters:

- The ID (`ColId`) of the column whose value is to be tested
- An integer with which to compare the column value; this integer may be either 32-bit or 64-bit, and is unsigned in either case.

Return value

`0` on success; `-1` on failure.**NdbScanFilter::getNdbError()**

Description

Because errors encountered when building an `NdbScanFilter` do not propagate to any involved `NdbOperation` object, it is necessary to use this method to access error information.

Signature

```
const NdbError& getNdbError
(
    void
)
```

Parameters

None.

Return value

A reference to an `NdbError`.**NdbScanFilter::getNdbOperation()**

Description

If the `NdbScanFilter` was constructed with an `NdbOperation`, this method can be used to obtain a pointer to that `NdbOperation` object.

Signature

```
NdbOperation* getNdbOperation
(
    void
)
```

Parameters

None.

Return value A pointer to the [NdbOperation](#) associated with this [NdbScanFilter](#), if there is one. Otherwise, `NULL`.

NdbScanFilter::Group

This section provides information about the [Group](#) data type.

Description This type is used to describe logical (grouping) operators, and is used with the `begin()` method. (See [NdbScanFilter::begin\(\)](#).)

Enumeration values Possible values are shown, along with descriptions, in the following table:

Table 2.61 NdbScanFilter::Group data type values and descriptions

Value	Description
<code>AND</code>	Logical AND: <code>A AND B AND C</code>
<code>OR</code>	Logical OR: <code>A OR B OR C</code>
<code>NAND</code>	Logical NOT AND: <code>NOT (A AND B AND C)</code>
<code>NOR</code>	Logical NOT OR: <code>NOT (A OR B OR C)</code>

NdbScanFilter::gt()

Description This method is used to perform a greater-than (strict upper bound) test on a column value and an integer.

Signature This method accommodates both 32-bit and 64-bit values:

```
int gt
(
    int ColId,
    UInt32 value
)

int gt
(
    int ColId,
    UInt64 value
)
```

Parameters Like the other [NdbScanFilter](#) methods of this type, this method takes two parameters:

- The ID (`ColId`) of the column whose value is to be tested
- An integer with which to compare the column value; this integer may be either 32-bit or 64-bit, and is unsigned in either case.

Return value `0` on success; `-1` on failure.

NdbScanFilter::le()

Description This method is used to perform a less-than-or-equal test on a column value and an integer.

Signature This method has two variants, to accommodate 32-bit and 64-bit values:

```
int le
(
```

```

    int    ColId,
    Uint32 value
)

int le
(
    int    ColId,
    Uint64 value
)

```

Parameters

Like the other `NdbScanFilter` methods of this type, this method takes two parameters:

- The ID (`ColId`) of the column whose value is to be tested
- An integer with which to compare the column value; this integer may be either 32-bit or 64-bit, and is unsigned in either case.

Return value

Returns `0` on success, or `-1` on failure.

NdbScanFilter::lt()**Description**

This method is used to perform a less-than (strict lower bound) test on a column value and an integer.

Signature

This method has 32-bit and 64-bit variants, as shown here:

```

int lt
(
    int    ColId,
    Uint32 value
)

int lt
(
    int    ColId,
    Uint64 value
)

```

Parameters

Like `eq()`, `ne()`, and the other `NdbScanFilter` methods of this type, this method takes two parameters, listed here:

- The ID (`ColId`) of the column whose value is to be tested
- An integer with which to compare the column value; this integer may be either 32-bit or 64-bit, and is unsigned in either case.

Return value

Retrturns `0` on success, or `-1` on failure.

NdbScanFilter::ne()**Description**

This method is used to perform an inequality test on a column value and an integer.

Signature

This method has 32-bit and 64-bit variants, as shown here:

```

int ne
(
    int    ColId,
    Uint32 value
)

int ne
(
    int    ColId,
    Uint64 value
)

```

Parameters	Like <code>eq()</code> and the other <code>NdbScanFilter</code> methods of this type, this method takes two parameters: <ul style="list-style-type: none"> • The ID (<code>ColId</code>) of the column whose value is to be tested • An integer with which to compare the column value; this integer may be either 32-bit or 64-bit, and is unsigned in either case.
Return value	Returns <code>0</code> on success, or <code>-1</code> on failure.

NdbScanFilter::reset()

Description	This method resets the <code>NdbScanFilter</code> object, discarding any previous filter definition and error state.
Signature	<pre>void reset (void)</pre>
Parameters	<i>None.</i>
Return value	<i>None.</i>

`reset()` has no effect on the SQL-compliant `NULL` comparison mode set by `setSqlCmpSemantics()`.

This method was added in NDB 8.0.

NdbScanFilter::setSqlCmpSemantics()

Description	<p>Traditionally, when making comparisons involving <code>NULL</code>, <code>NdbScanFilter</code> treats <code>NULL</code> as equal to <code>NULL</code> (and thus considers <code>NULL == NULL</code> to be <code>TRUE</code>). This is not the same as specified by the SQL Standard, which requires that any comparison with <code>NULL</code> return <code>NULL</code>, including <code>NULL == NULL</code>.</p> <p>Beginning with NDB 8.0.26, it is possible to override this behavior by calling this method, which takes no arguments. Doing so causes the next <code>NdbScanFilter</code> object to be created to employ SQL-compliant <code>NULL</code> comparison for all operations for its entire lifetime. This cannot be unset once <code>setSqlCmpSemantics()</code> is called; invoking <code>reset()</code> has no effect in this regard. The effect of this method extends only to the next instance of <code>NdbScanFilter</code> to be created; any subsequent instance uses the traditional comparison mode unless <code>setSqlCmpSemantics()</code> is invoked beforehand.</p> <p>This method has no effect on <code>NULL</code> sorting; <code>NdbScanFilter</code> always considers <code>NULL</code> to be less than any other value.</p>
Signature	<pre>void setSqlCmpSemantics (void)</pre>
Parameters	<i>None</i>
Return value	<i>None</i>

This method was added in NDB 8.0.26.

2.3.24 The NdbScanOperation Class

This section provides information about the `NdbScanOperation` class.

- [NdbScanOperation Class Overview](#)
- [NdbScanOperation::close\(\)](#)
- [NdbScanOperation::deleteCurrentTuple\(\)](#)
- [NdbScanOperation::getNdbTransaction\(\)](#)
- [NdbScanOperation::getPruned\(\)](#)
- [NdbScanOperation::lockCurrentTuple\(\)](#)
- [NdbScanOperation::nextResult\(\)](#)
- [NdbScanOperation::readTuples\(\)](#)
- [NdbScanOperation::restart\(\)](#)
- [NdbScanOperation::ScanFlag](#)
- [NdbScanOperation::ScanOptions](#)
- [NdbScanOperation::updateCurrentTuple\(\)](#)

NdbScanOperation Class Overview

Parent class	NdbOperation
Child classes	NdbIndexScanOperation
Description	The NdbScanOperation class represents a scanning operation used in a transaction. This class inherits from NdbOperation .
Methods	The following table lists the public methods of this class and the purpose or use of each method:

Table 2.62 NdbScanOperation class methods and descriptions

Name	Description
close()	Closes the scan
deleteCurrentTuple()	Deletes the current tuple
lockCurrentTuple()	Locks the current tuple
nextResult()	Gets the next tuple
getNdbTransaction()	Gets the NdbTransaction object for this scan
getPruned()	Used to find out whether this scan is pruned to a single partition
readTuples()	Reads tuples
restart()	Restarts the scan
updateCurrentTuple()	Updates the current tuple

This class has no public constructor. To create an instance of [NdbScanOperation](#), it is necessary to use the [NdbTransaction::getNdbScanOperation\(\)](#) method.

Types	<p>This class defines two public types, which are listed here:</p> <ul style="list-style-type: none"> • ScanFlag • ScanOptions.
-------	---

For more information about the use of `NdbScanOperation`, see [Scan Operations](#), and [Using Scans to Update or Delete Rows](#).

NdbScanOperation::close()

Description	<p>Calling this method closes a scan. Rows returned by this scan are no longer available after the scan has been closed using this method.</p> <p>See Scans with exclusive locks, for information about multiple threads attempting to perform the same scan with an exclusive lock and how this can affect closing the scans.</p>
Signature	<pre>void close (bool <i>forceSend</i> = false, bool <i>releaseOp</i> = false)</pre>
Parameters	<p>This method takes the two parameters listed here:</p> <ul style="list-style-type: none"> • <code>forceSend</code> defaults to <code>false</code>; call <code>close()</code> with this parameter set to <code>true</code> in order to force transactions to be sent. • <code>releaseOp</code> also defaults to <code>false</code>; set this to <code>true</code> in order to release the operation. <p>The buffer allocated by an <code>NdbScanOperation</code> for receiving the scanned rows is released whenever the cursor navigating the result set is closed using the <code>close()</code> method, regardless of the value of the <code>releaseOp</code> argument.</p>
Return value	<i>None.</i>

NdbScanOperation::deleteCurrentTuple()

Description	This method is used to delete the current tuple.
Signature	<pre>const NdbOperation* deleteCurrentTuple (NdbTransaction* <i>takeOverTrans</i>, const NdbRecord* <i>record</i>, char* <i>row</i> = 0, const unsigned char* <i>mask</i> = 0, const NdbOperation::OperationOptions* <i>opts</i> = 0, Uint32 <i>sizeofOpts</i> = 0)</pre> <p>For more information, see Section 2.3.22, “The NdbRecord Interface”.</p>
Parameters	<p>When used with the <code>NdbRecord</code> interface, this method takes the parameters listed here:</p> <ul style="list-style-type: none"> • The transaction (<code>takeOverTrans</code>) that should perform the lock; when using <code>NdbRecord</code> with scans, this parameter is not optional. • The <code>NdbRecord</code> referenced by the scan. This <code>record</code> value is required, even if no records are being read. • The <code>row</code> from which to read. Set this to <code>NULL</code> if no read is to occur.

- The *mask* pointer is optional. If it is present, then only columns for which the corresponding bit in the mask is set are retrieved by the scan.
- `OperationOptions` (*opts*) can be used to provide more finely-grained control of operation definitions. An `OperationOptions` structure is passed with flags indicating which operation definition options are present. Not all operation types support all operation options; the options supported for each type of operation are shown in the following table:

**Table 2.63 Operation types for the NdbRecord
OperationOptions**

Operation type (Method)	OperationOptions Flags Supported
<code>readTuple()</code>	OO_ABORTOPTION, OO_GETVALUE, OO_PARTITION_ID, OO_INTERPRETED
<code>insertTuple()</code>	OO_ABORTOPTION, OO_SETVALUE, OO_PARTITION_ID, OO_ANYVALUE
<code>updateTuple()</code>	OO_ABORTOPTION, OO_SETVALUE, OO_PARTITION_ID, OO_INTERPRETED, OO_ANYVALUE
<code>writeTuple()</code>	OO_ABORTOPTION, OO_SETVALUE, OO_PARTITION_ID, OO_ANYVALUE
<code>deleteTuple()</code>	OO_ABORTOPTION, OO_GETVALUE, OO_PARTITION_ID, OO_INTERPRETED, OO_ANYVALUE

- The optional *sizeOfOptions* parameter is used to preserve backward compatibility of this interface with previous definitions of the `OperationOptions` structure. If an unusual size is detected by the interface implementation, it can use this to determine how to interpret the passed `OperationOptions` structure. To enable this functionality, the caller should pass `sizeof(NdbOperation::OperationOptions)` for the value of this argument.
- If options are specified, their length (*sizeOfOpts*) must be specified as well.

Return value

Returns `0` on success, or `-1` on failure.

NdbScanOperation::getNdbTransaction()

Description

Gets the `NdbTransaction` object for this scan.

Signature

```
NdbTransaction* getNdbTransaction
(
    void
) const
```

Parameters

None.

Return value

A pointer to an `NdbTransaction` object.

NdbScanOperation::getPruned()

Description	This method is used to determine whether or not a given scan operation has been pruned to a single partition. For scans defined using <code>NdbRecord</code> , this method can be called before or after the scan is executed. For scans not defined using <code>NdbRecord</code> , <code>getPruned()</code> is valid only after the scan has been executed.
Signature	<pre>bool getPruned (void) const</pre>
Parameters	<i>None.</i>
Return value	Returns <code>true</code> , if the scan is pruned to a single table partition.

NdbScanOperation::lockCurrentTuple()

Description	This method locks the current tuple.
Signature	This method can be called with an optional single parameter, in either of the two ways shown here:

```
NdbOperation* lockCurrentTuple
(
    void
)

NdbOperation* lockCurrentTuple
(
    NdbTransaction* lockTrans
)
```

The following signature is also supported for this method, when using `NdbRecord`:

```
NdbOperation *lockCurrentTuple
(
    NdbTransaction* takeOverTrans,
    const NdbRecord* record,
    char* row = 0,
    const unsigned char* mask = 0
)
```

This method also supports specifying one or more `OperationOptions` (also when using `NdbRecord`):

```
NdbOperation *lockCurrentTuple
(
    NdbTransaction* takeOverTrans,
    const NdbRecord* record,
    char* row = 0,
    const unsigned char* mask = 0,
    const NdbOperation::OperationOptions* opts = 0,
    UInt32 sizeOfOptions = 0
)
```

Parameters (without <code>NdbRecord</code>)	This method takes a single, optional parameter—the transaction that should perform the lock. If this is omitted, the transaction is the current one.
Parameters (using <code>NdbRecord</code>)	When using the <code>NdbRecord</code> interface, this method takes these parameters, as described in the following list: <ul style="list-style-type: none"> The transaction (<code>takeOverTrans</code>) that should perform the lock; when using <code>NdbRecord</code> with scans, this parameter is not optional.

- The `NdbRecord` referenced by the scan. This is required, even if no records are being read.
- The `row` from which to read. Set this to `NULL` if no read is to occur.
- The `mask` pointer is optional. If it is present, then only columns for which the corresponding bit in the mask is set are retrieved by the scan.
- The `opts` argument can take on any of the following `OperationOptions` values: `OO_ABORTOPTION`, `OO_GETVALUE`, and `OO_ANYVALUE`.
- If options are specified, their length (`sizeofOptions`) must be specified as well.

Calling an `NdbRecord` scan lock takeover on an `NdbRecAttr`-style scan is not valid, nor is calling an `NdbRecAttr`-style scan lock takeover on an `NdbRecord`-style scan.

Return value

This method returns a pointer to an `NdbOperation` object, or `NULL`.

NdbScanOperation::nextResult()

Description

This method is used to fetch the next tuple in a scan transaction. Following each call to `nextResult()`, the buffers and `NdbRecAttr` objects defined in `NdbOperation::getValue()` are updated with values from the scanned tuple.

When `nextResult()` is executed following end-of-file, `NDB` returns error code 4210 (`Ndb sent more info than length specified`) and the extra transaction object is freed by returning it to the idle list for the right TC node.

Signatures

This method can be invoked in one of two ways. The first of these is shown here:

```
int nextResult
(
    bool fetchAllowed = true,
    bool forceSend = false
)
```

It is also possible to use this method as shown here:

```
int nextResult
(
    const char*& outRow,
    bool fetchAllowed = true,
    bool forceSend = false
)
```

Parameters (2-parameter version)

This method takes the following two parameters:

- Normally, the `NDB` API contacts the `NDB` kernel for more tuples whenever it is necessary; setting `fetchAllowed` to `false` keeps this from happening.

Disabling `fetchAllowed` by setting it to `false` forces `NDB` to process any records it already has in its caches. When there

are no more cached records it returns 2. You must then call `nextResult()` with `fetchAllowed` equal to `true` in order to contact NDB for more records.

While `nextResult(false)` returns 0, you should transfer the record to another transaction using `execute(NdbTransaction::NoCommit)`. When `nextResult(false)` returns 2, you should normally execute and commit the other transaction. This causes any locks to be transferred to the other transaction, updates or deletes to be made, and then, the locks to be released. Following this, you can call `nextResult(true)` to have more records fetched and cached in the NDB API.



Note

If you do not transfer the records to another transaction, the locks on those records will be released the next time that the NDB Kernel is contacted for more records.

Disabling `fetchAllowed` can be useful when you want to update or delete all of the records obtained in a given transaction, as doing so saves time and speeds up updates or deletes of scanned records.

- `forceSend` defaults to `false`, and can normally be omitted. However, setting this parameter to `true` means that transactions are sent immediately. See [Section 1.4.4, “The Adaptive Send Algorithm”](#), for more information.

Parameters (3-parameter version)

This method can also be called with the following three parameters:

- Calling `nextResult()` sets a pointer to the next row in `outRow` (if returning 0). This pointer is valid (only) until the next call to `nextResult()` when `fetchAllowed` is true. The `NdbRecord` object defining the row format must be specified beforehand using `NdbTransaction::scanTable()` (or `NdbTransaction::scanIndex()`).
- When false, `fetchAllowed` forces NDB to process any records it already has in its caches. See the description for this parameter in the previous *Parameters* subsection for more details.
- Setting `forceSend` to `true` means that transactions are sent immediately, as described in the previous *Parameters* subsection, as well as in [Section 1.4.4, “The Adaptive Send Algorithm”](#).

Return value

This method returns one of the following 4 integer values, interpreted as shown in the following list:

- -1: Indicates that an error has occurred.
- 0: Another tuple has been received.
- 1: There are no more tuples to scan.
- 2: There are no more cached records (invoke `nextResult(true)` to fetch more records).

Example

See [Section 2.5.5, “NDB API Basic Scanning Example”](#).**NdbScanOperation::readTuples()**

Description

This method is used to perform a scan.

Signature

```
virtual int readTuples
(
    LockMode mode = LM_Read,
    Uint32 flags = 0,
    Uint32 parallel = 0,
    Uint32 batch = 0
)
```

Parameters

This method takes the four parameters listed here:

- The lock *mode*; this is a [LockMode](#) value.

Scans with exclusive locks. When scanning with an exclusive lock, extra care must be taken due to the fact that, if two threads perform this scan simultaneously over the same range, then there is a significant probability of causing a deadlock. The likelihood of a deadlock is increased if the scan is also ordered (that is, using [SF_OrderBy](#) or [SF_Descending](#)).

The [NdbScanOperation::close\(\)](#) method is also affected by this deadlock, since all outstanding requests are serviced before the scan is actually closed.

- One or more [ScanFlag](#) values. Multiple values are OR'ed together
- The number of fragments to scan in *parallel*; use 0 to require that the maximum possible number be used.
- The *batch* parameter specifies how many records will be returned to the client from the server by the next [NdbScanOperation::nextResult\(true\)](#) method call. Use 0 to specify the maximum automatically.

Return value

Returns 0 on success, -1 on failure.

NdbScanOperation::restart()

Description

Use this method to restart a scan without changing any of its [getValue\(\)](#) calls or search conditions.

Signature

```
int restart
(
    bool forceSend = false
)
```

Parameters

Call this method with *forceSend* set to *true* in order to force the transaction to be sent.

Return value

0 on success; -1 on failure.

NdbScanOperation::ScanFlagThis section provides information about the [ScanFlag](#) data type.

Description

Values of this type are the scan flags used with the [readTuples\(\)](#) method. More than one may be used, in which case, they are

OR'ed together as the second argument to that method. See [NdbScanOperation::readTuples\(\)](#), for more information.

Enumeration values

Possible values are shown, along with descriptions, in the following table:

Table 2.64 NdbScanOperation::ScanFlag values and descriptions

Value	Description
SF_TupScan	Scan in TUP order (that is, in the order of the rows in memory). Applies to table scans only.
SF_DiskScan	Scan in disk order (order of rows on disk). Applies to table scans only.
SF_OrderBy	<p>Ordered index scan (ascending); rows returned from an index scan are sorted, and ordered on the index key. Scans in either ascending or descending order are affected by this flag, which causes the API to perform a merge-sort among the ordered scans of each fragment to obtain a single sorted result set.</p> <p><i>Notes:</i></p> <ul style="list-style-type: none"> • Ordered indexes are distributed, with one ordered index for each fragment of a table. • Range scans are often parallel across all index fragments. Occasionally, they can be pruned to one index fragment. • Each index fragment range scan can return results in either ascending or descending order. Ascending is the default; to choose descending order, set the SF_Descending flag. • When multiple index fragments are scanned in parallel, the results are sent back to NDB where they can optionally be merge-sorted before being returned to the user. This merge sorting is controlled using the SF_OrderBy and SF_OrderByFull flags. • If SF_OrderBy or SF_OrderByFull is not used, the results from each index fragment are in order (either ascending or descending), but results from different fragments may be interleaved. • When using SF_OrderBy or SF_OrderByFull, some extra

Value	Description
	<p>constraints are imposed internally; these are listed here:</p> <ol style="list-style-type: none"> 1. If the range scan is not pruned to one index fragment then all index fragments must be scanned in parallel. (Unordered scans can be executed with less than full parallelism.) 2. Results from every index fragment must be available before returning any rows, to ensure a correct merge sort. This serialises the “scrolling” of the scan, potentially resulting in lower row throughput. 3. Unordered scans can return rows to the API client before all index fragments have returned any batches, and can overlap next-batch requests with row processing.
<code>SF_OrderByFull</code>	This is the same as <code>SF_OrderBy</code> , except that all key columns are added automatically to the read bitmask.
<code>SF_Descending</code>	Causes an ordered index scan to be performed in descending order.
<code>SF_ReadRangeNo</code>	For index scans, when this flag is set, <code>NdbIndexScanOperation::get_range_no()</code> can be called to read back the <code>range_no</code> defined in <code>NdbIndexScanOperation::setBound()</code> . In addition, when this flag is set, and <code>SF_OrderBy</code> or <code>SF_OrderByFull</code> is also set, results from ranges are returned in their entirety before any results are returned from subsequent ranges.
<code>SF_MultiRange</code>	Indicates that this scan is part of a multirange scan; each range is scanned separately.
<code>SF_KeyInfo</code>	Requests <code>KeyInfo</code> to be sent back to the caller. This enables the option to take over the row lock taken by the scan, using <code>lockCurrentTuple()</code> , by making sure that the kernel sends back the information needed to identify the row and the lock. This flag is enabled by default for scans using <code>LM_Exclusive</code> , but must be explicitly specified to enable the taking over of <code>LM_Read</code> locks. (See the <code>LockMode</code> documentation for more information.)

NdbScanOperation::ScanOptions

This section provides information about the `ScanOptions` data structure.

Parent class	NdbScanOperation
Description	<p>This data structure is used to pass options to the NdbRecord-based scanTable() and scanIndex() methods of the NdbTransaction class. Each option type is marked as present by setting the corresponding bit in the optionsPresent field. Only the option types marked in the optionsPresent field need have sensible data.</p> <p>All data is copied out of the ScanOptions structure (and any subtended structures) at operation definition time. If no options are required, then NULL may be passed as the ScanOptions pointer.</p>
Members	<p>The elements making up this structure are shown in the following table:</p>

Table 2.65 NdbScanOperation::ScanOptions attributes, with types and descriptions

Name	Type	Description
optionsPresent	UInt64	Which options are present.
[...]	Type: <ul style="list-style-type: none"> • SO_SCANFLAGS: 0x01 • SO_PARALLEL: 0x02 • SO_BATCH: 0x04 • SO_GETVALUE: 0x08 • SO_PARTITION_ID: 0x10 • SO_INTERPRETED: 0x20 • SO_CUSTOMDATA: 0x40 • SO_PARTINFO: 0x80 	Type of options.
scan_flags	UInt32	Flags controlling scan behavior; see NdbScanOperation::ScanFlag , for more information.
parallel	UInt32	Scan parallelism; 0 (the default) sets maximum parallelism.
batch	UInt32	Batch size for transfers from data nodes to API nodes; 0 (the

Name	Type	Description
		default) enables this to be selected automatically.
<code>extraGetValues</code>	<code>GetValueSpec</code>	Extra values to be read for each row matching the scan criteria.
<code>numExtraGetValues</code>	<code>UInt32</code>	Number of extra values to be read.
<code>partitionId</code>	<code>UInt32</code>	Limit the scan to the partition having this ID; alternatively, you can supply an <code>PartitionSpec</code> here. For index scans, partitioning information can be supplied for each range.
<code>interpretedCode</code>	<code>NdbInterpretedCode</code>	Interpreted code to execute as part of the scan.
<code>customData</code>	<code>void*</code>	Data pointer to associate with this scan operation.
<code>partitionInfo</code>	<code>PartitionSpec</code>	Partition information for bounding this scan.
<code>sizeOfPartInfo</code>	<code>UInt32</code>	Size of the bounding partition information.

For more information, see [Section 2.3.22, “The NdbRecord Interface”](#).

NdbScanOperation::updateCurrentTuple()

Description

This method is used to update the current tuple.

Signature

Originally, this method could be called with a single, optional parameter, in either of the ways shown here:

```
NdbOperation* updateCurrentTuple
(
    void
)

NdbOperation* updateCurrentTuple
(
    NdbTransaction* updateTrans
)
```

It is also possible to employ this method, when using `NdbRecord` with scans, as shown here:

```
NdbOperation* updateCurrentTuple
(
    NdbTransaction* takeOverTrans,
```

```

const NdbRecord*   record,
const char*       row,
const unsigned char* mask = 0
)

```

See [Section 2.3.22, “The NdbRecord Interface”](#), for more information.

Parameters (original)	This method takes a single, optional parameter—the transaction that should perform the lock. If this is omitted, the transaction is the current one.
Parameters (using NdbRecord)	When using the NdbRecord interface, this method takes the following parameters, as described in the following list: <ul style="list-style-type: none"> • The takeover transaction (<i>takeOverTrans</i>). • The <i>record</i> (NdbRecord object) referencing the column used for the scan. • The <i>row</i> to read from. If no attributes are to be read, set this equal to <code>NULL</code>. • The <i>mask</i> pointer is optional. If it is present, then only columns for which the corresponding bit in the mask is set are retrieved by the scan.
Return value	This method returns an NdbOperation object or <code>NULL</code> .

2.3.25 The NdbTransaction Class

This section provides information about the [NdbTransaction](#) class.

- [NdbTransaction Class Overview](#)
- [NdbTransaction::close\(\)](#)
- [NdbTransaction::commitStatus\(\)](#)
- [NdbTransaction::CommitStatusType](#)
- [NdbTransaction::deleteTuple\(\)](#)
- [NdbTransaction::ExecType](#)
- [NdbTransaction::execute\(\)](#)
- [NdbTransaction::executePendingBlobOps\(\)](#)
- [NdbTransaction::getGCI\(\)](#)
- [NdbTransaction::getMaxPendingBlobReadBytes\(\)](#)
- [NdbTransaction::getMaxPendingBlobWriteBytes\(\)](#)
- [NdbTransaction::getNdbError\(\)](#)
- [NdbTransaction::getNdbErrorLine\(\)](#)
- [NdbTransaction::getNdbErrorOperation\(\)](#)
- [NdbTransaction::getNdbIndexOperation\(\)](#)
- [NdbTransaction::getNdbIndexScanOperation\(\)](#)

- [NdbTransaction::getNdbOperation\(\)](#)
- [NdbTransaction::getNdbScanOperation\(\)](#)
- [NdbTransaction::getNextCompletedOperation\(\)](#)
- [NdbTransaction::getTransactionId\(\)](#)
- [NdbTransaction::insertTuple\(\)](#)
- [NdbTransaction::readTuple\(\)](#)
- [NdbTransaction::refresh\(\)](#)
- [NdbTransaction::releaseLockHandle\(\)](#)
- [NdbTransaction::scanIndex\(\)](#)
- [NdbTransaction::scanTable\(\)](#)
- [NdbTransaction::setMaxPendingBlobReadBytes\(\)](#)
- [NdbTransaction::setMaxPendingBlobWriteBytes\(\)](#)
- [NdbTransaction::setSchemaObjectOwnerChecks\(\)](#)
- [NdbTransaction::unlock\(\)](#)
- [NdbTransaction::updateTuple\(\)](#)
- [NdbTransaction::writeTuple\(\)](#)

NdbTransaction Class Overview

Parent class	<i>None</i>
Child classes	<i>None</i>
Description	A transaction is represented in the NDB API by an NdbTransaction object, which belongs to an Ndb object and is created using Ndb::startTransaction() . A transaction consists of a list of operations represented by the NdbOperation class, or by one of its subclasses— NdbScanOperation , NdbIndexOperation , or NdbIndexScanOperation . Each operation access exactly one table.
Methods	The following table lists the public methods of this class and the purpose or use of each method:

Table 2.66 NdbTransaction class methods and descriptions

Name	Description
close()	Closes a transaction
commitStatus()	Gets the transaction's commit status
deleteTuple()	Delete a tuple using NdbRecord
execute()	Executes a transaction
executePendingBlobOperations()	Executes a transaction in NoCommit mode if it includes any blob part operations of the specified types that are not yet executed.
getGCI()	Gets a transaction's global checkpoint ID (GCI)

Name	Description
<code>getMaxPendingBlobReadBatchSize()</code>	Get the current blob read batch size
<code>getMaxPendingBlobWriteBatchSize()</code>	Get the current blob write batch size
<code>getNdbError()</code>	Gets the most recent error
<code>getNdbErrorLine()</code>	Gets the line number where the most recent error occurred
<code>getNdbErrorOperation()</code>	Gets the most recent operation which caused an error
<code>getNextCompletedOperations()</code>	Gets operations that have been executed; used for finding errors
<code>getNdbOperation()</code>	Gets an <code>NdbOperation</code>
<code>getNdbScanOperation()</code>	Gets an <code>NdbScanOperation</code>
<code>getNdbIndexOperation()</code>	Gets an <code>NdbIndexOperation</code>
<code>getNdbIndexScanOperation()</code>	Gets an <code>NdbIndexScanOperation</code>
<code>getTransactionId()</code>	Gets the transaction ID
<code>insertTuple()</code>	Insert a tuple using <code>NdbRecord</code>
<code>readTuple()</code>	Read a tuple using <code>NdbRecord</code>
<code>refresh()</code>	Keeps a transaction from timing out
<code>releaseLockHandle()</code>	Release an <code>NdbLockHandle</code> object once it is no longer needed
<code>scanIndex()</code>	Perform an index scan using <code>NdbRecord</code>
<code>scanTable()</code>	Perform a table scan using <code>NdbRecord</code>
<code>setMaxPendingBlobReadBatchSize()</code>	Set the blob read batch size
<code>setMaxPendingBlobWriteBatchSize()</code>	Set the blob write batch size
<code>setSchemaObjectOwnershipChecks()</code>	Enable or disable schema object ownership checks
<code>unlock()</code>	Create an unlock operation on the current transaction
<code>updateTuple()</code>	Update a tuple using <code>NdbRecord</code>
<code>writeTuple()</code>	Write a tuple using <code>NdbRecord</code>

The methods `readTuple()`, `insertTuple()`, `updateTuple()`, `writeTuple()`, `deleteTuple()`, `scanTable()`, and `scanIndex()` require the use of `NdbRecord`.

Types

`NdbTransaction` defines 2 public types as shown in the following table:

Table 2.67 NdbTransaction class types and descriptions

Name	Description
<code>CommitStatusType()</code>	Describes the transaction's commit status
<code>ExecType()</code>	Determines whether the transaction should be committed or rolled back

Using Transactions. After obtaining an `NdbTransaction` object, it is employed as follows:

1. An operation is allocated to the transaction using any one of the following methods:
 - `getNdbOperation()`

- `getNdbScanOperation()`
- `getNdbIndexOperation()`
- `getNdbIndexScanOperation()`

Calling one of these methods defines the operation. Several operations can be defined on the same `NdbTransaction` object, in which case they are executed in parallel. When all operations are defined, the `execute()` method sends them to the `NDB` kernel for execution.

2. The `execute()` method returns when the `NDB` kernel has completed execution of all operations previously defined.

All allocated operations should be properly defined *before* calling the `execute()` method.

3. `execute()` operates in one of the three modes listed here:

- `NdbTransaction::NoCommit`: Executes operations without committing them.
- `NdbTransaction::Commit`: Executes any remaining operation and then commits the complete transaction.
- `NdbTransaction::Rollback`: Rolls back the entire transaction.

`execute()` is also equipped with an extra error handling parameter, which provides the two alternatives listed here:

- `NdbOperation::AbortOnError`: Any error causes the transaction to be aborted. This is the default behavior.
- `NdbOperation::AO_IgnoreError`: The transaction continues to be executed even if one or more of the operations defined for that transaction fails.

NdbTransaction::close()

Description	This method closes a transaction. It is equivalent to calling <code>Ndb::closeTransaction()</code> . If the transaction has not yet been committed, it is aborted when this method is called. See <code>Ndb::startTransaction()</code> .
Signature	<pre>void close (void)</pre>
Parameters	<i>None.</i>
Return value	<i>None.</i>

NdbTransaction::commitStatus()

Description	This method gets the transaction's commit status.
Signature	<pre>CommitStatusType commitStatus (void)</pre>
Parameters	<i>None.</i>
Return value	The commit status of the transaction, a value of type <code>CommitStatusType</code> .

NdbTransaction::CommitStatusType

This section provides information about the `CommitStatusType` data type.

Description	This type is used to describe a transaction's commit status.
Enumeration values	Possible values are shown, along with descriptions, in the following table:

Table 2.68 NdbTransaction::CommitStatusType values and descriptions

Name	Description
<code>NotStarted</code>	The transaction has not yet been started.
<code>Started</code>	The transaction has started, but is not yet committed.
<code>Committed</code>	The transaction has completed, and has been committed.
<code>Aborted</code>	The transaction was aborted.
<code>NeedAbort</code>	The transaction has encountered an error, but has not yet been aborted.

A transaction's commit status can be read using `commitStatus()`.

NdbTransaction::deleteTuple()

Description: Deletes a tuple using `NdbRecord`.

Signature

```
const NdbOperation* deleteTuple
(
    const NdbRecord* key_rec,
    const char* key_row,
    const NdbRecord* result_rec,
    char* result_row,
    const unsigned char* result_mask = 0,
    const NdbOperation::OperationOptions* opts = 0,
    Uint32 sizeofOptions = 0
)
```

Parameters

This method takes the following parameters:

- `key_rec` is a pointer to an `NdbRecord` for either a table or an index. If on a table, then the delete operation uses a primary key; if on an index, then the operation uses a unique key. In either case, the `key_rec` must include all columns of the key.
- The `key_row` passed to this method defines the primary or unique key of the tuple to be deleted, and must remain valid until `execute()` is called.
- The `result_rec` is the `NdbRecord` to be used.
- The `result_row` can be `NULL` if no attributes are to be returned.
- The `result_mask`, if not `NULL`, defines a subset of attributes to be read and returned to the client. The mask is copied, and so does not need to remain valid after the call to this method returns.
- `OperationOptions` (`opts`) can be used to provide more finely-grained control of operation definitions. An `OperationOptions`

structure is passed with flags indicating which operation definition options are present. Not all operation types support all operation options; for the options supported by each type of operation, see [NdbTransaction::readTuple\(\)](#).

- The optional *sizeofOptions* parameter provides backward compatibility of this interface with previous definitions of the `OperationOptions` structure. If an unusual size is detected by the interface implementation, it can use this to determine how to interpret the passed `OperationOptions` structure. To enable this functionality, the caller should pass `sizeof(NdbOperation::OperationOptions)` for the value of this argument.

Return value A `const` pointer to the `NdbOperation` representing this write operation. The operation can be checked for errors if necessary.

NdbTransaction::ExecType

This section provides information about the `ExecType` data type.

Description This type sets the transaction's execution type; that is, whether it should execute, execute and commit, or abort. It is used as a parameter to the `execute()` method. (See [NdbTransaction::execute\(\)](#).)

Enumeration values Possible values are shown, along with descriptions, in the following table:

Table 2.69 NdbTransaction::ExecType values and descriptions

Name	Description
<code>NoCommit</code>	The transaction should execute, but not commit.
<code>Commit</code>	The transaction should execute and be committed.
<code>Rollback</code>	The transaction should be rolled back.

NdbTransaction::execute()

Description This method is used to execute a transaction.

Signature

```
int execute
(
    ExecType execType,
    NdbOperation::AbortOption abortOption = NdbOperation::DefaultAbortOption,
    int force = 0
)
```

Parameters The `execute()` method takes the three parameters listed here:

- The execution type (`ExecType` value); see [NdbTransaction::ExecType](#), for more information and possible values.
- An abort option (`NdbOperation::AbortOption` value).

Errors arising from this method are found with `NdbOperation::getNdbError()` rather than `NdbTransaction::getNdbError()`.

- A *force* parameter, which determines when operations should be sent to the NDB Kernel. It takes ones of the values listed here:
 - 0: Nonforced; detected by the adaptive send algorithm.
 - 1: Forced; detected by the adaptive send algorithm.
 - 2: Nonforced; not detected by the adaptive send algorithm.

See [Section 1.4.4, "The Adaptive Send Algorithm"](#), for more information.

Return value Returns 0 on success, or -1 on failure. The fact that the transaction did not abort does not necessarily mean that each operation was successful; you must check each operation individually for errors.

This method reports a failure *if and only if* the transaction was aborted. The transaction's error information is set in such cases to reflect the actual error code and category.

In the case where a **NoDataFound** error is a possibility, you must check for it explicitly, as shown in this example:

```
Ndb_cluster_connection myConnection;

if( myConnection.connect(4, 5, 1) )
{
    cout << "Unable to connect to cluster within 30 secs." << endl;
    exit(-1);
}

Ndb myNdb(&myConnection, "test");

// define operations...

myTransaction = myNdb->startTransaction();

if(myTransaction->getNdbError().classification == NdbError::NoDataFound)
{
    cout << "No records found." << endl;
    // ...
}

myNdb->closeTransaction(myTransaction);
```

You should be aware that a successful `execute()` call guarantees only that the scan request has been assembled and sent to the transaction coordinator without any errors; it does not wait for any signals to be sent in reply from the data nodes before returning.

NdbTransaction::executePendingBlobOps()

Description This method executes the transaction with `ExecType` equal to `NoCommit` if there remain any blob part operations of the given types which have not yet been executed.

Signature

```
int executePendingBlobOps
(
    Uint8 flags = 0xFF
)
```

Parameters The `flags` argument is the result of a bitwise OR, equal to `1 << optype`, where `optype` is an `NdbOperation::Type`. The default corresponds to `NdbOperation::Type::PrimaryKeyAccess`.

Return value Returns `0` on success, or `-1` on failure. The fact that the transaction did not abort does not necessarily mean that each operation was successful; you must check each operation individually for errors.

NdbTransaction::getGCI()

Description This method retrieves the transaction's global checkpoint ID (GCI).
Each committed transaction belongs to a GCI. The log for the committed transaction is saved on disk when a global checkpoint occurs.
By comparing the GCI of a transaction with the value of the latest GCI restored in a restarted NDB Cluster, you can determine whether or not the transaction was restored.
Whether or not the global checkpoint with this GCI has been saved on disk cannot be determined by this method.
The GCI for a scan transaction is undefined, since no updates are performed in scan transactions.
No GCI is available until `execute()` has been called with `ExecType::Commit`.

Signature

```
int getGCI
(
    void
)
```

Parameters *None.*

Return value The transaction's GCI, or `-1` if none is available.

NdbTransaction::getMaxPendingBlobReadBytes()

Description Gets the current batch size in bytes for blob read operations. When the volume of blob data to be read within a given transaction exceeds this amount, all of the transaction's pending blob read operations are executed.

Signature

```
UInt32 getMaxPendingBlobReadBytes
(
    void
) const
```

Parameters *None.*

Return value The current blob read batch size, in bytes. See [NdbTransaction::setMaxPendingBlobReadBytes\(\)](#), for more information.

NdbTransaction::getMaxPendingBlobWriteBytes()

Description Gets the current batch size in bytes for blob write operations. When the volume of blob data to be written within a given transaction exceeds this amount, all of the transaction's pending blob write operations are executed.

Signature

```
UInt32 getMaxPendingBlobWriteBytes
(
    void
) const
```

Parameters	<i>None.</i>
Return value	The current blob write batch size, in bytes. See NdbTransaction::setMaxPendingBlobWriteBytes() , for more information.

NdbTransaction::getNdbError()

Description This method is used to obtain the most recent error ([NdbError](#)).

Signature

```
const NdbError& getNdbError
(
    void
) const
```

Parameters *None.*

Return value A reference to an [NdbError](#) object.

For additional information about handling errors in transactions, see [Error Handling](#).

NdbTransaction::getNdbErrorLine()

Description This method return the line number where the most recent error occurred.

Signature

```
int getNdbErrorLine
(
    void
)
```

Parameters *None.*

Return value The line number of the most recent error.

For additional information about handling errors in transactions, see [Error Handling](#).

NdbTransaction::getNdbErrorOperation()

Description This method retrieves the operation that caused an error.

To obtain more information about the actual error, use the [NdbOperation::getNdbError\(\)](#) method of the [NdbOperation](#) object returned by [getNdbErrorOperation\(\)](#).

Signature

```
NdbOperation* getNdbErrorOperation
(
    void
)
```

Parameters *None.*

Return value A pointer to an [NdbOperation](#).

For additional information about handling errors in transactions, see [Error Handling](#).

NdbTransaction::getNdbIndexOperation()

Description This method is used to create an [NdbIndexOperation](#) associated with a given table.

All index operations within the same transaction must be initialised with this method. Operations must be defined before they are executed.

Signature	<pre>NdbIndexOperation* getNdbIndexOperation (const NdbDictionary::Index* index)</pre>
Parameters	The Index object on which the operation is to be performed.
Return value	A pointer to the new NdbIndexOperation .

NdbTransaction::getNdbIndexScanOperation()

Description	This method is used to create an NdbIndexScanOperation associated with a given table. All index scan operations within the same transaction must be initialised with this method. Operations must be defined before they are executed.
Signature	<pre>NdbIndexScanOperation* getNdbIndexScanOperation (const NdbDictionary::Index* index)</pre>
Parameters	The Index object on which the operation is to be performed.
Return value	A pointer to the new NdbIndexScanOperation .

NdbTransaction::getNdbOperation()

Description	This method is used to create an NdbOperation associated with a given table. All operations within the same transaction must be initialized with this method. Operations must be defined before they are executed.
Signature	<pre>NdbOperation* getNdbOperation (const NdbDictionary::Table* table)</pre>
Parameters	The Table object on which the operation is to be performed.
Return value	A pointer to the new NdbOperation .

NdbTransaction::getNdbScanOperation()

Description	This method is used to create an NdbScanOperation associated with a given table. All scan operations within the same transaction must be initialized with this method. Operations must be defined before they are executed.
Signature	<pre>NdbScanOperation* getNdbScanOperation (const NdbDictionary::Table* table)</pre>
Parameters	The Table object on which the operation is to be performed.
Return value	A pointer to the new NdbScanOperation .

NdbTransaction::getNextCompletedOperation()

Description	<p>This method is used to retrieve a transaction's completed operations. It is typically used to fetch all operations belonging to a given transaction to check for errors.</p> <p><code>NdbTransaction::getNextCompletedOperation(NULL)</code> returns the transaction's first <code>NdbOperation</code> object; <code>NdbTransaction::getNextCompletedOperation(myOp)</code> returns the <code>NdbOperation</code> object defined after <code>NdbOperation myOp</code>.</p> <p>This method should only be used after the transaction has been executed, but before the transaction has been closed.</p>
Signature	<pre>const NdbOperation* getNextCompletedOperation (const NdbOperation* op) const</pre>
Parameters	<p>This method requires a single parameter <code>op</code>, which is an operation (<code>NdbOperation</code> object), or <code>NULL</code>.</p>
Return value	<p>The operation following <code>op</code>, or the first operation defined for the transaction if <code>getNextCompletedOperation()</code> was called using <code>NULL</code>.</p>

NdbTransaction::getTransactionId()

Description	<p>This method is used to obtain the transaction ID.</p>
Signature	<pre>UInt64 getTransactionId (void)</pre>
Parameters	<p><i>None.</i></p>
Return value	<p>The transaction ID, as an unsigned 64-bit integer.</p>

NdbTransaction::insertTuple()

Description	<p>Inserts a tuple using <code>NdbRecord</code>.</p>
Signatures	<pre>const NdbOperation* insertTuple (const NdbRecord* key_rec, const char* key_row, const NdbRecord* attr_rec, const char* attr_row, const unsigned char* mask = 0, const NdbOperation::OperationOptions* opts = 0, UInt32 sizeOfOptions = 0) const NdbOperation* insertTuple (const NdbRecord* combined_rec, const char* combined_row, const unsigned char* mask = 0, const NdbOperation::OperationOptions* opts = 0, UInt32 sizeOfOptions = 0)</pre>
Parameters	<p><code>insertTuple()</code> takes the following parameters:</p> <ul style="list-style-type: none"> • A pointer to an <code>NdbRecord</code> indicating the record (<code>key_rec</code>) to be inserted.

This method can also be called using a single `NdbRecord` pointer and single `char` pointer (`combined_rec`, `combined_row`) where the single `NdbRecord` represents record and attribute and data.

- A row (`key_row`) of data to be inserted.
- A pointer to an `NdbRecord` indicating an attribute (`attr_rec`) to be inserted.
- A row (`attr_row`) of data to be inserted as the attribute.
- A `mask` which can be used to filter the columns to be inserted.
- `OperationOptions` (`opts`) can be used to provide more finely-grained control of operation definitions. An `OperationOptions` structure is passed with flags indicating which operation definition options are present. Not all operation types support all operation options; for the options supported by each type of operation, see `NdbTransaction::readTuple()`.
- The optional `sizeofOptions` parameter is used to preserve backward compatibility of this interface with previous definitions of the `OperationOptions` structure. If an unusual size is detected by the interface implementation, it can use this to determine how to interpret the passed `OperationOptions` structure. To enable this functionality, the caller should pass `sizeof(NdbOperation::OperationOptions)` for the value of this argument.

Return value

A `const` pointer to the `NdbOperation` representing this insert operation.

NdbTransaction::readTuple()

Description

This method reads a tuple using `NdbRecord` objects.

Signature

```
const NdbOperation* readTuple
(
    const NdbRecord* key_rec,
    const char* key_row,
    const NdbRecord* result_rec,
    char* result_row,
    NdbOperation::LockMode lock_mode = NdbOperation::LM_Read,
    const unsigned char* result_mask = 0,
    const NdbOperation::OperationOptions* opts = 0,
    UInt32 sizeofOptions = 0
)
```

Parameters

This method takes the following parameters:

- `key_rec` is a pointer to an `NdbRecord` for either a table or an index. If on a table, then the operation uses a primary key; if on an index, then the operation uses a unique key. In either case, the `key_rec` must include all columns of the key.
- The `key_row` passed to this method defines the primary or unique key of the affected tuple, and must remain valid until `execute()` is called.

The mask, if not `NULL`, defines a subset of attributes to read, update, or insert. Only if `(mask[attrId >> 3] &`

`(1<<(attrId & 7))` is set is the column affected. The mask is copied by the methods, so need not remain valid after the call returns.

- `result_rec` is a pointer to an `NdbRecord` used to hold the result
- `result_row` defines a buffer for the result data.
- `lock_mode` specifies the lock mode in effect for the operation. See `NdbOperation::LockMode`, for permitted values and other information.
- `result_mask` defines a subset of attributes to read. Only if `mask[attrId >> 3] & (1<<(attrId & 7))` is set is the column affected. The mask is copied, and so need not remain valid after the method call returns.
- `OperationOptions` (`opts`) can be used to provide more finely-grained control of operation definitions. An `OperationOptions` structure is passed with flags indicating which operation definition options are present. Not all operation types support all operation options; the options supported for each type of operation are shown in the following table:

Table 2.70 Operation types for `NdbTransaction::readTuple()` `OperationOptions` (`opts`) parameter, with operation options supported by each type

Operation type (Method)	<code>OperationOptions</code> Flags Supported
<code>readTuple()</code>	<code>OO_ABORTOPTION</code> , <code>OO_GETVALUE</code> , <code>OO_PARTITION_ID</code> , <code>OO_INTERPRETED</code>
<code>insertTuple()</code>	<code>OO_ABORTOPTION</code> , <code>OO_SETVALUE</code> , <code>OO_PARTITION_ID</code> , <code>OO_ANYVALUE</code>
<code>updateTuple()</code>	<code>OO_ABORTOPTION</code> , <code>OO_SETVALUE</code> , <code>OO_PARTITION_ID</code> , <code>OO_INTERPRETED</code> , <code>OO_ANYVALUE</code>
<code>writeTuple()</code>	<code>OO_ABORTOPTION</code> , <code>OO_SETVALUE</code> , <code>OO_PARTITION_ID</code> , <code>OO_ANYVALUE</code>
<code>deleteTuple()</code>	<code>OO_ABORTOPTION</code> , <code>OO_GETVALUE</code> , <code>OO_PARTITION_ID</code> , <code>OO_INTERPRETED</code> , <code>OO_ANYVALUE</code>

- The optional `sizeOfOptions` parameter is used to preserve backward compatibility of this interface with previous definitions of the `OperationOptions` structure. If an unusual size is detected by the interface implementation, it can use this to determine how to interpret the passed `OperationOptions` structure. To enable this functionality, the caller should pass `sizeof(NdbOperation::OperationOptions)` for the value of this argument.

Return value

A pointer to the `NdbOperation` representing this read operation (this can be used to check for errors).

`NdbTransaction::refresh()`

Description	This method updates the transaction's timeout counter, and thus avoids aborting due to transaction timeout. It is not advisable to take a lock on a record and maintain it for a extended time since this can impact other transactions.
Signature	<pre>int refresh (void)</pre>
Parameters	<i>None.</i>
Return value	Returns <code>0</code> on success, <code>-1</code> on failure.

NdbTransaction::releaseLockHandle()

Description	This method is used to release a lock handle (see NdbOperation::getLockHandle) when it is no longer required. For NdbRecord primary key read operations, this cannot be called until the associated read operation has been executed. All lock handles associated with a given transaction are released when that transaction is closed.
Signature	<pre>int releaseLockHandle (const NdbLockHandle* lockHandle)</pre>
Parameters	The NdbLockHandle object to be released.
Return value	0 on success.

NdbTransaction::scanIndex()

Description	Perform an index range scan of a table, with optional ordering.
Signature	<pre>NdbIndexScanOperation* scanIndex (const NdbRecord* key_record, const NdbRecord* result_record, NdbOperation::LockMode lock_mode = NdbOperation::LM_Read, const unsigned char* result_mask = 0, const NdbIndexScanOperation::IndexBound* bound = 0, const NdbScanOperation::ScanOptions* options = 0, Uint32 sizeofOptions = 0)</pre>
Parameters	<ul style="list-style-type: none"> The key_record describes the index to be scanned. It must be a key record for the index; that is, it must specify, at a minimum, all of the key columns of the index. The key_record must be created from the index to be scanned (and not from the underlying table). The result_record describes the rows to be returned from the scan. For an ordered index scan, result_record must be a key record for the index to be scanned; that is, it must include (at a minimum) all of the columns in the index (the full index key is needed by the NDB API for merge-sorting the ordered rows returned from each fragment). <p>Like the key_record, the result_record must be created from the underlying table, and not from the index to be scanned.</p>

Both the *key_record* and *result_record* `NdbRecord` structures must stay in place until the scan operation is closed.

- The *result_mask* pointer is optional. If it is present, only those columns for which the corresponding bits (by attribute ID order) in *result_mask* are set are actually retrieved in the scan. The *result_mask* is copied internally, so in contrast to *result_record* it need not be valid when `execute()` is invoked.
- A single `IndexBound` can be specified either in this call or in a separate call to `NdbIndexScanOperation::setBound()`. To perform a multi-range read, the *scan_flags* in the `ScanOptions` structure must include `SF_MULTIRANGE`. Additional bounds can be added using successive calls to `NdbIndexScanOperation::setBound()`.

To specify an equals bound, use the same row pointer for the *low_key* and *high_key* with the low and high inclusive bits set.

For multi-range scans, the *low_key* and *high_key* pointers must be unique. In other words, it is not permissible to reuse the same row buffer for several different range bounds within a single scan. However, it is permissible to use the same row pointer as *low_key* and *high_key* in order to specify an equals bound; it is also permissible to reuse the rows after the `scanIndex()` method returns—that is, they need not remain valid until `execute()` time (unlike the `NdbRecord` pointers).

- To specify additional options, pass a `ScanOptions` structure.
- The *sizeOfOptions* exists to enable backward compatibility for this interface. This parameter indicates the size of the `ScanOptions` structure at the time the client was compiled, and enables detection of the use of an old-style `ScanOptions` structure. If this functionality is not required, this argument can be left set to 0.

Return value

The current `NdbIndexScanOperation`, which can be used for error checking.

NdbTransaction::scanTable()

Description

This method performs a table scan, using an `NdbRecord` object to read out column data.

Signature

```
NdbScanOperation* scanTable
(
    const NdbRecord* result_record,
    NdbOperation::LockMode lock_mode = NdbOperation::LM_Read,
    const unsigned char* result_mask = 0,
    Uint32 scan_flags = 0,
    Uint32 parallel = 0,
    Uint32 batch = 0
)
```

Parameters

The `scanTable()` method takes the following parameters:

- A pointer to an `NdbRecord` for storing the result. This *result_record* must remain valid until after the `execute()` call has been made.

- The *lock_mode* in effect for the operation. See [NdbOperation::LockMode](#), for permitted values and other information.
- The *result_mask* pointer is optional. If it is present, only those columns for which the corresponding bits (by attribute ID order) in *result_mask* are set are actually retrieved in the scan. The *result_mask* is copied internally, so in contrast to *result_record* it need not be valid when `execute()` is invoked.
- *scan_flags* can be used to impose ordering and sorting conditions for scans. See [NdbScanOperation::ScanFlag](#), for a list of permitted values.
- The *parallel* argument is the desired parallelism, or 0 for maximum parallelism (receiving rows from all fragments in parallel), which is the default.
- *batch* determines whether batching is employed. The default is 0 (off).

Return value A pointer to the [NdbScanOperation](#) representing this scan. The operation can be checked for errors if necessary.

NdbTransaction::setMaxPendingBlobReadBytes()

Description Sets the batch size in bytes for blob read operations. When the volume of blob data to be read within a given transaction exceeds this amount, all of the transaction's pending blob read operations are executed.

Signature

```
void setMaxPendingBlobReadBytes
(
    Uint32 bytes
)
```

Parameters The batch size, as the number of *bytes*. Using 0 causes blob read batching to be disabled, which is the default behavior (for backward compatibility).

Return value *None*.



Note

blob read batching can also be controlled in the `mysql` client and other MySQL client application using the MySQL Server's `--ndb-blob-read-batch-bytes` option and its associated MySQL Server system variables.

NdbTransaction::setMaxPendingBlobWriteBytes()

Description Sets the batch size in bytes for blob write operations. When the volume of blob data to be written within a given transaction exceeds this amount, all of the transaction's pending blob write operations are executed.

Signature

```
void setMaxPendingBlobWriteBytes
(
    Uint32 bytes
)
```

Parameters	The batch size, as the number of <i>bytes</i> . Using 0 causes blob write batching to be disabled, which is the default behavior (for backward compatibility).
Return value	<i>None</i> .

**Note**

Blob write batching can also be controlled in the `mysql` client and other MySQL client applications in NDB 8.0.30 and later by setting the MySQL Server's `ndb_replica_blob_write_batch_bytes` server system variable to an appropriate value. You should be aware that, when `ndb_replica_blob_write_batch_bytes` is not set, the effective blob batch size (that is, the maximum number of pending bytes to write for blob columns) is determined by the maximum of the default value of `ndb_replica_blob_write_batch_bytes` and the value set for the `--ndb-blob-write-batch-bytes` MySQL server option. For this reason, you should use `ndb_replica_blob_write_batch_bytes` rather than `--ndb-blob-write-batch-bytes`.

Prior to NDB 8.0.30, you must use the `--ndb-blob-write-batch-bytes` option, or one of its associated MySQL Server system variables, to set the blob batch size from `mysql` or another MySQL client program.

NdbTransaction::setSchemaObjectOwnerChecks()

Description	<p>Enables or disables a schema object ownership check when multiple <code>Ndb_cluster_connection</code> objects are in use. When this check is enabled, objects used by this transaction are checked to make sure that they belong to the <code>NdbDictionary</code> owned by this connection. This is done by acquiring the schema objects of the same names from the connection and comparing these with the schema objects passed to the transaction. If they do not match, an error is returned.</p> <p>This method is available for debugging purposes. (Bug #19875977) You should be aware that enabling this check carries a performance penalty and for this reason you should avoid doing so in a production setting.</p>
Signature	<pre>void setSchemaObjOwnerChecks (bool runChecks)</pre>
Parameters	A single parameter <code>runChecks</code> . Use <code>true</code> to enable ownership checks, <code>false</code> to disable them.
Return value	<i>None</i> .

NdbTransaction::unlock()

Description	This method creates an unlock operation on the current transaction; when executed, the unlock operation removes the lock referenced by the <code>NdbLockHandle</code> (see <code>NdbOperation::getLockHandle</code>) passed to the method.
Signature	<pre>const NdbOperation* unlock (const NdbLockHandle* lockHandle, NdbOperation::AbortOption ao = NdbOperation::DefaultAbortOption)</pre>

Parameters A pointer to a lock handle; in addition, optionally, an [AbortOption](#) value *ao*.

In the event that the unlock operation fails—for example, due to the row already being unlocked—the [AbortOption](#) specifies how this is handled, the default being that errors cause transactions to abort.

Return value A pointer to an [NdbOperation](#) (the unlock operation created).

NdbTransaction::updateTuple()

Description Updates a tuple using an [NdbRecord](#) object.

Signature

```
const NdbOperation* updateTuple
(
    const NdbRecord* key_rec,
    const char* key_row,
    const NdbRecord* attr_rec,
    const char* attr_row,
    const unsigned char* mask = 0,
    const NdbOperation::OperationOptions* opts = 0,
    UInt32 sizeOfOptions = 0
)
```

Parameters

[updateTuple\(\)](#) takes the following parameters:

- *key_rec* is a pointer to an [NdbRecord](#) for either a table or an index. If on a table, then the operation uses a primary key; if on an index, then the operation uses a unique key. In either case, the *key_rec* must include all columns of the key.
- The *key_row* passed to this method defines the primary or unique key of the affected tuple, and must remain valid until [execute\(\)](#) is called.
- *attr_rec* is an [NdbRecord](#) referencing the attribute to be updated.



Note

For unique index operations, the *attr_rec* must refer to the underlying table of the index, not to the index itself.

- *attr_row* is a buffer containing the new data for the update.
- The *mask*, if not `NULL`, defines a subset of attributes to be updated. The mask is copied, and so does not need to remain valid after the call to this method returns.
- [OperationOptions](#) (*opts*) can be used to provide more finely-grained control of operation definitions. An [OperationOptions](#) structure is passed with flags indicating which operation definition options are present. Not all operation types support all operation options; for the options supported by each type of operation, see [NdbTransaction::readTuple\(\)](#).
- The optional *sizeOfOptions* parameter is used to preserve backward compatibility of this interface with previous definitions of the [OperationOptions](#) structure. If an unusual size is detected by the interface implementation, it can use this to determine how to interpret the passed [OperationOptions](#) structure. To enable this functionality, the caller should pass

Return value	<p><code>sizeof(NdbOperation::OperationOptions)</code> for the value of this argument.</p> <p>The <code>NdbOperation</code> representing this operation (can be used to check for errors).</p>
NdbTransaction::writeTuple()	
Description	This method is used with <code>NdbRecord</code> to write a tuple of data.
Signature	<pre>const NdbOperation* writeTuple (const NdbRecord* key_rec, const char* key_row, const NdbRecord* attr_rec, const char* attr_row, const unsigned char* mask = 0, const NdbOperation::OperationOptions* opts = 0, UInt32 sizeOfOptions = 0)</pre>
Parameters	<p>This method takes the following parameters:</p> <ul style="list-style-type: none"> • <code>key_rec</code> is a pointer to an <code>NdbRecord</code> for either a table or an index. If on a table, then the operation uses a primary key; if on an index, then the operation uses a unique key. In either case, the <code>key_rec</code> must include all columns of the key. • The <code>key_row</code> passed to this method defines the primary or unique key of the tuple to be written, and must remain valid until <code>execute()</code> is called. • <code>attr_rec</code> is an <code>NdbRecord</code> referencing the attribute to be written. <ul style="list-style-type: none"> For unique index operations, the <code>attr_rec</code> must refer to the underlying table of the index, not to the index itself. • <code>attr_row</code> is a buffer containing the new data. • The <code>mask</code>, if not <code>NULL</code>, defines a subset of attributes to be written. The mask is copied, and so does not need to remain valid after the call to this method returns. • <code>OperationOptions</code> (<code>opts</code>) can be used to provide more finely-grained control of operation definitions. An <code>OperationOptions</code> structure is passed with flags indicating which operation definition options are present. Not all operation types support all operation options; for the options supported by each type of operation, see <code>NdbTransaction::readTuple()</code>. • The optional <code>sizeOfOptions</code> parameter is used to provide backward compatibility of this interface with previous definitions of the <code>OperationOptions</code> structure. If an unusual size is detected by the interface implementation, it can use this to determine how to interpret the passed <code>OperationOptions</code> structure. To enable this functionality, the caller should pass <code>sizeof(NdbOperation::OperationOptions)</code> for the value of this argument.
Return value	A <code>const</code> pointer to the <code>NdbOperation</code> representing this write operation. The operation can be checked for errors if and as necessary.

2.3.26 The Object Class

This section provides information about the `Object` class, which contains meta-information about database objects such as tables and indexes. `Object` subclasses model these and other database objects.

- [Object Class Overview](#)
- [Object::FragmentType](#)
- [Object::getObjectStatus\(\)](#)
- [Object::getObjectId\(\)](#)
- [Object::getObjectVersion\(\)](#)
- [Object::PartitionBalance](#)
- [Object::State](#)
- [Object::Status](#)
- [Object::Store](#)
- [Object::Type](#)

Object Class Overview

Parent class	<code>NdbDictionary</code>
Child classes	<code>Datafile</code> , <code>Event</code> , <code>Index</code> , <code>LogfileGroup</code> , <code>Table</code> , <code>Tablespace</code> , <code>Undofile</code> , <code>HashMap</code> , <code>ForeignKey</code>
Methods	The following table lists the public methods of the <code>Object</code> class and the purpose or use of each method:

Table 2.71 Object class methods and descriptions

Name	Description
<code>getObjectId()</code>	Gets an object's ID
<code>getObjectStatus()</code>	Gets an object's status
<code>getObjectVersion()</code>	Gets the version of an object

All 3 of these methods are pure virtual methods, and are reimplemented in the `Table`, `Index`, and `Event` subclasses where needed.

Types	These are the public types of the <code>Object</code> class:
-------	--

Table 2.72 Object class types and descriptions

Name	Description
<code>FragmentType</code>	Fragmentation type used by the object (a table or index)
<code>State</code>	The object's state (whether it is usable)
<code>Status</code>	The object's state (whether it is available)
<code>Store</code>	Whether the object has been temporarily or permanently stored

Name	Description
Type	The object's type (what sort of table, index, or other database object the <code>Object</code> represents)

Object::FragmentType

This section provides information about the `FragmentType` type, which describes the fragmentation type of an instance of `Object`.

Description

This parameter specifies how data in the table or index is distributed among the cluster's data nodes, that is, the number of fragments per node. The larger the table, the larger the number of fragments that should be used. Note that all fragment replicas count as a single fragment. For a table, the default is `FragAllMedium`. For a unique hash index, the default is taken from the underlying table and cannot currently be changed.

Enumeration values

Possible values for `FragmentType` are shown, along with descriptions, in the following table:

Table 2.73 `FragmentType` values and descriptions

Name	Description
<code>FragUndefined</code>	The fragmentation type is undefined or the default
<code>FragAllMedium</code>	Two fragments per node
<code>FragAllLarge</code>	Four fragments per node
<code>DistrKeyHash</code>	Distributed hash key
<code>DistrKeyLin</code>	Distributed linear hash key
<code>UserDefined</code>	User defined
<code>HashMapPartition</code>	Hash map partition

Object::getObjectStatus()

Description

This method retrieves the status of the object for which it is invoked.

Signature

```
virtual Status getObjectStatus
(
    void
) const
```

Parameters

None.

Return value

Returns the current `Status` of the `Object`.

Object::getObjectId()

Description

This method retrieves the object's ID.

Signature

```
virtual int getObjectId
(
    void
) const
```

Parameters

None.

Return value

The object ID, an integer.

Object::getObjectVersion()

Description	The method gets the current version of the object.
Signature	<pre>virtual int getObjectVersion (void) const</pre>
Parameters	<i>None.</i>
Return value	The object's version number, an integer.

Object::PartitionBalance

This section provides information about the `PartitionBalance` data type.

Description	This type enumerates partition balance settings (fragment count types) from which to choose when using <code>setPartitionBalance()</code> . This is also the type returned by <code>getPartitionBalance()</code>
Enumeration values	Possible values for <code>PartitionBalance</code> are shown, along with descriptions, in the following table:

Table 2.74 Object::PartitionBalance data type values and descriptions

Name	Description
<code>PartitionBalance_FragmentOnePerLDMPerNode</code>	Use one fragment per LDM per node
<code>PartitionBalance_FragmentOnePerLDMPerNodeGroup</code>	Use one fragment per LDM per node group
<code>PartitionBalance_FragmentOnePerNode</code>	Use one fragment per node
<code>PartitionBalance_FragmentOnePerNodeGroup</code>	Use one fragment per node group
<code>PartitionBalance_StateSpecific</code>	Use setting determined by <code>setPartitionBalance()</code>

In NDB 7.4 and earlier, this was known as `FragmentCountType`, and could take one of the values `FragmentCount_OnePerLDMPerNode`, `FragmentCount_OnePerLDMPerNodeGroup`, `FragmentCount_OnePerNode`, `FragmentCount_OnePerNodeGroup`, or `FragmentCount_Specific`. These values correspond to those shown in the previous table, in the order shown.

Object::State

This section provides information about the `State` type, which models the state of the `Object`.

Description	This parameter provides us with the object's state. By <i>state</i> , we mean whether or not the object is defined and is in a usable condition. The numeric values are used in the <code>state</code> columns of the <code>dict_obj_info</code> and <code>hash_maps</code> tables in the <code>ndbinfo</code> information database.
Enumeration values	Possible values for <code>State</code> are shown, along with descriptions, in the following table:

Table 2.75 Object State type values and descriptions

ID	Name	Description
1	<code>StateUndefined</code>	Undefined

ID	Name	Description
	<code>StateOffline</code>	Offline, not useable
2	<code>StateBuilding</code>	Building (e.g. restore?), not useable(?)
3	<code>StateDropping</code>	Going offline or being dropped; not usable
4	<code>StateOnline</code>	Online, usable
5	<code>StateBackup</code>	Online, being backed up, usable
6	<code>StateBroken</code>	Broken; should be dropped and re-created

Object::Status

This section provides information about the `Status` type, which models the status of an `Object`.

Description Reading an object's `Status` tells whether or not it is available in the `NDB` kernel.

Enumeration values Possible values for `Status` are shown, along with descriptions, in the following table:

Table 2.76 Object Status data type values and descriptions

Name	Description
<code>New</code>	The object exists only in memory, and has not yet been created in the <code>NDB</code> kernel
<code>Changed</code>	The object has been modified in memory, and must be committed in the <code>NDB</code> Kernel for changes to take effect
<code>Retrieved</code>	The object exists, and has been read into main memory from the <code>NDB</code> Kernel
<code>Invalid</code>	The object has been invalidated, and should no longer be used
<code>Altered</code>	The table has been altered in the <code>NDB</code> kernel, but is still available for use

Object::Store

This section provides information about the `Store` type, which describes the persistence of an `Object`.

Description Reading this value tells us is the object is temporary or permanent.

Enumeration values Possible values for `Store` are shown, along with descriptions, in the following table:

Table 2.77 Object Store data type values and descriptions

Name	Description
<code>StoreUndefined</code>	The object is undefined
<code>StoreTemporary</code>	Temporary storage; the object or data will be deleted on system restart
<code>StorePermanent</code>	The object or data is permanent; it has been logged to disk

Object::Type

This section provides information about the `Type` type.

Description The `Type` of the object can be one of several different sorts of index, trigger, tablespace, and so on.

Enumeration values Possible values for `Type` are shown, along with descriptions, in the following table:

Table 2.78 Object Type data type values and descriptions

Name	Description
<code>TypeUndefined</code>	Undefined
<code>SystemTable</code>	System table
<code>UserTable</code>	User table (may be temporary)
<code>UniqueHashIndex</code>	Unique (but unordered) hash index
<code>OrderedIndex</code>	Ordered (but not unique) index
<code>HashIndexTrigger</code>	Index maintenance (<i>internal</i>)
<code>IndexTrigger</code>	Index maintenance (<i>internal</i>)
<code>SubscriptionTrigger</code>	Backup or replication (<i>internal</i>)
<code>ReadOnlyConstraintTrigger</code>	Trigger (<i>internal</i>)
<code>Tablespace</code>	Tablespace
<code>LogfileGroup</code>	Log file group
<code>Datafile</code>	Data file
<code>Undofile</code>	Undo file
<code>ReorgTrigger</code>	Trigger
<code>HashMap</code>	Hash map
<code>ForeignKey</code>	Foreign key
<code>FKParentTrigger</code>	Trigger on a foreign key's parent table
<code>FKChildTrigger</code>	Trigger on a foreign key's child table

For more information about `ForeignKey`, `FKParentTrigger`, and `FKChildTrigger`, see [Section 2.3.6, "The ForeignKey Class"](#).

2.3.27 The Table Class

This section provides information about the `Table` class, which models a database table in the NDB API.

- [Table Class Overview](#)
- [Table::addColumn\(\)](#)
- [Table::aggregate\(\)](#)
- [Table Constructor](#)
- [Table::equal\(\)](#)
- [Table::getColumn\(\)](#)
- [Table::getDefaultNoPartitionsFlag\(\)](#)
- [Table::getExtraMetadata\(\)](#)
- [Table::getForceVarPart\(\)](#)

- `Table::getFragmentCount()`
- `Table::getFragmentData()`
- `Table::getFragmentDataLen()`
- `Table::getFragmentNodes()`
- `Table::getFragmentType()`
- `Table::getFrmData()`
- `Table::getFrmLength()`
- `Table::getHashMap()`
- `Table::getKValue()`
- `Table::getLinearFlag()`
- `Table::getLogging()`
- `Table::getMaxLoadFactor()`
- `Table::getMaxRows()`
- `Table::getMinLoadFactor()`
- `Table::getMinRows()`
- `Table::getName()`
- `Table::getNoOfAutoIncrementColumns()`
- `Table::getNoOfColumns()`
- `Table::getNoOfPrimaryKeys()`
- `Table::getObjectId()`
- `Table::getObjectStatus()`
- `Table::getObjectType() (OBSOLETE)`
- `Table::getObjectVersion()`
- `Table::getPartitionBalance()`
- `Table::getPartitionBalanceString()`
- `Table::getPartitionId()`
- `Table::getPrimaryKey()`
- `Table::getRangeListData()`
- `Table::getRangeListDataLen()`
- `Table::getRowChecksumIndicator()`
- `Table::getRowGCIndicator()`
- `Table::getRowSizeInBytes()`
- `Table::getSingleUserMode()`

- `Table::getTableId()`
- `Table::getTablespace()`
- `Table::getTablespaceData()`
- `Table::getTablespaceDataLen()`
- `Table::getTablespaceNames()`
- `Table::getTablespaceNamesLen()`
- `Table::hasDefaultValues()`
- `Table::setDefaultNoPartitionsFlag()`
- `Table::setExtraMetadata()`
- `Table::setForceVarPart()`
- `Table::setFragmentCount()`
- `Table::setFragmentData()`
- `Table::setFragmentType()`
- `Table::setFrm()`
- `Table::setHashMap()`
- `Table::setKValue()`
- `Table::setLinearFlag()`
- `Table::setLogging()`
- `Table::setMaxLoadFactor()`
- `Table::setMaxRows()`
- `Table::setMinLoadFactor()`
- `Table::setName()`
- `Table::setObjectType() (OBSOLETE)`
- `Table::setPartitionBalance()`
- `Table::setRangeListData()`
- `Table::setRowChecksumIndicator()`
- `Table::setRowGCIndicator()`
- `Table::setSingleUserMode()`
- `Table::setStatusInvalid()`
- `Table::setTablespace()`
- `Table::setTablespaceData()`
- `Table::setTablespaceNames()`
- `Table::SingleUserMode`

- [Table::validate\(\)](#)

Table Class Overview

Parent class [NdbDictionary](#)

Child classes *None*

Description The [Table](#) class represents a table in an NDB Cluster database. This class extends the [Object](#) class, which in turn is an inner class of the [NdbDictionary](#) class.

It is possible using the NDB API to create tables independently of the MySQL server. However, it is usually not advisable to do so, since tables created in this fashion cannot be seen by the MySQL server. Similarly, it is possible using [Table](#) methods to modify existing tables, but these changes (except for renaming tables) are not visible to MySQL.

Methods The following table lists the public methods of this class and the purpose or use of each method:

Table 2.79 Table class methods and descriptions

Name	Description
Table()	Class constructor
~Table()	Destructor
addColumn()	Adds a column to the table
aggregate()	Computes aggregate data for the table
equal()	Compares the table with another table
getColumn()	Gets a column (by name) from the table
getDefaultNoPartitions()	Checks whether the default number of partitions is being used
getFragmentCount()	Gets the number of fragments for this table
getExtraMetadata()	Gets extra metadata for this table
getForceVarPart()	Whether the table is forced to allocate a variable part
getFragmentData()	Gets table fragment data (ID, state, and node group)
getFragmentDataLen()	Gets the length of the table fragment data
getFragmentNodes()	Gets IDs of data nodes on which fragments are located
getFragmentType()	Gets the table's FragmentType
getFrmData()	Gets the data from the table .FRM file; deprecated in NDB 8.0.27
getFrmLength()	Gets the length of the table's .FRM file; deprecated in NDB 8.0.27
getHashMap()	Gets the table's hash map.

The Table Class

Name	Description
<code>getKValue()</code>	Gets the table's <code>KValue</code>
<code>getLinearFlag()</code>	Gets the current setting for the table's linear hashing flag
<code>getLogging()</code>	Checks whether logging to disk is enabled for this table
<code>getMaxLoadFactor()</code>	Gets the table's maximum load factor
<code>getMaxRows()</code>	Gets the maximum number of rows that this table may contain
<code>getMinLoadFactor()</code>	Gets the table's minimum load factor
<code>getMinRows()</code>	Gets the minimum number of rows in the table (for calculating partitions)
<code>getName()</code>	Gets the table's name
<code>getNoOfAutoIncrementColumns()</code>	Gets the number of auto-increment columns in the table
<code>getNoOfColumns()</code>	Gets the number of columns in the table
<code>getNoOfPrimaryKeys()</code>	Gets the number of columns in the table's primary key
<code>getObjectId()</code>	Gets the table's object ID
<code>getObjectStatus()</code>	Gets the table's object status
<code>getObjectType()</code>	Removed in NDB 7.5.0 (Bug #47960, Bug #11756088)
<code>getObjectVersion()</code>	Gets the table's object version
<code>getPartitionBalance()</code>	Gets partition balance (fragment count type) used for this table (NDB 7.5 and later)
<code>getPartitionBalanceString()</code>	Gets partition balance used for this table, as a string (NDB 7.5 and later)
<code>getPartitionId()</code>	Gets a partition ID from a hash value
<code>getPrimaryKey()</code>	Gets the name of the table's primary key
<code>getRangeListData()</code>	Gets a <code>RANGE</code> or <code>LIST</code> array
<code>getRangeListDataLen()</code>	Gets the length of the table <code>RANGE</code> or <code>LIST</code> array
<code>getRowChecksumIndicator()</code>	Checks whether the row checksum indicator has been set
<code>getRowGCIIndicator()</code>	Checks whether the row GCI indicator has been set
<code>getRowGCIIndicator()</code>	Checks whether the row GCI indicator has been set
<code>getRowSizeInBytes()</code>	Gets the size of a row of this table, in bytes
<code>getSingleUserMode()</code>	Gets the <code>SingleUserMode</code> for this table

The Table Class

Name	Description
<code>getTableId()</code>	Gets the table's ID
<code>getTablesapce()</code>	Gets the tablespace containing this table
<code>getTablesapceData()</code>	Gets the ID and version of the tablespace containing the table
<code>getTablesapceDataLen()</code>	Gets the length of the table's tablespace data
<code>getTablesapceNames()</code>	Gets the names of the tablespaces used in the table fragments
<code>hasDefaultValues()</code>	Determine whether table has any columns using default values
<code>setDefaultNoPartitions()</code>	Toggles whether the default number of partitions should be used for the table
<code>setExtraMetadata()</code>	Sets extra metadata for this table
<code>setForceVarPart()</code>	Forces the table to allocate a variable part
<code>getFragmentCount()</code>	Gets the number of fragments for this table
<code>setFragmentData()</code>	Sets the fragment ID, node group ID, and fragment state
<code>setFragmentType()</code>	Sets the table's <code>FragmentType</code>
<code>setFrm()</code>	Sets the <code>.FRM</code> file to be used for this table; deprecated in NDB 8.0.27
<code>setHashMap()</code>	Sets the table's hash map.
<code>setKValue()</code>	Set the <code>KValue</code>
<code>setLinearFlag()</code>	Sets the table's linear hashing flag
<code>setLogging()</code>	Toggle logging of the table to disk
<code>setMaxLoadFactor()</code>	Set the table's maximum load factor (<code>MaxLoadFactor</code>)
<code>setMaxRows()</code>	Sets the maximum number of rows in the table
<code>setMinLoadFactor()</code>	Set the table's minimum load factor (<code>MinLoadFactor</code>)
<code>setPartitionBalance()</code>	Sets the partition balance (fragment count type) for this table (NDB 7.5 and later)
<code>setName()</code>	Sets the table's name
<code>setObjectType()</code>	Removed in NDB 7.5.0 (Bug #47960, Bug #11756088)
<code>setRangeListData()</code>	Sets <code>LIST</code> and <code>RANGE</code> partition data
<code>setRowChecksumIndicator()</code>	Sets the row checksum indicator
<code>setRowGCIIndicator()</code>	Sets the row GCI indicator
<code>setSingleUserMode()</code>	Sets the <code>SingleUserMode</code> value for this table
<code>setStatusInvalid()</code>	

Name	Description
<code>setTablespace()</code>	Set the tablespace to use for this table
<code>setTablespaceData()</code>	Sets the tablespace ID and version
<code>setTablespaceNames()</code>	Sets the tablespace names for fragments
<code>validate()</code>	Validates the definition for a new table prior to creating it

Types The `Table` class defines a single public type `SingleUserMode`.

The assignment (=) operator is overloaded for this class, so that it always performs a deep copy.

As with other database objects, `Table` object creation and attribute changes to existing tables done using the NDB API are not visible from MySQL. For example, if you add a new column to a table using `Table::addColumn()`, MySQL cannot see the new column. The only exception to this rule with regard to tables is that a change of name of an existing NDB table using `Table::setName()` is visible to MySQL.

Calculating Table Sizes. When calculating the data storage one should add the size of all attributes (each attribute consuming a minimum of 4 bytes) and well as 12 bytes overhead. Variable size attributes have a size of 12 bytes plus the actual data storage parts, with an additional overhead based on the size of the variable part. For example, consider a table with 5 attributes: one 64-bit attribute, one 32-bit attribute, two 16-bit attributes, and one array of 64 8-bit attributes. The amount of memory consumed per record by this table is the sum of the following:

- 8 bytes for the 64-bit attribute
- 4 bytes for the 32-bit attribute
- 8 bytes for the two 16-bit attributes, each of these taking up 4 bytes due to right-alignment
- 64 bytes for the array (64 * 1 byte per array element)
- 12 bytes overhead

This totals 96 bytes per record. In addition, you should assume an overhead of about 2% for the allocation of page headers and wasted space. Thus, 1 million records should consume 96 MB, and the additional page header and other overhead comes to approximately 2 MB. Rounding up yields 100 MB.

Table::addColumn()

Description	Adds a column to a table.
Signature	<pre>void addColumn (const Column& column)</pre>
Parameters	A reference to the column which is to be added to the table.
Return value	This method's return type is <code>void</code> , but it does create a copy of the original <code>Column</code> object.

Table::aggregate()

Description	This method computes aggregate data for the table. It is required in order for aggregate methods such as <code>getNoOfPrimaryKeys()</code> to work properly before the table has been created and retrieved via <code>getTableId()</code> .
-------------	---

Signature	<pre>int aggregate (struct NdbError& error)</pre>
Parameters	A reference to an <code>NdbError</code> object.
Return value	An integer, whose value is <code>0</code> on success, and <code>-1</code> if the table is in an inconsistent state. In the latter case, the <code>error</code> is also set.

Table Constructor

Description	Creates a <code>Table</code> instance. There are two versions of the <code>Table</code> constructor, one for creating a new instance, and a copy constructor. Tables created in the NDB API using this method are not accessible from MySQL.
Signature	New instance: <pre>Table (const char* name = "")</pre> Copy constructor: <pre>Table (const Table& table)</pre>
Parameters	For a new instance, the name of the table to be created. For a copy, a reference to the table to be copied.
Return value	A <code>Table</code> object.
Destructor	<pre>virtual ~Table()</pre>

Table::equal()

Description	This method is used to compare one instance of <code>Table</code> with another.
Signature	<pre>bool equal (const Table& table) const</pre>
Parameters	A reference to the <code>Table</code> object with which the current instance is to be compared.
Return value	<code>true</code> if the two tables are the same, otherwise <code>false</code> .

Table::getColumn()

Description	This method is used to obtain a column definition, given either the index or the name of the column.
Signature	This method can be invoked using either the column ID or column name, as shown here: <pre>Column* getColumn</pre>


```
(
    const int AttributeId
)

Column* getColumn
(
    const char* name
)
```

Parameters	Either of: the column's index in the table (as it would be returned by the column's <code>getColumnNo()</code> method), or the name of the column.
Return value	A pointer to the column with the specified index or name. If there is no such column, then this method returns <code>NULL</code> .

Table::getDefaultNoPartitionsFlag()

Description	This method is used to find out whether the default number of partitions is used for the table.
-------------	---

Signature	<pre>UInt32 getDefaultNoPartitionsFlag (void) const</pre>
-----------	---

Parameters	<i>None.</i>
Return value	A 32-bit unsigned integer.

Table::getExtraMetadata()

Description	Get and unpack extra metadata for this table. This method was added in NDB 8.0.
-------------	--

Signature	<pre>int getExtraMetadata (UInt32& <i>version</i>, void** <i>data</i>, UInt32* <i>length</i>) const</pre>
-----------	---

Parameters	This method takes the following three parameters: <ul style="list-style-type: none"> • <i>version</i>: By convention, as used in NDB Cluster code, <code>1</code> means that the extra metadata contains a <code>.frm</code> file (blob data) as in NDB 7.6 and earlier; <code>2</code> indicates that it is serialized dictionary information as in NDB 8.0. The values are actually arbitrary, and application-specific. • <i>data</i>: The stored data retrieved as metadata. • <i>length</i>: The length of the stored data (metadata).
Return value	Returns <code>0</code> on success, any other value on failure. A nonzero value should be interpreted as an error code for the type of error.

Table::getForceVarPart()

Description	Whether the table is forced to allocate a variable-size part, regardless of whether the table actually has any variable sized columns. This is needed to allow subsequent adding of columns to the table online (see Online Operations with ALTER TABLE in NDB Cluster).
-------------	---

Signature

```
bool getForceVarPart
(
    void
) const
```

Parameters

None.

Return value

`true` when the table is forced to allocate a variable size part.

Table::getFragmentCount()

Description

This method gets the number of fragments in the table.

Signature

```
UInt32 getFragmentCount
(
    void
) const
```

Parameters

None.

Return value

The number of table fragments, as a 32-bit unsigned integer.

Table::getFragmentData()

Description

This method gets the table's fragment data (ID, state, and node group).

Signature

```
const void* getFragmentData
(
    void
) const
```

Parameters

None.

Return value

A pointer to the data to be read.

Table::getFragmentDataLen()

Description

Gets the length of the table fragment data to be read, in bytes.

Signature

```
UInt32 getFragmentDataLen
(
    void
) const
```

Parameters

None.

Return value

The number of bytes to be read, as an unsigned 32-bit integer.

Table::getFragmentNodes()

Description

This method retrieves a list of nodes storing a given fragment.

Signature

```
UInt32 getFragmentNodes
(
    UInt32 fragmentId,
    UInt32* nodeIdArrayPtr,
    UInt32 arraySize
) const
```

Parameters

This method takes the following three parameters:

- *fragmentId*: The ID of the desired fragment.
- *nodeIdArrayPtr*: Pointer to an array of node IDs of the nodes containing this fragment.

**Note**

Normally, the primary fragment is entry 0 in this array.

- *arraySize*: The size of the array containing the node IDs. If this is less than the number of fragments, then only the first *arraySize* entries are written to this array.

Return value

A return value of 0 indicates an error; otherwise, this is the number of table fragments, as a 32-bit unsigned integer.

Table::getFragmentType()

Description

This method gets the table's fragmentation type.

Signature

```
FragmentType getFragmentType
(
    void
) const
```

Parameters

None.

Return value

An `Object::FragmentType` value.

Table::getFrmData()**Note**

This feature is deprecated and should be avoided. It is subject to removal in a future version of NDB Cluster.

Description

Gets the data from the `.FRM` file associated with the table.

MySQL 8.0 and NDB 8.0 no longer use `.FRM` files but rather the MySQL data dictionary to store table metadata; thus this method is deprecated as of NDB 8.0.27, and subject to removal in a future NDB release. For reading and writing table metadata, use `getExtraMetadata()` and `setExtraMetadata()` instead.

Signature

```
const void* getFrmData
(
    void
) const
```

Parameters

None.

Return value

A pointer to the `.FRM` data.

Table::getFrmLength()**Note**

This feature is deprecated and should be avoided. It is subject to removal in a future version of NDB Cluster.

Description

Gets the length of the table's `.FRM` file data, in bytes.

MySQL 8.0 and NDB 8.0 no longer use `.FRM` files but rather the MySQL data dictionary to store table metadata; thus this method is deprecated as of NDB 8.0.27, and subject to removal in a future NDB release. For reading and writing table metadata, use `getExtraMetadata()` and `setExtraMetadata()` instead.

Signature

```
Uint32 getFrmLength
(
    void
) const
```

Parameters

None.

Return value

The length of the `.FRM` file data (an unsigned 32-bit integer).

Table::getHashMap()

Description

Get the hash map used for this table.

Signature

```
bool getHashMap
(
    Uint32* id = 0,
    Uint32* version = 0
) const
```

Parameters

The table ID and version.

Return value

True if the table has a hash map, otherwise false.

Table::getKValue()

Description

This method gets the KValue, a hashing parameter which is currently restricted to the value 6. In a future release, it may become feasible to set this parameter to other values.

Signature

```
int getKValue
(
    void
) const
```

Parameters

None.

Return value

An integer (currently always 6).

Table::getLinearFlag()

Description

This method retrieves the value of the table's linear hashing flag.

Signature

```
bool getLinearFlag
(
    void
) const
```

Parameters

None.

Return value

`true` if the flag is set, and `false` if it is not.

Table::getLogging()

Description

This class is used to check whether a table is logged to disk—that is, whether it is permanent or temporary.

Signature

```
bool getLogging
(
    void
) const
```

Parameters

None.

Return value

Returns a Boolean value. If this method returns `true`, then full checkpointing and logging are done on the table. If `false`, then the

table is a temporary table and is not logged to disk; in the event of a system restart the table still exists and retains its definition, but it will be empty. The default logging value is [true](#).

Table::getMaxLoadFactor()

Description	This method returns the load factor (a hashing parameter) when splitting of the containers in the local hash tables begins.
Signature	<pre>int getMaxLoadFactor (void) const</pre>
Parameters	<i>None.</i>
Return value	An integer whose maximum value is 100. When the maximum value is returned, this means that memory usage is optimised. Smaller values indicate that less data is stored in each container, which means that keys are found more quickly but more memory is consumed.

Table::getMaxRows()

Description	This method gets the maximum number of rows that the table can hold. This is used for calculating the number of partitions.
Signature	<pre>UInt64 getMaxRows (void) const</pre>
Parameters	<i>None.</i>
Return value	The maximum number of table rows, as a 64-bit unsigned integer.

Table::getMinLoadFactor()

Description	This method gets the value of the load factor when reduction of the hash table begins. This should always be less than the value returned by getMaxLoadFactor() .
Signature	<pre>int getMinLoadFactor (void) const</pre>
Parameters	<i>None.</i>
Return value	A percentage expressed as an integer; see Table::getMaxLoadFactor() .

Table::getMinRows()

Description	This method gets the minimum number of rows that the table can hold, for use in calculating the number of partitions.
Signature	<pre>UInt64 getMinRows (void) const</pre>
Parameters	<i>None.</i>

Return value The minimum number of table rows, as a 64-bit unsigned integer.

Table::getName()

Description Gets the name of a table.

Signature

```
const char* getName
(
    void
) const
```

Parameters *None.*

Return value The name of the table (a string).

Table::getNoOfAutoIncrementColumns()

Description This method is used to obtain the number of auto-incrment columns in a table.

Signature

```
int getNoOfAutoIncrementColumns
(
    void
) const
```

Parameters *None.*

Return value An integer representing the number of auto-increment columns in the table.

Table::getNoOfColumns()

Description This method is used to obtain the number of columns in a table.

Signature

```
int getNoOfColumns
(
    void
) const
```

Parameters *None.*

Return value An integer representing the number of columns in the table.

Table::getNoOfPrimaryKeys()

Description This method finds the number of primary key columns in the table.

Signature

```
int getNoOfPrimaryKeys
(
    void
) const
```

Parameters *None.*

Return value An integer representing the number of primary key columns in the table.

Table::getObjectId()

Description This method gets the table's object ID.

Signature

```
virtual int getObjectId
(
    void
) const
```

Parameters	<i>None.</i>
Return value	The object ID is returned as an integer.

Table::getObjectStatus()

Description	This method gets the table's status..
-------------	---------------------------------------

Signature	<pre>virtual Object::Status getObjectStatus (void) const</pre>
-----------	--

Parameters	<i>None.</i>
Return value	An <code>Object::Status</code> value.

Table::getObjectType() (OBSOLETE)

Description	This method did not work as intended, and was removed in NDB 7.5.0 (Bug #47960, Bug #11756088).
-------------	---

Signature	<pre>Object::Type getObjectType (void) const</pre>
-----------	--

Parameters	<i>None.</i>
Return value	Returns an <code>Object::Type</code> value.

Table::getObjectVersion()

Description	This method gets the table's object version (see NDB Schema Object Versions).
-------------	--

Signature	<pre>virtual int getObjectVersion (void) const</pre>
-----------	--

Parameters	<i>None.</i>
Return value	The table's object version, as an integer.

Table::getPartitionBalance()

Description	This method gets the table' partition balance scheme (fragment count type).
-------------	---

Prior to NDB 7.5, this method was known as `getFragmentCountType()`.

Signature	<pre>Object::PartitionBalance getPartitionBalance (void) const</pre>
-----------	--

Parameters	<i>None.</i>
Return value	The partition balancing scheme, as a value of type <code>Object::PartitionBalance</code> .

Table::getPartitionBalanceString()

Description	This method gets the table' partition balance scheme (fragment count type), and returns it as a string. Prior to NDB 7.5, this method was known as <code>getFragmentCountTypeString()</code> .
Signature	<pre>const char* getPartitionBalanceString (void) const</pre>
Parameters	<i>None.</i>
Return value	The partition balancing scheme, as a string value.

Table::getPartitionId()

Description	Gets a table partition ID, given its hash value.
Signature	<pre>UInt32 getPartitionId (UInt32 <i>hashvalue</i>) const</pre>
Parameters	A <i>hashvalue</i> . Note that if the table has not actually been retrieved (using, for example, <code>getTableId()</code>), then the result is likely not to be accurate or useful.
Return value	The identifier of the partition corresponding to the <i>hashvalue</i> .

Table::getPrimaryKey()

Description	This method is used to obtain the name of the table's primary key.
Signature	<pre>const char* getPrimaryKey (int <i>no</i>) const</pre>
Parameters	<i>None.</i>
Return value	The name of the primary key, a string (character pointer).

Table::getRangeListData()

Description	This method gets the range or list data associated with the table.
Signature	<pre>const void* getRangeListData (void) const</pre>
Parameters	<i>None.</i>
Return value	A pointer to the data.

Table::getRangeListDataLen()

Description	This method gets the size of the table's range or list array.
Signature	<pre>UInt32 getRangeListDataLen (void) const</pre>

Parameters	<i>None.</i>
Return value	The length of the list or range array, as an integer.

Table::getRowChecksumIndicator()

Description Check whether the row checksum indicator has been set.

Signature

```
bool getRowChecksumIndicator
(
    void
) const
```

Parameters *None.*

Return value A `true` or `false` value.

Table::getRowGCIIndicator()

Description Checks whether the row GCI indicator has been set.

Signature

```
bool getRowGCIIndicator
(
    void
) const
```

Parameters *None.*

Return value A `true` or `false` value.

Table::getRowSizeInBytes()

Description Gets the size of a row in this table. This is the (maximum) amount of data that can be stored in a single row of the table, exclusive of any blob data stored external to the table.

Signature

```
int getRowSizeInBytes
(
    void
) const
```

Parameters *None.*

Return value The size of the row, in bytes.

Table::getSingleUserMode()

Description Gets the single user mode of the table.

Signature

```
enum SingleUserMode getSingleUserMode
(
    void
) const
```

Parameters *None.*

Return value A `SingleUserMode` value.

Table::getTableId()

Description This method gets a table's ID.

Signature

```
int getTableId
(
    void
```

```
) const
```

Parameters

None.

Return value

The table ID, as an integer.

Table::getTablesapce()

Description

This method is used in two ways: to obtain the name of the tablespace to which this table is assigned; to verify that a given tablespace is the one being used by this table.

Signatures

To obtain the name of the tablespace, invoke without any arguments:

```
const char* getTablesapce
(
    void
) const
```

To determine whether the tablespace is the one indicated by the given ID and version, supply these as arguments, as shown here:

```
bool getTablesapce
(
    Uint32* id = 0,
    Uint32* version = 0
) const
```

Parameters

The number and types of parameters depend on how this method is being used:

- A. When used to obtain the name of the tablespace in use by the table, it is called without any arguments.
- B. When used to determine whether the given tablespace is the one being used by this table, then `getTablesapce()` takes two parameters:
 - The tablespace `id`, given as a pointer to a 32-bit unsigned integer
 - The tablespace `version`, also given as a pointer to a 32-bit unsigned integer

The default value for both `id` and `version` is `0`.

Return value

The return type depends on how the method is called:

- A. When `getTablesapce()` is called without any arguments, it returns a `Tablespace` object instance.
- B. When called with two arguments, it returns `true` if the tablespace is the same as the one having the ID and version indicated; otherwise, it returns `false`.

Table::getTablesapceData()

Description

This method gets the table's tablespace data (ID and version).

Signature

```
const void* getTablesapceData
(
    void
```

```
) const
```

Parameters *None.*

Return value A pointer to the data.

Table::getTablespaceDataLen()

Description This method is used to get the length of the table's tablespace data.

Signature

```
UInt32 getTablespaceDataLen
(
    void
) const
```

Parameters *None.*

Return value The length of the data, as a 32-bit unsigned integer.

Table::getTablespaceNames()

Description This method gets a pointer to the names of the tablespaces used in the table fragments.

Signature

```
const void* getTablespaceNames
(
    void
)
```

Parameters *None.*

Return value Returns a pointer to the tablespace name data.

Table::getTablespaceNamesLen()

Description This method gets the length of the tablespace name data returned by [getTablespaceNames\(\)](#). (See [Table::getTablespaceNames\(\)](#).)

Signature

```
UInt32 getTablespaceNamesLen
(
    void
) const
```

Parameters *None.*

Return value Returns the length of the name data, in bytes, as a 32-bit unsigned integer.

Table::hasDefaultValues()

Description Used to determine whether the table has any columns that are defined with default values other than [NULL](#).

To read and write default column values, use [Column::getDefaultValues\(\)](#) and [Column::setDefaultValues\(\)](#).

Signature

```
bool hasDefaultValues
(
    void
) const
```

Parameters *None.*

Return value Returns `true` if the table has any non-`NULL` columns with default values, otherwise `false`.

Table::setDefaultNoPartitionsFlag()

Description This method sets an indicator that determines whether the default number of partitions is used for the table.

Signature

```
void setDefaultNoPartitionsFlag
(
    Uint32 indicator
) const
```

Parameters This method takes a single argument `indicator`, a 32-bit unsigned integer.

Return value *None*.

Table::setExtraMetadata()

Description Store packed extra metadata for this table. The data is packed without any modification into the buffer of the given `Table` object.

Added in NDB 8.0.

Signature

```
int setExtraMetadata
(
    Uint32 version,
    const void* data,
    Uint32 length
)
```

Parameters The three parameters used by this method are listed here:

- `version`: As used in NDB Cluster code, `1` means that the extra metadata contains a `.frm` file (blob data) as in NDB 7.6 and earlier; `2` indicates that it is serialized dictionary information as in NDB 8.0. You should be aware that this is merely a convention, and the values can be application-specific, as desired.
- `data`: The actual data to be stored as metadata.
- `length`: The length of the data to be stored.

Return value `0` on success. Any other value indicates failure; in this case, the value is an error code indicating the type of error.

Table::setForceVarPart()

Description Forces the table to allocate a variable sized part, to permit online operations on the table even when it has no variable sized columns. See [Online Operations with ALTER TABLE in NDB Cluster](#), for more information about online operations in NDB Cluster.

Signature

```
void setForceVarPart
(
    bool force
)
```

Parameters Use with `force` set to `true` to cause the table to have a variable size part.

Return value *None*.

Table::setFragmentCount()

Description	Sets the number of table fragments.
Signature	<pre>void setFragmentCount (Uint32 <i>count</i>)</pre>
Parameters	<i>count</i> is the number of fragments to be used for the table.
Return value	<i>None</i> .

Table::setFragmentData()

Description	This method writes an array containing the following fragment information: <ul style="list-style-type: none"> • Fragment ID • Node group ID • Fragment State
Signature	<pre>void setFragmentData (const void* <i>data</i>, Uint32 <i>len</i>)</pre>
Parameters	This method takes the following two parameters: <ul style="list-style-type: none"> • A pointer to the fragment data to be written • The length (<i>len</i>) of this data, in bytes, as a 32-bit unsigned integer
Return value	<i>None</i> .

Table::setFragmentType()

Description	This method sets the table's fragmentation type.
Signature	<pre>void setFragmentType (FragmentType <i>fragmentType</i>)</pre>
Parameters	This method takes one argument, an <code>Object::FragmentType</code> value.
Return value	<i>None</i> .

Table::setFrm()**Note**

This feature is deprecated and should be avoided. It is subject to removal in a future version of NDB Cluster.

Description	This method is used to write data to this table's <code>.FRM</code> file. MySQL 8.0 and NDB 8.0 no longer use <code>.FRM</code> files but rather the MySQL data dictionary to store table metadata; thus this method
-------------	---

is deprecated as of NDB 8.0.27, and subject to removal in a future NDB release. For reading and writing table metadata, use `getExtraMetadata()` and `setExtraMetadata()` instead.

Signature

```
void setFrm
(
    const void* data,
    Uint32 len
)
```

Parameters

This method takes the following two arguments:

- A pointer to the `data` to be written.
- The length (`len`) of the data.

Return value

None.

Table::setHashMap()

Description

Set a hash map for the table.

Signature

```
int setHashMap
(
    const class HashMap &
)
```

Parameters

A reference to the hash map.

Return value

Returns 0 on success; on failure, returns -1 and sets error.

Table::setKValue()

Description

This sets the `KValue`, a hashing parameter.

Signature

```
void setKValue
(
    int kValue
)
```

Parameters

`kValue` is an integer. Currently the only permitted value is 6. In a future version this may become a variable parameter.

Return value

None.

Table::setLinearFlag()

Description

Set the table's linear hash flag. See `Table::getLinearFlag()`.

Signature

```
void setLinearFlag
(
    Uint32 flag
)
```

Parameters

The `flag` is a 32-bit unsigned integer.

Return value

None.

Table::setLogging()

Description

Toggles the table's logging state. See `Table::getLogging()`.

Signature

```
void setLogging
(
    bool enable
)
```

Parameters If *enable* is *true*, then logging for this table is enabled; if it is *false*, then logging is disabled.

Return value *None*.

Table::setMaxLoadFactor()

Description This method sets the maximum load factor when splitting the containers in the local hash tables.

Signature

```
void setMaxLoadFactor
(
    int max
)
```

Parameters This method takes a single parameter *max*, an integer representation of a percentage (for example, *45* represents 45 percent). For more information, see [Table::getMaxLoadFactor\(\)](#).

This should never be greater than the minimum load factor.

Return value *None*.

Table::setMaxRows()

Description This method sets the maximum number of rows that can be held by the table.

Signature

```
void setMaxRows
(
    UInt64 maxRows
)
```

Parameters *maxRows* is a 64-bit unsigned integer that represents the maximum number of rows to be held in the table.

Return value *None*.

Table::setMinLoadFactor()

Description This method sets the minimum load factor when reduction of the hash table begins.

Signature

```
void setMinLoadFactor
(
    int min
)
```

Parameters This method takes a single parameter *min*, an integer representation of a percentage (for example, *45* represents 45 percent). For more information, see [Table::getMinLoadFactor\(\)](#).

Return value *None*.

Table::setName()

Description This method sets the name of the table.

This is the only *set*()* method of *Table* whose effects are visible to MySQL.

Signature

```
void setName
(
    const char* name
)
```

Parameters	<i>name</i> is the (new) name of the table.
Return value	<i>None</i> .

Table::setObjectType() (OBSOLETE)

Description	This method did not work as intended, and was removed in NDB 7.5.0 (Bug #47960, Bug #11756088).
Signature	<pre>void setObjectType (Object::Type type)</pre>
Parameters	The desired object <i>type</i> . This must be one of the <code>Type</code> values listed in <code>Object::Type</code> .
Return value	<i>None</i> .

Table::setPartitionBalance()

Description	Sets the table's partition balancing scheme. Prior to NDB 7.5, this method was known as <code>setFragmentCountType()</code> .
Signature	<pre>void setPartitionBalance (Object::PartitionBalance scheme)</pre>
Parameters	<i>scheme</i> is the partition balancing scheme to be used for the table. This is a value of type <code>PartitionBalance</code> .
Return value	<i>None</i> .

Table::setRangeListData()

Description	This method sets an array containing information that maps range values and list values to fragments. This is essentially a sorted map consisting of fragment-ID/value pairs. For range partitions there is one pair per fragment. For list partitions it could be any number of pairs, but at least as many pairs as there are fragments.
Signature	<pre>void setRangeListData (const void* data, Uint32 len)</pre>
Parameters	This method requires the following two parameters: <ul style="list-style-type: none"> • A pointer to the range or list <i>data</i> containing the ID/value pairs • The length (<i>len</i>) of this data, as a 32-bit unsigned integer.
Return value	<i>None</i> .

Table::setRowChecksumIndicator()

Description	Set the row checksum indicator.
Signature	<pre>void setRowChecksumIndicator (bool value)</pre>


```
) const
```

Parameters

A `true` or `false` value.

Return value

*None.***Table::setRowGCIIndicator()**

Description

Sets the row GCI indicator.

Signature

```
void setRowGCIIndicator
(
    bool value
) const
```

Parameters

A `true` or `false` value.

Return value

*None.***Table::setSingleUserMode()**

Description

Sets a `SingleUserMode` for the table.

Signature

```
void setSingleUserMode
(
    enum SingleUserMode
)
```

Parameters

A `SingleUserMode` value.

Return value

*None.***Table::setStatusInvalid()**

Description

Forces the table's status to be invalidated.

Signature

```
void setStatusInvalid
(
    void
) const
```

Parameters

None.

Return value

*None.***Table::setTablespace()**

Description

This method sets the tablespace for the table.

See [Section 2.3.28, "The Tablespace Class"](#).

Signatures

Using the name of the tablespace:

```
void setTablespace
(
    const char* name
)
```

Using a `Tablespace` object:

```
void setTablespace
(
    const class Tablespace& tablespace
)
```

Parameters

This method can be called with a single argument, which can be of either one of these two types:

- The *name* of the tablespace (a string).
- A reference to an existing `Tablespace` instance.

Return value

None.

Table::setTablespaceData()

Description

This method sets the tablespace information for each fragment, and includes a tablespace ID and a tablespace version.

Signature

```
void setTablespaceData
(
    const void* data,
    Uint32 len
)
```

Parameters

This method requires the following two parameters:

- A pointer to the *data* containing the tablespace ID and version
- The length (*len*) of this data, as a 32-bit unsigned integer.

Return value

None.

Table::setTablespaceNames()

Description

Sets the names of the tablespaces used by the table fragments.

Signature

```
void setTablespaceNames
(
    const void* data
    Uint32 len
)
```

Parameters

This method takes the following two parameters:

- A pointer to the tablespace names *data*
- The length (*len*) of the names data, as a 32-bit unsigned integer.

Return value

None.

Table::SingleUserMode

This section provides information about the `SingleUserMode` data type.

Description

`SingleUserMode` specifies access rights to the table when single user mode is in effect.

Enumeration values

Possible values for `SingleUserMode` are shown, along with descriptions, in the following table:

Table 2.80 Table::SingleUserMode values and descriptions

Name	Description
<code>SingleUserModeLock</code>	The table is locked (unavailable).
<code>SingleUserModeRead</code>	The table is available in read-only mode.
<code>SingleUserModeReadWrite</code>	The table is available in read-write mode.

Table::validate()

Description	<p>This method validates the definition for a new table prior to creating it, executes the <code>Table::aggregate()</code> method, and performs additional checks. <code>validate()</code> is called automatically when a table is created or retrieved. For this reason, it is usually not necessary to call <code>aggregate()</code> or <code>validate()</code> directly.</p> <p>You should be aware that, even after the <code>validate()</code> method is called, there may still exist errors which can be detected only by the NDB kernel when the table is actually created.</p>
Signature	<pre>int validate (struct NdbError& error)</pre>
Parameters	A reference to an <code>NdbError</code> object.
Return value	An integer, whose value is <code>0</code> on success, and <code>-1</code> if the table is in an inconsistent state. In the latter case, the <code>error</code> is also set.

2.3.28 The Tablespace Class

This section provides information about the `Tablespace` class.

- [Tablespace Class Overview](#)
- [Tablespace Constructor](#)
- [Tablespace::getAutoGrowSpecification\(\)](#)
- [Tablespace::getDefaultLogfileGroup\(\)](#)
- [Tablespace::getDefaultLogfileGroupId\(\)](#)
- [Tablespace::getExtentSize\(\)](#)
- [Tablespace::getObjectId\(\)](#)
- [Tablespace::getName\(\)](#)
- [Tablespace::getObjectStatus\(\)](#)
- [Tablespace::getObjectVersion\(\)](#)
- [Tablespace::setAutoGrowSpecification\(\)](#)
- [Tablespace::setDefaultLogfileGroup\(\)](#)
- [Tablespace::setExtentSize\(\)](#)
- [Tablespace::setName\(\)](#)

Tablespace Class Overview

Parent class	<code>NdbDictionary</code>
Child classes	<i>None</i>
Description	The <code>Tablespace</code> class models an NDB Cluster Disk Data tablespace, which contains the data files used to store Cluster Disk Data. For an overview of Cluster Disk Data and data file characteristics, see CREATE TABLESPACE Statement , in the MySQL Manual.

Only unindexed column data can be stored on disk. Indexes and indexes columns are always stored in memory.

Methods

The following table lists the public methods of this class and the purpose or use of each method:

Table 2.81 Tablespace class methods and descriptions

Name	Description
<code>Tablespace()</code>	Class constructor
<code>~Tablespace()</code>	Virtual destructor method
<code>getAutoGrowSpecification()</code>	Used to obtain the <code>AutoGrowSpecification</code> structure associated with the tablespace
<code>getDefaultLogfileGroup()</code>	Gets the name of the tablespace's default log file group
<code>getDefaultLogfileGroupId()</code>	Gets the ID of the tablespace's default log file group
<code>getExtentSize()</code>	Gets the extent size used by the tablespace
<code>getName()</code>	Gets the name of the tablespace
<code>getObjectId()</code>	Gets the object ID of a <code>Tablespace</code> instance
<code>getObjectStatus()</code>	Used to obtain the <code>Object::Status</code> of the <code>Tablespace</code> instance for which it is called
<code>getObjectVersion()</code>	Gets the object version of the <code>Tablespace</code> object for which it is invoked
<code>setAutoGrowSpecification()</code>	Used to set the auto-grow characteristics of the tablespace
<code>setDefaultLogfileGroup()</code>	Sets the tablespace's default log file group
<code>setExtentSize()</code>	Sets the size of the extents used by the tablespace
<code>setName()</code>	Sets the name for the tablespace

Types

The `Tablespace` class defines no public types of its own; however, two of its methods make use of the `AutoGrowSpecification` data structure.

Tablespace Constructor

Description

These methods are used to create a new instance of `Tablespace`, or to copy an existing one.



Note

The `Dictionary` class also supplies methods for creating and dropping tablespaces.

Signatures. New instance:

```
Tablespace
(
    void
```

```
)
```

Copy constructor:

```
Tablespace
(
    const Tablespace& tablespace
)
```

Parameters New instance: *None*. Copy constructor: a reference to an existing [Tablespace](#) instance.

Return value A [Tablespace](#) object.

Destructor. The class defines a virtual destructor `~Tablespace()` which takes no arguments and returns no value.

Tablespace::getAutoGrowSpecification()

Description.

Signature

```
const AutoGrowSpecification& getAutoGrowSpecification
(
    void
) const
```

Parameters *None*.

Return value A reference to the structure which describes the tablespace auto-grow characteristics; for details, see [NdbDictionary::AutoGrowSpecification](#).

Tablespace::getDefaultLogfileGroup()

Description This method retrieves the name of the tablespace's default log file group.

Alternatively, you may wish to obtain the ID of the default log file group; see [Tablespace::getDefaultLogfileGroupId\(\)](#).

Signature

```
const char* getDefaultLogfileGroup
(
    void
) const
```

Parameters *None*.

Return value The name of the log file group (string value as character pointer).

Tablespace::getDefaultLogfileGroupId()

Description This method retrieves the ID of the tablespace's default log file group.

You can also obtain directly the name of the default log file group rather than its ID; see [Tablespace::getDefaultLogfileGroup\(\)](#).

Signature

```
UInt32 getDefaultLogfileGroupId
(
    void
) const
```

Parameters *None*.

Return value The ID of the log file group, as an unsigned 32-bit integer.

Tablespace::getExtentSize()

Description

This method is used to retrieve the *extent size*—that is the size of the memory allocation units—used by the tablespace.

**Note**

The same extent size is used for all data files contained in a given tablespace.

Signature

```
UInt32 getExtentSize
(
    void
) const
```

Parameters

None.

Return value

The tablespace's extent size in bytes, as an unsigned 32-bit integer.

Tablespace::getObjectId()

Description

This method retrieves the tablespace's object ID.

Signature

```
virtual int getObjectId
(
    void
) const
```

Parameters

None.

Return value

The object ID, as an integer.

Tablespace::getName()

Description

This method retrieves the name of the tablespace.

Signature

```
const char* getName
(
    void
) const
```

Parameters

None.

Return value

The name of the tablespace, a string value (as a character pointer).

Tablespace::getObjectStatus()

Description

This method is used to retrieve the object status of a tablespace.

Signature

```
virtual Object::Status getObjectStatus
(
    void
) const
```

Parameters

None.

Return value

An `Object::Status` value.

Tablespace::getObjectVersion()

Description

This method gets the tablespace object version (see [NDB Schema Object Versions](#)).

Signature

```
virtual int getObjectVersion
(
    void
```

```
) const
```

Parameters	<i>None.</i>
Return value	The object version, as an integer.

Tablespace::setAutoGrowSpecification()

Description	This method is used to set the auto-grow characteristics of the tablespace.
-------------	---

Signature	<pre>void setAutoGrowSpecification (const AutoGrowSpecification& <i>autoGrowSpec</i>)</pre>
-----------	---

Parameters	This method takes a single parameter, an AutoGrowSpecification data structure.
Return value	<i>None.</i>

Tablespace::setDefaultLogfileGroup()

Description	This method is used to set a tablespace's default log file group.
-------------	---

Signature	This method can be called in two different ways. The first of these uses the name of the log file group, as shown here:
-----------	---

```
void setDefaultLogfileGroup
(
    const char* name
)
```

This method can also be called by passing it a reference to a [LogfileGroup](#) object:

```
void setDefaultLogfileGroup
(
    const class LogfileGroup& lGroup
)
```

The NDB API provides no method for setting a log file group as the default for a tablespace by referencing the log file group's ID.

Parameters	Either the <i>name</i> of the log file group to be assigned to the tablespace, or a reference <i>lGroup</i> to this log file group.
Return value	<i>None.</i>

Tablespace::setExtentSize()

Description	This method sets the tablespace's extent size.
-------------	--

Signature	<pre>void setExtentSize (Uint32 <i>size</i>)</pre>
-----------	--

Parameters	The <i>size</i> to be used for this tablespace's extents, in bytes.
Return value	<i>None.</i>

Tablespace::setName()

Description	This method sets the name of the tablespace.
-------------	--

Signature

```
void setName
(
    const char* name
) const
```

Parameters

The *name* of the tablespace, a string (character pointer).

Return value

None.

2.3.29 The Undofile Class

This section provides information about the `Undofile` class.

- [Undofile Class Overview](#)
- [Undofile Constructor](#)
- [Undofile::getFileNo\(\) \(OBSOLETE\)](#)
- [Undofile::getLogfileGroup\(\)](#)
- [Undofile::getLogfileGroupId\(\)](#)
- [Undofile::getNode\(\) \(OBSOLETE\)](#)
- [Undofile::getObjectId\(\)](#)
- [Undofile::getObjectStatus\(\)](#)
- [Undofile::getObjectVersion\(\)](#)
- [Undofile::getPath\(\)](#)
- [Undofile::getSize\(\)](#)
- [Undofile::setLogfileGroup\(\)](#)
- [Undofile::setNode\(\) \(OBSOLETE\)](#)
- [Undofile::setPath\(\)](#)
- [Undofile::setSize\(\)](#)

Undofile Class Overview

Parent class

`NdbDictionary`

Child classes

None

Description

The `Undofile` class models an NDB Cluster Disk Data undo file, which stores data used for rolling back transactions.

Only unindexed column data can be stored on disk. Indexes and indexes columns are always stored in memory.

Methods

The following table lists the public methods of this class and the purpose or use of each method:

Table 2.82 Undofile class methods and descriptions

Name	Description
<code>Undofile()</code>	Class constructor
<code>~Undofile()</code>	Virtual destructor

Name	Description
<code>getFileNo()</code>	Removed in NDB 7.5.0 (Bug #47960, Bug #11756088)
<code>getLogfileGroup()</code>	Gets the name of the log file group to which the undo file belongs
<code>getLogfileGroupId</code>	Gets the ID of the log file group to which the undo file belongs
<code>getNode()</code>	Removed in NDB 7.5.0 (Bug #47960, Bug #11756088)
<code>getObjectId()</code>	Gets the undo file's object ID
<code>getObjectStatus()</code>	Gets the undo file's <code>Status</code>
<code>getObjectVersion()</code>	Gets the undo file's object version
<code>getPath()</code>	Gets the undo file's file system path
<code>getSize()</code>	Gets the size of the undo file
<code>setLogfileGroup()</code>	Sets the undo file's log file group using the name of the log file group or a reference to the corresponding <code>LogfileGroup</code> object
<code>setNode()</code>	Removed in NDB 7.5.0 (Bug #47960, Bug #11756088)
<code>setPath()</code>	Sets the file system path for the undo file
<code>setSize()</code>	Sets the undo file's size

Types

The `Undofile` class defines no public types.

Undofile Constructor

Description

The class constructor can be used to create a new `Undofile` instance, or to copy an existing one.

Signatures

Create a new instance:

```
Undofile
(
    void
)
```

Copy constructor:

```
Undofile
(
    const Undofile& undoFile
)
```

Parameters

New instance: *None*. The copy constructor takes a single argument—a reference to the `Undofile` object to be copied.

Return value

An `Undofile` object.

Destructor. The class defines a virtual destructor which takes no arguments and has the return type `void`.

Undofile::getFileNo() (OBSOLETE)

Description

This method did not work as intended, and was removed in NDB 7.5.0 (Bug #47960, Bug #11756088).

Signature

```
uint32 getFileNo
```

```
(
    void
) const
```

Parameters

None.

Return value

The number of the undo file, as an unsigned 32-bit integer.

Undofile::getLogfileGroup()

Description

This method retrieves the name of the log file group to which the undo file belongs.

Signature

```
const char* getLogfileGroup
(
    void
) const
```

Parameters

None.

Return value

The name of the log file group, a string value (as a character pointer).

Undofile::getLogfileGroupId()

Description

This method retrieves the ID of the log file group to which the undo file belongs.

It is also possible to obtain the name of the log file group directly. See [Undofile::getLogfileGroup\(\)](#)

Signature

```
UInt32 getLogfileGroupId
(
    void
) const
```

Parameters

None.

Return value

The ID of the log file group, as an unsigned 32-bit integer.

Undofile::getNode() (OBSOLETE)

Description

This method did not work as intended, and was removed in NDB 7.5.0 (Bug #47960, Bug #11756088).

Signature

```
UInt32 getNode
(
    void
) const
```

Parameters

None.

Return value

The node ID, as an unsigned 32-bit integer.

Undofile::getObjectId()

Description

This method retrieves the undo file's object ID.

Signature

```
virtual int getObjectId
(
    void
) const
```

Parameters

None.

Return value

The object ID, as an integer.

Undofile::getObjectStatus()

Description	This method is used to retrieve the object status of an undo file.
Signature	<pre>virtual Object::Status getObjectStatus (void) const</pre>
Parameters	<i>None.</i>
Return value	An <code>Object::Status</code> value.

Undofile::getObjectVersion()

Description	This method gets the undo file's object version (see NDB Schema Object Versions).
Signature	<pre>virtual int getObjectVersion (void) const</pre>
Parameters	<i>None.</i>
Return value	The object version, as an integer.

Undofile::getPath()

Description	This method retrieves the path matching the location of the undo file on the data node's file system.
Signature	<pre>const char* getPath (void) const</pre>
Parameters	<i>None.</i>
Return value	The file system path, a string (as a character pointer).

Undofile::getSize()

Description	This method gets the size of the undo file in bytes.
Signature	<pre>UInt64 getSize (void) const</pre>
Parameters	<i>None.</i>
Return value	The size in bytes of the undo file, as an unsigned 64-bit integer.

Undofile::setLogfileGroup()

Description	Given either a name or an object reference to a log file group, the <code>setLogfileGroup()</code> method assigns the undo file to that log file group.
Signature	Using a log file group name: <pre>void setLogfileGroup (const char* name</pre>

)

Using a reference to an instance of [LogfileGroup](#):

```
void setLogfileGroup
(
    const class LogfileGroup & logfileGroup
)
```

Parameters

The *name* of the log file group (a character pointer), or a reference to a [LogfileGroup](#) instance.

Return value

None.

Undofile::setNode() (OBSOLETE)

Description

This method did not work as intended, and was removed in NDB 7.5.0 (Bug #47960, Bug #11756088).

Signature

```
void setNode
(
    Uint32 nodeId
)
```

Parameters

The *nodeId* of the data node where the undo file is to be placed; this is an unsigned 32-bit integer.

Return value

None.

Undofile::setPath()

Description

This method is used to set the file system path of the undo file on the data node where it resides.

Signature

```
void setPath
(
    const char* path
)
```

Parameters

The desired *path* to the undo file.

Return value

None.

Undofile::setSize()

Description

Sets the size of the undo file in bytes.

Signature

```
void setSize
(
    Uint64 size
)
```

Parameters

The intended *size* of the undo file in bytes, as an unsigned 64-bit integer.

Return value

None.

2.4 NDB API Errors and Error Handling

This section contains a discussion of error handling in NDB API applications as well as listing listings of the most common [NDB](#) error codes and messages, along with their classifications and likely causes for which they might be raised.

For information about the [NdbError](#) structure, which is used to convey error information to NDB API applications, see [Section 2.3.15, "The NdbError Structure"](#).

**Important**

It is strongly recommended that you *not* depend on specific error codes in your NDB API applications, as they are subject to change over time. Instead, you should use the `NdbError::Status` and error classification in your source code, or consult the output of `perror --ndb error_code` to obtain information about a specific error code.

If you find a situation in which you need to use a specific error code in your application, please file a bug report at <http://bugs.mysql.com/> so that we can update the corresponding status and classification.

2.4.1 Handling NDB API Errors

This section describes how NDB API errors can be detected and mapped onto particular operations.

NDB API errors can be generated in either of two ways:

- When an operation is defined
- When an operation is executed

Errors raised during operation definition. Errors generated during operation definition result in a failure return code from the method called. The actual error can be determined by examining the relevant `NdbOperation` object, or the operation's `NdbTransaction` object.

Errors raised during operation execution. Errors occurring during operation execution cause the transaction of which they are a part to be aborted unless the `AO_IgnoreError` abort option is set for the operation.

By default, read operations are run with `AO_IgnoreError`, and write operations are run with `AbortOnError`, but this can be overridden by the user. When an error during execution causes a transaction to be aborted, the `execute()` method returns a failure return code. If an error is ignored due to `AO_IgnoreError` being set on the operation, the `execute()` method returns a success code, and the user must examine all operations for failure using `NdbOperation::getNdbError()`. For this reason, the return value of `getNdbError()` should usually be checked, even if `execute()` returns success. If the client application does not keep track of `NdbOperation` objects during execution, then `NdbTransaction::getNextCompletedOperation()` can be used to iterate over them.

You should also be aware that use of `NdbBlob` can result in extra operations being added to the batches executed. This means that, when iterating over completed operations using `getNextCompletedOperation()`, you may encounter operations related to `NdbBlob` objects which were not defined by your application.

**Note**

A read whose `LockMode` is `CommittedRead` cannot be `AbortOnError`. In this case, it is always be `IgnoreError`.

In all cases where operation-specific errors arise, an execution error with an operation is marked against both the operation and the associated transaction object. Where there are multiple operation errors in a single `NdbTransaction::execute()` call, due to operation batching and the use of `AO_IgnoreError`, only the first is marked against the `NdbTransaction` object. The remaining errors are recorded against the corresponding `NdbOperation` objects only.

It is also possible for errors to occur during execution—such as a data node failure—which are marked against the transaction object, but *not* against the underlying operation objects. This is because these errors apply to the transaction as a whole, and not to individual operations within the transaction.

For this reason, applications should use `NdbTransaction::getNdbError()` as the first way to determine whether an `NdbTransaction::execute()` call failed. If the batch of operations being

executed included operations with the `AO_IgnoreError` abort option set, then it is possible that there were multiple failures, and the completed operations should be checked individually for errors using `NdbOperation::getNdbError()`.

Implicit `NdbTransaction::execute()` calls in scan and BLOB methods. Scan operations are executed in the same way as other operations, and also have implicit `execute()` calls within the `NdbScanOperation::nextResult()` method. When `NdbScanOperation::nextResult()` indicates failure (that is, if the method returns `-1`), the transaction object should be checked for an error. The `NdbScanOperation` may also contain the error, but only if the error is not operation-specific.

Some blob manipulation methods also have implicit internal `execute()` calls, and so can experience operation execution failures at these points. The following `NdbBlob` methods can generate implicit `execute()` calls; this means that they also require checks of the `NdbTransaction` object for errors via `NdbTransaction::getNdbError()` if they return an error code:

- `setNull()`
- `truncate()`
- `readData()`
- `writeData()`

Summary. In general, it is possible for an error to occur during execution (resulting in a failure return code) when calling any of the following methods:

- `NdbTransaction::execute()`
- `NdbBlob::setNull()`
- `NdbBlob::truncate()`
- `NdbBlob::readData()`
- `NdbBlob::writeData()`
- `NdbScanOperation::nextResult()`



Note

This method does *not* perform an implicit `execute()` call. The `NdbBlob` methods can cause other defined operations to be executed when these methods are called; however, `nextResult()` calls do not do so.

If this happens, the `NdbTransaction::getNdbError()` method should be called to identify the first error that occurred. When operations are batched, and there are `IgnoreError` operations in the batch, there may be multiple operations with errors in the transaction. These can be found by using `NdbTransaction::getNextCompletedOperation()` to iterate over the set of completed operations, calling `NdbOperation::getNdbError()` for each operation.

When `IgnoreError` has been set on any operations in a batch of operations to be executed, the `NdbTransaction::execute()` method indicates success even where errors have actually occurred, as long as none of these errors caused a transaction to be aborted. To determine whether there were any ignored errors, the transaction error status should be checked using `NdbTransaction::getNdbError()`. *Only if this indicates success can you be certain that no errors occurred.* If an error code is returned by this method, and operations were batched, then you should iterate over all completed operations to find all the operations with ignored errors.

Example (pseudocode). We begin by executing a transaction which may have batched operations and a mix of `AO_IgnoreError` and `AbortOnError` abort options:

```
int execResult= NdbTransaction.execute(args);
```

**Note**

For the number and permitted values of `args`, see [NdbTransaction::execute\(\)](#).

Next, because errors on `AO_IgnoreError` operations do not affect `execResult`—that is, the value returned by `execute()`—we check for errors on the transaction:

```
NdbError err= NdbTransaction.getNdbError();
if (err.code != 0)
{
```

An nonzero value for the error code means that an error was raised on the transaction. This could be due to any of the following conditions:

- A transaction-wide error, such as a data node failure, that caused the transaction to be aborted
- A single operation-specific error, such as a constraint violation, that caused the transaction to be aborted
- A single operation-specific ignored error, such as no data found, that did not cause the transaction to be aborted
- The first of many operation-specific ignored errors, such as no data found when batching, that did not cause the transaction to be aborted
- First of a number of operation-specific ignored errors such as no data found (when batching) before an aborting operation error (transaction aborted)

```
if (execResult != 0)
{
```

The transaction has been aborted. The recommended strategy for handling the error in this case is to test the transaction error status and take appropriate action based on its value:

```
switch (err.status)
{
  case value1:
    // statement block handling value1 ...
  case value2:
    // statement block handling value2 ...
    // (etc. ...)
  case valueN:
    // statement block handling valueN ...
}
```

Since the transaction was aborted, it is generally necessary to iterate over the completed operations (if any) and find the errors raised by each only if you wish to do so for reporting purposes.

```
}
else
{
```

The transaction itself was not aborted, but there must be one or more ignored errors. In this case, you should iterate over the operations to determine what happened and handle the cause accordingly.

```
}
}
```

To handle a `NdbScanOperation::nextResult()` which returns `-1`, indicating that the operation failed (omitting cases where the operation was successful):

```
int nextrc= NdbScanOperation.nextResult(args);
```

**Note**

For the number and permitted values of *args*, see [NdbScanOperation::nextResult\(\)](#).

```
if (nextrc == -1)
{
```

First, you should check the [NdbScanOperation](#) object for any errors:

```
NdbError err= NdbScanOperation.getNdbError();

if (err.code == 0)
{
```

No error was found in the scan operation; the error must belong to the transaction as whole.

```
}
err= NdbTransaction.getNdbError();
```

Now you can handle the error based on the error status:

```
switch (err.status)
{
  case value1:
    // statement block handling value1 ...
  case value2:
    // statement block handling value2 ...
    // (etc. ...)
  case valueN:
    // statement block handling valueN ...
}
}
```

For information about NDB API error classification and status codes, see [Section 2.4.4, “NDB Error Classifications”](#). While you should not rely on a specific error code or message text in your NDB API applications—since error codes and messages are both subject to change over time—it can be useful to check error codes and messages to help determine why a particular failure occurred. For more information about these, see [Section 2.4.2, “NDB Error Codes: by Type”](#). For more about [NdbError](#) and the types of information which can be obtained from [NdbError](#) objects, see [Section 2.3.15, “The NdbError Structure”](#).

2.4.2 NDB Error Codes: by Type

This section contains a number of error code lists, one for each type of NDB API error. The error types include the following:

- No error
- Application error
- Scan application error
- Configuration or application error (currently unused)
- No data found
- Constraint violation
- Schema error

- User defined error
- Insufficient space
- Temporary Resource error
- Node Recovery error
- Overload error
- Timeout expired
- Node shutdown
- Internal temporary
- Unknown result error
- Unknown error code (currently unused)
- Internal error
- Function not implemented

The information in each list includes, for each error:

- The NDB error code
- The corresponding MySQL error code
- The NDB classification code

See [Section 2.4.4, “NDB Error Classifications”](#), for the meanings of these classification codes.

- The text of the error message

Similar errors have been grouped together in each list. Each list is ordered alphabetically.

You can always obtain the latest error codes and information from the file `storage/ndb/src/ndbapi/ndberror.cpp`. (In previous releases of NDB Cluster, this file was named `ndberror.c`.)

These types are also shown in the `error_status` column of the `ndbinfo.error_messages` table.

2.4.2.1 No error

The following list enumerates all NDB errors of type **NE (No error)**.

NDB error code	0
MySQL error	0
Error message	No error

2.4.2.2 Application error

The following list enumerates all NDB errors of type **AE (Application error)**.

NDB error code	1233
MySQL error	DMEC
Error message	Table read-only
NDB error code	1302

MySQL error	DMEC
Error message	A backup is already running
NDB error code	1306
MySQL error	DMEC
Error message	Backup not supported in diskless mode (change Diskless)
NDB error code	1329
MySQL error	DMEC
Error message	Backup during software upgrade not supported
NDB error code	1342
MySQL error	DMEC
Error message	Backup failed to allocate buffers (check configuration)
NDB error code	1343
MySQL error	DMEC
Error message	Backup failed to setup fs buffers (check configuration)
NDB error code	1344
MySQL error	DMEC
Error message	Backup failed to allocate tables (check configuration)
NDB error code	1345
MySQL error	DMEC
Error message	Backup failed to insert file header (check configuration)
NDB error code	1346
MySQL error	DMEC
Error message	Backup failed to insert table list (check configuration)
NDB error code	1347
MySQL error	DMEC
Error message	Backup failed to allocate table memory (check configuration)
NDB error code	1348
MySQL error	DMEC
Error message	Backup failed to allocate file record (check configuration)
NDB error code	1349
MySQL error	DMEC
Error message	Backup failed to allocate attribute record (check configuration)
NDB error code	1701

MySQL error	DMEC
Error message	Node already reserved
NDB error code	1702
MySQL error	DMEC
Error message	Node already connected
NDB error code	1704
MySQL error	DMEC
Error message	Node type mismatch
NDB error code	21000
MySQL error	HA_ERR_CANNOT_ADD_FOREIGN
Error message	Create foreign key failed - parent key is primary key and on-update-cascade is not allowed
NDB error code	21026
MySQL error	HA_ERR_CANNOT_ADD_FOREIGN
Error message	Create foreign key failed in NDB - parent index is not unique index
NDB error code	21033
MySQL error	HA_ERR_CANNOT_ADD_FOREIGN
Error message	Create foreign key failed in NDB - No parent row found
NDB error code	21034
MySQL error	HA_ERR_CANNOT_ADD_FOREIGN
Error message	Create foreign key failed - child table has Blob or Text column and on-delete-cascade is not allowed
NDB error code	21040
MySQL error	DMEC
Error message	Drop foreign key failed in NDB - foreign key not found
NDB error code	21060
MySQL error	DMEC
Error message	Build foreign key failed in NDB - foreign key not found
NDB error code	21080
MySQL error	HA_ERR_ROW_IS_REFERENCED
Error message	Drop table not allowed in NDB - referenced by foreign key on another table
NDB error code	21081
MySQL error	HA_ERR_DROP_INDEX_FK

Error message	Drop index not allowed in NDB - used as parent index of a foreign key
NDB error code	21082
MySQL error	HA_ERR_DROP_INDEX_FK
Error message	Drop index not allowed in NDB - used as child index of a foreign key
NDB error code	21090
MySQL error	HA_ERR_CANNOT_ADD_FOREIGN
Error message	Create foreign key failed in NDB - name contains invalid character (/)
NDB error code	242
MySQL error	DMEC
Error message	Zero concurrency in scan
NDB error code	244
MySQL error	DMEC
Error message	Too high concurrency in scan
NDB error code	261
MySQL error	DMEC
Error message	DML count in transaction exceeds config parameter MaxDMLOperationsPerTransaction/MaxNoOfConcurrentOperations
NDB error code	269
MySQL error	DMEC
Error message	No condition and attributes to read in scan
NDB error code	281
MySQL error	HA_ERR_NO_CONNECTION
Error message	Operation not allowed due to cluster shutdown in progress
NDB error code	299
MySQL error	DMEC
Error message	Operation not allowed or aborted due to single user mode
NDB error code	311
MySQL error	DMEC
Error message	Undefined partition used in setPartitionId
NDB error code	320
MySQL error	DMEC
Error message	Invalid no of nodes specified for new nodegroup

NDB error code	321
MySQL error	DMEC
Error message	Invalid nodegroup id
NDB error code	322
MySQL error	DMEC
Error message	Invalid node(s) specified for new nodegroup, node already in nodegroup
NDB error code	323
MySQL error	DMEC
Error message	Invalid nodegroup id, nodegroup already existing
NDB error code	324
MySQL error	DMEC
Error message	Invalid node(s) specified for new nodegroup, no node in nodegroup is started
NDB error code	325
MySQL error	DMEC
Error message	Invalid node(s) specified for new nodegroup, node ID invalid or undefined
NDB error code	326
MySQL error	DMEC
Error message	Same node(s) specified for new nodegroup
NDB error code	4004
MySQL error	DMEC
Error message	Attribute name or id not found in the table
NDB error code	4100
MySQL error	DMEC
Error message	Status Error in NDB
NDB error code	4101
MySQL error	DMEC
Error message	No connections to NDB available and connect failed
NDB error code	4102
MySQL error	DMEC
Error message	Type in NdbTamper not correct
NDB error code	4103

MySQL error	DMEC
Error message	No schema connections to NDB available and connect failed
NDB error code	4104
MySQL error	DMEC
Error message	Ndb Init in wrong state, destroy Ndb object and create a new
NDB error code	4105
MySQL error	DMEC
Error message	Too many Ndb objects
NDB error code	4106
MySQL error	DMEC
Error message	All Not NULL attribute have not been defined
NDB error code	4114
MySQL error	DMEC
Error message	Transaction is already completed
NDB error code	4116
MySQL error	DMEC
Error message	Operation was not defined correctly, probably missing a key
NDB error code	4117
MySQL error	DMEC
Error message	Could not start transporter, configuration error
NDB error code	4118
MySQL error	DMEC
Error message	Parameter error in API call
NDB error code	4120
MySQL error	DMEC
Error message	Scan already complete
NDB error code	4121
MySQL error	DMEC
Error message	Cannot set name twice for an Ndb object
NDB error code	4122
MySQL error	DMEC
Error message	Cannot set name after Ndb object is initialised
NDB error code	4123

MySQL error	DMEC
Error message	Free percent out of range. Allowed range is 1-99
NDB error code	417
MySQL error	DMEC
Error message	Bad operation reference - double unlock
NDB error code	4200
MySQL error	DMEC
Error message	Status Error when defining an operation
NDB error code	4201
MySQL error	DMEC
Error message	Variable Arrays not yet supported
NDB error code	4202
MySQL error	DMEC
Error message	Set value on tuple key attribute is not allowed
NDB error code	4203
MySQL error	DMEC
Error message	Trying to set a NOT NULL attribute to NULL
NDB error code	4204
MySQL error	DMEC
Error message	Set value and Read/Delete Tuple is incompatible
NDB error code	4205
MySQL error	DMEC
Error message	No Key attribute used to define tuple
NDB error code	4206
MySQL error	DMEC
Error message	Not allowed to equal key attribute twice
NDB error code	4207
MySQL error	DMEC
Error message	Key size is limited to 4092 bytes
NDB error code	4208
MySQL error	DMEC
Error message	Trying to read a non-stored attribute
NDB error code	4209

MySQL error	DMEC
Error message	Length parameter in equal/setValue is incorrect
NDB error code	4210
MySQL error	DMEC
Error message	Ndb sent more info than the length he specified
NDB error code	4211
MySQL error	DMEC
Error message	Inconsistency in list of NdbRecAttr-objects
NDB error code	4212
MySQL error	DMEC
Error message	Ndb reports NULL value on Not NULL attribute
NDB error code	4213
MySQL error	DMEC
Error message	Not all data of an attribute has been received
NDB error code	4214
MySQL error	DMEC
Error message	Not all attributes have been received
NDB error code	4215
MySQL error	DMEC
Error message	More data received than reported in TCKEYCONF message
NDB error code	4216
MySQL error	DMEC
Error message	More than 8052 bytes in setValue cannot be handled
NDB error code	4217
MySQL error	DMEC
Error message	It is not allowed to increment any other than unsigned ints
NDB error code	4218
MySQL error	DMEC
Error message	Currently not allowed to increment NULL-able attributes
NDB error code	4219
MySQL error	DMEC
Error message	Maximum size of interpretative attributes are 64 bits
NDB error code	4220

MySQL error	DMEC
Error message	Maximum size of interpretative attributes are 64 bits
NDB error code	4221
MySQL error	DMEC
Error message	Trying to jump to a non-defined label
NDB error code	4222
MySQL error	DMEC
Error message	Label was not found, internal error
NDB error code	4223
MySQL error	DMEC
Error message	Not allowed to create jumps to yourself
NDB error code	4224
MySQL error	DMEC
Error message	Not allowed to jump to a label in a different subroutine
NDB error code	4225
MySQL error	DMEC
Error message	All primary keys defined, call setValue/getValue
NDB error code	4226
MySQL error	DMEC
Error message	Bad number when defining a label
NDB error code	4227
MySQL error	DMEC
Error message	Bad number when defining a subroutine
NDB error code	4228
MySQL error	DMEC
Error message	Illegal interpreter function in scan definition
NDB error code	4229
MySQL error	DMEC
Error message	Illegal register in interpreter function definition
NDB error code	4230
MySQL error	DMEC
Error message	Illegal state when calling getValue, probably not a read
NDB error code	4231

MySQL error	DMEC
Error message	Illegal state when calling interpreter routine
NDB error code	4232
MySQL error	DMEC
Error message	Parallelism can only be between 1 and 240
NDB error code	4233
MySQL error	DMEC
Error message	Calling execute (synchronous) when already prepared asynchronous transaction exists
NDB error code	4234
MySQL error	DMEC
Error message	Illegal to call setValue in this state
NDB error code	4235
MySQL error	DMEC
Error message	No callback from execute
NDB error code	4236
MySQL error	DMEC
Error message	Trigger name too long
NDB error code	4237
MySQL error	DMEC
Error message	Too many triggers
NDB error code	4238
MySQL error	DMEC
Error message	Trigger not found
NDB error code	4239
MySQL error	DMEC
Error message	Trigger with given name already exists
NDB error code	4240
MySQL error	DMEC
Error message	Unsupported trigger type
NDB error code	4241
MySQL error	DMEC
Error message	Index name too long

NDB error code	4242
MySQL error	DMEC
Error message	Too many indexes
NDB error code	4243
MySQL error	DMEC
Error message	Index not found
NDB error code	4247
MySQL error	DMEC
Error message	Illegal index/trigger create/drop/alter request
NDB error code	4248
MySQL error	DMEC
Error message	Trigger/index name invalid
NDB error code	4249
MySQL error	DMEC
Error message	Invalid table
NDB error code	4250
MySQL error	DMEC
Error message	Invalid index type or index logging option
NDB error code	4251
MySQL error	HA_ERR_FOUND_DUPP_UNIQUE
Error message	Cannot create unique index, duplicate keys found
NDB error code	4252
MySQL error	DMEC
Error message	Failed to allocate space for index
NDB error code	4253
MySQL error	DMEC
Error message	Failed to create index table
NDB error code	4254
MySQL error	DMEC
Error message	Table not an index table
NDB error code	4255
MySQL error	DMEC
Error message	Hash index attributes must be specified in same order as table attributes

NDB error code	4256
MySQL error	DMEC
Error message	Must call Ndb::init() before this function
NDB error code	4257
MySQL error	DMEC
Error message	Tried to read too much - too many getValue calls
NDB error code	4258
MySQL error	DMEC
Error message	Cannot create unique index, duplicate attributes found in definition
NDB error code	4259
MySQL error	DMEC
Error message	Invalid set of range scan bounds
NDB error code	4264
MySQL error	DMEC
Error message	Invalid usage of blob attribute
NDB error code	4265
MySQL error	DMEC
Error message	The method is not valid in current blob state
NDB error code	4266
MySQL error	DMEC
Error message	Invalid blob seek position
NDB error code	4271
MySQL error	DMEC
Error message	Invalid index object, not retrieved via getIndex()
NDB error code	4272
MySQL error	DMEC
Error message	Table definition has undefined column
NDB error code	4275
MySQL error	DMEC
Error message	The blob method is incompatible with operation type or lock mode
NDB error code	4276
MySQL error	DMEC
Error message	Missing NULL ptr in end of keyData list

NDB error code	4277
MySQL error	DMEC
Error message	Key part len is to small for column
NDB error code	4278
MySQL error	DMEC
Error message	Supplied buffer to small
NDB error code	4279
MySQL error	DMEC
Error message	Malformed string
NDB error code	4280
MySQL error	DMEC
Error message	Inconsistent key part length
NDB error code	4281
MySQL error	DMEC
Error message	Too many keys specified for key bound in scanIndex
NDB error code	4282
MySQL error	DMEC
Error message	range_no not strictly increasing in ordered multi-range index scan
NDB error code	4283
MySQL error	DMEC
Error message	key_record in index scan is not an index ndbrecord
NDB error code	4284
MySQL error	DMEC
Error message	Cannot mix NdbRecAttr and NdbRecord methods in one operation
NDB error code	4285
MySQL error	DMEC
Error message	NULL NdbRecord pointer
NDB error code	4286
MySQL error	DMEC
Error message	Invalid range_no (must be < 4096)
NDB error code	4287
MySQL error	DMEC
Error message	The key_record and attribute_record in primary key operation do not belong to the same table

NDB error code	4288
MySQL error	DMEC
Error message	Blob handle for column not available
NDB error code	4289
MySQL error	DMEC
Error message	API version mismatch or wrong sizeof(NdbDictionary::RecordSpecification)
NDB error code	4290
MySQL error	DMEC
Error message	Missing column specification in NdbDictionary::RecordSpecification
NDB error code	4291
MySQL error	DMEC
Error message	Duplicate column specification in NdbDictionary::RecordSpecification
NDB error code	4292
MySQL error	DMEC
Error message	NdbRecord for tuple access is not an index key NdbRecord
NDB error code	4293
MySQL error	DMEC
Error message	Error returned from application scanIndex() callback
NDB error code	4294
MySQL error	DMEC
Error message	Scan filter is too large, discarded
NDB error code	4295
MySQL error	DMEC
Error message	Column is NULL in Get/SetValueSpec structure
NDB error code	4296
MySQL error	DMEC
Error message	Invalid AbortOption
NDB error code	4297
MySQL error	DMEC
Error message	Invalid or unsupported OperationOptions structure
NDB error code	4298
MySQL error	DMEC

Error message	Invalid or unsupported ScanOptions structure
NDB error code	4299
MySQL error	DMEC
Error message	Incorrect combination of ScanOption flags, extraGetValues ptr and numExtraGetValues
NDB error code	4300
MySQL error	DMEC
Error message	Tuple Key Type not correct
NDB error code	4301
MySQL error	DMEC
Error message	Fragment Type not correct
NDB error code	4302
MySQL error	DMEC
Error message	Minimum Load Factor not correct
NDB error code	4303
MySQL error	DMEC
Error message	Maximum Load Factor not correct
NDB error code	4304
MySQL error	DMEC
Error message	Maximum Load Factor smaller than Minimum
NDB error code	4305
MySQL error	DMEC
Error message	K value must currently be set to 6
NDB error code	4306
MySQL error	DMEC
Error message	Memory Type not correct
NDB error code	4307
MySQL error	DMEC
Error message	Invalid table name
NDB error code	4308
MySQL error	DMEC
Error message	Attribute Size not correct
NDB error code	4309

MySQL error	DMEC
Error message	Fixed array too large, maximum 64000 bytes
NDB error code	4310
MySQL error	DMEC
Error message	Attribute Type not correct
NDB error code	4311
MySQL error	DMEC
Error message	Storage Mode not correct
NDB error code	4312
MySQL error	DMEC
Error message	Null Attribute Type not correct
NDB error code	4313
MySQL error	DMEC
Error message	Index only storage for non-key attribute
NDB error code	4314
MySQL error	DMEC
Error message	Storage Type of attribute not correct
NDB error code	4315
MySQL error	DMEC
Error message	No more key attributes allowed after defining variable length key attribute
NDB error code	4316
MySQL error	DMEC
Error message	Key attributes are not allowed to be NULL attributes
NDB error code	4317
MySQL error	DMEC
Error message	Too many primary keys defined in table
NDB error code	4318
MySQL error	DMEC
Error message	Invalid attribute name or number
NDB error code	4319
MySQL error	DMEC
Error message	createAttribute called at erroneus place
NDB error code	4322

MySQL error	DMEC
Error message	Attempt to define distribution key when not prepared to
NDB error code	4323
MySQL error	DMEC
Error message	Distribution Key set on table but not defined on first attribute
NDB error code	4324
MySQL error	DMEC
Error message	Attempt to define distribution group when not prepared to
NDB error code	4325
MySQL error	DMEC
Error message	Distribution Group set on table but not defined on first attribute
NDB error code	4326
MySQL error	DMEC
Error message	Distribution Group with erroneus number of bits
NDB error code	4327
MySQL error	DMEC
Error message	Distribution key is only supported on part of primary key
NDB error code	4328
MySQL error	DMEC
Error message	Disk memory attributes not yet supported
NDB error code	4329
MySQL error	DMEC
Error message	Variable stored attributes not yet supported
NDB error code	4335
MySQL error	DMEC
Error message	Only one autoincrement column allowed per table. Having a table without primary key uses an autoincremented hidden key, i.e. a table without a primary key can not have an autoincremented column
NDB error code	4340
MySQL error	DMEC
Error message	Result or attribute record must be a base table ndbrecord, not an index ndbrecord
NDB error code	4341
MySQL error	DMEC

Error message	Not all keys read when using option SF_OrderBy
NDB error code	4342
MySQL error	DMEC
Error message	Scan defined but not prepared
NDB error code	4343
MySQL error	DMEC
Error message	Table with blobs does not support refresh
NDB error code	4377
MySQL error	DMEC
Error message	Database and schema name must be set on Ndb object
NDB error code	4400
MySQL error	DMEC
Error message	Status Error in NdbSchemaCon
NDB error code	4401
MySQL error	DMEC
Error message	Only one schema operation per schema transaction
NDB error code	4402
MySQL error	DMEC
Error message	No schema operation defined before calling execute
NDB error code	4410
MySQL error	DMEC
Error message	Schema transaction is already started
NDB error code	4411
MySQL error	DMEC
Error message	Schema transaction not possible until upgrade complete
NDB error code	4412
MySQL error	DMEC
Error message	Schema transaction is not started
NDB error code	4501
MySQL error	DMEC
Error message	Insert in hash table failed when getting table information from Ndb
NDB error code	4502
MySQL error	DMEC

Error message	GetValue not allowed in Update operation
NDB error code	4503
MySQL error	DMEC
Error message	GetValue not allowed in Insert operation
NDB error code	4504
MySQL error	DMEC
Error message	SetValue not allowed in Read operation
NDB error code	4505
MySQL error	DMEC
Error message	NULL value not allowed in primary key search
NDB error code	4506
MySQL error	DMEC
Error message	Missing getValue/setValue when calling execute
NDB error code	4507
MySQL error	DMEC
Error message	Missing operation request when calling execute
NDB error code	4508
MySQL error	DMEC
Error message	GetValue not allowed for NdbRecord defined operation
NDB error code	4509
MySQL error	DMEC
Error message	Non SF_MultiRange scan cannot have more than one bound
NDB error code	4510
MySQL error	DMEC
Error message	User specified partition id not allowed for scan takeover operation
NDB error code	4511
MySQL error	DMEC
Error message	Blobs not allowed in NdbRecord delete result record
NDB error code	4512
MySQL error	DMEC
Error message	Incorrect combination of OperationOptions optionsPresent, extraGet/SetValues ptr and numExtraGet/SetValues
NDB error code	4513
MySQL error	DMEC

Error message	Only one scan bound allowed for non-NdbRecord setBound() API
NDB error code	4514
MySQL error	DMEC
Error message	Can only call setBound/equal() for an NdbIndexScanOperation
NDB error code	4515
MySQL error	DMEC
Error message	Method not allowed for NdbRecord, use OperationOptions or ScanOptions structure instead
NDB error code	4516
MySQL error	DMEC
Error message	Illegal instruction in interpreted program
NDB error code	4517
MySQL error	DMEC
Error message	Bad label in branch instruction
NDB error code	4518
MySQL error	DMEC
Error message	Too many instructions in interpreted program
NDB error code	4519
MySQL error	DMEC
Error message	NdbInterpretedCode::finalise() not called
NDB error code	4520
MySQL error	DMEC
Error message	Call to undefined subroutine
NDB error code	4521
MySQL error	DMEC
Error message	Call to undefined subroutine, internal error
NDB error code	4522
MySQL error	DMEC
Error message	setBound() called twice for same key
NDB error code	4523
MySQL error	DMEC
Error message	Pseudo columns not supported by NdbRecord
NDB error code	4524
MySQL error	DMEC

Error message	NdbInterpretedCode is for different table
NDB error code	4535
MySQL error	DMEC
Error message	Attempt to set bound on non key column
NDB error code	4536
MySQL error	DMEC
Error message	NdbScanFilter constructor taking NdbOperation is not supported for NdbRecord
NDB error code	4537
MySQL error	DMEC
Error message	Wrong API. Use NdbInterpretedCode for NdbRecord operations
NDB error code	4538
MySQL error	DMEC
Error message	NdbInterpretedCode instruction requires that table is set
NDB error code	4539
MySQL error	DMEC
Error message	NdbInterpretedCode not supported for operation type
NDB error code	4540
MySQL error	DMEC
Error message	Attempt to pass an Index column to createRecord. Use base table columns only
NDB error code	4542
MySQL error	DMEC
Error message	Unknown partition information type
NDB error code	4543
MySQL error	DMEC
Error message	Duplicate partitioning information supplied
NDB error code	4544
MySQL error	DMEC
Error message	Wrong partitionInfo type for table
NDB error code	4545
MySQL error	DMEC
Error message	Invalid or Unsupported PartitionInfo structure
NDB error code	4546

MySQL error	DMEC
Error message	Explicit partitioning info not allowed for table and operation
NDB error code	4547
MySQL error	DMEC
Error message	RecordSpecification has overlapping offsets
NDB error code	4548
MySQL error	DMEC
Error message	RecordSpecification has too many elements
NDB error code	4549
MySQL error	DMEC
Error message	getLockHandle only supported for primary key read with a lock
NDB error code	4550
MySQL error	DMEC
Error message	Cannot releaseLockHandle until operation executed
NDB error code	4551
MySQL error	DMEC
Error message	NdbLockHandle already released
NDB error code	4552
MySQL error	DMEC
Error message	NdbLockHandle does not belong to transaction
NDB error code	4553
MySQL error	DMEC
Error message	NdbLockHandle original operation not executed successfully
NDB error code	4554
MySQL error	DMEC
Error message	NdbBlob can only be closed from Active state
NDB error code	4555
MySQL error	DMEC
Error message	NdbBlob cannot be closed with pending operations
NDB error code	4556
MySQL error	DMEC
Error message	RecordSpecification has illegal value in column_flags
NDB error code	4557

MySQL error	DMEC
Error message	Column types must be identical when comparing two columns
NDB error code	4558
MySQL error	DMEC
Error message	Pending Blob operations must be executed before this call
NDB error code	4559
MySQL error	DMEC
Error message	Failed to transfer KeyInfo to AttrInfo for InterpretedWrite
NDB error code	4600
MySQL error	DMEC
Error message	Transaction is already started
NDB error code	4601
MySQL error	DMEC
Error message	Transaction is not started
NDB error code	4602
MySQL error	DMEC
Error message	You must call getNdbOperation before executeScan
NDB error code	4603
MySQL error	DMEC
Error message	There can only be ONE operation in a scan transaction
NDB error code	4604
MySQL error	DMEC
Error message	takeOverScanOp, to take over a scanned row one must explicitly request keyinfo on readTuples call
NDB error code	4605
MySQL error	DMEC
Error message	You may only call readTuples() once for each operation
NDB error code	4607
MySQL error	DMEC
Error message	There may only be one operation in a scan transaction
NDB error code	4608
MySQL error	DMEC
Error message	You can not takeOverScan unless you have used openScanExclusive

NDB error code	4609
MySQL error	DMEC
Error message	You must call nextScanResult before trying to takeOverScan
NDB error code	4707
MySQL error	DMEC
Error message	Too many event have been defined
NDB error code	4708
MySQL error	DMEC
Error message	Event name is too long
NDB error code	4709
MySQL error	DMEC
Error message	Can't accept more subscribers
NDB error code	4710
MySQL error	DMEC
Error message	Event not found
NDB error code	4711
MySQL error	DMEC
Error message	Creation of event failed
NDB error code	4712
MySQL error	DMEC
Error message	Stopped event operation does not exist. Already stopped?
NDB error code	4714
MySQL error	DMEC
Error message	Index stats system tables do not exist
NDB error code	4715
MySQL error	DMEC
Error message	Index stats for specified index do not exist
NDB error code	4716
MySQL error	DMEC
Error message	Index stats methods usage error
NDB error code	4717
MySQL error	DMEC
Error message	Index stats cannot allocate memory

NDB error code	4720
MySQL error	DMEC
Error message	partly missing or invalid
NDB error code	4723
MySQL error	DMEC
Error message	Mysqld: index stats request ignored due to recent error
NDB error code	4724
MySQL error	DMEC
Error message	Mysqld: index stats request aborted by stats thread
NDB error code	4725
MySQL error	DMEC
Error message	Index stats were deleted by another process
NDB error code	5000
MySQL error	DMEC
Error message	No contact with the process (dead ?).
NDB error code	5002
MySQL error	DMEC
Error message	The process has wrong type. Expected a DB process.
NDB error code	5005
MySQL error	DMEC
Error message	Send to process or receive failed.
NDB error code	5007
MySQL error	DMEC
Error message	Invalid error number. Should be >= 0.
NDB error code	5008
MySQL error	DMEC
Error message	Invalid trace number.
NDB error code	5010
MySQL error	DMEC
Error message	Invalid block name
NDB error code	5026
MySQL error	DMEC
Error message	Node shutdown in progress

NDB error code	5027
MySQL error	DMEC
Error message	System shutdown in progress
NDB error code	5028
MySQL error	DMEC
Error message	Node shutdown would cause system crash
NDB error code	5030
MySQL error	DMEC
Error message	No contact with database nodes
NDB error code	5031
MySQL error	DMEC
Error message	Unsupported multi node shutdown. Abort option required.
NDB error code	5062
MySQL error	DMEC
Error message	The specified node is not an API node.
NDB error code	5063
MySQL error	DMEC
Error message	
NDB error code	720
MySQL error	DMEC
Error message	Attribute name reused in table definition
NDB error code	763
MySQL error	DMEC
Error message	DDL is not supported with mixed data-node versions
NDB error code	771
MySQL error	HA_WRONG_CREATE_OPTION
Error message	Given NODEGROUP doesn't exist in this cluster
NDB error code	776
MySQL error	DMEC
Error message	Index created on temporary table must itself be temporary
NDB error code	777
MySQL error	DMEC
Error message	Cannot create a temporary index on a non-temporary table

NDB error code	778
MySQL error	DMEC
Error message	A temporary table or index must be specified as not logging
NDB error code	789
MySQL error	HA_WRONG_CREATE_OPTION
Error message	Logfile group not found
NDB error code	793
MySQL error	DMEC
Error message	Object definition too big
NDB error code	794
MySQL error	DMEC
Error message	Schema feature requires data node upgrade
NDB error code	798
MySQL error	DMEC
Error message	A disk table must not be specified as no logging
NDB error code	823
MySQL error	DMEC
Error message	Too much attrinfo from application in tuple manager
NDB error code	829
MySQL error	DMEC
Error message	Corrupt data received for insert/update
NDB error code	831
MySQL error	DMEC
Error message	Too many nullable/bitfields in table definition
NDB error code	850
MySQL error	DMEC
Error message	Too long or too short default value
NDB error code	851
MySQL error	DMEC
Error message	Fixed-size column offset exceeded max.Use VARCHAR or COLUMN_FORMAT DYNAMIC for memory-stored columns
NDB error code	874
MySQL error	DMEC

Error message	Too much attrinfo (e.g. scan filter) for scan in tuple manager
NDB error code	876
MySQL error	DMEC
Error message	876
NDB error code	877
MySQL error	DMEC
Error message	877
NDB error code	878
MySQL error	DMEC
Error message	878
NDB error code	879
MySQL error	DMEC
Error message	879
NDB error code	880
MySQL error	DMEC
Error message	Tried to read too much - too many getValue calls
NDB error code	884
MySQL error	DMEC
Error message	Stack overflow in interpreter
NDB error code	885
MySQL error	DMEC
Error message	Stack underflow in interpreter
NDB error code	886
MySQL error	DMEC
Error message	More than 65535 instructions executed in interpreter
NDB error code	892
MySQL error	DMEC
Error message	Unsupported type in scan filter
NDB error code	897
MySQL error	DMEC
Error message	Update attempt of primary key via ndbcluster internal api (if this occurs via the MySQL server it is a bug, please report)
NDB error code	912

MySQL error	DMEC
Error message	Index stat scan requested with wrong lock mode
NDB error code	913
MySQL error	DMEC
Error message	Invalid index for index stats update
NDB error code	920
MySQL error	DMEC
Error message	Row operation defined after refreshTuple()
NDB error code	QRY_BATCH_SIZE_TOO_SMALL
MySQL error	DMEC
Error message	Batch size for sub scan cannot be smaller than number of fragments.
NDB error code	QRY_CHAR_OPERAND_TRUNCATED
MySQL error	DMEC
Error message	Character operand was right truncated
NDB error code	QRY_CHAR_PARAMETER_TRUNCATED
MySQL error	DMEC
Error message	Character Parameter was right truncated
NDB error code	QRY_DEFINITION_TOO_LARGE
MySQL error	DMEC
Error message	Query definition too large.
NDB error code	QRY_EMPTY_PROJECTION
MySQL error	DMEC
Error message	Query has operation with empty projection.
NDB error code	QRY_HAS_ZERO_OPERATIONS
MySQL error	DMEC
Error message	Query definition should have at least one operation.
NDB error code	QRY_ILLEGAL_STATE
MySQL error	DMEC
Error message	Query is in illegal state for this operation.
NDB error code	QRY_IN_ERROR_STATE
MySQL error	DMEC
Error message	A previous query operation failed, which you missed to catch.
NDB error code	QRY_MULTIPLE_PARENTS

MySQL error	DMEC
Error message	Multiple 'parents' specified in linkedValues for this operation
NDB error code	QRY_MULTIPLE_SCAN_SORTED
MySQL error	DMEC
Error message	Query with multiple scans may not be sorted.
NDB error code	QRY_NEST_NOT_SUPPORTED
MySQL error	DMEC
Error message	FirstInner/Upper has to be an ancestor or a sibling
NDB error code	QRY_NUM_OPERAND_RANGE
MySQL error	DMEC
Error message	Numeric operand out of range
NDB error code	QRY_OJ_NOT_SUPPORTED
MySQL error	DMEC
Error message	Outer joined scans not supported by data nodes.
NDB error code	QRY_OPERAND_ALREADY_BOUND
MySQL error	DMEC
Error message	Can't use same operand value to specify different column values
NDB error code	QRY_OPERAND_HAS_WRONG_TYPE
MySQL error	DMEC
Error message	Incompatible datatype specified in operand argument
NDB error code	QRY_PARAMETER_HAS_WRONG_TYPE
MySQL error	DMEC
Error message	Parameter value has an incompatible datatype
NDB error code	QRY_REQ_ARG_IS_NULL
MySQL error	DMEC
Error message	Required argument is NULL
NDB error code	QRY_RESULT_ROW_ALREADY_DEFINED
MySQL error	DMEC
Error message	Result row already defined for NdbQueryOperation.
NDB error code	QRY_SCAN_ORDER_ALREADY_SET
MySQL error	DMEC
Error message	Index scan order was already set in query definition.
NDB error code	QRY_SEQUENTIAL_SCAN_SORTED

MySQL error	DMEC
Error message	Parallelism cannot be restricted for sorted scans.
NDB error code	QRY_TOO_FEW_KEY_VALUES
MySQL error	DMEC
Error message	All required 'key' values was not specified
NDB error code	QRY_TOO_MANY_KEY_VALUES
MySQL error	DMEC
Error message	Too many 'key' or 'bound' values was specified
NDB error code	QRY_UNKNOWN_PARENT
MySQL error	DMEC
Error message	Unknown 'parent' specified in linkedValue
NDB error code	QRY_UNRELATED_INDEX
MySQL error	DMEC
Error message	Specified 'index' does not belong to specified 'table'
NDB error code	QRY_WRONG_INDEX_TYPE
MySQL error	DMEC
Error message	Wrong type of index specified for this operation
NDB error code	QRY_WRONG_OPERATION_TYPE
MySQL error	DMEC
Error message	This method cannot be invoked on this type of operation (lookup/scan/index scan).

2.4.2.3 Configuration or application error

The following list enumerates all NDB errors of type **CE** (**Configuration or application error**).

NDB error code	1308
MySQL error	DMEC
Error message	Data node/s configured to have encryption but password not provided
NDB error code	1309
MySQL error	DMEC
Error message	Encryption password has bad character/s (see 'HELP START BACKUP')
NDB error code	1310
MySQL error	DMEC
Error message	Encryption password is too long (see 'HELP START BACKUP')

NDB error code	1311
MySQL error	DMEC
Error message	Encryption password is of zero length

2.4.2.4 No data found

The following list enumerates all NDB errors of type **ND (No data found)**.

NDB error code	626
MySQL error	HA_ERR_KEY_NOT_FOUND
Error message	Tuple did not exist

2.4.2.5 Constraint violation

The following list enumerates all NDB errors of type **CV (Constraint violation)**.

NDB error code	255
MySQL error	HA_ERR_NO_REFERENCED_ROW
Error message	Foreign key constraint violated: No parent row found
NDB error code	256
MySQL error	HA_ERR_ROW_IS_REFERENCED
Error message	Foreign key constraint violated: Referenced row exists
NDB error code	630
MySQL error	HA_ERR_FOUND_DUPP_KEY
Error message	Tuple already existed when attempting to insert
NDB error code	839
MySQL error	DMEC
Error message	Illegal null attribute
NDB error code	840
MySQL error	DMEC
Error message	Trying to set a NOT NULL attribute to NULL
NDB error code	893
MySQL error	HA_ERR_FOUND_DUPP_KEY
Error message	Constraint violation e.g. duplicate value in unique index

2.4.2.6 Schema error

The following list enumerates all NDB errors of type **SE (Schema error)**.

NDB error code	1224
MySQL error	HA_WRONG_CREATE_OPTION
Error message	Too many fragments

NDB error code	1225
MySQL error	DMEC
Error message	Table not defined in local query handler
NDB error code	1226
MySQL error	HA_ERR_NO_SUCH_TABLE
Error message	Table is being dropped
NDB error code	1227
MySQL error	HA_WRONG_CREATE_OPTION
Error message	Invalid schema version
NDB error code	1228
MySQL error	DMEC
Error message	Cannot use drop table for drop index
NDB error code	1229
MySQL error	DMEC
Error message	Too long frm data supplied
NDB error code	1231
MySQL error	DMEC
Error message	Invalid table or index to scan
NDB error code	1232
MySQL error	DMEC
Error message	Invalid table or index to scan
NDB error code	1407
MySQL error	DMEC
Error message	Subscription not found in subscriber manager
NDB error code	1415
MySQL error	DMEC
Error message	Subscription not unique in subscriber manager
NDB error code	1417
MySQL error	DMEC
Error message	Table in suscription not defined, probably dropped
NDB error code	1418
MySQL error	DMEC
Error message	Subscription dropped, no new subscribers allowed

NDB error code	1419
MySQL error	DMEC
Error message	Subscription already dropped
NDB error code	1421
MySQL error	DMEC
Error message	Partially connected API in NdbOperation::execute()
NDB error code	1422
MySQL error	DMEC
Error message	Out of subscription records
NDB error code	1423
MySQL error	DMEC
Error message	Out of table records in SUMA
NDB error code	1424
MySQL error	DMEC
Error message	Out of MaxNoOfConcurrentSubOperations
NDB error code	1425
MySQL error	DMEC
Error message	Subscription being defined...while trying to stop subscriber
NDB error code	1426
MySQL error	DMEC
Error message	No such subscriber
NDB error code	1503
MySQL error	DMEC
Error message	Out of filegroup records
NDB error code	1504
MySQL error	DMEC
Error message	Out of logbuffer memory(specify smaller undo_buffer_size or increase SharedGlobalMemory)
NDB error code	1508
MySQL error	DMEC
Error message	Out of file records
NDB error code	1509
MySQL error	DMEC
Error message	File system error, check if path,permissions etc

NDB error code	1512
MySQL error	DMEC
Error message	File read error
NDB error code	1514
MySQL error	DMEC
Error message	Currently there is a limit of one logfile group
NDB error code	1515
MySQL error	DMEC
Error message	Currently there is a 4G limit of one undo/data-file in 32-bit host
NDB error code	1516
MySQL error	DMEC
Error message	File too small
NDB error code	1517
MySQL error	DMEC
Error message	Insufficient disk page buffer memory. Increase DiskPageBufferMemory or reduce data file size.
NDB error code	20019
MySQL error	HA_ERR_NO_SUCH_TABLE
Error message	Query table not defined
NDB error code	20020
MySQL error	HA_ERR_NO_SUCH_TABLE
Error message	Query table is being dropped
NDB error code	20021
MySQL error	HA_ERR_TABLE_DEF_CHANGED
Error message	Query table definition has changed
NDB error code	21022
MySQL error	DMEC
Error message	Create foreign key failed in NDB - parent table is not table
NDB error code	21023
MySQL error	DMEC
Error message	Create foreign key failed in NDB - invalid parent table version
NDB error code	21024
MySQL error	DMEC
Error message	Create foreign key failed in NDB - child table is not table

NDB error code	21025
MySQL error	DMEC
Error message	Create foreign key failed in NDB - invalid child table version
NDB error code	21027
MySQL error	DMEC
Error message	Create foreign key failed in NDB - invalid parent index version
NDB error code	21028
MySQL error	DMEC
Error message	Create foreign key failed in NDB - child index is not index
NDB error code	21029
MySQL error	DMEC
Error message	Create foreign key failed in NDB - invalid child index version
NDB error code	21041
MySQL error	DMEC
Error message	Drop foreign key failed in NDB - invalid foreign key version
NDB error code	21042
MySQL error	DMEC
Error message	Drop foreign key failed in NDB - foreign key not found in TC
NDB error code	21061
MySQL error	DMEC
Error message	Build foreign key failed in NDB - invalid foreign key version
NDB error code	241
MySQL error	HA_ERR_TABLE_DEF_CHANGED
Error message	Invalid schema object version
NDB error code	283
MySQL error	HA_ERR_NO_SUCH_TABLE
Error message	Table is being dropped
NDB error code	284
MySQL error	HA_ERR_TABLE_DEF_CHANGED
Error message	Table not defined in transaction coordinator
NDB error code	285
MySQL error	DMEC
Error message	Unknown table error in transaction coordinator

NDB error code	4713
MySQL error	DMEC
Error message	Column defined in event does not exist in table
NDB error code	703
MySQL error	DMEC
Error message	Invalid table format
NDB error code	704
MySQL error	DMEC
Error message	Attribute name too long
NDB error code	705
MySQL error	DMEC
Error message	Table name too long
NDB error code	707
MySQL error	DMEC
Error message	No more table metadata records (increase MaxNoOfTables)
NDB error code	708
MySQL error	DMEC
Error message	No more attribute metadata records (increase MaxNoOfAttributes)
NDB error code	709
MySQL error	HA_ERR_NO_SUCH_TABLE
Error message	No such table existed
NDB error code	710
MySQL error	DMEC
Error message	Internal: Get by table name not supported, use table id.
NDB error code	712
MySQL error	DMEC
Error message	No more hashmap metadata records
NDB error code	723
MySQL error	HA_ERR_NO_SUCH_TABLE
Error message	No such table existed
NDB error code	736
MySQL error	DMEC
Error message	Unsupported array size

NDB error code	737
MySQL error	HA_WRONG_CREATE_OPTION
Error message	Attribute array size too big
NDB error code	738
MySQL error	HA_WRONG_CREATE_OPTION
Error message	Record too big
NDB error code	739
MySQL error	HA_WRONG_CREATE_OPTION
Error message	Unsupported primary key length
NDB error code	740
MySQL error	HA_WRONG_CREATE_OPTION
Error message	Nullable primary key not supported
NDB error code	741
MySQL error	DMEC
Error message	Unsupported alter table
NDB error code	743
MySQL error	HA_WRONG_CREATE_OPTION
Error message	Unsupported character set in table or index
NDB error code	744
MySQL error	DMEC
Error message	Character string is invalid for given character set
NDB error code	745
MySQL error	HA_WRONG_CREATE_OPTION
Error message	Distribution key not supported for char attribute (use binary attribute)
NDB error code	750
MySQL error	IE
Error message	Invalid file type
NDB error code	751
MySQL error	DMEC
Error message	Out of file records
NDB error code	752
MySQL error	DMEC
Error message	Invalid file format

NDB error code	753
MySQL error	IE
Error message	Invalid filegroup for file
NDB error code	754
MySQL error	IE
Error message	Invalid filegroup version when creating file
NDB error code	755
MySQL error	HA_MISSING_CREATE_OPTION
Error message	Invalid tablespace
NDB error code	756
MySQL error	DMEC
Error message	Index on disk column is not supported
NDB error code	757
MySQL error	DMEC
Error message	Varsize bitfield not supported
NDB error code	758
MySQL error	DMEC
Error message	Tablespace has changed
NDB error code	759
MySQL error	DMEC
Error message	Invalid tablespace version
NDB error code	760
MySQL error	DMEC
Error message	File already exists,
NDB error code	761
MySQL error	DMEC
Error message	Unable to drop table as backup is in progress
NDB error code	762
MySQL error	DMEC
Error message	Unable to alter table as backup is in progress
NDB error code	764
MySQL error	HA_WRONG_CREATE_OPTION
Error message	Invalid extent size

NDB error code	765
MySQL error	DMEC
Error message	Out of filegroup records
NDB error code	766
MySQL error	DMEC
Error message	Cant drop file, no such file
NDB error code	767
MySQL error	DMEC
Error message	Cant drop filegroup, no such filegroup
NDB error code	768
MySQL error	DMEC
Error message	Cant drop filegroup, filegroup is used
NDB error code	769
MySQL error	DMEC
Error message	Drop undofile not supported, drop logfile group instead
NDB error code	770
MySQL error	DMEC
Error message	Cant drop file, file is used
NDB error code	773
MySQL error	DMEC
Error message	Out of string memory, please modify StringMemory config parameter
NDB error code	774
MySQL error	DMEC
Error message	Invalid schema object for drop
NDB error code	775
MySQL error	DMEC
Error message	Create file is not supported when Diskless=1
NDB error code	779
MySQL error	HA_WRONG_CREATE_OPTION
Error message	Invalid undo buffer size
NDB error code	790
MySQL error	HA_WRONG_CREATE_OPTION
Error message	Invalid hashmap

NDB error code	791
MySQL error	HA_WRONG_CREATE_OPTION
Error message	Too many total bits in bitfields
NDB error code	792
MySQL error	DMEC
Error message	Default value for primary key column not supported
NDB error code	796
MySQL error	DMEC
Error message	Out of schema transaction memory
NDB error code	799
MySQL error	HA_WRONG_CREATE_OPTION
Error message	Non default partitioning without partitions
NDB error code	881
MySQL error	DMEC
Error message	Unable to create table, out of data pages (increase DataMemory)
NDB error code	906
MySQL error	DMEC
Error message	Unsupported attribute type in index
NDB error code	907
MySQL error	DMEC
Error message	Unsupported character set in table or index
NDB error code	910
MySQL error	HA_ERR_NO_SUCH_TABLE
Error message	Index is being dropped
NDB error code	911
MySQL error	DMEC
Error message	Index stat scan requested on index with unsupported key size

2.4.2.7 Schema object already exists

The following list enumerates all NDB errors of type **OE** (**Schema object already exists**).

NDB error code	4244
MySQL error	HA_ERR_TABLE_EXIST
Error message	Index or table with given name already exists
NDB error code	721

MySQL error	HA_ERR_TABLE_EXIST
Error message	Schema object with given name already exists
NDB error code	746
MySQL error	DMEC
Error message	Event name already exists

2.4.2.8 User defined error

The following list enumerates all NDB errors of type UD (**User defined error**).

NDB error code	1321
MySQL error	DMEC
Error message	Backup aborted by user request
NDB error code	4260
MySQL error	DMEC
Error message	NdbScanFilter: Operator is not defined in NdbScanFilter::Group
NDB error code	4261
MySQL error	DMEC
Error message	NdbScanFilter: Column is NULL
NDB error code	4262
MySQL error	DMEC
Error message	NdbScanFilter: Condition is out of bounds

2.4.2.9 Insufficient space

The following list enumerates all NDB errors of type IS (**Insufficient space**).

NDB error code	1303
MySQL error	DMEC
Error message	Out of resources
NDB error code	1412
MySQL error	DMEC
Error message	Can't accept more subscribers, out of space in pool
NDB error code	1416
MySQL error	DMEC
Error message	Can't accept more subscriptions, out of space in pool
NDB error code	1601
MySQL error	HA_ERR_RECORD_FILE_FULL
Error message	Out of extents, tablespace full

NDB error code	1602
MySQL error	DMEC
Error message	No datafile in tablespace
NDB error code	1603
MySQL error	HA_ERR_RECORD_FILE_FULL
Error message	Table fragment fixed data reference has reached maximum possible value (specify MAXROWS or increase no of partitions)
NDB error code	1604
MySQL error	DMEC
Error message	Error -1 from get_page
NDB error code	1605
MySQL error	HA_ERR_RECORD_FILE_FULL
Error message	Out of page request records when allocating disk record
NDB error code	1606
MySQL error	HA_ERR_RECORD_FILE_FULL
Error message	Out of extent records when allocating disk record
NDB error code	623
MySQL error	HA_ERR_RECORD_FILE_FULL
Error message	623
NDB error code	624
MySQL error	HA_ERR_RECORD_FILE_FULL
Error message	624
NDB error code	625
MySQL error	HA_ERR_INDEX_FILE_FULL
Error message	Out of memory in Ndb Kernel, hash index part (increase DataMemory)
NDB error code	633
MySQL error	HA_ERR_INDEX_FILE_FULL
Error message	Table fragment hash index has reached maximum possible size
NDB error code	640
MySQL error	DMEC
Error message	Too many hash indexes (should not happen)
NDB error code	747
MySQL error	DMEC

Error message	Out of event records
NDB error code	826
MySQL error	HA_ERR_RECORD_FILE_FULL
Error message	Too many tables and attributes (increase MaxNoOfAttributes or MaxNoOfTables)
NDB error code	827
MySQL error	HA_ERR_RECORD_FILE_FULL
Error message	Out of memory in Ndb Kernel, table data (increase DataMemory)
NDB error code	889
MySQL error	HA_ERR_RECORD_FILE_FULL
Error message	Table fragment fixed data reference has reached maximum possible value (specify MAXROWS or increase no of partitions)
NDB error code	902
MySQL error	HA_ERR_RECORD_FILE_FULL
Error message	Out of memory in Ndb Kernel, ordered index data (increase DataMemory)
NDB error code	903
MySQL error	HA_ERR_INDEX_FILE_FULL
Error message	Too many ordered indexes (increase MaxNoOfOrderedIndexes)
NDB error code	904
MySQL error	HA_ERR_INDEX_FILE_FULL
Error message	Out of fragment records (increase MaxNoOfOrderedIndexes)
NDB error code	905
MySQL error	DMEC
Error message	Out of attribute records (increase MaxNoOfAttributes)
NDB error code	908
MySQL error	DMEC
Error message	Invalid ordered index tree node size

2.4.2.10 Temporary Resource error

The following list enumerates all NDB errors of type **TR** (**Temporary Resource error**).

NDB error code	1217
MySQL error	DMEC
Error message	Out of operation records in local data manager (increase SharedGlobalMemory)
NDB error code	1218

MySQL error	DMEC
Error message	Send Buffers overloaded in NDB kernel
NDB error code	1220
MySQL error	DMEC
Error message	REDO log files overloaded (increase FragmentLogFileSize)
NDB error code	1222
MySQL error	DMEC
Error message	Out of transaction markers in LQH, increase SharedGlobalMemory
NDB error code	1234
MySQL error	DMEC
Error message	REDO log files overloaded (increase disk hardware)
NDB error code	1350
MySQL error	DMEC
Error message	Backup failed: file already exists (use 'START BACKUP <backup id>')
NDB error code	1411
MySQL error	DMEC
Error message	Subscriber manager busy with adding/removing a subscriber
NDB error code	1413
MySQL error	DMEC
Error message	Subscriber manager busy with adding the subscription
NDB error code	1414
MySQL error	DMEC
Error message	Subscriber manager has subscribers on this subscription
NDB error code	1420
MySQL error	DMEC
Error message	Subscriber manager busy with adding/removing a table
NDB error code	1501
MySQL error	DMEC
Error message	Out of undo space
NDB error code	20000
MySQL error	DMEC
Error message	Query aborted due out of operation records
NDB error code	20006

MySQL error	DMEC
Error message	Query aborted due to out of LongMessageBuffer
NDB error code	20008
MySQL error	DMEC
Error message	Query aborted due to out of query memory
NDB error code	20015
MySQL error	DMEC
Error message	Query aborted due to out of row memory
NDB error code	21020
MySQL error	DMEC
Error message	Create foreign key failed in NDB - no more object records
NDB error code	217
MySQL error	DMEC
Error message	217
NDB error code	218
MySQL error	DMEC
Error message	Out of LongMessageBuffer
NDB error code	219
MySQL error	DMEC
Error message	219
NDB error code	221
MySQL error	DMEC
Error message	Too many concurrently fired triggers, increase SharedGlobalMemory
NDB error code	233
MySQL error	DMEC
Error message	Out of operation records in transaction coordinator (increase SharedGlobalMemory)
NDB error code	234
MySQL error	DMEC
Error message	Out of operation records in transaction coordinator (increase MaxNoOfConcurrentOperations)
NDB error code	245
MySQL error	DMEC

Error message	Too many active scans, increase MaxNoOfConcurrentScans
NDB error code	251
MySQL error	DMEC
Error message	Out of frag location records in TC (increase SharedGlobalMemory)
NDB error code	273
MySQL error	DMEC
Error message	Out of transaction markers databuffer in TC, increase SharedGlobalMemory
NDB error code	275
MySQL error	DMEC
Error message	Out of transaction records for complete phase (increase SharedGlobalMemory)
NDB error code	279
MySQL error	DMEC
Error message	Out of transaction markers in TC, increase SharedGlobalMemory
NDB error code	2810
MySQL error	DMEC
Error message	No space left on the device
NDB error code	2811
MySQL error	DMEC
Error message	Error with file permissions, please check file system
NDB error code	2815
MySQL error	DMEC
Error message	Error in reading files, please check file system
NDB error code	288
MySQL error	DMEC
Error message	Out of index operations in transaction coordinator (increase SharedGlobalMemory)
NDB error code	289
MySQL error	DMEC
Error message	Out of transaction buffer memory in TC (increase SharedGlobalMemory)
NDB error code	291
MySQL error	DMEC
Error message	Out of scanfrag records in TC (increase SharedGlobalMemory)

NDB error code	293
MySQL error	DMEC
Error message	Out of attribute buffers in TC block, increase SharedGlobalMemory
NDB error code	312
MySQL error	DMEC
Error message	Out of LongMessageBuffer
NDB error code	4021
MySQL error	DMEC
Error message	Out of Send Buffer space in NDB API
NDB error code	4022
MySQL error	DMEC
Error message	Out of Send Buffer space in NDB API
NDB error code	4032
MySQL error	DMEC
Error message	Out of Send Buffer space in NDB API
NDB error code	414
MySQL error	DMEC
Error message	414
NDB error code	418
MySQL error	DMEC
Error message	Out of transaction buffers in LQH, increase LongMessageBuffer
NDB error code	419
MySQL error	DMEC
Error message	Out of signal memory, increase LongMessageBuffer
NDB error code	488
MySQL error	DMEC
Error message	Too many active scans
NDB error code	489
MySQL error	DMEC
Error message	Out of scan records in LQH, increase SharedGlobalMemory
NDB error code	490
MySQL error	DMEC
Error message	Too many active scans

NDB error code	748
MySQL error	DMEC
Error message	Busy during read of event table
NDB error code	780
MySQL error	DMEC
Error message	Too many schema transactions
NDB error code	783
MySQL error	DMEC
Error message	Too many schema operations
NDB error code	784
MySQL error	DMEC
Error message	Invalid schema transaction state
NDB error code	785
MySQL error	DMEC
Error message	Schema object is busy with another schema transaction
NDB error code	788
MySQL error	DMEC
Error message	Missing schema operation at takeover of schema transaction
NDB error code	805
MySQL error	DMEC
Error message	Out of attrinfo records in tuple manager, increase LongMessageBuffer
NDB error code	830
MySQL error	DMEC
Error message	Out of add fragment operation records
NDB error code	873
MySQL error	DMEC
Error message	Out of transaction memory in local data manager, ordered index data (increase SharedGlobalMemory)
NDB error code	899
MySQL error	DMEC
Error message	Rowid already allocated
NDB error code	909
MySQL error	DMEC

Error message	Out of transaction memory in local data manager, ordered scan operation (increase SharedGlobalMemory)
NDB error code	915
MySQL error	DMEC
Error message	No free index stats op
NDB error code	918
MySQL error	DMEC
Error message	Cannot prepare index stats update
NDB error code	919
MySQL error	DMEC
Error message	Cannot execute index stats update
NDB error code	921
MySQL error	DMEC
Error message	Out of transaction memory in local data manager, copy tuples (increase SharedGlobalMemory)
NDB error code	923
MySQL error	DMEC
Error message	Out of UNDO buffer memory (increase UNDO_BUFFER_SIZE)
NDB error code	924
MySQL error	DMEC
Error message	Out of transaction memory in local data manager, stored procedure record (increase SharedGlobalMemory)
NDB error code	925
MySQL error	DMEC
Error message	Out of transaction memory in local data manager, tup scan operation (increase SharedGlobalMemory)
NDB error code	926
MySQL error	DMEC
Error message	Out of transaction memory in local data manager, acc scan operation (increase SharedGlobalMemory)

2.4.2.11 Node Recovery error

The following list enumerates all NDB errors of type **NR (Node Recovery error)**.

NDB error code	1204
MySQL error	DMEC
Error message	Temporary failure, distribution changed

NDB error code	1405
MySQL error	DMEC
Error message	Subscriber manager busy with node recovery
NDB error code	1427
MySQL error	DMEC
Error message	Api node died, when SUB_START_REQ reached node
NDB error code	20016
MySQL error	DMEC
Error message	Query aborted due to node failure
NDB error code	250
MySQL error	DMEC
Error message	Node where lock was held crashed, restart scan transaction
NDB error code	286
MySQL error	DMEC
Error message	Node failure caused abort of transaction
NDB error code	4002
MySQL error	DMEC
Error message	Send to NDB failed
NDB error code	4007
MySQL error	DMEC
Error message	Send to ndbd node failed
NDB error code	4010
MySQL error	DMEC
Error message	Node failure caused abort of transaction
NDB error code	4013
MySQL error	DMEC
Error message	Request timed out in waiting for node failure
NDB error code	4025
MySQL error	DMEC
Error message	Node failure caused abort of transaction
NDB error code	4027
MySQL error	DMEC
Error message	Node failure caused abort of transaction

NDB error code	4028
MySQL error	DMEC
Error message	Node failure caused abort of transaction
NDB error code	4029
MySQL error	DMEC
Error message	Node failure caused abort of transaction
NDB error code	4031
MySQL error	DMEC
Error message	Node failure caused abort of transaction
NDB error code	4033
MySQL error	DMEC
Error message	Send to NDB failed
NDB error code	4035
MySQL error	DMEC
Error message	Cluster temporary unavailable
NDB error code	4115
MySQL error	DMEC
Error message	Transaction was committed but all read information was not received due to node crash
NDB error code	4119
MySQL error	DMEC
Error message	Simple/dirty read failed due to node failure
NDB error code	499
MySQL error	DMEC
Error message	Scan take over error, restart scan transaction
NDB error code	631
MySQL error	DMEC
Error message	Scan take over error, restart scan transaction
NDB error code	786
MySQL error	DMEC
Error message	Schema transaction aborted due to node-failure

2.4.2.12 Overload error

The following list enumerates all NDB errors of type OL (**Overload error**).

NDB error code	1221
MySQL error	DMEC
Error message	REDO buffers overloaded (increase RedoBuffer)
NDB error code	1518
MySQL error	DMEC
Error message	IO overload error
NDB error code	4006
MySQL error	DMEC
Error message	Connect failure - out of connection objects (increase MaxNoOfConcurrentTransactions)
NDB error code	410
MySQL error	DMEC
Error message	REDO log files overloaded (decrease TimeBetweenLocalCheckpoints or increase NoOfFragmentLogFiles)
NDB error code	677
MySQL error	DMEC
Error message	Index UNDO buffers overloaded (increase UndoIndexBuffer)
NDB error code	711
MySQL error	DMEC
Error message	System busy with node restart, schema operations not allowed
NDB error code	891
MySQL error	DMEC
Error message	Data UNDO buffers overloaded (increase UndoDataBuffer)

2.4.2.13 Timeout expired

The following list enumerates all NDB errors of type TO (**Timeout expired**).

NDB error code	266
MySQL error	HA_ERR_LOCK_WAIT_TIMEOUT
Error message	Time-out in NDB, probably caused by deadlock
NDB error code	274
MySQL error	HA_ERR_LOCK_WAIT_TIMEOUT
Error message	{296, HA_ERR_LOCK_WAIT_TIMEOUT, TO, {297, HA_ERR_LOCK_WAIT_TIMEOUT, TO, Time-out in NDB, probably caused by deadlock
NDB error code	4351
MySQL error	DMEC

Error message	Timeout/deadlock during index build
NDB error code	5024
MySQL error	DMEC
Error message	Time-out due to node shutdown not starting in time
NDB error code	5025
MySQL error	DMEC
Error message	Time-out due to node shutdown not completing in time
NDB error code	635
MySQL error	HA_ERR_LOCK_WAIT_TIMEOUT
Error message	{701, DMEC, OL, System busy with other schema operation

2.4.2.14 Node shutdown

The following list enumerates all NDB errors of type **NS (Node shutdown)**.

NDB error code	1223
MySQL error	DMEC
Error message	Read operation aborted due to node shutdown
NDB error code	270
MySQL error	DMEC
Error message	Transaction aborted due to node shutdown
NDB error code	280
MySQL error	DMEC
Error message	Transaction aborted due to node shutdown
NDB error code	4023
MySQL error	DMEC
Error message	Transaction aborted due to node shutdown
NDB error code	4030
MySQL error	DMEC
Error message	Transaction aborted due to node shutdown
NDB error code	4034
MySQL error	DMEC
Error message	Transaction aborted due to node shutdown

2.4.2.15 Internal temporary

The following list enumerates all NDB errors of type **IT (Internal temporary)**.

NDB error code	1703
----------------	------

MySQL error	DMEC
Error message	Node failure handling not completed
NDB error code	1705
MySQL error	DMEC
Error message	Not ready for connection allocation yet
NDB error code	702
MySQL error	DMEC
Error message	Request to non-master
NDB error code	787
MySQL error	DMEC
Error message	Schema transaction aborted

2.4.2.16 Unknown result error

The following list enumerates all NDB errors of type UR (**Unknown result error**).

NDB error code	4008
MySQL error	DMEC
Error message	Receive from NDB failed
NDB error code	4009
MySQL error	HA_ERR_NO_CONNECTION
Error message	Cluster Failure
NDB error code	4012
MySQL error	DMEC
Error message	Request ndbd time-out, maybe due to high load or communication problems

2.4.2.17 Internal error

The following list enumerates all NDB errors of type IE (**Internal error**).

NDB error code	1237
MySQL error	DMEC
Error message	LQHKEYREQ Protocol error
NDB error code	1300
MySQL error	DMEC
Error message	Undefined error
NDB error code	1301
MySQL error	DMEC

Error message	Backup issued to not master (reissue command to master)
NDB error code	1304
MySQL error	DMEC
Error message	Sequence failure
NDB error code	1305
MySQL error	DMEC
Error message	Backup definition not implemented
NDB error code	1307
MySQL error	DMEC
Error message	Encrypted backup is not supported by the data node/s
NDB error code	1322
MySQL error	DMEC
Error message	Backup already completed
NDB error code	1323
MySQL error	DMEC
Error message	1323
NDB error code	1324
MySQL error	DMEC
Error message	Backup log buffer full
NDB error code	1325
MySQL error	DMEC
Error message	File or scan error
NDB error code	1326
MySQL error	DMEC
Error message	Backup aborted due to node failure
NDB error code	1327
MySQL error	DMEC
Error message	1327
NDB error code	1340
MySQL error	DMEC
Error message	Backup undefined error
NDB error code	1428
MySQL error	DMEC

Error message	No replica to scan on this node (internal index stats error)
NDB error code	1429
MySQL error	DMEC
Error message	Subscriber node undefined in SubStartReq (config change?)
NDB error code	1502
MySQL error	DMEC
Error message	Filegroup already exists
NDB error code	1505
MySQL error	DMEC
Error message	Invalid filegroup
NDB error code	1506
MySQL error	DMEC
Error message	Invalid filegroup version
NDB error code	1507
MySQL error	DMEC
Error message	File no already inuse
NDB error code	1510
MySQL error	DMEC
Error message	File meta data error
NDB error code	1511
MySQL error	DMEC
Error message	Out of memory
NDB error code	1513
MySQL error	DMEC
Error message	Filegroup not online
NDB error code	1700
MySQL error	DMEC
Error message	Undefined error
NDB error code	20001
MySQL error	DMEC
Error message	Query aborted due to empty query tree
NDB error code	20002
MySQL error	DMEC

Error message	Query aborted due to invalid request
NDB error code	20003
MySQL error	DMEC
Error message	Query aborted due to unknown query operation
NDB error code	20004
MySQL error	DMEC
Error message	Query aborted due to invalid tree node specification
NDB error code	20005
MySQL error	DMEC
Error message	Query aborted due to invalid tree parameter specification
NDB error code	20007
MySQL error	DMEC
Error message	Query aborted due to invalid pattern
NDB error code	20009
MySQL error	DMEC
Error message	Query aborted due to query node too big
NDB error code	20010
MySQL error	DMEC
Error message	Query aborted due to query node parameters too big
NDB error code	20011
MySQL error	DMEC
Error message	Query aborted due to both tree and parameters contain interpreted program
NDB error code	20012
MySQL error	DMEC
Error message	Query aborted due to invalid tree parameter specification: Key parameter bits mismatch
NDB error code	20013
MySQL error	DMEC
Error message	Query aborted due to invalid tree parameter specification: Incorrect key parameter count
NDB error code	20014
MySQL error	DMEC
Error message	Query aborted due to internal error

NDB error code	20017
MySQL error	DMEC
Error message	Query aborted due to invalid node count
NDB error code	20018
MySQL error	DMEC
Error message	Query aborted due to index fragment not found
NDB error code	202
MySQL error	DMEC
Error message	202
NDB error code	203
MySQL error	DMEC
Error message	203
NDB error code	207
MySQL error	DMEC
Error message	207
NDB error code	208
MySQL error	DMEC
Error message	208
NDB error code	209
MySQL error	DMEC
Error message	Communication problem, signal error
NDB error code	21021
MySQL error	DMEC
Error message	Create foreign key failed in NDB - invalid request
NDB error code	21030
MySQL error	DMEC
Error message	Create foreign key failed in NDB - object already exists in TC
NDB error code	21031
MySQL error	DMEC
Error message	Create foreign key failed in NDB - no more object records in TC
NDB error code	21032
MySQL error	DMEC
Error message	Create foreign key failed in NDB - invalid request to TC

NDB error code	220
MySQL error	DMEC
Error message	220
NDB error code	230
MySQL error	DMEC
Error message	230
NDB error code	232
MySQL error	DMEC
Error message	232
NDB error code	238
MySQL error	DMEC
Error message	238
NDB error code	240
MySQL error	DMEC
Error message	Invalid data encountered during foreign key trigger execution
NDB error code	271
MySQL error	DMEC
Error message	Simple Read transaction without any attributes to read
NDB error code	272
MySQL error	DMEC
Error message	Update operation without any attributes to update
NDB error code	276
MySQL error	DMEC
Error message	276
NDB error code	277
MySQL error	DMEC
Error message	277
NDB error code	278
MySQL error	DMEC
Error message	278
NDB error code	287
MySQL error	DMEC
Error message	Index corrupted

NDB error code	290
MySQL error	DMEC
Error message	Corrupt key in TC, unable to xfrm
NDB error code	292
MySQL error	DMEC
Error message	Inconsistent index state in TC block
NDB error code	294
MySQL error	DMEC
Error message	Unlocked operation has out of range index
NDB error code	295
MySQL error	DMEC
Error message	Unlocked operation has invalid state
NDB error code	298
MySQL error	DMEC
Error message	Invalid distribution key
NDB error code	306
MySQL error	DMEC
Error message	Out of fragment records in DIH
NDB error code	4000
MySQL error	DMEC
Error message	MEMORY ALLOCATION ERROR
NDB error code	4001
MySQL error	DMEC
Error message	Signal Definition Error
NDB error code	4005
MySQL error	DMEC
Error message	Internal Error in NdbApi
NDB error code	4011
MySQL error	DMEC
Error message	Internal Error in NdbApi
NDB error code	4107
MySQL error	DMEC
Error message	Simple Transaction and Not Start

NDB error code	4108
MySQL error	DMEC
Error message	Faulty operation type
NDB error code	4109
MySQL error	DMEC
Error message	Faulty primary key attribute length
NDB error code	4110
MySQL error	DMEC
Error message	Faulty length in ATTRINFO signal
NDB error code	4111
MySQL error	DMEC
Error message	Status Error in NdbConnection
NDB error code	4113
MySQL error	DMEC
Error message	Too many operations received
NDB error code	416
MySQL error	DMEC
Error message	Bad state handling unlock request
NDB error code	4263
MySQL error	DMEC
Error message	Invalid blob attributes or invalid blob parts table
NDB error code	4267
MySQL error	DMEC
Error message	Corrupted blob value
NDB error code	4268
MySQL error	DMEC
Error message	Error in blob head update forced rollback of transaction
NDB error code	4269
MySQL error	DMEC
Error message	No connection to ndb management server
NDB error code	4270
MySQL error	DMEC
Error message	Unknown blob error

NDB error code	4273
MySQL error	DMEC
Error message	No blob table in dict cache
NDB error code	4274
MySQL error	DMEC
Error message	Corrupted main table PK in blob operation
NDB error code	4320
MySQL error	DMEC
Error message	Cannot use the same object twice to create table
NDB error code	4321
MySQL error	DMEC
Error message	Trying to start two schema transactions
NDB error code	4344
MySQL error	DMEC
Error message	Only DBDICT and TRIX can send requests to TRIX
NDB error code	4345
MySQL error	DMEC
Error message	TRIX block is not available yet, probably due to node failure
NDB error code	4346
MySQL error	DMEC
Error message	Internal error at index create/build
NDB error code	4347
MySQL error	DMEC
Error message	Bad state at alter index
NDB error code	4348
MySQL error	DMEC
Error message	Inconsistency detected at alter index
NDB error code	4349
MySQL error	DMEC
Error message	Inconsistency detected at index usage
NDB error code	4350
MySQL error	DMEC
Error message	Transaction already aborted

NDB error code	4718
MySQL error	DMEC
Error message	Index stats samples data or memory cache is invalid
NDB error code	4719
MySQL error	DMEC
Error message	Index stats internal error
NDB error code	4721
MySQL error	DMEC
Error message	Mysqld: index stats thread not open for requests
NDB error code	4722
MySQL error	DMEC
Error message	Mysqld: index stats entry unexpectedly not found
NDB error code	4731
MySQL error	DMEC
Error message	Event not found
NDB error code	632
MySQL error	DMEC
Error message	632
NDB error code	706
MySQL error	DMEC
Error message	Inconsistency during table creation
NDB error code	749
MySQL error	HA_WRONG_CREATE_OPTION
Error message	Primary Table in wrong state
NDB error code	772
MySQL error	HA_WRONG_CREATE_OPTION
Error message	Given fragmentType doesn't exist
NDB error code	781
MySQL error	DMEC
Error message	Invalid schema transaction key from NDB API
NDB error code	782
MySQL error	DMEC
Error message	Invalid schema transaction id from NDB API

NDB error code	795
MySQL error	DMEC
Error message	Out of LongMessageBuffer in DICT
NDB error code	809
MySQL error	DMEC
Error message	809
NDB error code	812
MySQL error	DMEC
Error message	812
NDB error code	833
MySQL error	DMEC
Error message	833
NDB error code	871
MySQL error	DMEC
Error message	871
NDB error code	882
MySQL error	DMEC
Error message	882
NDB error code	883
MySQL error	DMEC
Error message	883
NDB error code	887
MySQL error	DMEC
Error message	887
NDB error code	888
MySQL error	DMEC
Error message	888
NDB error code	890
MySQL error	DMEC
Error message	890
NDB error code	896
MySQL error	DMEC
Error message	Tuple corrupted - wrong checksum or column data in invalid format

NDB error code	901
MySQL error	DMEC
Error message	Inconsistent ordered index. The index needs to be dropped and recreated
NDB error code	914
MySQL error	DMEC
Error message	Invalid index stats request
NDB error code	916
MySQL error	DMEC
Error message	Invalid index stats sys tables
NDB error code	917
MySQL error	DMEC
Error message	Invalid index stats sys tables data

2.4.2.18 Function not implemented

The following list enumerates all NDB errors of type NI (**Function not implemented**).

NDB error code	4003
MySQL error	DMEC
Error message	Function not implemented yet
NDB error code	797
MySQL error	DMEC
Error message	Wrong fragment count for fully replicated table

2.4.3 NDB Error Codes: Single Listing

This section lists all NDB errors, ordered by NDB error code. Each listing also includes the error's NDB error type, the corresponding MySQL Server error, and the text of the error message.

<code>/* Scan trans timeout</code>	MySQL error. {237
	NDB error type. Error type not found
	Error message. TO,Transaction had timed out when trying to commit it
<code>// "Outer joined scans need FirstInner/Upper to be specified"</code>	MySQL error.
	NDB error type. Error type not found
	Error message.
<code>0</code>	MySQL error. 0
	NDB error type. No error
	Error message. No error

1204	MySQL error. DMEC NDB error type. Node Recovery error Error message. Temporary failure, distribution changed
1217	MySQL error. DMEC NDB error type. Temporary Resource error Error message. Out of operation records in local data manager (increase SharedGlobalMemory)
1218	MySQL error. DMEC NDB error type. Temporary Resource error Error message. Send Buffers overloaded in NDB kernel
1220	MySQL error. DMEC NDB error type. Temporary Resource error Error message. REDO log files overloaded (increase FragmentLogFileSize)
1221	MySQL error. DMEC NDB error type. Overload error Error message. REDO buffers overloaded (increase RedoBuffer)
1222	MySQL error. DMEC NDB error type. Temporary Resource error Error message. Out of transaction markers in LQH, increase SharedGlobalMemory
1223	MySQL error. DMEC NDB error type. Node shutdown Error message. Read operation aborted due to node shutdown
1224	MySQL error. HA_WRONG_CREATE_OPTION NDB error type. Schema error Error message. Too many fragments
1225	MySQL error. DMEC NDB error type. Schema error Error message. Table not defined in local query handler
1226	MySQL error. HA_ERR_NO_SUCH_TABLE

	NDB error type. Schema error
	Error message. Table is being dropped
1227	MySQL error. HA_WRONG_CREATE_OPTION
	NDB error type. Schema error
	Error message. Invalid schema version
1228	MySQL error. DMEC
	NDB error type. Schema error
	Error message. Cannot use drop table for drop index
1229	MySQL error. DMEC
	NDB error type. Schema error
	Error message. Too long frm data supplied
1231	MySQL error. DMEC
	NDB error type. Schema error
	Error message. Invalid table or index to scan
1232	MySQL error. DMEC
	NDB error type. Schema error
	Error message. Invalid table or index to scan
1233	MySQL error. DMEC
	NDB error type. Application error
	Error message. Table read-only
1234	MySQL error. DMEC
	NDB error type. Temporary Resource error
	Error message. REDO log files overloaded (increase disk hardware)
1237	MySQL error. DMEC
	NDB error type. Internal error
	Error message. LQHKEYREQ Protocol error
1300	MySQL error. DMEC
	NDB error type. Internal error
	Error message. Undefined error
1301	MySQL error. DMEC
	NDB error type. Internal error

	Error message. Backup issued to not master (reissue command to master)
1302	MySQL error. DMEC
	NDB error type. Application error
	Error message. A backup is already running
1303	MySQL error. DMEC
	NDB error type. Insufficient space
	Error message. Out of resources
1304	MySQL error. DMEC
	NDB error type. Internal error
	Error message. Sequence failure
1305	MySQL error. DMEC
	NDB error type. Internal error
	Error message. Backup definition not implemented
1306	MySQL error. DMEC
	NDB error type. Application error
	Error message. Backup not supported in diskless mode (change Diskless)
1307	MySQL error. DMEC
	NDB error type. Internal error
	Error message. Encrypted backup is not supported by the data node/s
1308	MySQL error. DMEC
	NDB error type. Configuration or application error
	Error message. Data node/s configured to have encryption but password not provided
1309	MySQL error. DMEC
	NDB error type. Configuration or application error
	Error message. Encryption password has bad character/s (see 'HELP START BACKUP')
1310	MySQL error. DMEC
	NDB error type. Configuration or application error
	Error message. Encryption password is too long (see 'HELP START BACKUP')
1311	MySQL error. DMEC

	NDB error type. Configuration or application error
	Error message. Encryption password is of zero length
1321	MySQL error. DMEC
	NDB error type. User defined error
	Error message. Backup aborted by user request
1322	MySQL error. DMEC
	NDB error type. Internal error
	Error message. Backup already completed
1323	MySQL error. DMEC
	NDB error type. Internal error
	Error message. 1323
1324	MySQL error. DMEC
	NDB error type. Internal error
	Error message. Backup log buffer full
1325	MySQL error. DMEC
	NDB error type. Internal error
	Error message. File or scan error
1326	MySQL error. DMEC
	NDB error type. Internal error
	Error message. Backup aborted due to node failure
1327	MySQL error. DMEC
	NDB error type. Internal error
	Error message. 1327
1329	MySQL error. DMEC
	NDB error type. Application error
	Error message. Backup during software upgrade not supported
1340	MySQL error. DMEC
	NDB error type. Internal error
	Error message. Backup undefined error
1342	MySQL error. DMEC
	NDB error type. Application error

	Error message. Backup failed to allocate buffers (check configuration)
1343	MySQL error. DMEC
	NDB error type. Application error
	Error message. Backup failed to setup fs buffers (check configuration)
1344	MySQL error. DMEC
	NDB error type. Application error
	Error message. Backup failed to allocate tables (check configuration)
1345	MySQL error. DMEC
	NDB error type. Application error
	Error message. Backup failed to insert file header (check configuration)
1346	MySQL error. DMEC
	NDB error type. Application error
	Error message. Backup failed to insert table list (check configuration)
1347	MySQL error. DMEC
	NDB error type. Application error
	Error message. Backup failed to allocate table memory (check configuration)
1348	MySQL error. DMEC
	NDB error type. Application error
	Error message. Backup failed to allocate file record (check configuration)
1349	MySQL error. DMEC
	NDB error type. Application error
	Error message. Backup failed to allocate attribute record (check configuration)
1350	MySQL error. DMEC
	NDB error type. Temporary Resource error
	Error message. Backup failed: file already exists (use 'START BACKUP <backup id>')
1405	MySQL error. DMEC
	NDB error type. Node Recovery error

	Error message. Subscriber manager busy with node recovery
1407	MySQL error. DMEC
	NDB error type. Schema error
	Error message. Subscription not found in subscriber manager
1411	MySQL error. DMEC
	NDB error type. Temporary Resource error
	Error message. Subscriber manager busy with adding/removing a subscriber
1412	MySQL error. DMEC
	NDB error type. Insufficient space
	Error message. Can't accept more subscribers, out of space in pool
1413	MySQL error. DMEC
	NDB error type. Temporary Resource error
	Error message. Subscriber manager busy with adding the subscription
1414	MySQL error. DMEC
	NDB error type. Temporary Resource error
	Error message. Subscriber manager has subscribers on this subscription
1415	MySQL error. DMEC
	NDB error type. Schema error
	Error message. Subscription not unique in subscriber manager
1416	MySQL error. DMEC
	NDB error type. Insufficient space
	Error message. Can't accept more subscriptions, out of space in pool
1417	MySQL error. DMEC
	NDB error type. Schema error
	Error message. Table in suscription not defined, probably dropped
1418	MySQL error. DMEC
	NDB error type. Schema error

	Error message. Subscription dropped, no new subscribers allowed
1419	MySQL error. DMEC
	NDB error type. Schema error
	Error message. Subscription already dropped
1420	MySQL error. DMEC
	NDB error type. Temporary Resource error
	Error message. Subscriber manager busy with adding/removing a table
1421	MySQL error. DMEC
	NDB error type. Schema error
	Error message. Partially connected API in NdbOperation::execute()
1422	MySQL error. DMEC
	NDB error type. Schema error
	Error message. Out of subscription records
1423	MySQL error. DMEC
	NDB error type. Schema error
	Error message. Out of table records in SUMA
1424	MySQL error. DMEC
	NDB error type. Schema error
	Error message. Out of MaxNoOfConcurrentSubOperations
1425	MySQL error. DMEC
	NDB error type. Schema error
	Error message. Subscription being defined...while trying to stop subscriber
1426	MySQL error. DMEC
	NDB error type. Schema error
	Error message. No such subscriber
1427	MySQL error. DMEC
	NDB error type. Node Recovery error
	Error message. Api node died, when SUB_START_REQ reached node
1428	MySQL error. DMEC

	NDB error type. Internal error
	Error message. No replica to scan on this node (internal index stats error)
1429	MySQL error. DMEC
	NDB error type. Internal error
	Error message. Subscriber node undefined in SubStartReq (config change?)
1501	MySQL error. DMEC
	NDB error type. Temporary Resource error
	Error message. Out of undo space
1502	MySQL error. DMEC
	NDB error type. Internal error
	Error message. Filegroup already exists
1503	MySQL error. DMEC
	NDB error type. Schema error
	Error message. Out of filegroup records
1504	MySQL error. DMEC
	NDB error type. Schema error
	Error message. Out of logbuffer memory(specify smaller undo_buffer_size or increase SharedGlobalMemory)
1505	MySQL error. DMEC
	NDB error type. Internal error
	Error message. Invalid filegroup
1506	MySQL error. DMEC
	NDB error type. Internal error
	Error message. Invalid filegroup version
1507	MySQL error. DMEC
	NDB error type. Internal error
	Error message. File no already inuse
1508	MySQL error. DMEC
	NDB error type. Schema error
	Error message. Out of file records
1509	MySQL error. DMEC

	NDB error type. Schema error
	Error message. File system error, check if path,permissions etc
1510	MySQL error. DMEC
	NDB error type. Internal error
	Error message. File meta data error
1511	MySQL error. DMEC
	NDB error type. Internal error
	Error message. Out of memory
1512	MySQL error. DMEC
	NDB error type. Schema error
	Error message. File read error
1513	MySQL error. DMEC
	NDB error type. Internal error
	Error message. Filegroup not online
1514	MySQL error. DMEC
	NDB error type. Schema error
	Error message. Currently there is a limit of one logfile group
1515	MySQL error. DMEC
	NDB error type. Schema error
	Error message. Currently there is a 4G limit of one undo/data-file in 32-bit host
1516	MySQL error. DMEC
	NDB error type. Schema error
	Error message. File too small
1517	MySQL error. DMEC
	NDB error type. Schema error
	Error message. Insufficient disk page buffer memory. Increase DiskPageBufferMemory or reduce data file size.
1518	MySQL error. DMEC
	NDB error type. Overload error
	Error message. IO overload error

1601	MySQL error. HA_ERR_RECORD_FILE_FULL NDB error type. Insufficient space Error message. Out of extents, tablespace full
1602	MySQL error. DMEC NDB error type. Insufficient space Error message. No datafile in tablespace
1603	MySQL error. HA_ERR_RECORD_FILE_FULL NDB error type. Insufficient space Error message. Table fragment fixed data reference has reached maximum possible value (specify MAXROWS or increase no of partitions)
1604	MySQL error. DMEC NDB error type. Insufficient space Error message. Error -1 from get_page
1605	MySQL error. HA_ERR_RECORD_FILE_FULL NDB error type. Insufficient space Error message. Out of page request records when allocating disk record
1606	MySQL error. HA_ERR_RECORD_FILE_FULL NDB error type. Insufficient space Error message. Out of extent records when allocating disk record
1700	MySQL error. DMEC NDB error type. Internal error Error message. Undefined error
1701	MySQL error. DMEC NDB error type. Application error Error message. Node already reserved
1702	MySQL error. DMEC NDB error type. Application error Error message. Node already connected
1703	MySQL error. DMEC NDB error type. Internal temporary Error message. Node failure handling not completed

1704	MySQL error. DMEC NDB error type. Application error Error message. Node type mismatch
1705	MySQL error. DMEC NDB error type. Internal temporary Error message. Not ready for connection allocation yet
20000	MySQL error. DMEC NDB error type. Temporary Resource error Error message. Query aborted due out of operation records
20001	MySQL error. DMEC NDB error type. Internal error Error message. Query aborted due to empty query tree
20002	MySQL error. DMEC NDB error type. Internal error Error message. Query aborted due to invalid request
20003	MySQL error. DMEC NDB error type. Internal error Error message. Query aborted due to unknown query operation
20004	MySQL error. DMEC NDB error type. Internal error Error message. Query aborted due to invalid tree node specification
20005	MySQL error. DMEC NDB error type. Internal error Error message. Query aborted due to invalid tree parameter specification
20006	MySQL error. DMEC NDB error type. Temporary Resource error Error message. Query aborted due to out of LongMessageBuffer
20007	MySQL error. DMEC

	NDB error type. Internal error
	Error message. Query aborted due to invalid pattern
20008	MySQL error. DMEC
	NDB error type. Temporary Resource error
	Error message. Query aborted due to out of query memory
20009	MySQL error. DMEC
	NDB error type. Internal error
	Error message. Query aborted due to query node too big
20010	MySQL error. DMEC
	NDB error type. Internal error
	Error message. Query aborted due to query node parameters too big
20011	MySQL error. DMEC
	NDB error type. Internal error
	Error message. Query aborted due to both tree and parameters contain interpreted program
20012	MySQL error. DMEC
	NDB error type. Internal error
	Error message. Query aborted due to invalid tree parameter specification: Key parameter bits mismatch
20013	MySQL error. DMEC
	NDB error type. Internal error
	Error message. Query aborted due to invalid tree parameter specification: Incorrect key parameter count
20014	MySQL error. DMEC
	NDB error type. Internal error
	Error message. Query aborted due to internal error
20015	MySQL error. DMEC
	NDB error type. Temporary Resource error
	Error message. Query aborted due to out of row memory
20016	MySQL error. DMEC

	NDB error type. Node Recovery error
	Error message. Query aborted due to node failure
20017	MySQL error. DMEC
	NDB error type. Internal error
	Error message. Query aborted due to invalid node count
20018	MySQL error. DMEC
	NDB error type. Internal error
	Error message. Query aborted due to index fragment not found
20019	MySQL error. HA_ERR_NO_SUCH_TABLE
	NDB error type. Schema error
	Error message. Query table not defined
20020	MySQL error. HA_ERR_NO_SUCH_TABLE
	NDB error type. Schema error
	Error message. Query table is being dropped
20021	MySQL error. HA_ERR_TABLE_DEF_CHANGED
	NDB error type. Schema error
	Error message. Query table definition has changed
202	MySQL error. DMEC
	NDB error type. Internal error
	Error message. 202
203	MySQL error. DMEC
	NDB error type. Internal error
	Error message. 203
207	MySQL error. DMEC
	NDB error type. Internal error
	Error message. 207
208	MySQL error. DMEC
	NDB error type. Internal error
	Error message. 208
209	MySQL error. DMEC
	NDB error type. Internal error

	Error message. Communication problem, signal error
21000	MySQL error. HA_ERR_CANNOT_ADD_FOREIGN
	NDB error type. Application error
	Error message. Create foreign key failed - parent key is primary key and on-update-cascade is not allowed
21020	MySQL error. DMEC
	NDB error type. Temporary Resource error
	Error message. Create foreign key failed in NDB - no more object records
21021	MySQL error. DMEC
	NDB error type. Internal error
	Error message. Create foreign key failed in NDB - invalid request
21022	MySQL error. DMEC
	NDB error type. Schema error
	Error message. Create foreign key failed in NDB - parent table is not table
21023	MySQL error. DMEC
	NDB error type. Schema error
	Error message. Create foreign key failed in NDB - invalid parent table version
21024	MySQL error. DMEC
	NDB error type. Schema error
	Error message. Create foreign key failed in NDB - child table is not table
21025	MySQL error. DMEC
	NDB error type. Schema error
	Error message. Create foreign key failed in NDB - invalid child table version
21026	MySQL error. HA_ERR_CANNOT_ADD_FOREIGN
	NDB error type. Application error
	Error message. Create foreign key failed in NDB - parent index is not unique index
21027	MySQL error. DMEC
	NDB error type. Schema error

21028	<p>Error message. Create foreign key failed in NDB - invalid parent index version</p> <p>MySQL error. DMEC</p> <p>NDB error type. Schema error</p> <p>Error message. Create foreign key failed in NDB - child index is not index</p>
21029	<p>MySQL error. DMEC</p> <p>NDB error type. Schema error</p> <p>Error message. Create foreign key failed in NDB - invalid child index version</p>
21030	<p>MySQL error. DMEC</p> <p>NDB error type. Internal error</p> <p>Error message. Create foreign key failed in NDB - object already exists in TC</p>
21031	<p>MySQL error. DMEC</p> <p>NDB error type. Internal error</p> <p>Error message. Create foreign key failed in NDB - no more object records in TC</p>
21032	<p>MySQL error. DMEC</p> <p>NDB error type. Internal error</p> <p>Error message. Create foreign key failed in NDB - invalid request to TC</p>
21033	<p>MySQL error. HA_ERR_CANNOT_ADD_FOREIGN</p> <p>NDB error type. Application error</p> <p>Error message. Create foreign key failed in NDB - No parent row found</p>
21034	<p>MySQL error. HA_ERR_CANNOT_ADD_FOREIGN</p> <p>NDB error type. Application error</p> <p>Error message. Create foreign key failed - child table has Blob or Text column and on-delete- cascade is not allowed</p>
21040	<p>MySQL error. DMEC</p> <p>NDB error type. Application error</p> <p>Error message. Drop foreign key failed in NDB - foreign key not found</p>
21041	<p>MySQL error. DMEC</p> <p>NDB error type. Schema error</p>

	Error message. Drop foreign key failed in NDB - invalid foreign key version
21042	MySQL error. DMEC NDB error type. Schema error
	Error message. Drop foreign key failed in NDB - foreign key not found in TC
21060	MySQL error. DMEC NDB error type. Application error
	Error message. Build foreign key failed in NDB - foreign key not found
21061	MySQL error. DMEC NDB error type. Schema error
	Error message. Build foreign key failed in NDB - invalid foreign key version
21080	MySQL error. HA_ERR_ROW_IS_REFERENCED NDB error type. Application error
	Error message. Drop table not allowed in NDB - referenced by foreign key on another table
21081	MySQL error. HA_ERR_DROP_INDEX_FK NDB error type. Application error
	Error message. Drop index not allowed in NDB - used as parent index of a foreign key
21082	MySQL error. HA_ERR_DROP_INDEX_FK NDB error type. Application error
	Error message. Drop index not allowed in NDB - used as child index of a foreign key
21090	MySQL error. HA_ERR_CANNOT_ADD_FOREIGN NDB error type. Application error
	Error message. Create foreign key failed in NDB - name contains invalid character (/)
217	MySQL error. DMEC NDB error type. Temporary Resource error Error message. 217
218	MySQL error. DMEC NDB error type. Temporary Resource error Error message. Out of LongMessageBuffer

219	MySQL error. DMEC NDB error type. Temporary Resource error Error message. 219
220	MySQL error. DMEC NDB error type. Internal error Error message. 220
221	MySQL error. DMEC NDB error type. Temporary Resource error Error message. Too many concurrently fired triggers, increase SharedGlobalMemory
230	MySQL error. DMEC NDB error type. Internal error Error message. 230
232	MySQL error. DMEC NDB error type. Internal error Error message. 232
233	MySQL error. DMEC NDB error type. Temporary Resource error Error message. Out of operation records in transaction coordinator (increase SharedGlobalMemory)
234	MySQL error. DMEC NDB error type. Temporary Resource error Error message. Out of operation records in transaction coordinator (increase MaxNoOfConcurrentOperations)
238	MySQL error. DMEC NDB error type. Internal error Error message. 238
240	MySQL error. DMEC NDB error type. Internal error Error message. Invalid data encountered during foreign key trigger execution
241	MySQL error. HA_ERR_TABLE_DEF_CHANGED NDB error type. Schema error

242	Error message. Invalid schema object version MySQL error. DMEC NDB error type. Application error
244	Error message. Zero concurrency in scan MySQL error. DMEC NDB error type. Application error
245	Error message. Too high concurrency in scan MySQL error. DMEC NDB error type. Temporary Resource error
250	Error message. Too many active scans, increase MaxNoOfConcurrentScans MySQL error. DMEC NDB error type. Node Recovery error
251	Error message. Node where lock was held crashed, restart scan transaction MySQL error. DMEC NDB error type. Temporary Resource error
255	Error message. Out of frag location records in TC (increase SharedGlobalMemory) MySQL error. HA_ERR_NO_REFERENCED_ROW NDB error type. Constraint violation
256	Error message. Foreign key constraint violated: No parent row found MySQL error. HA_ERR_ROW_IS_REFERENCED NDB error type. Constraint violation
261	Error message. Foreign key constraint violated: Referenced row exists MySQL error. DMEC NDB error type. Application error
266	Error message. DML count in transaction exceeds config parameter MaxDMLOperationsPerTransaction/MaxNoOfConcurrentOperations MySQL error. HA_ERR_LOCK_WAIT_TIMEOUT NDB error type. Timeout expired
	Error message. Time-out in NDB, probably caused by deadlock

269	MySQL error. DMEC
	NDB error type. Application error
	Error message. No condition and attributes to read in scan
270	MySQL error. DMEC
	NDB error type. Node shutdown
	Error message. Transaction aborted due to node shutdown
271	MySQL error. DMEC
	NDB error type. Internal error
	Error message. Simple Read transaction without any attributes to read
272	MySQL error. DMEC
	NDB error type. Internal error
	Error message. Update operation without any attributes to update
273	MySQL error. DMEC
	NDB error type. Temporary Resource error
	Error message. Out of transaction markers databuffer in TC, increase SharedGlobalMemory
274	MySQL error. HA_ERR_LOCK_WAIT_TIMEOUT
	NDB error type. Timeout expired
	Error message. {296, HA_ERR_LOCK_WAIT_TIMEOUT, TO, {297, HA_ERR_LOCK_WAIT_TIMEOUT, TO, Time-out in NDB, probably caused by deadlock
275	MySQL error. DMEC
	NDB error type. Temporary Resource error
	Error message. Out of transaction records for complete phase (increase SharedGlobalMemory)
276	MySQL error. DMEC
	NDB error type. Internal error
	Error message. 276
277	MySQL error. DMEC
	NDB error type. Internal error
	Error message. 277
278	MySQL error. DMEC

	NDB error type. Internal error
	Error message. 278
279	MySQL error. DMEC
	NDB error type. Temporary Resource error
	Error message. Out of transaction markers in TC, increase SharedGlobalMemory
280	MySQL error. DMEC
	NDB error type. Node shutdown
	Error message. Transaction aborted due to node shutdown
281	MySQL error. HA_ERR_NO_CONNECTION
	NDB error type. Application error
	Error message. Operation not allowed due to cluster shutdown in progress
2810	MySQL error. DMEC
	NDB error type. Temporary Resource error
	Error message. No space left on the device
2811	MySQL error. DMEC
	NDB error type. Temporary Resource error
	Error message. Error with file permissions, please check file system
2815	MySQL error. DMEC
	NDB error type. Temporary Resource error
	Error message. Error in reading files, please check file system
283	MySQL error. HA_ERR_NO_SUCH_TABLE
	NDB error type. Schema error
	Error message. Table is being dropped
284	MySQL error. HA_ERR_TABLE_DEF_CHANGED
	NDB error type. Schema error
	Error message. Table not defined in transaction coordinator

285	MySQL error. DMEC NDB error type. Schema error Error message. <code>Unknown table error in transaction coordinator</code>
286	MySQL error. DMEC NDB error type. Node Recovery error Error message. <code>Node failure caused abort of transaction</code>
287	MySQL error. DMEC NDB error type. Internal error Error message. <code>Index corrupted</code>
288	MySQL error. DMEC NDB error type. Temporary Resource error Error message. <code>Out of index operations in transaction coordinator (increase SharedGlobalMemory)</code>
289	MySQL error. DMEC NDB error type. Temporary Resource error Error message. <code>Out of transaction buffer memory in TC (increase SharedGlobalMemory)</code>
290	MySQL error. DMEC NDB error type. Internal error Error message. <code>Corrupt key in TC, unable to xfrm</code>
291	MySQL error. DMEC NDB error type. Temporary Resource error Error message. <code>Out of scanfrag records in TC (increase SharedGlobalMemory)</code>
292	MySQL error. DMEC NDB error type. Internal error Error message. <code>Inconsistent index state in TC block</code>
293	MySQL error. DMEC NDB error type. Temporary Resource error Error message. <code>Out of attribute buffers in TC block, increase SharedGlobalMemory</code>
294	MySQL error. DMEC

	NDB error type. Internal error
	Error message. Unlocked operation has out of range index
295	MySQL error. DMEC
	NDB error type. Internal error
	Error message. Unlocked operation has invalid state
298	MySQL error. DMEC
	NDB error type. Internal error
	Error message. Invalid distribution key
299	MySQL error. DMEC
	NDB error type. Application error
	Error message. Operation not allowed or aborted due to single user mode
306	MySQL error. DMEC
	NDB error type. Internal error
	Error message. Out of fragment records in DIH
311	MySQL error. DMEC
	NDB error type. Application error
	Error message. Undefined partition used in setPartitionId
312	MySQL error. DMEC
	NDB error type. Temporary Resource error
	Error message. Out of LongMessageBuffer
320	MySQL error. DMEC
	NDB error type. Application error
	Error message. Invalid no of nodes specified for new nodegroup
321	MySQL error. DMEC
	NDB error type. Application error
	Error message. Invalid nodegroup id
322	MySQL error. DMEC
	NDB error type. Application error
	Error message. Invalid node(s) specified for new nodegroup, node already in nodegroup

323	MySQL error. DMEC NDB error type. Application error Error message. Invalid nodegroup id, nodegroup already existing
324	MySQL error. DMEC NDB error type. Application error Error message. Invalid node(s) specified for new nodegroup, no node in nodegroup is started
325	MySQL error. DMEC NDB error type. Application error Error message. Invalid node(s) specified for new nodegroup, node ID invalid or undefined
326	MySQL error. DMEC NDB error type. Application error Error message. Same node(s) specified for new nodegroup
4000	MySQL error. DMEC NDB error type. Internal error Error message. MEMORY ALLOCATION ERROR
4001	MySQL error. DMEC NDB error type. Internal error Error message. Signal Definition Error
4002	MySQL error. DMEC NDB error type. Node Recovery error Error message. Send to NDB failed
4003	MySQL error. DMEC NDB error type. Function not implemented Error message. Function not implemented yet
4004	MySQL error. DMEC NDB error type. Application error Error message. Attribute name or id not found in the table
4005	MySQL error. DMEC NDB error type. Internal error Error message. Internal Error in NdbApi

4006	MySQL error. DMEC NDB error type. Overload error Error message. <code>Connect failure - out of connection objects (increase MaxNoOfConcurrentTransactions)</code>
4007	MySQL error. DMEC NDB error type. Node Recovery error Error message. <code>Send to ndbd node failed</code>
4008	MySQL error. DMEC NDB error type. Unknown result error Error message. <code>Receive from NDB failed</code>
4009	MySQL error. HA_ERR_NO_CONNECTION NDB error type. Unknown result error Error message. <code>Cluster Failure</code>
4010	MySQL error. DMEC NDB error type. Node Recovery error Error message. <code>Node failure caused abort of transaction</code>
4011	MySQL error. DMEC NDB error type. Internal error Error message. <code>Internal Error in NdbApi</code>
4012	MySQL error. DMEC NDB error type. Unknown result error Error message. <code>Request ndbd time-out, maybe due to high load or communication problems</code>
4013	MySQL error. DMEC NDB error type. Node Recovery error Error message. <code>Request timed out in waiting for node failure</code>
4021	MySQL error. DMEC NDB error type. Temporary Resource error Error message. <code>Out of Send Buffer space in NDB API</code>
4022	MySQL error. DMEC NDB error type. Temporary Resource error Error message. <code>Out of Send Buffer space in NDB API</code>

4023	MySQL error. DMEC
	NDB error type. Node shutdown
	Error message. Transaction aborted due to node shutdown
4025	MySQL error. DMEC
	NDB error type. Node Recovery error
	Error message. Node failure caused abort of transaction
4027	MySQL error. DMEC
	NDB error type. Node Recovery error
	Error message. Node failure caused abort of transaction
4028	MySQL error. DMEC
	NDB error type. Node Recovery error
	Error message. Node failure caused abort of transaction
4029	MySQL error. DMEC
	NDB error type. Node Recovery error
	Error message. Node failure caused abort of transaction
4030	MySQL error. DMEC
	NDB error type. Node shutdown
	Error message. Transaction aborted due to node shutdown
4031	MySQL error. DMEC
	NDB error type. Node Recovery error
	Error message. Node failure caused abort of transaction
4032	MySQL error. DMEC
	NDB error type. Temporary Resource error
	Error message. Out of Send Buffer space in NDB API
4033	MySQL error. DMEC
	NDB error type. Node Recovery error
	Error message. Send to NDB failed
4034	MySQL error. DMEC
	NDB error type. Node shutdown

	Error message. Transaction aborted due to node shutdown
4035	MySQL error. DMEC
	NDB error type. Node Recovery error
	Error message. Cluster temporary unavailable
410	MySQL error. DMEC
	NDB error type. Overload error
	Error message. REDO log files overloaded (decrease TimeBetweenLocalCheckpoints or increase NoOfFragmentLogFiles)
4100	MySQL error. DMEC
	NDB error type. Application error
	Error message. Status Error in NDB
4101	MySQL error. DMEC
	NDB error type. Application error
	Error message. No connections to NDB available and connect failed
4102	MySQL error. DMEC
	NDB error type. Application error
	Error message. Type in NdbTamper not correct
4103	MySQL error. DMEC
	NDB error type. Application error
	Error message. No schema connections to NDB available and connect failed
4104	MySQL error. DMEC
	NDB error type. Application error
	Error message. Ndb Init in wrong state, destroy Ndb object and create a new
4105	MySQL error. DMEC
	NDB error type. Application error
	Error message. Too many Ndb objects
4106	MySQL error. DMEC
	NDB error type. Application error
	Error message. All Not NULL attribute have not been defined

4107	MySQL error. DMEC NDB error type. Internal error Error message. <code>Simple Transaction and Not Start</code>
4108	MySQL error. DMEC NDB error type. Internal error Error message. <code>Faulty operation type</code>
4109	MySQL error. DMEC NDB error type. Internal error Error message. <code>Faulty primary key attribute length</code>
4110	MySQL error. DMEC NDB error type. Internal error Error message. <code>Faulty length in ATTRINFO signal</code>
4111	MySQL error. DMEC NDB error type. Internal error Error message. <code>Status Error in NdbConnection</code>
4113	MySQL error. DMEC NDB error type. Internal error Error message. <code>Too many operations received</code>
4114	MySQL error. DMEC NDB error type. Application error Error message. <code>Transaction is already completed</code>
4115	MySQL error. DMEC NDB error type. Node Recovery error Error message. <code>Transaction was committed but all read information was not received due to node crash</code>
4116	MySQL error. DMEC NDB error type. Application error Error message. <code>Operation was not defined correctly, probably missing a key</code>
4117	MySQL error. DMEC NDB error type. Application error Error message. <code>Could not start transporter, configuration error</code>

4118	MySQL error. DMEC
	NDB error type. Application error
	Error message. Parameter error in API call
4119	MySQL error. DMEC
	NDB error type. Node Recovery error
	Error message. Simple/dirty read failed due to node failure
4120	MySQL error. DMEC
	NDB error type. Application error
	Error message. Scan already complete
4121	MySQL error. DMEC
	NDB error type. Application error
	Error message. Cannot set name twice for an Ndb object
4122	MySQL error. DMEC
	NDB error type. Application error
	Error message. Cannot set name after Ndb object is initialised
4123	MySQL error. DMEC
	NDB error type. Application error
	Error message. Free percent out of range. Allowed range is 1-99
414	MySQL error. DMEC
	NDB error type. Temporary Resource error
	Error message. 414
416	MySQL error. DMEC
	NDB error type. Internal error
	Error message. Bad state handling unlock request
417	MySQL error. DMEC
	NDB error type. Application error
	Error message. Bad operation reference - double unlock

418	MySQL error. DMEC NDB error type. Temporary Resource error Error message. Out of transaction buffers in LQH, increase LongMessageBuffer
419	MySQL error. DMEC NDB error type. Temporary Resource error Error message. Out of signal memory, increase LongMessageBuffer
4200	MySQL error. DMEC NDB error type. Application error Error message. Status Error when defining an operation
4201	MySQL error. DMEC NDB error type. Application error Error message. Variable Arrays not yet supported
4202	MySQL error. DMEC NDB error type. Application error Error message. Set value on tuple key attribute is not allowed
4203	MySQL error. DMEC NDB error type. Application error Error message. Trying to set a NOT NULL attribute to NULL
4204	MySQL error. DMEC NDB error type. Application error Error message. Set value and Read/Delete Tuple is incompatible
4205	MySQL error. DMEC NDB error type. Application error Error message. No Key attribute used to define tuple
4206	MySQL error. DMEC NDB error type. Application error Error message. Not allowed to equal key attribute twice
4207	MySQL error. DMEC

	NDB error type. Application error
	Error message. Key size is limited to 4092 bytes
4208	MySQL error. DMEC
	NDB error type. Application error
	Error message. Trying to read a non-stored attribute
4209	MySQL error. DMEC
	NDB error type. Application error
	Error message. Length parameter in equal/setValue is incorrect
4210	MySQL error. DMEC
	NDB error type. Application error
	Error message. Ndb sent more info than the length he specified
4211	MySQL error. DMEC
	NDB error type. Application error
	Error message. Inconsistency in list of NdbRecAttr-objects
4212	MySQL error. DMEC
	NDB error type. Application error
	Error message. Ndb reports NULL value on Not NULL attribute
4213	MySQL error. DMEC
	NDB error type. Application error
	Error message. Not all data of an attribute has been received
4214	MySQL error. DMEC
	NDB error type. Application error
	Error message. Not all attributes have been received
4215	MySQL error. DMEC
	NDB error type. Application error
	Error message. More data received than reported in TCKEYCONF message
4216	MySQL error. DMEC
	NDB error type. Application error

	Error message. More than 8052 bytes in setValue cannot be handled
4217	MySQL error. DMEC
	NDB error type. Application error
	Error message. It is not allowed to increment any other than unsigned ints
4218	MySQL error. DMEC
	NDB error type. Application error
	Error message. Currently not allowed to increment NULL-able attributes
4219	MySQL error. DMEC
	NDB error type. Application error
	Error message. Maximum size of interpretative attributes are 64 bits
4220	MySQL error. DMEC
	NDB error type. Application error
	Error message. Maximum size of interpretative attributes are 64 bits
4221	MySQL error. DMEC
	NDB error type. Application error
	Error message. Trying to jump to a non-defined label
4222	MySQL error. DMEC
	NDB error type. Application error
	Error message. Label was not found, internal error
4223	MySQL error. DMEC
	NDB error type. Application error
	Error message. Not allowed to create jumps to yourself
4224	MySQL error. DMEC
	NDB error type. Application error
	Error message. Not allowed to jump to a label in a different subroutine

4225	MySQL error. DMEC NDB error type. Application error Error message. All primary keys defined, call setValue/getValue
4226	MySQL error. DMEC NDB error type. Application error Error message. Bad number when defining a label
4227	MySQL error. DMEC NDB error type. Application error Error message. Bad number when defining a subroutine
4228	MySQL error. DMEC NDB error type. Application error Error message. Illegal interpreter function in scan definition
4229	MySQL error. DMEC NDB error type. Application error Error message. Illegal register in interpreter function definition
4230	MySQL error. DMEC NDB error type. Application error Error message. Illegal state when calling getValue, probably not a read
4231	MySQL error. DMEC NDB error type. Application error Error message. Illegal state when calling interpreter routine
4232	MySQL error. DMEC NDB error type. Application error Error message. Parallelism can only be between 1 and 240
4233	MySQL error. DMEC NDB error type. Application error Error message. Calling execute (synchronous) when already prepared asynchronous transaction exists
4234	MySQL error. DMEC

	NDB error type.	Application error
	Error message.	Illegal to call setValue in this state
4235	MySQL error.	DMEC
	NDB error type.	Application error
	Error message.	No callback from execute
4236	MySQL error.	DMEC
	NDB error type.	Application error
	Error message.	Trigger name too long
4237	MySQL error.	DMEC
	NDB error type.	Application error
	Error message.	Too many triggers
4238	MySQL error.	DMEC
	NDB error type.	Application error
	Error message.	Trigger not found
4239	MySQL error.	DMEC
	NDB error type.	Application error
	Error message.	Trigger with given name already exists
4240	MySQL error.	DMEC
	NDB error type.	Application error
	Error message.	Unsupported trigger type
4241	MySQL error.	DMEC
	NDB error type.	Application error
	Error message.	Index name too long
4242	MySQL error.	DMEC
	NDB error type.	Application error
	Error message.	Too many indexes
4243	MySQL error.	DMEC
	NDB error type.	Application error
	Error message.	Index not found
4244	MySQL error.	HA_ERR_TABLE_EXIST
	NDB error type.	Schema object already exists

	Error message. Index or table with given name already exists
4247	MySQL error. DMEC
	NDB error type. Application error
	Error message. Illegal index/trigger create/drop/alter request
4248	MySQL error. DMEC
	NDB error type. Application error
	Error message. Trigger/index name invalid
4249	MySQL error. DMEC
	NDB error type. Application error
	Error message. Invalid table
4250	MySQL error. DMEC
	NDB error type. Application error
	Error message. Invalid index type or index logging option
4251	MySQL error. HA_ERR_FOUND_DUPP_UNIQUE
	NDB error type. Application error
	Error message. Cannot create unique index, duplicate keys found
4252	MySQL error. DMEC
	NDB error type. Application error
	Error message. Failed to allocate space for index
4253	MySQL error. DMEC
	NDB error type. Application error
	Error message. Failed to create index table
4254	MySQL error. DMEC
	NDB error type. Application error
	Error message. Table not an index table
4255	MySQL error. DMEC
	NDB error type. Application error
	Error message. Hash index attributes must be specified in same order as table attributes
4256	MySQL error. DMEC

	NDB error type. Application error
	Error message. <code>Must call Ndb::init() before this function</code>
4257	MySQL error. DMEC
	NDB error type. Application error
	Error message. <code>Tried to read too much - too many getValue calls</code>
4258	MySQL error. DMEC
	NDB error type. Application error
	Error message. <code>Cannot create unique index, duplicate attributes found in definition</code>
4259	MySQL error. DMEC
	NDB error type. Application error
	Error message. <code>Invalid set of range scan bounds</code>
4260	MySQL error. DMEC
	NDB error type. User defined error
	Error message. <code>NdbScanFilter: Operator is not defined in NdbScanFilter::Group</code>
4261	MySQL error. DMEC
	NDB error type. User defined error
	Error message. <code>NdbScanFilter: Column is NULL</code>
4262	MySQL error. DMEC
	NDB error type. User defined error
	Error message. <code>NdbScanFilter: Condition is out of bounds</code>
4263	MySQL error. DMEC
	NDB error type. Internal error
	Error message. <code>Invalid blob attributes or invalid blob parts table</code>
4264	MySQL error. DMEC
	NDB error type. Application error
	Error message. <code>Invalid usage of blob attribute</code>

4265	MySQL error. DMEC NDB error type. Application error Error message. <code>The method is not valid in current blob state</code>
4266	MySQL error. DMEC NDB error type. Application error Error message. <code>Invalid blob seek position</code>
4267	MySQL error. DMEC NDB error type. Internal error Error message. <code>Corrupted blob value</code>
4268	MySQL error. DMEC NDB error type. Internal error Error message. <code>Error in blob head update forced rollback of transaction</code>
4269	MySQL error. DMEC NDB error type. Internal error Error message. <code>No connection to ndb management server</code>
4270	MySQL error. DMEC NDB error type. Internal error Error message. <code>Unknown blob error</code>
4271	MySQL error. DMEC NDB error type. Application error Error message. <code>Invalid index object, not retrieved via getIndex()</code>
4272	MySQL error. DMEC NDB error type. Application error Error message. <code>Table definition has undefined column</code>
4273	MySQL error. DMEC NDB error type. Internal error Error message. <code>No blob table in dict cache</code>

4274	MySQL error. <code>DMEC</code>
	NDB error type. Internal error
	Error message. <code>Corrupted main table PK in blob operation</code>
4275	MySQL error. <code>DMEC</code>
	NDB error type. Application error
	Error message. <code>The blob method is incompatible with operation type or lock mode</code>
4276	MySQL error. <code>DMEC</code>
	NDB error type. Application error
	Error message. <code>Missing NULL ptr in end of keyData list</code>
4277	MySQL error. <code>DMEC</code>
	NDB error type. Application error
	Error message. <code>Key part len is to small for column</code>
4278	MySQL error. <code>DMEC</code>
	NDB error type. Application error
	Error message. <code>Supplied buffer to small</code>
4279	MySQL error. <code>DMEC</code>
	NDB error type. Application error
	Error message. <code>Malformed string</code>
4280	MySQL error. <code>DMEC</code>
	NDB error type. Application error
	Error message. <code>Inconsistent key part length</code>
4281	MySQL error. <code>DMEC</code>
	NDB error type. Application error
	Error message. <code>Too many keys specified for key bound in scanIndex</code>
4282	MySQL error. <code>DMEC</code>
	NDB error type. Application error
	Error message. <code>range_no not strictly increasing in ordered multi-range index scan</code>

4283	MySQL error. DMEC NDB error type. Application error Error message. <code>key_record</code> in index scan is not an <code>index ndbrecord</code>
4284	MySQL error. DMEC NDB error type. Application error Error message. Cannot mix <code>NdbRecAttr</code> and <code>NdbRecord</code> methods in one operation
4285	MySQL error. DMEC NDB error type. Application error Error message. <code>NULL</code> <code>NdbRecord</code> pointer
4286	MySQL error. DMEC NDB error type. Application error Error message. Invalid <code>range_no</code> (must be < 4096)
4287	MySQL error. DMEC NDB error type. Application error Error message. The <code>key_record</code> and <code>attribute_record</code> in primary key operation do not belong to the same table
4288	MySQL error. DMEC NDB error type. Application error Error message. Blob handle for column not available
4289	MySQL error. DMEC NDB error type. Application error Error message. API version mismatch or wrong <code>sizeof(NdbDictionary::RecordSpecification)</code>
4290	MySQL error. DMEC NDB error type. Application error Error message. Missing column specification in <code>NdbDictionary::RecordSpecification</code>
4291	MySQL error. DMEC NDB error type. Application error Error message. Duplicate column specification in <code>NdbDictionary::RecordSpecification</code>
4292	MySQL error. DMEC

	NDB error type. Application error
	Error message. NdbRecord for tuple access is not an index key NdbRecord
4293	MySQL error. DMEC
	NDB error type. Application error
	Error message. Error returned from application scanIndex() callback
4294	MySQL error. DMEC
	NDB error type. Application error
	Error message. Scan filter is too large, discarded
4295	MySQL error. DMEC
	NDB error type. Application error
	Error message. Column is NULL in Get/SetValueSpec structure
4296	MySQL error. DMEC
	NDB error type. Application error
	Error message. Invalid AbortOption
4297	MySQL error. DMEC
	NDB error type. Application error
	Error message. Invalid or unsupported OperationOptions structure
4298	MySQL error. DMEC
	NDB error type. Application error
	Error message. Invalid or unsupported ScanOptions structure
4299	MySQL error. DMEC
	NDB error type. Application error
	Error message. Incorrect combination of ScanOption flags, extraGetValues ptr and numExtraGetValues
4300	MySQL error. DMEC
	NDB error type. Application error
	Error message. Tuple Key Type not correct
4301	MySQL error. DMEC
	NDB error type. Application error
	Error message. Fragment Type not correct

4302	MySQL error. DMEC
	NDB error type. Application error
	Error message. Minimum Load Factor not correct
4303	MySQL error. DMEC
	NDB error type. Application error
	Error message. Maximum Load Factor not correct
4304	MySQL error. DMEC
	NDB error type. Application error
	Error message. Maximum Load Factor smaller than Minimum
4305	MySQL error. DMEC
	NDB error type. Application error
	Error message. K value must currently be set to 6
4306	MySQL error. DMEC
	NDB error type. Application error
	Error message. Memory Type not correct
4307	MySQL error. DMEC
	NDB error type. Application error
	Error message. Invalid table name
4308	MySQL error. DMEC
	NDB error type. Application error
	Error message. Attribute Size not correct
4309	MySQL error. DMEC
	NDB error type. Application error
	Error message. Fixed array too large, maximum 64000 bytes
4310	MySQL error. DMEC
	NDB error type. Application error
	Error message. Attribute Type not correct
4311	MySQL error. DMEC
	NDB error type. Application error
	Error message. Storage Mode not correct

4312	MySQL error. DMEC NDB error type. Application error Error message. Null Attribute Type not correct
4313	MySQL error. DMEC NDB error type. Application error Error message. Index only storage for non-key attribute
4314	MySQL error. DMEC NDB error type. Application error Error message. Storage Type of attribute not correct
4315	MySQL error. DMEC NDB error type. Application error Error message. No more key attributes allowed after defining variable length key attribute
4316	MySQL error. DMEC NDB error type. Application error Error message. Key attributes are not allowed to be NULL attributes
4317	MySQL error. DMEC NDB error type. Application error Error message. Too many primary keys defined in table
4318	MySQL error. DMEC NDB error type. Application error Error message. Invalid attribute name or number
4319	MySQL error. DMEC NDB error type. Application error Error message. createAttribute called at erroneous place
4320	MySQL error. DMEC NDB error type. Internal error Error message. Cannot use the same object twice to create table
4321	MySQL error. DMEC NDB error type. Internal error

	Error message. Trying to start two schema transactions
4322	MySQL error. DMEC NDB error type. Application error
	Error message. Attempt to define distribution key when not prepared to
4323	MySQL error. DMEC NDB error type. Application error
	Error message. Distribution Key set on table but not defined on first attribute
4324	MySQL error. DMEC NDB error type. Application error
	Error message. Attempt to define distribution group when not prepared to
4325	MySQL error. DMEC NDB error type. Application error
	Error message. Distribution Group set on table but not defined on first attribute
4326	MySQL error. DMEC NDB error type. Application error
	Error message. Distribution Group with erroneous number of bits
4327	MySQL error. DMEC NDB error type. Application error
	Error message. Distribution key is only supported on part of primary key
4328	MySQL error. DMEC NDB error type. Application error
	Error message. Disk memory attributes not yet supported
4329	MySQL error. DMEC NDB error type. Application error
	Error message. Variable stored attributes not yet supported
4335	MySQL error. DMEC NDB error type. Application error

	Error message. Only one autoincrement column allowed per table. Having a table without primary key uses an autoincremented hidden key, i.e. a table without a primary key can not have an autoincremented column
4340	MySQL error. DMEC NDB error type. Application error Error message. Result or attribute record must be a base table ndbrecord, not an index ndbrecord
4341	MySQL error. DMEC NDB error type. Application error Error message. Not all keys read when using option SF_OrderBy
4342	MySQL error. DMEC NDB error type. Application error Error message. Scan defined but not prepared
4343	MySQL error. DMEC NDB error type. Application error Error message. Table with blobs does not support refresh
4344	MySQL error. DMEC NDB error type. Internal error Error message. Only DBDICT and TRIX can send requests to TRIX
4345	MySQL error. DMEC NDB error type. Internal error Error message. TRIX block is not available yet, probably due to node failure
4346	MySQL error. DMEC NDB error type. Internal error Error message. Internal error at index create/build
4347	MySQL error. DMEC NDB error type. Internal error Error message. Bad state at alter index
4348	MySQL error. DMEC NDB error type. Internal error

	Error message. Inconsistency detected at alter index
4349	MySQL error. DMEC
	NDB error type. Internal error
	Error message. Inconsistency detected at index usage
4350	MySQL error. DMEC
	NDB error type. Internal error
	Error message. Transaction already aborted
4351	MySQL error. DMEC
	NDB error type. Timeout expired
	Error message. Timeout/deadlock during index build
4377	MySQL error. DMEC
	NDB error type. Application error
	Error message. Database and schema name must be set on Ndb object
4400	MySQL error. DMEC
	NDB error type. Application error
	Error message. Status Error in NdbSchemaCon
4401	MySQL error. DMEC
	NDB error type. Application error
	Error message. Only one schema operation per schema transaction
4402	MySQL error. DMEC
	NDB error type. Application error
	Error message. No schema operation defined before calling execute
4410	MySQL error. DMEC
	NDB error type. Application error
	Error message. Schema transaction is already started
4411	MySQL error. DMEC
	NDB error type. Application error
	Error message. Schema transaction not possible until upgrade complete

4412	MySQL error. DMEC NDB error type. Application error Error message. Schema transaction is not started
4501	MySQL error. DMEC NDB error type. Application error Error message. Insert in hash table failed when getting table information from Ndb
4502	MySQL error. DMEC NDB error type. Application error Error message. GetValue not allowed in Update operation
4503	MySQL error. DMEC NDB error type. Application error Error message. GetValue not allowed in Insert operation
4504	MySQL error. DMEC NDB error type. Application error Error message. SetValue not allowed in Read operation
4505	MySQL error. DMEC NDB error type. Application error Error message. NULL value not allowed in primary key search
4506	MySQL error. DMEC NDB error type. Application error Error message. Missing getValue/setValue when calling execute
4507	MySQL error. DMEC NDB error type. Application error Error message. Missing operation request when calling execute
4508	MySQL error. DMEC NDB error type. Application error Error message. GetValue not allowed for NdbRecord defined operation
4509	MySQL error. DMEC

	NDB error type. Application error
	Error message. Non SF_MultiRange scan cannot have more than one bound
4510	MySQL error. DMEC
	NDB error type. Application error
	Error message. User specified partition id not allowed for scan takeover operation
4511	MySQL error. DMEC
	NDB error type. Application error
	Error message. Blobs not allowed in NdbRecord delete result record
4512	MySQL error. DMEC
	NDB error type. Application error
	Error message. Incorrect combination of OperationOptions optionsPresent, extraGet/SetValues ptr and numExtraGet/SetValues
4513	MySQL error. DMEC
	NDB error type. Application error
	Error message. Only one scan bound allowed for non-NdbRecord setBound() API
4514	MySQL error. DMEC
	NDB error type. Application error
	Error message. Can only call setBound/equal() for an NdbIndexScanOperation
4515	MySQL error. DMEC
	NDB error type. Application error
	Error message. Method not allowed for NdbRecord, use OperationOptions or ScanOptions structure instead
4516	MySQL error. DMEC
	NDB error type. Application error
	Error message. Illegal instruction in interpreted program
4517	MySQL error. DMEC
	NDB error type. Application error
	Error message. Bad label in branch instruction
4518	MySQL error. DMEC

	NDB error type. Application error
	Error message. Too many instructions in interpreted program
4519	MySQL error. DMEC
	NDB error type. Application error
	Error message. NdbInterpretedCode::finalise() not called
4520	MySQL error. DMEC
	NDB error type. Application error
	Error message. Call to undefined subroutine
4521	MySQL error. DMEC
	NDB error type. Application error
	Error message. Call to undefined subroutine, internal error
4522	MySQL error. DMEC
	NDB error type. Application error
	Error message. setBound() called twice for same key
4523	MySQL error. DMEC
	NDB error type. Application error
	Error message. Pseudo columns not supported by NdbRecord
4524	MySQL error. DMEC
	NDB error type. Application error
	Error message. NdbInterpretedCode is for different table
4535	MySQL error. DMEC
	NDB error type. Application error
	Error message. Attempt to set bound on non key column
4536	MySQL error. DMEC
	NDB error type. Application error
	Error message. NdbScanFilter constructor taking NdbOperation is not supported for NdbRecord
4537	MySQL error. DMEC
	NDB error type. Application error

	Error message. Wrong API. Use NdbInterpretedCode for NdbRecord operations
4538	MySQL error. DMEC
	NDB error type. Application error
	Error message. NdbInterpretedCode instruction requires that table is set
4539	MySQL error. DMEC
	NDB error type. Application error
	Error message. NdbInterpretedCode not supported for operation type
4540	MySQL error. DMEC
	NDB error type. Application error
	Error message. Attempt to pass an Index column to createRecord. Use base table columns only
4542	MySQL error. DMEC
	NDB error type. Application error
	Error message. Unknown partition information type
4543	MySQL error. DMEC
	NDB error type. Application error
	Error message. Duplicate partitioning information supplied
4544	MySQL error. DMEC
	NDB error type. Application error
	Error message. Wrong partitionInfo type for table
4545	MySQL error. DMEC
	NDB error type. Application error
	Error message. Invalid or Unsupported PartitionInfo structure
4546	MySQL error. DMEC
	NDB error type. Application error
	Error message. Explicit partitioning info not allowed for table and operation
4547	MySQL error. DMEC
	NDB error type. Application error
	Error message. RecordSpecification has overlapping offsets

4548	MySQL error. DMEC NDB error type. Application error Error message. RecordSpecification has too many elements
4549	MySQL error. DMEC NDB error type. Application error Error message. getLockHandle only supported for primary key read with a lock
4550	MySQL error. DMEC NDB error type. Application error Error message. Cannot releaseLockHandle until operation executed
4551	MySQL error. DMEC NDB error type. Application error Error message. NdbLockHandle already released
4552	MySQL error. DMEC NDB error type. Application error Error message. NdbLockHandle does not belong to transaction
4553	MySQL error. DMEC NDB error type. Application error Error message. NdbLockHandle original operation not executed successfully
4554	MySQL error. DMEC NDB error type. Application error Error message. NdbBlob can only be closed from Active state
4555	MySQL error. DMEC NDB error type. Application error Error message. NdbBlob cannot be closed with pending operations
4556	MySQL error. DMEC NDB error type. Application error Error message. RecordSpecification has illegal value in column_flags
4557	MySQL error. DMEC

	NDB error type. Application error
	Error message. Column types must be identical when comparing two columns
4558	MySQL error. DMEC
	NDB error type. Application error
	Error message. Pending Blob operations must be executed before this call
4559	MySQL error. DMEC
	NDB error type. Application error
	Error message. Failed to transfer KeyInfo to AttrInfo for InterpretedWrite
4600	MySQL error. DMEC
	NDB error type. Application error
	Error message. Transaction is already started
4601	MySQL error. DMEC
	NDB error type. Application error
	Error message. Transaction is not started
4602	MySQL error. DMEC
	NDB error type. Application error
	Error message. You must call getNdbOperation before executeScan
4603	MySQL error. DMEC
	NDB error type. Application error
	Error message. There can only be ONE operation in a scan transaction
4604	MySQL error. DMEC
	NDB error type. Application error
	Error message. takeOverScanOp, to take over a scanned row one must explicitly request keyinfo on readTuples call
4605	MySQL error. DMEC
	NDB error type. Application error
	Error message. You may only call readTuples() once for each operation
4607	MySQL error. DMEC
	NDB error type. Application error

	Error message. There may only be one operation in a scan transaction
4608	MySQL error. DMEC
	NDB error type. Application error
	Error message. You can not takeOverScan unless you have used openScanExclusive
4609	MySQL error. DMEC
	NDB error type. Application error
	Error message. You must call nextScanResult before trying to takeOverScan
4707	MySQL error. DMEC
	NDB error type. Application error
	Error message. Too many event have been defined
4708	MySQL error. DMEC
	NDB error type. Application error
	Error message. Event name is too long
4709	MySQL error. DMEC
	NDB error type. Application error
	Error message. Can't accept more subscribers
4710	MySQL error. DMEC
	NDB error type. Application error
	Error message. Event not found
4711	MySQL error. DMEC
	NDB error type. Application error
	Error message. Creation of event failed
4712	MySQL error. DMEC
	NDB error type. Application error
	Error message. Stopped event operation does not exist. Already stopped?
4713	MySQL error. DMEC
	NDB error type. Schema error
	Error message. Column defined in event does not exist in table
4714	MySQL error. DMEC

	NDB error type. Application error
	Error message. Index stats system tables do not exist
4715	MySQL error. DMEC
	NDB error type. Application error
	Error message. Index stats for specified index do not exist
4716	MySQL error. DMEC
	NDB error type. Application error
	Error message. Index stats methods usage error
4717	MySQL error. DMEC
	NDB error type. Application error
	Error message. Index stats cannot allocate memory
4718	MySQL error. DMEC
	NDB error type. Internal error
	Error message. Index stats samples data or memory cache is invalid
4719	MySQL error. DMEC
	NDB error type. Internal error
	Error message. Index stats internal error
4720	MySQL error. DMEC
	NDB error type. Application error
	Error message. partly missing or invalid
4721	MySQL error. DMEC
	NDB error type. Internal error
	Error message. Mysqld: index stats thread not open for requests
4722	MySQL error. DMEC
	NDB error type. Internal error
	Error message. Mysqld: index stats entry unexpectedly not found
4723	MySQL error. DMEC
	NDB error type. Application error
	Error message. Mysqld: index stats request ignored due to recent error

4724	MySQL error. DMEC NDB error type. Application error Error message. <code>Mysqld: index stats request aborted by stats thread</code>
4725	MySQL error. DMEC NDB error type. Application error Error message. <code>Index stats were deleted by another process</code>
4731	MySQL error. DMEC NDB error type. Internal error Error message. <code>Event not found</code>
488	MySQL error. DMEC NDB error type. Temporary Resource error Error message. <code>Too many active scans</code>
489	MySQL error. DMEC NDB error type. Temporary Resource error Error message. <code>Out of scan records in LQH, increase SharedGlobalMemory</code>
490	MySQL error. DMEC NDB error type. Temporary Resource error Error message. <code>Too many active scans</code>
499	MySQL error. DMEC NDB error type. Node Recovery error Error message. <code>Scan take over error, restart scan transaction</code>
5000	MySQL error. DMEC NDB error type. Application error Error message. <code>No contact with the process (dead ?).</code>
5002	MySQL error. DMEC NDB error type. Application error Error message. <code>The process has wrong type. Expected a DB process.</code>
5005	MySQL error. DMEC NDB error type. Application error

	Error message. <code>Send to process or receive failed.</code>
5007	MySQL error. <code>DMEC</code>
	NDB error type. Application error
	Error message. <code>Invalid error number. Should be >= 0.</code>
5008	MySQL error. <code>DMEC</code>
	NDB error type. Application error
	Error message. <code>Invalid trace number.</code>
5010	MySQL error. <code>DMEC</code>
	NDB error type. Application error
	Error message. <code>Invalid block name</code>
5024	MySQL error. <code>DMEC</code>
	NDB error type. Timeout expired
	Error message. <code>Time-out due to node shutdown not starting in time</code>
5025	MySQL error. <code>DMEC</code>
	NDB error type. Timeout expired
	Error message. <code>Time-out due to node shutdown not completing in time</code>
5026	MySQL error. <code>DMEC</code>
	NDB error type. Application error
	Error message. <code>Node shutdown in progress</code>
5027	MySQL error. <code>DMEC</code>
	NDB error type. Application error
	Error message. <code>System shutdown in progress</code>
5028	MySQL error. <code>DMEC</code>
	NDB error type. Application error
	Error message. <code>Node shutdown would cause system crash</code>
5030	MySQL error. <code>DMEC</code>
	NDB error type. Application error
	Error message. <code>No contact with database nodes</code>
5031	MySQL error. <code>DMEC</code>
	NDB error type. Application error

	Error message. <code>Unsupported multi node shutdown. Abort option required.</code>
5062	MySQL error. <code>DMEC</code>
	NDB error type. Application error
	Error message. <code>The specified node is not an API node.</code>
5063	MySQL error. <code>DMEC</code>
	NDB error type. Application error
	Error message.
623	MySQL error. <code>HA_ERR_RECORD_FILE_FULL</code>
	NDB error type. Insufficient space
	Error message. <code>623</code>
624	MySQL error. <code>HA_ERR_RECORD_FILE_FULL</code>
	NDB error type. Insufficient space
	Error message. <code>624</code>
625	MySQL error. <code>HA_ERR_INDEX_FILE_FULL</code>
	NDB error type. Insufficient space
	Error message. <code>Out of memory in Ndb Kernel, hash index part (increase DataMemory)</code>
626	MySQL error. <code>HA_ERR_KEY_NOT_FOUND</code>
	NDB error type. No data found
	Error message. <code>Tuple did not exist</code>
630	MySQL error. <code>HA_ERR_FOUND_DUPP_KEY</code>
	NDB error type. Constraint violation
	Error message. <code>Tuple already existed when attempting to insert</code>
631	MySQL error. <code>DMEC</code>
	NDB error type. Node Recovery error
	Error message. <code>Scan take over error, restart scan transaction</code>
632	MySQL error. <code>DMEC</code>
	NDB error type. Internal error
	Error message. <code>632</code>
633	MySQL error. <code>HA_ERR_INDEX_FILE_FULL</code>

	NDB error type.	Insufficient space
	Error message.	Table fragment hash index has reached maximum possible size
635	MySQL error.	HA_ERR_LOCK_WAIT_TIMEOUT
	NDB error type.	Timeout expired
	Error message.	{701, DMEC, OL, System busy with other schema operation
640	MySQL error.	DMEC
	NDB error type.	Insufficient space
	Error message.	Too many hash indexes (should not happen)
677	MySQL error.	DMEC
	NDB error type.	Overload error
	Error message.	Index UNDO buffers overloaded (increase UndoIndexBuffer)
702	MySQL error.	DMEC
	NDB error type.	Internal temporary
	Error message.	Request to non-master
703	MySQL error.	DMEC
	NDB error type.	Schema error
	Error message.	Invalid table format
704	MySQL error.	DMEC
	NDB error type.	Schema error
	Error message.	Attribute name too long
705	MySQL error.	DMEC
	NDB error type.	Schema error
	Error message.	Table name too long
706	MySQL error.	DMEC
	NDB error type.	Internal error
	Error message.	Inconsistency during table creation
707	MySQL error.	DMEC
	NDB error type.	Schema error
	Error message.	No more table metadata records (increase MaxNoOfTables)

708	MySQL error. DMEC NDB error type. Schema error Error message. No more attribute metadata records (increase MaxNoOfAttributes)
709	MySQL error. HA_ERR_NO_SUCH_TABLE NDB error type. Schema error Error message. No such table existed
710	MySQL error. DMEC NDB error type. Schema error Error message. Internal: Get by table name not supported, use table id.
711	MySQL error. DMEC NDB error type. Overload error Error message. System busy with node restart, schema operations not allowed
712	MySQL error. DMEC NDB error type. Schema error Error message. No more hashmap metadata records
720	MySQL error. DMEC NDB error type. Application error Error message. Attribute name reused in table definition
721	MySQL error. HA_ERR_TABLE_EXIST NDB error type. Schema object already exists Error message. Schema object with given name already exists
723	MySQL error. HA_ERR_NO_SUCH_TABLE NDB error type. Schema error Error message. No such table existed
736	MySQL error. DMEC NDB error type. Schema error Error message. Unsupported array size
737	MySQL error. HA_WRONG_CREATE_OPTION NDB error type. Schema error Error message. Attribute array size too big

738	MySQL error. HA_WRONG_CREATE_OPTION NDB error type. Schema error Error message. Record too big
739	MySQL error. HA_WRONG_CREATE_OPTION NDB error type. Schema error Error message. Unsupported primary key length
740	MySQL error. HA_WRONG_CREATE_OPTION NDB error type. Schema error Error message. Nullable primary key not supported
741	MySQL error. DMEC NDB error type. Schema error Error message. Unsupported alter table
743	MySQL error. HA_WRONG_CREATE_OPTION NDB error type. Schema error Error message. Unsupported character set in table or index
744	MySQL error. DMEC NDB error type. Schema error Error message. Character string is invalid for given character set
745	MySQL error. HA_WRONG_CREATE_OPTION NDB error type. Schema error Error message. Distribution key not supported for char attribute (use binary attribute)
746	MySQL error. DMEC NDB error type. Schema object already exists Error message. Event name already exists
747	MySQL error. DMEC NDB error type. Insufficient space Error message. Out of event records
748	MySQL error. DMEC NDB error type. Temporary Resource error Error message. Busy during read of event table
749	MySQL error. HA_WRONG_CREATE_OPTION

	NDB error type.	Internal error
	Error message.	Primary Table in wrong state
750	MySQL error.	IE
	NDB error type.	Schema error
	Error message.	Invalid file type
751	MySQL error.	DMEC
	NDB error type.	Schema error
	Error message.	Out of file records
752	MySQL error.	DMEC
	NDB error type.	Schema error
	Error message.	Invalid file format
753	MySQL error.	IE
	NDB error type.	Schema error
	Error message.	Invalid filegroup for file
754	MySQL error.	IE
	NDB error type.	Schema error
	Error message.	Invalid filegroup version when creating file
755	MySQL error.	HA_MISSING_CREATE_OPTION
	NDB error type.	Schema error
	Error message.	Invalid tablespace
756	MySQL error.	DMEC
	NDB error type.	Schema error
	Error message.	Index on disk column is not supported
757	MySQL error.	DMEC
	NDB error type.	Schema error
	Error message.	Varsize bitfield not supported
758	MySQL error.	DMEC
	NDB error type.	Schema error
	Error message.	Tablespace has changed
759	MySQL error.	DMEC
	NDB error type.	Schema error

	Error message. Invalid tablespace version
760	MySQL error. DMEC
	NDB error type. Schema error
	Error message. File already exists,
761	MySQL error. DMEC
	NDB error type. Schema error
	Error message. Unable to drop table as backup is in progress
762	MySQL error. DMEC
	NDB error type. Schema error
	Error message. Unable to alter table as backup is in progress
763	MySQL error. DMEC
	NDB error type. Application error
	Error message. DDL is not supported with mixed data-node versions
764	MySQL error. HA_WRONG_CREATE_OPTION
	NDB error type. Schema error
	Error message. Invalid extent size
765	MySQL error. DMEC
	NDB error type. Schema error
	Error message. Out of filegroup records
766	MySQL error. DMEC
	NDB error type. Schema error
	Error message. Cant drop file, no such file
767	MySQL error. DMEC
	NDB error type. Schema error
	Error message. Cant drop filegroup, no such filegroup
768	MySQL error. DMEC
	NDB error type. Schema error
	Error message. Cant drop filegroup, filegroup is used
769	MySQL error. DMEC

	NDB error type. Schema error
	Error message. Drop undofile not supported, drop logfile group instead
770	MySQL error. DMEC
	NDB error type. Schema error
	Error message. Cant drop file, file is used
771	MySQL error. HA_WRONG_CREATE_OPTION
	NDB error type. Application error
	Error message. Given NODEGROUP doesn't exist in this cluster
772	MySQL error. HA_WRONG_CREATE_OPTION
	NDB error type. Internal error
	Error message. Given fragmentType doesn't exist
773	MySQL error. DMEC
	NDB error type. Schema error
	Error message. Out of string memory, please modify StringMemory config parameter
774	MySQL error. DMEC
	NDB error type. Schema error
	Error message. Invalid schema object for drop
775	MySQL error. DMEC
	NDB error type. Schema error
	Error message. Create file is not supported when Diskless=1
776	MySQL error. DMEC
	NDB error type. Application error
	Error message. Index created on temporary table must itself be temporary
777	MySQL error. DMEC
	NDB error type. Application error
	Error message. Cannot create a temporary index on a non-temporary table

778	MySQL error. DMEC NDB error type. Application error Error message. A temporary table or index must be specified as not logging
779	MySQL error. HA_WRONG_CREATE_OPTION NDB error type. Schema error Error message. Invalid undo buffer size
780	MySQL error. DMEC NDB error type. Temporary Resource error Error message. Too many schema transactions
781	MySQL error. DMEC NDB error type. Internal error Error message. Invalid schema transaction key from NDB API
782	MySQL error. DMEC NDB error type. Internal error Error message. Invalid schema transaction id from NDB API
783	MySQL error. DMEC NDB error type. Temporary Resource error Error message. Too many schema operations
784	MySQL error. DMEC NDB error type. Temporary Resource error Error message. Invalid schema transaction state
785	MySQL error. DMEC NDB error type. Temporary Resource error Error message. Schema object is busy with another schema transaction
786	MySQL error. DMEC NDB error type. Node Recovery error Error message. Schema transaction aborted due to node-failure
787	MySQL error. DMEC NDB error type. Internal temporary Error message. Schema transaction aborted

788	MySQL error. DMEC NDB error type. Temporary Resource error Error message. Missing schema operation at takeover of schema transaction
789	MySQL error. HA_WRONG_CREATE_OPTION NDB error type. Application error Error message. Logfile group not found
790	MySQL error. HA_WRONG_CREATE_OPTION NDB error type. Schema error Error message. Invalid hashmap
791	MySQL error. HA_WRONG_CREATE_OPTION NDB error type. Schema error Error message. Too many total bits in bitfields
792	MySQL error. DMEC NDB error type. Schema error Error message. Default value for primary key column not supported
793	MySQL error. DMEC NDB error type. Application error Error message. Object definition too big
794	MySQL error. DMEC NDB error type. Application error Error message. Schema feature requires data node upgrade
795	MySQL error. DMEC NDB error type. Internal error Error message. Out of LongMessageBuffer in DICT
796	MySQL error. DMEC NDB error type. Schema error Error message. Out of schema transaction memory
797	MySQL error. DMEC NDB error type. Function not implemented Error message. Wrong fragment count for fully replicated table

798	MySQL error. DMEC NDB error type. Application error Error message. A disk table must not be specified as no logging
799	MySQL error. HA_WRONG_CREATE_OPTION NDB error type. Schema error Error message. Non default partitioning without partitions
805	MySQL error. DMEC NDB error type. Temporary Resource error Error message. Out of attrinfo records in tuple manager, increase LongMessageBuffer
809	MySQL error. DMEC NDB error type. Internal error Error message. 809
812	MySQL error. DMEC NDB error type. Internal error Error message. 812
823	MySQL error. DMEC NDB error type. Application error Error message. Too much attrinfo from application in tuple manager
826	MySQL error. HA_ERR_RECORD_FILE_FULL NDB error type. Insufficient space Error message. Too many tables and attributes (increase MaxNoOfAttributes or MaxNoOfTables)
827	MySQL error. HA_ERR_RECORD_FILE_FULL NDB error type. Insufficient space Error message. Out of memory in Ndb Kernel, table data (increase DataMemory)
829	MySQL error. DMEC NDB error type. Application error Error message. Corrupt data received for insert/update
830	MySQL error. DMEC NDB error type. Temporary Resource error

	Error message. Out of add fragment operation records
831	MySQL error. DMEC
	NDB error type. Application error
	Error message. Too many nullable/bitfields in table definition
833	MySQL error. DMEC
	NDB error type. Internal error
	Error message. 833
839	MySQL error. DMEC
	NDB error type. Constraint violation
	Error message. Illegal null attribute
840	MySQL error. DMEC
	NDB error type. Constraint violation
	Error message. Trying to set a NOT NULL attribute to NULL
850	MySQL error. DMEC
	NDB error type. Application error
	Error message. Too long or too short default value
851	MySQL error. DMEC
	NDB error type. Application error
	Error message. Fixed-size column offset exceeded max.Use VARCHAR or COLUMN_FORMAT DYNAMIC for memory-stored columns
871	MySQL error. DMEC
	NDB error type. Internal error
	Error message. 871
873	MySQL error. DMEC
	NDB error type. Temporary Resource error
	Error message. Out of transaction memory in local data manager, ordered index data (increase SharedGlobalMemory)
874	MySQL error. DMEC
	NDB error type. Application error
	Error message. Too much attrinfo (e.g. scan filter) for scan in tuple manager

876	MySQL error. DMEC
	NDB error type. Application error
	Error message. 876
877	MySQL error. DMEC
	NDB error type. Application error
	Error message. 877
878	MySQL error. DMEC
	NDB error type. Application error
	Error message. 878
879	MySQL error. DMEC
	NDB error type. Application error
	Error message. 879
880	MySQL error. DMEC
	NDB error type. Application error
	Error message. <code>Tried to read too much - too many getValue calls</code>
881	MySQL error. DMEC
	NDB error type. Schema error
	Error message. <code>Unable to create table, out of data pages (increase DataMemory)</code>
882	MySQL error. DMEC
	NDB error type. Internal error
	Error message. 882
883	MySQL error. DMEC
	NDB error type. Internal error
	Error message. 883
884	MySQL error. DMEC
	NDB error type. Application error
	Error message. <code>Stack overflow in interpreter</code>
885	MySQL error. DMEC
	NDB error type. Application error
	Error message. <code>Stack underflow in interpreter</code>

886	MySQL error. DMEC NDB error type. Application error Error message. <code>More than 65535 instructions executed in interpreter</code>
887	MySQL error. DMEC NDB error type. Internal error Error message. <code>887</code>
888	MySQL error. DMEC NDB error type. Internal error Error message. <code>888</code>
889	MySQL error. HA_ERR_RECORD_FILE_FULL NDB error type. Insufficient space Error message. <code>Table fragment fixed data reference has reached maximum possible value (specify MAXROWS or increase no of partitions)</code>
890	MySQL error. DMEC NDB error type. Internal error Error message. <code>890</code>
891	MySQL error. DMEC NDB error type. Overload error Error message. <code>Data UNDO buffers overloaded (increase UndoDataBuffer)</code>
892	MySQL error. DMEC NDB error type. Application error Error message. <code>Unsupported type in scan filter</code>
893	MySQL error. HA_ERR_FOUND_DUPP_KEY NDB error type. Constraint violation Error message. <code>Constraint violation e.g. duplicate value in unique index</code>
896	MySQL error. DMEC NDB error type. Internal error Error message. <code>Tuple corrupted - wrong checksum or column data in invalid format</code>
897	MySQL error. DMEC NDB error type. Application error

	Error message. Update attempt of primary key via ndbcluster internal api (if this occurs via the MySQL server it is a bug, please report)
899	MySQL error. DMEC
	NDB error type. Temporary Resource error
	Error message. Rowid already allocated
901	MySQL error. DMEC
	NDB error type. Internal error
	Error message. Inconsistent ordered index. The index needs to be dropped and recreated
902	MySQL error. HA_ERR_RECORD_FILE_FULL
	NDB error type. Insufficient space
	Error message. Out of memory in Ndb Kernel, ordered index data (increase DataMemory)
903	MySQL error. HA_ERR_INDEX_FILE_FULL
	NDB error type. Insufficient space
	Error message. Too many ordered indexes (increase MaxNoOfOrderedIndexes)
904	MySQL error. HA_ERR_INDEX_FILE_FULL
	NDB error type. Insufficient space
	Error message. Out of fragment records (increase MaxNoOfOrderedIndexes)
905	MySQL error. DMEC
	NDB error type. Insufficient space
	Error message. Out of attribute records (increase MaxNoOfAttributes)
906	MySQL error. DMEC
	NDB error type. Schema error
	Error message. Unsupported attribute type in index
907	MySQL error. DMEC
	NDB error type. Schema error
	Error message. Unsupported character set in table or index

908	MySQL error. DMEC NDB error type. Insufficient space Error message. <code>Invalid ordered index tree node size</code>
909	MySQL error. DMEC NDB error type. Temporary Resource error Error message. <code>Out of transaction memory in local data manager, ordered scan operation (increase SharedGlobalMemory)</code>
910	MySQL error. HA_ERR_NO_SUCH_TABLE NDB error type. Schema error Error message. <code>Index is being dropped</code>
911	MySQL error. DMEC NDB error type. Schema error Error message. <code>Index stat scan requested on index with unsupported key size</code>
912	MySQL error. DMEC NDB error type. Application error Error message. <code>Index stat scan requested with wrong lock mode</code>
913	MySQL error. DMEC NDB error type. Application error Error message. <code>Invalid index for index stats update</code>
914	MySQL error. DMEC NDB error type. Internal error Error message. <code>Invalid index stats request</code>
915	MySQL error. DMEC NDB error type. Temporary Resource error Error message. <code>No free index stats op</code>
916	MySQL error. DMEC NDB error type. Internal error Error message. <code>Invalid index stats sys tables</code>
917	MySQL error. DMEC NDB error type. Internal error

918	<p>Error message. Invalid index stats sys tables data</p> <p>MySQL error. DMEC</p> <p>NDB error type. Temporary Resource error</p>
919	<p>Error message. Cannot prepare index stats update</p> <p>MySQL error. DMEC</p> <p>NDB error type. Temporary Resource error</p>
920	<p>Error message. Cannot execute index stats update</p> <p>MySQL error. DMEC</p> <p>NDB error type. Application error</p>
921	<p>Error message. Row operation defined after refreshTuple()</p> <p>MySQL error. DMEC</p> <p>NDB error type. Temporary Resource error</p>
923	<p>Error message. Out of transaction memory in local data manager, copy tuples (increase SharedGlobalMemory)</p> <p>MySQL error. DMEC</p> <p>NDB error type. Temporary Resource error</p>
924	<p>Error message. Out of UNDO buffer memory (increase UNDO_BUFFER_SIZE)</p> <p>MySQL error. DMEC</p> <p>NDB error type. Temporary Resource error</p>
925	<p>Error message. Out of transaction memory in local data manager, stored procedure record (increase SharedGlobalMemory)</p> <p>MySQL error. DMEC</p> <p>NDB error type. Temporary Resource error</p>
926	<p>Error message. Out of transaction memory in local data manager, tup scan operation (increase SharedGlobalMemory)</p> <p>MySQL error. DMEC</p> <p>NDB error type. Temporary Resource error</p>
QRY_BATCH_SIZE_TOO_SMALL	<p>Error message. Out of transaction memory in local data manager, acc scan operation (increase SharedGlobalMemory)</p> <p>MySQL error. DMEC</p> <p>NDB error type. Application error</p>

	Error message. Batch size for sub scan cannot be smaller than number of fragments.
QRY_CHAR_OPERAND_TRUNCATED	MySQL error. DMEC
	NDB error type. Application error
	Error message. Character operand was right truncated
QRY_CHAR_PARAMETER_TRUNCATED	MySQL error. DMEC
	NDB error type. Application error
	Error message. Character Parameter was right truncated
QRY_DEFINITION_TOO_LARGE	MySQL error. DMEC
	NDB error type. Application error
	Error message. Query definition too large.
QRY_EMPTY_PROJECTION	MySQL error. DMEC
	NDB error type. Application error
	Error message. Query has operation with empty projection.
QRY_HAS_ZERO_OPERATIONS	MySQL error. DMEC
	NDB error type. Application error
	Error message. Query definition should have at least one operation.
QRY_ILLEGAL_STATE	MySQL error. DMEC
	NDB error type. Application error
	Error message. Query is in illegal state for this operation.
QRY_IN_ERROR_STATE	MySQL error. DMEC
	NDB error type. Application error
	Error message. A previous query operation failed, which you missed to catch.
QRY_MULTIPLE_PARENTS	MySQL error. DMEC
	NDB error type. Application error
	Error message. Multiple 'parents' specified in linkedValues for this operation

QRY_MULTIPLE_SCAN_SORTED	MySQL error. DMEC
	NDB error type. Application error
	Error message. Query with multiple scans may not be sorted.
QRY_NEST_NOT_SUPPORTED	MySQL error. DMEC
	NDB error type. Application error
	Error message. FirstInner/Upper has to be an ancestor or a sibling
QRY_NUM_OPERAND_RANGE	MySQL error. DMEC
	NDB error type. Application error
	Error message. Numeric operand out of range
QRY_OJ_NOT_SUPPORTED	MySQL error. DMEC
	NDB error type. Application error
	Error message. Outer joined scans not supported by data nodes.
QRY_OPERAND_ALREADY_BOUND	MySQL error. DMEC
	NDB error type. Application error
	Error message. Can't use same operand value to specify different column values
QRY_OPERAND_HAS_WRONG_TYPE	MySQL error. DMEC
	NDB error type. Application error
	Error message. Incompatible datatype specified in operand argument
QRY_PARAMETER_HAS_WRONG_TYPE	MySQL error. DMEC
	NDB error type. Application error
	Error message. Parameter value has an incompatible datatype
QRY_REQ_ARG_IS_NULL	MySQL error. DMEC
	NDB error type. Application error
	Error message. Required argument is NULL
QRY_RESULT_ROW_ALREADY_DEFINED	MySQL error. DMEC
	NDB error type. Application error
	Error message. Result row already defined for NdbQueryOperation.
QRY_SCAN_ORDER_ALREADY_SET	MySQL error. DMEC
	NDB error type. Application error

	Error message. Index scan order was already set in query definition.
<code>QRY_SEQUENTIAL_SCAN_SORTED</code>	MySQL error. DMEC
	NDB error type. Application error
	Error message. Parallelism cannot be restricted for sorted scans.
<code>QRY_TOO_FEW_KEY_VALUES</code>	MySQL error. DMEC
	NDB error type. Application error
	Error message. All required 'key' values was not specified
<code>QRY_TOO_MANY_KEY_VALUES</code>	MySQL error. DMEC
	NDB error type. Application error
	Error message. Too many 'key' or 'bound' values was specified
<code>QRY_UNKNOWN_PARENT</code>	MySQL error. DMEC
	NDB error type. Application error
	Error message. Unknown 'parent' specified in linkedValue
<code>QRY_UNRELATED_INDEX</code>	MySQL error. DMEC
	NDB error type. Application error
	Error message. Specified 'index' does not belong to specified 'table'
<code>QRY_WRONG_INDEX_TYPE</code>	MySQL error. DMEC
	NDB error type. Application error
	Error message. Wrong type of index specified for this operation
<code>QRY_WRONG_OPERATION_TYPE</code>	MySQL error. DMEC
	NDB error type. Application error
	Error message. This method cannot be invoked on this type of operation (lookup/scan/index scan).

2.4.4 NDB Error Classifications

The following table lists the classification codes used for NDB API errors, and their descriptions. These can also be found in the file `/storage/ndb/src/ndbapi/ndberror.cpp` (*NDB 7.6 and earlier: ndberror.c*).

Table 2.83 Classification codes for NDB API errors, with corresponding error status and description.

Classification Code	Error Status	Description
NE	<i>Success</i>	No error
AE	<i>Permanent error</i>	Application error
CE	<i>Permanent error</i>	Configuration or application error
ND	<i>Permanent error</i>	No data found
CV	<i>Permanent error</i>	Constraint violation
SE	<i>Permanent error</i>	Schema error
OE	<i>Permanent error</i>	Schema object already exists
UD	<i>Permanent error</i>	User defined error
IS	<i>Permanent error</i>	Insufficient space
TR	<i>Temporary error</i>	Temporary Resource error
NR	<i>Temporary error</i>	Node Recovery error
OL	<i>Temporary error</i>	Overload error
TO	<i>Temporary error</i>	Timeout expired
NS	<i>Temporary error</i>	Node shutdown
IT	<i>Temporary error</i>	Internal temporary
UR	<i>Unknown result</i>	Unknown result error
UE	<i>Unknown result</i>	Unknown error code
IE	<i>Permanent error</i>	Internal error
NI	<i>Permanent error</i>	Function not implemented
DMEC	<i>Default MySQL error code</i>	Used for NDB errors that are not otherwise mapped to MySQL error codes

In NDB 7.6 and later, you can also obtain the descriptions for the classification codes from the `error_classification` column of the `ndbinfo.error_messages` table.

2.5 NDB API Examples

This section provides code examples illustrating how to accomplish some basic tasks using the NDB API.

All of these examples can be compiled and run as provided, and produce sample output to demonstrate their effects.



Note

For an NDB API program to connect to the cluster, the cluster configuration file must have at least one `[api]` section that is not assigned to an SQL node and that can be accessed from the host where the NDB API application runs. You can also use an unassigned `[mysqld]` section for this purpose, although we recommend that you use `[mysqld]` sections for SQL nodes and `[api]` sections for NDB client programs. See [NDB Cluster Configuration Files](#), and especially [Defining SQL and Other API Nodes in an NDB Cluster](#), for more information.

2.5.1 Basic NDB API Examples

The next few sections contain the sources for a set of C++ programming examples demonstrating the basics of connecting to an NDB Cluster, inserting data into a table, reading data from a table, and deleting data from a table.

2.5.1.1 NDB API Basic Connection Example

This example, which can also be found in [storage/ndb/ndbapi-examples/ndbapi_basic/ndbapi_basic_connect.cpp](#), demonstrates the use of `Ndb_cluster_connection` to connect to an NDB management server using a given connection string. On success, it obtains and prints out some information about the cluster. If it is unable to connect to the management or to the data nodes, it prints an appropriate error and exits.

```
#include <iostream>
#include <cstdlib>

#include <NdbApi.hpp>

namespace
{
    inline void test_connection(const Ndb_cluster_connection &connection)
    {
        std::cout << "Connected to: " << connection.get_system_name()
                  << ",\n\ton port: " << connection.get_connected_port()
                  << ",\n\tactive NDBDs: " << connection.get_active_ndb_objects()
                  << std::endl;
    }
}

int main(int argc, char **argv)
{
    if (argc != 2)
    {
        std::cout << "Usage: ndb_ndbapi_basic_connect <connectstring>"
                  << std::endl;
        return EXIT_FAILURE;
    }

    const char *connectstring = argv[1];

    ndb_init();
    {
        Ndb_cluster_connection connection(connectstring);
        if (connection.connect() != 0)
        {
            std::cout << "Cannot connect to cluster management server" << std::endl;
            return EXIT_FAILURE;
        }

        if (connection.wait_until_ready(30, 0) != 0)
        {
            std::cout << "Cluster was not ready within 30 secs" << std::endl;
            return EXIT_FAILURE;
        }

        // Let's verify connection
        test_connection(connection);
    }
    ndb_end(0);

    return EXIT_SUCCESS;
}
```

2.5.1.2 NDB API Basic Insertion Example

Prior to running this example, start a `mysql` client session on an SQL node connected to the cluster and execute the following statements to create the database and table used by the example:

```
mysql> CREATE DATABASE ndbapi_examples;

mysql> USE ndbapi_examples;

mysql> CREATE TABLE basic (
>   ATTR1 INT NOT NULL PRIMARY KEY,
>   ATTR2 INT NOT NULL
> ) ENGINE=NDB;
```

After running the example, you can check the table using `SELECT * FROM basic` in the `mysql` client, or by running the example read program (see [Section 2.5.1.3, "NDB API Basic Reading Example"](#)).

You can also find the source code for this example in the file `storage/ndb/ndbapi-examples/ndbapi_basic/ndbapi_basic_insert.cpp`.

```
#include <iostream>
#include <cstdlib>
#include <string>

#include <NdbApi.hpp>

class BasicInsert
{
public:
    BasicInsert(const char *connectstring)
        : m_connection(connectstring), m_ndb(&m_connection, "ndbapi_examples") {}
    bool init();
    bool do_insert(long long, long long);

private:
    Ndb_cluster_connection m_connection;
    Ndb m_ndb;

    inline bool on_error(const struct NdbError &error,
                        const std::string &explanation)
    {
        // prints error in format:
        // ERROR <NdbErrorCode>: <NdbError message>
        // explanation what went wrong on higher level (in the example code)
        std::cout << "ERROR " << error.code << ": " << error.message << std::endl;
        std::cout << explanation << std::endl;
        return false;
    }
};

int main(int argc, char **argv)
{
    if (argc != 4)
    {
        std::cout << "Usage: "
                  << "ndb_ndbapi_basic_insert <connectstring> <key: int> <value: int>"
                  << std::endl;
        return EXIT_FAILURE;
    }

    const char *connectstring = argv[1];
    const long long key = std::strtoll(argv[2], nullptr, 10);
    const long long value = std::strtoll(argv[3], nullptr, 10);

    ndb_init();
    {
        BasicInsert example(connectstring);

        if (!example.init()) return EXIT_FAILURE;

        // Let's verify inserts
```

```

    if (example.do_insert(key, value))
        std::cout << "Done, check your database:\n"
                    << "\t SELECT * FROM ndbapi_examples.basic;\n"
                    << "\t or run the example: ndb_ndbapi_basic_read"
                    << std::endl;
    else return EXIT_FAILURE;
}
ndb_end(0);

return EXIT_SUCCESS;
}

bool BasicInsert::do_insert(long long key, long long value)
{
    const NdbDictionary::Dictionary *dict = m_ndb.getDictionary();
    const NdbDictionary::Table *table = dict->getTable("basic");

    if (table == nullptr)
        return on_error(dict->getNdbError(),
                        "Failed to access 'ndbapi_examples.basic'");

    // The insert will be performed within single transaction
    NdbTransaction *transaction = m_ndb.startTransaction(table);
    if (transaction == nullptr)
        return on_error(m_ndb.getNdbError(), "Failed to start transaction");

    NdbOperation *operation = transaction->getNdbOperation(table);
    if (operation == nullptr)
        return on_error(transaction->getNdbError(),
                        "Failed to start insert operation");

    operation->insertTuple();
    operation->equal("ATTR1", key);
    operation->setValue("ATTR2", value);

    if (transaction->execute(NdbTransaction::Commit) != 0)
        return on_error(transaction->getNdbError(),
                        "Failed to execute transaction");

    m_ndb.closeTransaction(transaction);

    return true;
}

bool BasicInsert::init()
{
    if (m_connection.connect() != 0)
    {
        std::cout << "Cannot connect to cluster management server" << std::endl;
        return false;
    }

    if (m_connection.wait_until_ready(30, 0) != 0)
    {
        std::cout << "Cluster was not ready within 30 secs" << std::endl;
        return false;
    }

    if (m_ndb.init() != 0)
        return on_error(m_ndb.getNdbError(), "Failed to initialize ndb object");

    return true;
}

```

2.5.1.3 NDB API Basic Reading Example

This example illustrates basic retrieval of one or more rows from an [NDB](#) table using the [NdbRecord](#) interface and an [NdbScanOperation](#). We assume that you have already created and populated the [basic](#) table, perhaps using the row insertion example shown previously (see [Section 2.5.1.2, “NDB API Basic Insertion Example”](#)).

You can also find the source code for this example in the file `storage/ndb/ndbapi-examples/ndbapi_basic/ndbapi_basic_read.cpp`.

```
#include <iostream>
#include <cstdlib>
#include <string>
#include <iterator>

#include <NdbApi.hpp>

class BasicRead
{
public:
    BasicRead(const char *connectstring)
        : m_connection(connectstring), m_ndb(&m_connection, "ndbapi_examples") {}

    bool init();
    bool do_read();

private:
    Ndb_cluster_connection m_connection;
    Ndb m_ndb;

    struct BasicRow
    {
        int attr1, attr2;
    };

    inline bool on_error(const struct NdbError &error,
                        const std::string &explanation)
    {
        // prints error in format:
        // ERROR <NdbErrorCode>: <NdbError message>
        // explanation what went wrong on higher level (in the example code)
        std::cout << "ERROR " << error.code << " : " << error.message << std::endl;
        std::cout << explanation << std::endl;
        return false;
    }
};

int main(int argc, char **argv)
{
    if (argc != 2)
    {
        std::cout << "Usage: ndb_ndbapi_basic_read <connectstring>" << std::endl;
        return EXIT_FAILURE;
    }
    const char *connectstring = argv[1];

    ndb_init();
    {
        BasicRead example(connectstring);
        if (!example.init())
            return EXIT_FAILURE;

        // Let's verify reads
        if (!example.do_read()) return EXIT_FAILURE;
    }
    ndb_end(0);
    return EXIT_SUCCESS;
}

bool BasicRead::do_read()
{
    NdbDictionary::Dictionary *dict = m_ndb.getDictionary();
    const NdbDictionary::Table *table = dict->getTable("basic");
    if (table == nullptr)
        return on_error(dict->getNdbError(),
                        "Cannot access table 'ndbapi_examples.basic'");

    // Prepare record specification,
    // this will allow us later to access rows in the table
}
```



```

// using our structure BasicRow
NdbRecord* record;
NdbDictionary::RecordSpecification record_spec[] = {
    { table->getColumn("ATTR1"), offsetof(BasicRow, attr1), 0, 0, 0 },
    { table->getColumn("ATTR2"), offsetof(BasicRow, attr2), 0, 0, 0 }
};

record = dict->createRecord(table,
                           record_spec,
                           std::size(record_spec),
                           sizeof(record_spec[0]));

if (record == nullptr)
    return on_error(dict->getNdbError(), "Failed to create record");

// All reads will be performed within single transaction
NdbTransaction *transaction = m_ndb.startTransaction(table);
if(transaction == nullptr)
    return on_error(m_ndb.getNdbError(), "Failed to start transaction");

// Note the usage of NdbScanOperation instead of regular NdbOperation
NdbScanOperation *operation = transaction->scanTable(record);
if(operation == nullptr)
    return on_error(transaction->getNdbError(),
                    "Failed to start scanTable operation");

// Note the usage of NoCommit flag, as we are only reading the tuples
if (transaction->execute(NdbTransaction::NoCommit) != 0)
    return on_error(transaction->getNdbError(),
                    "Failed to execute transaction");

const BasicRow *row_ptr;
int rc;
std::cout << "ATTR1" << "\t" << "ATTR2" << std::endl;
// Loop over all read results to print them
while ((rc = operation->nextResult(reinterpret_cast<const char **>(&row_ptr),
                                  true, false)) == 0)
    std::cout << row_ptr->attr1 << "\t" << row_ptr->attr2
              << std::endl;
if (rc == -1)
    return on_error(transaction->getNdbError(), "Failed to read tuple");

operation->close();
m_ndb.closeTransaction(transaction);
dict->releaseRecord(record);

return true;
}

bool BasicRead::init()
{
    if (m_connection.connect() != 0)
    {
        std::cout << "Cannot connect to cluster management server" << std::endl;
        return false;
    }

    if (m_connection.wait_until_ready(30, 0) != 0)
    {
        std::cout << "Cluster was not ready within 30 secs" << std::endl;
        return false;
    }

    if (m_ndb.init() != 0)
        return on_error(m_ndb.getNdbError(), "Failed to initialize ndb object");

    return true;
}

```

2.5.1.4 NDB API Basic Delete Example

This example shows deleting a row from a table already created and populated previously (see [Section 2.5.1.2, “NDB API Basic Insertion Example”](#)). It performs the deletion using a single `NdbOperation` within a transaction, and handles errors using `NdbError`.

You can verify afterwards that the row was deleted by running the read example ([Section 2.5.1.3, “NDB API Basic Reading Example”](#)), or by executing `SELECT * FROM basic` in the `mysql` client.

The source code for this example can also be found in the file `storage/ndb/ndbapi-examples/ndbapi_basic/ndbapi_basic_delete.cpp`.

```
#include <iostream>
#include <cstdlib>
#include <string>

#include <NdbApi.hpp>

class BasicDelete
{
public:
    BasicDelete(const char * connectstring)
        : m_connection(connectstring), m_ndb(&m_connection, "ndbapi_examples") {}

    bool init();
    bool do_delete(long long);

private:
    Ndb_cluster_connection m_connection;
    Ndb m_ndb;

    inline bool on_error(const struct NdbError &error,
                        const std::string &explanation)
    {
        // prints error in format:
        // ERROR <NdbErrorCode>: <NdbError message>
        // explanation what went wrong on higher level (in the example code)
        std::cout << "ERROR " << error.code << ": " << error.message << std::endl;
        std::cout << explanation << std::endl;
        return false;
    }
};

int main(int argc, char **argv)
{
    if (argc != 3)
    {
        std::cout << "Usage: ndb_ndbapi_basic_delete <connectstring> <key: int>"
                  << std::endl;
        return EXIT_FAILURE;
    }

    const char *connectstring = argv[1];
    const long long key = std::strtoll(argv[2], nullptr, 10);

    ndb_init();
    {
        BasicDelete example(connectstring);
        if (!example.init()) return EXIT_FAILURE;

        // Let's verify delete
        if (example.do_delete(key))
            std::cout << "Done, check your database:\n"
                      << "\t SELECT * FROM ndbapi_examples.basic;\n"
                      << "\t or run the example: ndb_ndbapi_basic_read"
                      << std::endl;
        else return EXIT_FAILURE;
    }
    ndb_end(0);

    return EXIT_SUCCESS;
}
```

```

}

bool BasicDelete::do_delete(long long key)
{
    const NdbDictionary::Dictionary *dict = m_ndb.getDictionary();
    const NdbDictionary::Table *table = dict->getTable("basic");

    if (table == nullptr)
        return on_error(dict->getNdbError(),
                        "Failed to access 'ndbapi_examples.basic'");

    // The delete operation will be performed within single transaction
    NdbTransaction *transaction = m_ndb.startTransaction(table);
    if(transaction == nullptr)
        return on_error(m_ndb.getNdbError(), "Failed to start transaction");

    NdbOperation *operation = transaction->getNdbOperation(table);
    if(operation == nullptr)
        return on_error(transaction->getNdbError(),
                        "Failed to start delete operation");

    operation->deleteTuple();
    operation->equal("ATTR1", key);

    if (transaction->execute(NdbTransaction::Commit) != 0)
        return on_error(transaction->getNdbError(),
                        "Failed to execute transaction");

    m_ndb.closeTransaction(transaction);

    return true;
}

bool BasicDelete::init()
{
    if (m_connection.connect() != 0)
    {
        std::cout << "Cannot connect to cluster management server" << std::endl;
        return false;
    }

    if (m_connection.wait_until_ready(30, 0) != 0)
    {
        std::cout << "Cluster was not ready within 30 secs" << std::endl;
        return false;
    }

    if (m_ndb.init() != 0)
        return on_error(m_ndb.getNdbError(), "Failed to initialize ndb object");

    return true;
}

```

2.5.2 NDB API Example Using Synchronous Transactions

This example illustrates the use of synchronous transactions in the NDB API. It first creates a database `ndb_examples` and a table `api_simple` (if these objects do not already exist) using the MySQL C API with an SQL node, then performs a series of basic data operations (insert, update, read, and select) on this table using the NDB API.

The compiled program takes two arguments:

1. The path to a MySQL socket file (`mysqld --socket` option)
2. An NDB Cluster connection string (see [NDB Cluster Connection Strings](#))

The correct output from this program is as follows:

```

ATTR1  ATTR2
0      10
1      1

```

```

2      12
Detected that deleted tuple doesn't exist!
4      14
5      5
6      16
7      7
8      18
9      9

```

The source code for this example can be found in [storage/ndb/ndbapi-examples/ndbapi_simple/ndbapi_simple.cpp](#) in the NDB Cluster source tree, and is reproduced here:

```

/*
 * ndbapi_simple.cpp: Using synchronous transactions in NDB API
 *
 * Correct output from this program is:
 *
 * ATTR1 ATTR2
 * 0     10
 * 1     1
 * 2     12
 * Detected that deleted tuple doesn't exist!
 * 4     14
 * 5     5
 * 6     16
 * 7     7
 * 8     18
 * 9     9
 *
 */

#include <mysql.h>
#include <mysqld_error.h>
#include <NdbApi.hpp>
// Used for cout
#include <stdio.h>
#include <iostream>

static void run_application(MYSQL &, Ndb_cluster_connection &);

#define PRINT_ERROR(code,msg) \
    std::cout << "Error in " << __FILE__ << ", line: " << __LINE__ \
    << ", code: " << code \
    << ", msg: " << msg << "." << std::endl
#define MYSQLERROR(mysql) { \
    PRINT_ERROR(mysql_errno(&mysql),mysql_error(&mysql)); \
    exit(-1); }
#define APIERROR(error) { \
    PRINT_ERROR(error.code,error.message); \
    exit(-1); }

int main(int argc, char** argv)
{
    if (argc != 3)
    {
        std::cout << "Arguments are <socket mysql> <connect_string cluster>.\n";
        exit(-1);
    }
    // ndb_init must be called first
    ndb_init();

    // connect to mysql server and cluster and run application
    {
        char * mysqld_sock = argv[1];
        const char *connection_string = argv[2];
        // Object representing the cluster
        Ndb_cluster_connection cluster_connection(connection_string);

        // Connect to cluster management server (ndb_mgmd)
        if (cluster_connection.connect(4 /* retries */
            5 /* delay between retries */
            1 /* verbose */
            *))
    }
}

```

```

    {
        std::cout << "Cluster management server was not ready within 30 secs.\n";
        exit(-1);
    }

    // Optionally connect and wait for the storage nodes (ndbd's)
    if (cluster_connection.wait_until_ready(30,0) < 0)
    {
        std::cout << "Cluster was not ready within 30 secs.\n";
        exit(-1);
    }

    // connect to mysql server
    MYSQL mysql;
    if ( !mysql_init(&mysql) ) {
        std::cout << "mysql_init failed\n";
        exit(-1);
    }
    if ( !mysql_real_connect(&mysql, "localhost", "root", "", "",
        0, mysql_sock, 0) )
        MYSQL_ERROR(mysql);

    // run the application code
    run_application(mysql, cluster_connection);
    mysql_close(&mysql);
}

ndb_end(0);

return 0;
}

static void create_table(MYSQL &);
static void do_insert(Ndb &);
static void do_update(Ndb &);
static void do_delete(Ndb &);
static void do_read(Ndb &);

static void run_application(MYSQL &mysql,
    Ndb_cluster_connection &cluster_connection)
{
    /*****
    * Connect to database via mysql-c          *ndb_examples
    *****/
    mysql_query(&mysql, "CREATE DATABASE ndb_examples");
    if (mysql_query(&mysql, "USE ndb_examples") != 0) MYSQL_ERROR(mysql);
    create_table(mysql);

    /*****
    * Connect to database via NDB API          *
    *****/
    // Object representing the database
    Ndb myNdb( &cluster_connection, "ndb_examples" );
    if (myNdb.init()) APIERROR(myNdb.getNdbError());

    /*
    * Do different operations on database
    */
    do_insert(myNdb);
    do_update(myNdb);
    do_delete(myNdb);
    do_read(myNdb);
}

/*****
* Create a table named api_simple if it does not exist *
*****/
static void create_table(MYSQL &mysql)
{
    while (mysql_query(&mysql,
        "CREATE TABLE"
        " api_simple"

```

```

" (ATTR1 INT UNSIGNED NOT NULL PRIMARY KEY,"
" ATTR2 INT UNSIGNED NOT NULL)"
" ENGINE=NDB"))
{
if (mysql_errno(&mysql) == ER_TABLE_EXISTS_ERROR)
{
std::cout << "NDB Cluster already has example table: api_simple. "
<< "Dropping it..." << std::endl;
mysql_query(&mysql, "DROP TABLE api_simple");
}
else MYSQLERROR(mysql);
}
}

/*****
* Using 5 transactions, insert 10 tuples in table: (0,0),(1,1),...,(9,9) *
*****/
static void do_insert(Ndb &myNdb)
{
const NdbDictionary::Dictionary* myDict= myNdb.getDictionary();
const NdbDictionary::Table *myTable= myDict->getTable("api_simple");

if (myTable == NULL)
APIERROR(myDict->getNdbError());

for (int i = 0; i < 5; i++) {
NdbTransaction *myTransaction= myNdb.startTransaction();
if (myTransaction == NULL) APIERROR(myNdb.getNdbError());

NdbOperation *myOperation= myTransaction->getNdbOperation(myTable);
if (myOperation == NULL) APIERROR(myTransaction->getNdbError());

myOperation->insertTuple();
myOperation->equal("ATTR1", i);
myOperation->setValue("ATTR2", i);

myOperation= myTransaction->getNdbOperation(myTable);
if (myOperation == NULL) APIERROR(myTransaction->getNdbError());

myOperation->insertTuple();
myOperation->equal("ATTR1", i+5);
myOperation->setValue("ATTR2", i+5);

if (myTransaction->execute( NdbTransaction::Commit ) == -1)
APIERROR(myTransaction->getNdbError());

myNdb.closeTransaction(myTransaction);
}
}

/*****
* Update the second attribute in half of the tuples (adding 10) *
*****/
static void do_update(Ndb &myNdb)
{
const NdbDictionary::Dictionary* myDict= myNdb.getDictionary();
const NdbDictionary::Table *myTable= myDict->getTable("api_simple");

if (myTable == NULL)
APIERROR(myDict->getNdbError());

for (int i = 0; i < 10; i+=2) {
NdbTransaction *myTransaction= myNdb.startTransaction();
if (myTransaction == NULL) APIERROR(myNdb.getNdbError());

NdbOperation *myOperation= myTransaction->getNdbOperation(myTable);
if (myOperation == NULL) APIERROR(myTransaction->getNdbError());

myOperation->updateTuple();
myOperation->equal( "ATTR1", i );
myOperation->setValue( "ATTR2", i+10);
}
}

```

```

        if( myTransaction->execute( NdbTransaction::Commit ) == -1 )
            APIERROR(myTransaction->getNdbError());

        myNdb.closeTransaction(myTransaction);
    }
}

/*****
 * Delete one tuple (the one with primary key 3) *
 *****/
static void do_delete(Ndb &myNdb)
{
    const NdbDictionary::Dictionary* myDict= myNdb.getDictionary();
    const NdbDictionary::Table *myTable= myDict->getTable("api_simple");

    if (myTable == NULL)
        APIERROR(myDict->getNdbError());

    NdbTransaction *myTransaction= myNdb.startTransaction();
    if (myTransaction == NULL) APIERROR(myNdb.getNdbError());

    NdbOperation *myOperation= myTransaction->getNdbOperation(myTable);
    if (myOperation == NULL) APIERROR(myTransaction->getNdbError());

    myOperation->deleteTuple();
    myOperation->equal( "ATTR1", 3 );

    if (myTransaction->execute(NdbTransaction::Commit) == -1)
        APIERROR(myTransaction->getNdbError());

    myNdb.closeTransaction(myTransaction);
}

/*****
 * Read and print all tuples *
 *****/
static void do_read(Ndb &myNdb)
{
    const NdbDictionary::Dictionary* myDict= myNdb.getDictionary();
    const NdbDictionary::Table *myTable= myDict->getTable("api_simple");

    if (myTable == NULL)
        APIERROR(myDict->getNdbError());

    std::cout << "ATTR1 ATTR2" << std::endl;

    for (int i = 0; i < 10; i++) {
        NdbTransaction *myTransaction= myNdb.startTransaction();
        if (myTransaction == NULL) APIERROR(myNdb.getNdbError());

        NdbOperation *myOperation= myTransaction->getNdbOperation(myTable);
        if (myOperation == NULL) APIERROR(myTransaction->getNdbError());

        myOperation->readTuple(NdbOperation::LM_Read);
        myOperation->equal("ATTR1", i);

        NdbRecAttr *myRecAttr= myOperation->getValue("ATTR2", NULL);
        if (myRecAttr == NULL) APIERROR(myTransaction->getNdbError());

        if(myTransaction->execute( NdbTransaction::Commit ) == -1)
            APIERROR(myTransaction->getNdbError());

        if (myTransaction->getNdbError().classification == NdbError::NoDataFound)
            if (i == 3)
                std::cout << "Detected that deleted tuple doesn't exist!" << std::endl;
            else
                APIERROR(myTransaction->getNdbError());

        if (i != 3) {
            printf(" %2d    %2d\n", i, myRecAttr->u_32_value());
        }
    }
    myNdb.closeTransaction(myTransaction);
}

```

```
}
}
```

2.5.3 NDB API Example Using Synchronous Transactions and Multiple Clusters

This example demonstrates synchronous transactions and connecting to multiple clusters in a single NDB API application.

The source code for this program may be found in the NDB Cluster source tree, in the file [storage/ndb/ndbapi-examples/ndbapi_simple_dual/main.cpp](#).



Note

The example file was formerly named `ndbapi_simple_dual.cpp`.

```
/*
 * ndbapi_simple_dual: Using synchronous transactions in NDB API
 *
 * Correct output from this program is:
 *
 * ATTR1 ATTR2
 * 0 10
 * 1 1
 * 2 12
 * Detected that deleted tuple doesn't exist!
 * 4 14
 * 5 5
 * 6 16
 * 7 7
 * 8 18
 * 9 9
 * ATTR1 ATTR2
 * 0 10
 * 1 1
 * 2 12
 * Detected that deleted tuple doesn't exist!
 * 4 14
 * 5 5
 * 6 16
 * 7 7
 * 8 18
 * 9 9
 *
 */

#ifdef _WIN32
#include <winsock2.h>
#endif
#include <mysql.h>
#include <NdbApi.hpp>
#include <stdlib.h>
// Used for cout
#include <stdio.h>
#include <iostream>

static void run_application(MYSQL &, Ndb_cluster_connection &, const char* table, const char* db);

#define PRINT_ERROR(code,msg) \
    std::cout << "Error in " << __FILE__ << ", line: " << __LINE__ \
    << ", code: " << code \
    << ", msg: " << msg << "." << std::endl
#define MYSQLERROR(mysql) { \
    PRINT_ERROR(mysql_errno(&mysql),mysql_error(&mysql)); \
    exit(-1); }
#define APIERROR(error) { \
    PRINT_ERROR(error.code,error.message); \
    exit(-1); }
```



```

int main(int argc, char** argv)
{
    if (argc != 5)
    {
        std::cout << "Arguments are <socket mysqld1> <connect_string cluster 1> <socket mysqld2> <connect_s
        exit(-1);
    }
    // ndb_init must be called first
    ndb_init();
    {
        char * mysqld1_sock = argv[1];
        const char *connectstring1 = argv[2];
        char * mysqld2_sock = argv[3];
        const char *connectstring2 = argv[4];

        // Object representing the cluster 1
        Ndb_cluster_connection cluster1_connection(connectstring1);
        MYSQL mysql1;
        // Object representing the cluster 2
        Ndb_cluster_connection cluster2_connection(connectstring2);
        MYSQL mysql2;

        // connect to mysql server and cluster 1 and run application
        // Connect to cluster 1 management server (ndb_mgmd)
        if (cluster1_connection.connect(4 /* retries */
            5 /* delay between retries */
            1 /* verbose */))
        {
            std::cout << "Cluster 1 management server was not ready within 30 secs.\n";
            exit(-1);
        }
        // Optionally connect and wait for the storage nodes (ndbd's)
        if (cluster1_connection.wait_until_ready(30,0) < 0)
        {
            std::cout << "Cluster 1 was not ready within 30 secs.\n";
            exit(-1);
        }
        // connect to mysql server in cluster 1
        if ( !mysql_init(&mysql1) ) {
            std::cout << "mysql_init failed\n";
            exit(-1);
        }
        if ( !mysql_real_connect(&mysql1, "localhost", "root", "", "",
            0, mysqld1_sock, 0) )
            MYSQL_ERROR(mysql1);

        // connect to mysql server and cluster 2 and run application

        // Connect to cluster management server (ndb_mgmd)
        if (cluster2_connection.connect(4 /* retries */
            5 /* delay between retries */
            1 /* verbose */))
        {
            std::cout << "Cluster 2 management server was not ready within 30 secs.\n";
            exit(-1);
        }
        // Optionally connect and wait for the storage nodes (ndbd's)
        if (cluster2_connection.wait_until_ready(30,0) < 0)
        {
            std::cout << "Cluster 2 was not ready within 30 secs.\n";
            exit(-1);
        }
        // connect to mysql server in cluster 2
        if ( !mysql_init(&mysql2) ) {
            std::cout << "mysql_init failed\n";
            exit(-1);
        }
        if ( !mysql_real_connect(&mysql2, "localhost", "root", "", "",
            0, mysqld2_sock, 0) )
            MYSQL_ERROR(mysql2);
    }
}

```

```

// run the application code
run_application(mysql1, cluster1_connection, "api_simple_dual_1", "ndb_examples");
run_application(mysql2, cluster2_connection, "api_simple_dual_2", "ndb_examples");
}
// Note: all connections must have been destroyed before calling ndb_end()
ndb_end(0);

return 0;
}

static void create_table(MYSQL &, const char* table);
static void do_insert(Ndb &, const char* table);
static void do_update(Ndb &, const char* table);
static void do_delete(Ndb &, const char* table);
static void do_read(Ndb &, const char* table);
static void drop_table(MYSQL &,const char* table);

static void run_application(MYSQL &mysql,
    Ndb_cluster_connection &cluster_connection,
    const char* table,
    const char* db)
{
    /*
     * Connect to database via mysql-c
     */
    /*
     * Connect to database via NdbApi
     */
    // Object representing the database
    Ndb myNdb( &cluster_connection, db );
    if (myNdb.init()) APIERROR(myNdb.getNdbError());

    /*
     * Do different operations on database
     */
    do_insert(myNdb, table);
    do_update(myNdb, table);
    do_delete(myNdb, table);
    do_read(myNdb, table);

    /*
     * Drop the table
     */
    drop_table(mysql,table);
}

/*
 * Create a table named by table if it does not exist *
 */
static void create_table(MYSQL &mysql, const char* table)
{
    char create_stmt[256];

    sprintf(create_stmt, "CREATE TABLE %s \
        (ATTR1 INT UNSIGNED NOT NULL PRIMARY KEY,\
        ATTR2 INT UNSIGNED NOT NULL)\
        ENGINE=NDB", table);
    if (mysql_query(&mysql, create_stmt))
        MYSQLERROR(mysql);
}

/*
 * Using 5 transactions, insert 10 tuples in table: (0,0),(1,1),...,(9,9) *
 */
static void do_insert(Ndb &myNdb, const char* table)

```

```

{
  const NdbDictionary::Dictionary* myDict= myNdb.getDictionary();
  const NdbDictionary::Table *myTable= myDict->getTable(table);

  if (myTable == NULL)
    APIERROR(myDict->getNdbError());

  for (int i = 0; i < 5; i++) {
    NdbTransaction *myTransaction= myNdb.startTransaction();
    if (myTransaction == NULL) APIERROR(myNdb.getNdbError());

    NdbOperation *myOperation= myTransaction->getNdbOperation(myTable);
    if (myOperation == NULL) APIERROR(myTransaction->getNdbError());

    myOperation->insertTuple();
    myOperation->equal("ATTR1", i);
    myOperation->setValue("ATTR2", i);

    myOperation= myTransaction->getNdbOperation(myTable);
    if (myOperation == NULL) APIERROR(myTransaction->getNdbError());

    myOperation->insertTuple();
    myOperation->equal("ATTR1", i+5);
    myOperation->setValue("ATTR2", i+5);

    if (myTransaction->execute( NdbTransaction::Commit ) == -1)
      APIERROR(myTransaction->getNdbError());

    myNdb.closeTransaction(myTransaction);
  }
}

/*****
 * Update the second attribute in half of the tuples (adding 10) *
 *****/
static void do_update(Ndb &myNdb, const char* table)
{
  const NdbDictionary::Dictionary* myDict= myNdb.getDictionary();
  const NdbDictionary::Table *myTable= myDict->getTable(table);

  if (myTable == NULL)
    APIERROR(myDict->getNdbError());

  for (int i = 0; i < 10; i+=2) {
    NdbTransaction *myTransaction= myNdb.startTransaction();
    if (myTransaction == NULL) APIERROR(myNdb.getNdbError());

    NdbOperation *myOperation= myTransaction->getNdbOperation(myTable);
    if (myOperation == NULL) APIERROR(myTransaction->getNdbError());

    myOperation->updateTuple();
    myOperation->equal( "ATTR1", i );
    myOperation->setValue( "ATTR2", i+10);

    if( myTransaction->execute( NdbTransaction::Commit ) == -1 )
      APIERROR(myTransaction->getNdbError());

    myNdb.closeTransaction(myTransaction);
  }
}

/*****
 * Delete one tuple (the one with primary key 3) *
 *****/
static void do_delete(Ndb &myNdb, const char* table)
{
  const NdbDictionary::Dictionary* myDict= myNdb.getDictionary();
  const NdbDictionary::Table *myTable= myDict->getTable(table);

  if (myTable == NULL)
    APIERROR(myDict->getNdbError());
}

```

```

NdbTransaction *myTransaction= myNdb.startTransaction();
if (myTransaction == NULL) APIERROR(myNdb.getNdbError());

NdbOperation *myOperation= myTransaction->getNdbOperation(myTable);
if (myOperation == NULL) APIERROR(myTransaction->getNdbError());

myOperation->deleteTuple();
myOperation->equal( "ATTR1", 3 );

if (myTransaction->execute(NdbTransaction::Commit) == -1)
    APIERROR(myTransaction->getNdbError());

myNdb.closeTransaction(myTransaction);
}

/*****
 * Read and print all tuples *
 *****/
static void do_read(Ndb &myNdb, const char* table)
{
    const NdbDictionary::Dictionary* myDict= myNdb.getDictionary();
    const NdbDictionary::Table *myTable= myDict->getTable(table);

    if (myTable == NULL)
        APIERROR(myDict->getNdbError());

    std::cout << "ATTR1 ATTR2" << std::endl;

    for (int i = 0; i < 10; i++) {
        NdbTransaction *myTransaction= myNdb.startTransaction();
        if (myTransaction == NULL) APIERROR(myNdb.getNdbError());

        NdbOperation *myOperation= myTransaction->getNdbOperation(myTable);
        if (myOperation == NULL) APIERROR(myTransaction->getNdbError());

        myOperation->readTuple(NdbOperation::LM_Read);
        myOperation->equal("ATTR1", i);

        NdbRecAttr *myRecAttr= myOperation->getValue("ATTR2", NULL);
        if (myRecAttr == NULL) APIERROR(myTransaction->getNdbError());

        if(myTransaction->execute( NdbTransaction::Commit ) == -1)
        {
            if (i == 3) {
                std::cout << "Detected that deleted tuple doesn't exist!" << std::endl;
            } else {
                APIERROR(myTransaction->getNdbError());
            }
        }

        if (i != 3) {
            printf(" %2d    %2d\n", i, myRecAttr->u_32_value());
        }
        myNdb.closeTransaction(myTransaction);
    }
}

/*****
 * Drop table after usage *
 *****/
static void drop_table(MYSQL &mysql, const char* table)
{
    char drop_stmt[75];
    sprintf(drop_stmt, "DROP TABLE %s", table);
    if (mysql_query(&mysql,drop_stmt))
        MYSQLERROR(mysql);
}

```

Prior to NDB 8.0, this program could not be run more than once in succession during the same session (Bug #27009386).

2.5.4 NDB API Example: Handling Errors and Retrying Transactions

This program demonstrates handling errors and retrying failed transactions using the NDB API.

The source code for this example can be found in [storage/ndb/ndbapi-examples/ndbapi_retries/ndbapi_retries.cpp](#) in the NDB Cluster source tree.

There are many ways to program using the NDB API. In this example, we perform two inserts in the same transaction using `NdbTransaction::execute(NoCommit)`.

In NDB API applications, there are two types of failures to be taken into account:

1. **Transaction failures:** If nonpermanent, these can be handled by re-executing the transaction.
2. **Application errors:** These are indicated by `APIERROR`; they must be handled by the application programmer.

```
//
// ndbapi_retries.cpp: Error handling and transaction retries
//
// There are many ways to program using the NDB API. In this example
// we execute two inserts in the same transaction using
// NdbConnection::execute(NoCommit).
//
// Transaction failing is handled by re-executing the transaction
// in case of non-permanent transaction errors.
// Application errors (i.e. errors at points marked with APIERROR)
// should be handled by the application programmer.

#include <mysql.h>
#include <mysqld_error.h>
#include <NdbApi.hpp>

// Used for cout
#include <iostream>

// Used for sleep (use your own version of sleep)
#include <unistd.h>
#define TIME_TO_SLEEP_BETWEEN_TRANSACTION_RETRIES 1

#define PRINT_ERROR(code,msg) \
    std::cout << "Error in " << __FILE__ << ", line: " << __LINE__ \
    << ", code: " << code \
    << ", msg: " << msg << "." << std::endl
#define MYSQLERROR(mysql) { \
    PRINT_ERROR(mysql_errno(&mysql),mysql_error(&mysql)); \
    exit(-1); }

//
// APIERROR prints an NdbError object
//
#define APIERROR(error) \
    { std::cout << "API ERROR: " << error.code << " " << error.message \
    << std::endl \
    << " " << "Status: " << error.status \
    << ", Classification: " << error.classification << std::endl \
    << " " << "File: " << __FILE__ \
    << " (Line: " << __LINE__ << ")" << std::endl \
    ; \
    }

//
// TRANSERROR prints all error info regarding an NdbTransaction
//
#define TRANSERROR(ndbTransaction) \
    { NdbError error = ndbTransaction->getNdbError(); \
    std::cout << "TRANS ERROR: " << error.code << " " << error.message \
    << std::endl \
    << " " << "Status: " << error.status \
    << ", Classification: " << error.classification << std::endl \
```

```

        << "          " << "File: " << __FILE__ \
        << " (Line: " << __LINE__ << ")" << std::endl \
        ; \
    printTransactionError(ndbTransaction); \
}

void printTransactionError(NdbTransaction *ndbTransaction) {
    const NdbOperation *ndbOp = NULL;
    int i=0;

    /*****
    * Print NdbError object of every operations in the transaction *
    *****/
    while ((ndbOp = ndbTransaction->getNextCompletedOperation(ndbOp)) != NULL) {
        NdbError error = ndbOp->getNdbError();
        std::cout << "          OPERATION " << i+1 << ": "
            << error.code << " " << error.message << std::endl
            << "          Status: " << error.status
            << ", Classification: " << error.classification << std::endl;
        i++;
    }
}

//
// Example insert
// @param myNdb      Ndb object representing NDB Cluster
// @param myTransaction NdbTransaction used for transaction
// @param myTable    Table to insert into
// @param error      NdbError object returned in case of errors
// @return -1 in case of failures, 0 otherwise
//
int insert(int transactionId, NdbTransaction* myTransaction,
    const NdbDictionary::Table *myTable) {
    NdbOperation *myOperation; // For other operations

    myOperation = myTransaction->getNdbOperation(myTable);
    if (myOperation == NULL) return -1;

    if (myOperation->insertTuple() ||
        myOperation->equal("ATTR1", transactionId) ||
        myOperation->setValue("ATTR2", transactionId)) {
        APIERROR(myOperation->getNdbError());
        exit(-1);
    }

    return myTransaction->execute(NdbTransaction::NoCommit);
}

//
// Execute function which re-executes (tries 10 times) the transaction
// if there are temporary errors (e.g. the NDB Cluster is overloaded).
// @return -1 failure, 1 success
//
int executeInsertTransaction(int transactionId, Ndb* myNdb,
    const NdbDictionary::Table *myTable) {
    int result = 0; // No result yet
    int noOfRetriesLeft = 10;
    NdbTransaction *myTransaction; // For other transactions
    NdbError ndberror;

    while (noOfRetriesLeft > 0 && !result) {
        /*****
        * Start and execute transaction *
        *****/
        myTransaction = myNdb->startTransaction();
        if (myTransaction == NULL) {
            APIERROR(myNdb->getNdbError());
            ndberror = myNdb->getNdbError();
            result = -1; // Failure
        }
    }
}

```

```

    } else if (insert(transactionId, myTransaction, myTable) ||
               insert(10000+transactionId, myTransaction, myTable) ||
               myTransaction->execute(NdbTransaction::Commit)) {
        TRANSERROR(myTransaction);
        ndberror = myTransaction->getNdbError();
        result = -1; // Failure
    } else {
        result = 1; // Success
    }
}

/*****
 * If failure, then analyze error *
 *****/
if (result == -1) {
    switch (ndberror.status) {
        case NdbError::Success:
            break;
        case NdbError::TemporaryError:
            std::cout << "Retrying transaction..." << std::endl;
            sleep(TIME_TO_SLEEP_BETWEEN_TRANSACTION_RETRIES);
            --noOfRetriesLeft;
            result = 0; // No completed transaction yet
            break;
        case NdbError::UnknownResult:
        case NdbError::PermanentError:
            std::cout << "No retry of transaction..." << std::endl;
            result = -1; // Permanent failure
            break;
    }
}

/*****
 * Close transaction *
 *****/
if (myTransaction != NULL) {
    myNdb->closeTransaction(myTransaction);
}

if (result != 1) exit(-1);
return result;
}

/*****
 * Create a table named api_retries if it does not exist *
 *****/
static void create_table(MYSQL &mysql)
{
    while(mysql_query(&mysql,
        "CREATE TABLE "
        "  api_retries"
        "    (ATTR1 INT UNSIGNED NOT NULL PRIMARY KEY,"
        "     ATTR2 INT UNSIGNED NOT NULL)"
        "  ENGINE=NDB"))
    {
        if (mysql_errno(&mysql) == ER_TABLE_EXISTS_ERROR)
        {
            std::cout << "NDB Cluster already has example table: api_scan. "
                << "Dropping it..." << std::endl;
            mysql_query(&mysql, "DROP TABLE api_retries");
        }
        else MYSQLERROR(mysql);
    }
}

int main(int argc, char** argv)
{
    if (argc != 3)
    {
        std::cout << "Arguments are <socket mysql> <connect_string cluster>.\n";
    }
}

```

```

    exit(-1);
}
char * mysql_sock = argv[1];
const char *connection_string = argv[2];
ndb_init();

Ndb_cluster_connection *cluster_connection=
    new Ndb_cluster_connection(connection_string); // Object representing the cluster

int r= cluster_connection->connect(5 /* retries          */,
    3 /* delay between retries */,
    1 /* verbose          */);
if (r > 0)
{
    std::cout
        << "Cluster connect failed, possibly resolved with more retries.\n";
    exit(-1);
}
else if (r < 0)
{
    std::cout
        << "Cluster connect failed.\n";
    exit(-1);
}

if (cluster_connection->wait_until_ready(30,30))
{
    std::cout << "Cluster was not ready within 30 secs." << std::endl;
    exit(-1);
}
// connect to mysql server
MYSQL mysql;
if ( !mysql_init(&mysql) ) {
    std::cout << "mysql_init failed\n";
    exit(-1);
}
if ( !mysql_real_connect(&mysql, "localhost", "root", "", "",
    0, mysql_sock, 0) )
    MYSQL_ERROR(mysql);

/*****
 * Connect to database via mysql-c
 *****/
mysql_query(&mysql, "CREATE DATABASE ndb_examples");
if (mysql_query(&mysql, "USE ndb_examples") != 0) MYSQL_ERROR(mysql);
create_table(mysql);
mysql_close(&mysql);

Ndb* myNdb= new Ndb( cluster_connection,
    "ndb_examples" ); // Object representing the database

if (myNdb->init() == -1) {
    APIERROR(myNdb->getNdbError());
    exit(-1);
}

const NdbDictionary::Dictionary* myDict= myNdb->getDictionary();
const NdbDictionary::Table *myTable= myDict->getTable("api_retries");
if (myTable == NULL)
{
    APIERROR(myDict->getNdbError());
    return -1;
}
/*****
 * Execute some insert transactions *
 *****/

std::cout << "Ready to insert rows. You will see notices for temporary "
    "errors, permanant errors, and retries. \n";
for (int i = 10000; i < 20000; i++) {
    executeInsertTransaction(i, myNdb, myTable);
}

```



```
std::cout << "Done.\n";

delete myNdb;
delete cluster_connection;

ndb_end(0);
return 0;
}
```

2.5.5 NDB API Basic Scanning Example

This example illustrates how to use the NDB scanning API. It shows how to perform a scan, how to scan for an update, and how to scan for a delete, making use of the [NdbScanFilter](#) and [NdbScanOperation](#) classes.

The source code for this example may be found in the NDB Cluster source tree, in the file [storage/ndb/ndbapi-examples/ndbapi_scan/ndbapi_scan.cpp](#).

This example makes use of the following classes and methods:

- [Ndb_cluster_connection](#):
 - [connect\(\)](#)
 - [wait_until_ready\(\)](#)
- [Ndb](#):
 - [init\(\)](#)
 - [getDictionary\(\)](#)
 - [startTransaction\(\)](#)
 - [closeTransaction\(\)](#)
- [NdbTransaction](#):
 - [getNdbScanOperation\(\)](#)
 - [execute\(\)](#)
- [NdbOperation](#):
 - [insertTuple\(\)](#)
 - [equal\(\)](#)
 - [getValue\(\)](#)
 - [setValue\(\)](#)
- [NdbScanOperation](#):
 - [readTuples\(\)](#)
 - [nextResult\(\)](#)
 - [deleteCurrentTuple\(\)](#)
 - [updateCurrentTuple\(\)](#)
- [NdbDictionary](#):
 - [Dictionary::getTable\(\)](#)

- `Table::getColumn()`
- `Column::getLength()`
- `NdbScanFilter`:
 - `begin()`
 - `eq()`
 - `end()`

```

/*
 Copyright (c) 2005, 2017, Oracle and/or its affiliates. All rights reserved.

 This program is free software; you can redistribute it and/or modify
 it under the terms of the GNU General Public License as published by
 the Free Software Foundation; version 2 of the License.

 This program is distributed in the hope that it will be useful,
 but WITHOUT ANY WARRANTY; without even the implied warranty of
 MERCHANTABILITY or FITNESS FOR A PARTICULAR PURPOSE. See the
 GNU General Public License for more details.

 You should have received a copy of the GNU General Public License
 along with this program; if not, write to the Free Software
 Foundation, Inc., 51 Franklin St, Fifth Floor, Boston, MA 02110-1301 USA
 */

/*
 * ndbapi_scan.cpp:
 * Illustrates how to use the scan api in the NDBAPI.
 * The example shows how to do scan, scan for update and scan for delete
 * using NdbScanFilter and NdbScanOperation
 *
 * Classes and methods used in this example:
 *
 * Ndb_cluster_connection
 *   connect()
 *   wait_until_ready()
 *
 * Ndb
 *   init()
 *   getDictionary()
 *   startTransaction()
 *   closeTransaction()
 *
 * NdbTransaction
 *   getNdbScanOperation()
 *   execute()
 *
 * NdbScanOperation
 *   getValue()
 *   readTuples()
 *   nextResult()
 *   deleteCurrentTuple()
 *   updateCurrentTuple()
 *
 * const NdbDictionary::Dictionary
 *   getTable()
 *
 * const NdbDictionary::Table
 *   getColumn()
 *
 * const NdbDictionary::Column
 *   getLength()
 *
 * NdbOperation
 *   insertTuple()

```

```

*     equal()
*     setValue()
*
* NdbScanFilter
*     begin()
*     eq()
*     end()
*
*/

#ifdef _WIN32
#include <winsock2.h>
#endif
#include <mysql.h>
#include <mysqld_error.h>
#include <NdbApi.hpp>
// Used for cout
#include <iostream>
#include <stdio.h>
#include <string.h>
#include <stdlib.h>
#include <config.h>
#ifdef HAVE_SYS_SELECT_H
#include <sys/select.h>
#endif

/**
 * Helper sleep function
 */
static void
milliSleep(int milliseconds){
    struct timeval sleeptime;
    sleeptime.tv_sec = milliseconds / 1000;
    sleeptime.tv_usec = (milliseconds - (sleeptime.tv_sec * 1000)) * 1000000;
    select(0, 0, 0, 0, &sleeptime);
}

/**
 * Helper debugging macros
 */
#define PRINT_ERROR(code,msg) \
    std::cout << "Error in " << __FILE__ << ", line: " << __LINE__ \
    << ", code: " << code \
    << ", msg: " << msg << "." << std::endl
#define MYSQLERROR(mysql) { \
    PRINT_ERROR(mysql_errno(&mysql),mysql_error(&mysql)); \
    exit(-1); }
#define APIERROR(error) { \
    PRINT_ERROR(error.code,error.message); \
    exit(-1); }

struct Car
{
    /**
     * Note memset, so that entire char-fields are cleared
     * as all 20 bytes are significant (as type is char)
     */
    Car() { memset(this, 0, sizeof(* this)); }

    unsigned int reg_no;
    char brand[20];
    char color[20];
};

/**
 * Function to drop table
 */
void drop_table(MYSQL &mysql)
{
    if (mysql_query(&mysql, "DROP TABLE IF EXISTS api_scan"))
        MYSQLERROR(mysql);
}

```

```

}

/**
 * Function to create table
 */
void create_table(MYSQL &mysql)
{
    while (mysql_query(&mysql,
        "CREATE TABLE"
        "  api_scan"
        "    (REG_NO INT UNSIGNED NOT NULL,"
        "     BRAND CHAR(20) NOT NULL,"
        "     COLOR CHAR(20) NOT NULL,"
        "     PRIMARY KEY USING HASH (REG_NO))"
        "  ENGINE=NDB"))
    {
        if (mysql_errno(&mysql) != ER_TABLE_EXISTS_ERROR)
            MYSQL_ERROR(mysql);
        std::cout << "NDB Cluster already has example table: api_scan. "
            << "Dropping it..." << std::endl;
        drop_table(mysql);
    }
}

int populate(Ndb * myNdb)
{
    int i;
    Car cars[15];

    const NdbDictionary::Dictionary* myDict= myNdb->getDictionary();
    const NdbDictionary::Table *myTable= myDict->getTable("api_scan");

    if (myTable == NULL)
        APIERROR(myDict->getNdbError());

    /**
     * Five blue mercedes
     */
    for (i = 0; i < 5; i++)
    {
        cars[i].reg_no = i;
        sprintf(cars[i].brand, "Mercedes");
        sprintf(cars[i].color, "Blue");
    }

    /**
     * Five black bmw
     */
    for (i = 5; i < 10; i++)
    {
        cars[i].reg_no = i;
        sprintf(cars[i].brand, "BMW");
        sprintf(cars[i].color, "Black");
    }

    /**
     * Five pink toyotas
     */
    for (i = 10; i < 15; i++)
    {
        cars[i].reg_no = i;
        sprintf(cars[i].brand, "Toyota");
        sprintf(cars[i].color, "Pink");
    }

    NdbTransaction* myTrans = myNdb->startTransaction();
    if (myTrans == NULL)
        APIERROR(myNdb->getNdbError());

    for (i = 0; i < 15; i++)
    {

```

```

    NdbOperation* myNdbOperation = myTrans->getNdbOperation(myTable);
    if (myNdbOperation == NULL)
        APIERROR(myTrans->getNdbError());
    myNdbOperation->insertTuple();
    myNdbOperation->equal("REG_NO", cars[i].reg_no);
    myNdbOperation->setValue("BRAND", cars[i].brand);
    myNdbOperation->setValue("COLOR", cars[i].color);
}

int check = myTrans->execute(NdbTransaction::Commit);

myTrans->close();

return check != -1;
}

int scan_delete(Ndb* myNdb,
               int column,
               const char * color)
{
    // Scan all records exclusive and delete
    // them one by one
    int             retryAttempt = 0;
    const int       retryMax = 10;
    int deletedRows = 0;
    int check;
    NdbError        err;
    NdbTransaction *myTrans;
    NdbScanOperation *myScanOp;

    const NdbDictionary::Dictionary* myDict= myNdb->getDictionary();
    const NdbDictionary::Table *myTable= myDict->getTable("api_scan");

    if (myTable == NULL)
        APIERROR(myDict->getNdbError());

    /**
     * Loop as long as :
     *  retryMax not reached
     *  failed operations due to TEMPORARY erros
     *
     * Exit loop;
     *  retyrMax reached
     *  Permanent error (return -1)
     */
    while (true)
    {
        if (retryAttempt >= retryMax)
        {
            std::cout << "ERROR: has retried this operation " << retryAttempt
            << " times, failing!" << std::endl;
            return -1;
        }

        myTrans = myNdb->startTransaction();
        if (myTrans == NULL)
        {
            const NdbError err = myNdb->getNdbError();

            if (err.status == NdbError::TemporaryError)
            {
                millisleep(50);
                retryAttempt++;
                continue;
            }
            std::cout << err.message << std::endl;
            return -1;
        }
    }

    /**

```

```

* Get a scan operation.
*/
myScanOp = myTrans->getNdbScanOperation(myTable);
if (myScanOp == NULL)
{
    std::cout << myTrans->getNdbError().message << std::endl;
    myNdb->closeTransaction(myTrans);
    return -1;
}

/**
 * Define a result set for the scan.
 */
if(myScanOp->readTuples(NdbOperation::LM_Exclusive) != 0)
{
    std::cout << myTrans->getNdbError().message << std::endl;
    myNdb->closeTransaction(myTrans);
    return -1;
}

/**
 * Use NdbScanFilter to define a search criteria
 */
NdbScanFilter filter(myScanOp) ;
if(filter.begin(NdbScanFilter::AND) < 0 ||
    filter.cmp(NdbScanFilter::COND_EQ, column, color, 20) < 0 ||
    filter.end() < 0)
{
    std::cout << myTrans->getNdbError().message << std::endl;
    myNdb->closeTransaction(myTrans);
    return -1;
}

/**
 * Start scan (NoCommit since we are only reading at this stage);
 */
if(myTrans->execute(NdbTransaction::NoCommit) != 0){
    err = myTrans->getNdbError();
    if(err.status == NdbError::TemporaryError){
std::cout << myTrans->getNdbError().message << std::endl;
myNdb->closeTransaction(myTrans);
milliSleep(50);
continue;
    }
    std::cout << err.code << std::endl;
    std::cout << myTrans->getNdbError().code << std::endl;
    myNdb->closeTransaction(myTrans);
    return -1;
}

/**
 * start of loop: nextResult(true) means that "parallelism" number of
 * rows are fetched from NDB and cached in NDBAPI
 */
while((check = myScanOp->nextResult(true)) == 0){
    do
    {
if (myScanOp->deleteCurrentTuple() != 0)
{
    std::cout << myTrans->getNdbError().message << std::endl;
    myNdb->closeTransaction(myTrans);
    return -1;
}
    }
    deletedRows++;

/**
 * nextResult(false) means that the records
 * cached in the NDBAPI are modified before
 * fetching more rows from NDB.
 */
    } while((check = myScanOp->nextResult(false)) == 0);

```

```

    /**
     * NoCommit when all cached tuple have been marked for deletion
     */
    if(check != -1)
    {
check = myTrans->execute(NdbTransaction::NoCommit);
    }

    /**
     * Check for errors
     */
    err = myTrans->getNdbError();
    if(check == -1)
    {
if(err.status == NdbError::TemporaryError)
{
    std::cout << myTrans->getNdbError().message << std::endl;
    myNdb->closeTransaction(myTrans);
    milliSleep(50);
    continue;
}
    }
    /**
     * End of loop
     */
}
/**
 * Commit all prepared operations
 */
if(myTrans->execute(NdbTransaction::Commit) == -1)
{
    if(err.status == NdbError::TemporaryError){
std::cout << myTrans->getNdbError().message << std::endl;
myNdb->closeTransaction(myTrans);
milliSleep(50);
continue;
    }
}

    std::cout << myTrans->getNdbError().message << std::endl;
    myNdb->closeTransaction(myTrans);
    return 0;
}

if(myTrans!=0)
{
    std::cout << myTrans->getNdbError().message << std::endl;
    myNdb->closeTransaction(myTrans);
}
return -1;
}

int scan_update(Ndb* myNdb,
    int update_column,
    const char * before_color,
    const char * after_color)
{

    // Scan all records exclusive and update
    // them one by one
    int          retryAttempt = 0;
    const int    retryMax = 10;
    int updatedRows = 0;
    int check;
    NdbError          err;
    NdbTransaction *myTrans;
    NdbScanOperation *myScanOp;

    const NdbDictionary::Dictionary* myDict= myNdb->getDictionary();

```

```

const NdbDictionary::Table *myTable= myDict->getTable("api_scan");

if (myTable == NULL)
    APIERROR(myDict->getNdbError());

/**
 * Loop as long as :
 * retryMax not reached
 * failed operations due to TEMPORARY erros
 *
 * Exit loop;
 * retryMax reached
 * Permanent error (return -1)
 */
while (true)
{
    if (retryAttempt >= retryMax)
    {
        std::cout << "ERROR: has retried this operation " << retryAttempt
<< " times, failing!" << std::endl;
        return -1;
    }

    myTrans = myNdb->startTransaction();
    if (myTrans == NULL)
    {
        const NdbError err = myNdb->getNdbError();

        if (err.status == NdbError::TemporaryError)
        {
            millisleep(50);
            retryAttempt++;
            continue;
        }
        std::cout << err.message << std::endl;
        return -1;
    }

    /**
     * Get a scan operation.
     */
    myScanOp = myTrans->getNdbScanOperation(myTable);
    if (myScanOp == NULL)
    {
        std::cout << myTrans->getNdbError().message << std::endl;
        myNdb->closeTransaction(myTrans);
        return -1;
    }

    /**
     * Define a result set for the scan.
     */
    if( myScanOp->readTuples(NdbOperation::LM_Exclusive) )
    {
        std::cout << myTrans->getNdbError().message << std::endl;
        myNdb->closeTransaction(myTrans);
        return -1;
    }

    /**
     * Use NdbScanFilter to define a search criteria
     */
    NdbScanFilter filter(myScanOp) ;
    if(filter.begin(NdbScanFilter::AND) < 0 ||
        filter.cmp(NdbScanFilter::COND_EQ, update_column, before_color, 20) <0||
        filter.end() <0)
    {
        std::cout << myTrans->getNdbError().message << std::endl;
        myNdb->closeTransaction(myTrans);
        return -1;
    }
}

```



```

/**
 * Start scan      (NoCommit since we are only reading at this stage);
 */
if(myTrans->execute(NdbTransaction::NoCommit) != 0)
{
    err = myTrans->getNdbError();
    if(err.status == NdbError::TemporaryError){
std::cout << myTrans->getNdbError().message << std::endl;
myNdb->closeTransaction(myTrans);
milliSleep(50);
continue;
    }
    std::cout << myTrans->getNdbError().code << std::endl;
    myNdb->closeTransaction(myTrans);
    return -1;
}

/**
 * start of loop: nextResult(true) means that "parallelism" number of
 * rows are fetched from NDB and cached in NDBAPI
 */
while((check = myScanOp->nextResult(true)) == 0){
    do {
/**
 * Get update operation
 */
NdbOperation * myUpdateOp = myScanOp->updateCurrentTuple();
if (myUpdateOp == 0)
{
    std::cout << myTrans->getNdbError().message << std::endl;
    myNdb->closeTransaction(myTrans);
    return -1;
}
updatedRows++;

/**
 * do the update
 */
myUpdateOp->setValue(update_column, after_color);
/**
 * nextResult(false) means that the records
 * cached in the NDBAPI are modified before
 * fetching more rows from NDB.
 */
        } while((check = myScanOp->nextResult(false)) == 0);

/**
 * NoCommit when all cached tuple have been updated
 */
        if(check != -1)
        {
check = myTrans->execute(NdbTransaction::NoCommit);
        }

/**
 * Check for errors
 */
        err = myTrans->getNdbError();
        if(check == -1)
        {
if(err.status == NdbError::TemporaryError){
std::cout << myTrans->getNdbError().message << std::endl;
myNdb->closeTransaction(myTrans);
milliSleep(50);
continue;
}
        }
/**
 * End of loop
 */
    }
}

```

```

/**
 * Commit all prepared operations
 */
if(myTrans->execute(NdbTransaction::Commit) == -1)
{
    if(err.status == NdbError::TemporaryError){
std::cout << myTrans->getNdbError().message << std::endl;
myNdb->closeTransaction(myTrans);
millisleep(50);
continue;
    }
}

std::cout << myTrans->getNdbError().message << std::endl;
myNdb->closeTransaction(myTrans);
return 0;
}

if(myTrans!=0)
{
std::cout << myTrans->getNdbError().message << std::endl;
myNdb->closeTransaction(myTrans);
}
return -1;
}

int scan_print(Ndb * myNdb)
{
// Scan all records exclusive and update
// them one by one
int          retryAttempt = 0;
const int    retryMax = 10;
int fetchedRows = 0;
int check;
NdbError     err;
NdbTransaction *myTrans;
NdbScanOperation *myScanOp;
/* Result of reading attribute value, three columns:
   REG_NO, BRAND, and COLOR
*/
NdbRecAttr *   myRecAttr[3];

const NdbDictionary::Dictionary* myDict= myNdb->getDictionary();
const NdbDictionary::Table *myTable= myDict->getTable("api_scan");

if (myTable == NULL)
    APIERROR(myDict->getNdbError());

/**
 * Loop as long as :
 *  retryMax not reached
 *  failed operations due to TEMPORARY erros
 *
 * Exit loop;
 *  retyrMax reached
 *  Permanent error (return -1)
 */
while (true)
{
    if (retryAttempt >= retryMax)
    {
std::cout << "ERROR: has retried this operation " << retryAttempt
<< " times, failing!" << std::endl;
return -1;
    }

myTrans = myNdb->startTransaction();

```

```

if (myTrans == NULL)
{
    const NdbError err = myNdb->getNdbError();

    if (err.status == NdbError::TemporaryError)
    {
milliSleep(50);
retryAttempt++;
continue;
    }
    std::cout << err.message << std::endl;
    return -1;
}
/*
 * Define a scan operation.
 * NDBAPI.
 */
myScanOp = myTrans->getNdbScanOperation(myTable);
if (myScanOp == NULL)
{
    std::cout << myTrans->getNdbError().message << std::endl;
    myNdb->closeTransaction(myTrans);
    return -1;
}

/**
 * Read without locks, without being placed in lock queue
 */
if( myScanOp->readTuples(NdbOperation::LM_CommittedRead) == -1)
{
    std::cout << myTrans->getNdbError().message << std::endl;
    myNdb->closeTransaction(myTrans);
    return -1;
}

/**
 * Define storage for fetched attributes.
 * E.g., the resulting attributes of executing
 * myOp->getValue("REG_NO") is placed in myRecAttr[0].
 * No data exists in myRecAttr until transaction has committed!
 */
myRecAttr[0] = myScanOp->getValue("REG_NO");
myRecAttr[1] = myScanOp->getValue("BRAND");
myRecAttr[2] = myScanOp->getValue("COLOR");
if(myRecAttr[0] ==NULL || myRecAttr[1] == NULL || myRecAttr[2]==NULL)
{
std::cout << myTrans->getNdbError().message << std::endl;
myNdb->closeTransaction(myTrans);
return -1;
}
/**
 * Start scan (NoCommit since we are only reading at this stage);
 */
if(myTrans->execute(NdbTransaction::NoCommit) != 0){
    err = myTrans->getNdbError();
    if(err.status == NdbError::TemporaryError){
std::cout << myTrans->getNdbError().message << std::endl;
myNdb->closeTransaction(myTrans);
milliSleep(50);
continue;
    }
    std::cout << err.code << std::endl;
    std::cout << myTrans->getNdbError().code << std::endl;
    myNdb->closeTransaction(myTrans);
    return -1;
}

/**
 * start of loop: nextResult(true) means that "parallelism" number of
 * rows are fetched from NDB and cached in NDBAPI
 */
while((check = myScanOp->nextResult(true)) == 0){

```

```

        do {

    fetchedRows++;
    /**
     * print  REG_NO unsigned int
     */
    std::cout << myRecAttr[0]->u_32_value() << "\t";

    /**
     * print  BRAND character string
     */
    std::cout << myRecAttr[1]->aRef() << "\t";

    /**
     * print  COLOR character string
     */
    std::cout << myRecAttr[2]->aRef() << std::endl;

    /**
     * nextResult(false) means that the records
     * cached in the NDBAPI are modified before
     * fetching more rows from NDB.
     */
        } while((check = myScanOp->nextResult(false)) == 0);

        }
    myNdb->closeTransaction(myTrans);
    return 1;
}
return -1;
}

void mysql_connect_and_create(MYSQL &mysql, const char *socket)
{
    bool ok;

    ok = mysql_real_connect(&mysql, "localhost", "root", "", "", 0, socket, 0);
    if(ok) {
        mysql_query(&mysql, "CREATE DATABASE ndb_examples");
        ok = ! mysql_select_db(&mysql, "ndb_examples");
    }
    if(ok) {
        create_table(mysql);
    }

    if(! ok) MYSQLERROR(mysql);
}

void ndb_run_scan(const char * connectstring)
{
    /*****
     * Connect to ndb cluster
     *****/

    Ndb_cluster_connection cluster_connection(connectstring);
    if (cluster_connection.connect(4, 5, 1))
    {
        std::cout << "Unable to connect to cluster within 30 secs." << std::endl;
        exit(-1);
    }
    // Optionally connect and wait for the storage nodes (ndbd's)
    if (cluster_connection.wait_until_ready(30,0) < 0)
    {
        std::cout << "Cluster was not ready within 30 secs.\n";
        exit(-1);
    }

    Ndb myNdb(&cluster_connection, "ndb_examples");
    if (myNdb.init(1024) == -1) { // Set max 1024 parallel transactions
        APIERROR(myNdb.getNdbError());
    }
}

```

```

    exit(-1);
}

/*****
 * Check table definition
 *****/
int column_color;
{
    const NdbDictionary::Dictionary* myDict= myNdb.getDictionary();
    const NdbDictionary::Table *t= myDict->getTable("api_scan");
    if(t == NULL)
    {
        std::cout << "Dictionary::getTable() failed.";
        exit(-1);
    }
    Car car;
    if (t->getColumn("COLOR")->getLength() != sizeof(car.color) ||
t->getColumn("BRAND")->getLength() != sizeof(car.brand))
    {
        std::cout << "Wrong table definition" << std::endl;
        exit(-1);
    }
    column_color= t->getColumn("COLOR")->getColumnNo();
}

if(populate(&myNdb) > 0)
    std::cout << "populate: Success!" << std::endl;

if(scan_print(&myNdb) > 0)
    std::cout << "scan_print: Success!" << std::endl << std::endl;

std::cout << "Going to delete all pink cars!" << std::endl;

{
    /**
     * Note! color needs to be of exact the same size as column defined
     */
    Car tmp;
    sprintf(tmp.color, "Pink");
    if(scan_delete(&myNdb, column_color, tmp.color) > 0)
        std::cout << "scan_delete: Success!" << std::endl << std::endl;
}

if(scan_print(&myNdb) > 0)
    std::cout << "scan_print: Success!" << std::endl << std::endl;

{
    /**
     * Note! color1 & 2 need to be of exact the same size as column defined
     */
    Car tmp1, tmp2;
    sprintf(tmp1.color, "Blue");
    sprintf(tmp2.color, "Black");
    std::cout << "Going to update all " << tmp1.color
        << " cars to " << tmp2.color << " cars!" << std::endl;
    if(scan_update(&myNdb, column_color, tmp1.color, tmp2.color) > 0)
        std::cout << "scan_update: Success!" << std::endl << std::endl;
}
if(scan_print(&myNdb) > 0)
    std::cout << "scan_print: Success!" << std::endl << std::endl;
}

int main(int argc, char** argv)
{
    if (argc != 3)
    {
        std::cout << "Arguments are <socket mysql> <connect_string cluster>.\n";
        exit(-1);
    }
    char * mysql_sock = argv[1];
    const char *connectstring = argv[2];
    MYSQL mysql;

```

```

mysql_init(& mysql);
mysql_connect_and_create(mysql, mysql_d_sock);

ndb_init();
ndb_run_scan(connectstring);
ndb_end(0);

mysql_close(&mysql);

return 0;
}

```

2.5.6 NDB API Example: Using Secondary Indexes in Scans

This program illustrates how to use secondary indexes in the NDB API.

The source code for this example may be found in the NDB Cluster source tree, in [storage/ndb/ndbapi-examples/ndbapi_simple_index/main.cpp](#).



Note

This file was previously named `ndbapi_simple_index.cpp`.

The correct output from this program is shown here:

```

ATTR1 ATTR2
0      10
1      1
2      12
Detected that deleted tuple doesn't exist!
4      14
5      5
6      16
7      7
8      18
9      9

```

The listing for this program is shown here:

```

#include <mysql.h>
#include <mysqld_error.h>
#include <NdbApi.hpp>

// Used for cout
#include <stdio.h>
#include <iostream>

#define PRINT_ERROR(code,msg) \
    std::cout << "Error in " << __FILE__ << ", line: " << __LINE__ \
    << ", code: " << code \
    << ", msg: " << msg << "." << std::endl
#define MYSQLERROR(mysql) { \
    PRINT_ERROR(mysql_errno(&mysql),mysql_error(&mysql)); \
    exit(-1); }
#define APIERROR(error) { \
    PRINT_ERROR(error.code,error.message); \
    exit(-1); }

int main(int argc, char** argv)
{
    if (argc != 3)
    {
        std::cout << "Arguments are <socket mysql> <connect_string cluster>.\n";
        exit(-1);
    }
    char * mysql_d_sock = argv[1];
    const char *connection_string = argv[2];
    ndb_init();

```

```

/*****
 * Connect to mysql server and create table
 *****/
MYSQL mysql;
{
  if ( !mysql_init(&mysql) ) {
    std::cout << "mysql_init failed\n";
    exit(-1);
  }
  if ( !mysql_real_connect(&mysql, "localhost", "root", "", "",
    0, mysqld_sock, 0) )
    MYSQLERROR(mysql);

  mysql_query(&mysql, "CREATE DATABASE ndb_examples_1");
  if (mysql_query(&mysql, "USE ndb_examples") != 0) MYSQLERROR(mysql);

  while (mysql_query(&mysql,
    "CREATE TABLE"
    "  api_simple_index"
    "    (ATTR1 INT UNSIGNED,"
    "      ATTR2 INT UNSIGNED NOT NULL,"
    "      PRIMARY KEY USING HASH (ATTR1),"
    "      UNIQUE MYINDEXNAME USING HASH (ATTR2))"
    "  ENGINE=NDB"))
  {
    if (mysql_errno(&mysql) == ER_TABLE_EXISTS_ERROR)
    {
      std::cout << "NDB Cluster already has example table: api_scan. "
        << "Dropping it..." << std::endl;
      mysql_query(&mysql, "DROP TABLE api_simple_index");
    }
    else MYSQLERROR(mysql);
  }
  mysql_close(&mysql);
}

/*****
 * Connect to ndb cluster
 *****/

Ndb_cluster_connection *cluster_connection=
  new Ndb_cluster_connection(connection_string); // Object representing the cluster

if (cluster_connection->connect(5,3,1))
{
  std::cout << "Connect to cluster management server failed.\n";
  exit(-1);
}

if (cluster_connection->wait_until_ready(30,30))
{
  std::cout << "Cluster was not ready within 30 secs.\n";
  exit(-1);
}

Ndb* myNdb = new Ndb( cluster_connection,
  "ndb_examples" ); // Object representing the database
if (myNdb->init() == -1) {
  APIERROR(myNdb->getNdbError());
  exit(-1);
}

const NdbDictionary::Dictionary* myDict= myNdb->getDictionary();
const NdbDictionary::Table *myTable= myDict->getTable("api_simple_index");
if (myTable == NULL)
  APIERROR(myDict->getNdbError());
const NdbDictionary::Index *myIndex= myDict->getIndex("MYINDEXNAME$unique", "api_simple_index");
if (myIndex == NULL)
  APIERROR(myDict->getNdbError());

/*****
 * Using 5 transactions, insert 10 tuples in table: (0,0),(1,1),..., (9,9) *
 *****/

```

```

*****/
for (int i = 0; i < 5; i++) {
    NdbTransaction *myTransaction= myNdb->startTransaction();
    if (myTransaction == NULL) APIERROR(myNdb->getNdbError());

    NdbOperation *myOperation= myTransaction->getNdbOperation(myTable);
    if (myOperation == NULL) APIERROR(myTransaction->getNdbError());

    myOperation->insertTuple();
    myOperation->equal("ATTR1", i);
    myOperation->setValue("ATTR2", i);

    myOperation = myTransaction->getNdbOperation(myTable);
    if (myOperation == NULL) APIERROR(myTransaction->getNdbError());

    myOperation->insertTuple();
    myOperation->equal("ATTR1", i+5);
    myOperation->setValue("ATTR2", i+5);

    if (myTransaction->execute( NdbTransaction::Commit ) == -1)
        APIERROR(myTransaction->getNdbError());

    myNdb->closeTransaction(myTransaction);
}

/*****
 * Read and print all tuples using index *
*****/
std::cout << "ATTR1 ATTR2" << std::endl;

for (int i = 0; i < 10; i++) {
    NdbTransaction *myTransaction= myNdb->startTransaction();
    if (myTransaction == NULL) APIERROR(myNdb->getNdbError());

    NdbIndexOperation *myIndexOperation=
        myTransaction->getNdbIndexOperation(myIndex);
    if (myIndexOperation == NULL) APIERROR(myTransaction->getNdbError());

    myIndexOperation->readTuple(NdbOperation::LM_Read);
    myIndexOperation->equal("ATTR2", i);

    NdbRecAttr *myRecAttr= myIndexOperation->getValue("ATTR1", NULL);
    if (myRecAttr == NULL) APIERROR(myTransaction->getNdbError());

    if(myTransaction->execute( NdbTransaction::Commit,
                             NdbOperation::AbortOnError ) != -1)
        printf(" %2d    %2d\n", myRecAttr->u_32_value(), i);

    myNdb->closeTransaction(myTransaction);
}

/*****
 * Update the second attribute in half of the tuples (adding 10) *
*****/
for (int i = 0; i < 10; i+=2) {
    NdbTransaction *myTransaction= myNdb->startTransaction();
    if (myTransaction == NULL) APIERROR(myNdb->getNdbError());

    NdbIndexOperation *myIndexOperation=
        myTransaction->getNdbIndexOperation(myIndex);
    if (myIndexOperation == NULL) APIERROR(myTransaction->getNdbError());

    myIndexOperation->updateTuple();
    myIndexOperation->equal( "ATTR2", i );
    myIndexOperation->setValue( "ATTR2", i+10);

    if( myTransaction->execute( NdbTransaction::Commit ) == -1 )
        APIERROR(myTransaction->getNdbError());

    myNdb->closeTransaction(myTransaction);
}

```



```

/*****
 * Delete one tuple (the one with primary key 3) *
 *****/
{
  NdbTransaction *myTransaction= myNdb->startTransaction();
  if (myTransaction == NULL) APIERROR(myNdb->getNdbError());

  NdbIndexOperation *myIndexOperation=
    myTransaction->getNdbIndexOperation(myIndex);
  if (myIndexOperation == NULL) APIERROR(myTransaction->getNdbError());

  myIndexOperation->deleteTuple();
  myIndexOperation->equal( "ATTR2", 3 );

  if (myTransaction->execute(NdbTransaction::Commit) == -1)
    APIERROR(myTransaction->getNdbError());

  myNdb->closeTransaction(myTransaction);
}

/*****
 * Read and print all tuples *
 *****/
{
  std::cout << "ATTR1 ATTR2" << std::endl;

  for (int i = 0; i < 10; i++) {
    NdbTransaction *myTransaction= myNdb->startTransaction();
    if (myTransaction == NULL) APIERROR(myNdb->getNdbError());

    NdbOperation *myOperation= myTransaction->getNdbOperation(myTable);
    if (myOperation == NULL) APIERROR(myTransaction->getNdbError());

    myOperation->readTuple(NdbOperation::LM_Read);
    myOperation->equal("ATTR1", i);

    NdbRecAttr *myRecAttr= myOperation->getValue("ATTR2", NULL);
    if (myRecAttr == NULL) APIERROR(myTransaction->getNdbError());

    if(myTransaction->execute( NdbTransaction::Commit,
                             NdbOperation::AbortOnError ) == -1)
if (i == 3) {
  std::cout << "Detected that deleted tuple doesn't exist!\n";
} else {
  APIERROR(myTransaction->getNdbError());
}

    if (i != 3) {
printf(" %2d %2d\n", i, myRecAttr->u_32_value());
    }
    myNdb->closeTransaction(myTransaction);
  }
}

delete myNdb;
delete cluster_connection;

ndb_end(0);
return 0;
}

```

2.5.7 NDB API Example: Using NdbRecord with Hash Indexes

This program illustrates how to use secondary indexes in the NDB API with the aid of the [NdbRecord](#) interface.

The source code for this example may be found in the NDB Cluster source trees, in the file [storage/ndb/ndbapi-examples/ndbapi_s_i_ndbrecord/main.cpp](#).

When run on a cluster having 2 data nodes, the correct output from this program is as shown here:

```

ATTR1 ATTR2
 0     0   (frag=0)
 1     1   (frag=1)
 2     2   (frag=1)
 3     3   (frag=0)
 4     4   (frag=1)
 5     5   (frag=1)
 6     6   (frag=0)
 7     7   (frag=0)
 8     8   (frag=1)
 9     9   (frag=0)
ATTR1 ATTR2
 0     10
 1     1
 2     12
Detected that deleted tuple doesn't exist!
 4     14
 5     5
 6     16
 7     7
 8     18
 9     9

```

The program listing is shown here:

```

//
// ndbapi_simple_index_ndbrecord.cpp: Using secondary unique hash indexes
// in NDB API, utilising the NdbRecord interface.
//
// Correct output from this program is (from a two-node cluster):
//
// ATTR1 ATTR2
//  0     0   (frag=0)
//  1     1   (frag=1)
//  2     2   (frag=1)
//  3     3   (frag=0)
//  4     4   (frag=1)
//  5     5   (frag=1)
//  6     6   (frag=0)
//  7     7   (frag=0)
//  8     8   (frag=1)
//  9     9   (frag=0)
// ATTR1 ATTR2
//  0     10
//  1     1
//  2     12
// Detected that deleted tuple doesn't exist!
//  4     14
//  5     5
//  6     16
//  7     7
//  8     18
//  9     9

#include <mysql.h>
#include <NdbApi.hpp>

// Used for cout
#include <stdio.h>
#include <iostream>

#define PRINT_ERROR(code,msg) \
    std::cout << "Error in " << __FILE__ << ", line: " << __LINE__ \
    << ", code: " << code \
    << ", msg: " << msg << "." << std::endl
#define MYSQLERROR(mysql) { \
    PRINT_ERROR(mysql_errno(&mysql),mysql_error(&mysql)); \
    exit(1); }
#define APIERROR(error) { \
    PRINT_ERROR(error.code,error.message); \
    exit(1); }

```

```

/* C struct representing layout of data from table
 * api_s_i_ndbrecord in memory
 * This can make it easier to work with rows in the application,
 * but is not necessary - NdbRecord can map columns to any
 * pattern of offsets.
 * In this program, the same row offsets are used for columns
 * specified as part of a key, and as part of an attribute or
 * result. This makes the example simpler, but is not
 * essential.
 */
struct MyTableRow
{
    unsigned int attr1;
    unsigned int attr2;
};

int main(int argc, char** argv)
{
    if (argc != 3)
    {
        std::cout << "Arguments are <socket mysql> <connect_string cluster>.\n";
        exit(1);
    }
    char * mysql_d_sock = argv[1];
    const char *connection_string = argv[2];
    ndb_init();
    MYSQL mysql;

    /*****
     * Connect to mysql server and create table
     *****/
    {
        if ( !mysql_init(&mysql) ) {
            std::cout << "mysql_init failed\n";
            exit(1);
        }
        if ( !mysql_real_connect(&mysql, "localhost", "root", "", "",
                                0, mysql_d_sock, 0) )
            MYSQL_ERROR(mysql);

        mysql_query(&mysql, "CREATE DATABASE ndb_examples");
        if (mysql_query(&mysql, "USE ndb_examples") != 0)
            MYSQL_ERROR(mysql);

        mysql_query(&mysql, "DROP TABLE api_s_i_ndbrecord");
        if (mysql_query(&mysql,
                        "CREATE TABLE"
                        "  api_s_i_ndbrecord"
                        "  (ATTR1 INT UNSIGNED,"
                        "   ATTR2 INT UNSIGNED NOT NULL,"
                        "   PRIMARY KEY USING HASH (ATTR1),"
                        "   UNIQUE MYINDEXNAME USING HASH (ATTR2))"
                        "  ENGINE=NDB"))
            MYSQL_ERROR(mysql);
    }

    /*****
     * Connect to ndb cluster
     *****/

    Ndb_cluster_connection *cluster_connection=
        new Ndb_cluster_connection(connection_string); // Object representing the cluster

    if (cluster_connection->connect(5,3,1))
    {
        std::cout << "Connect to cluster management server failed.\n";
        exit(1);
    }

    if (cluster_connection->wait_until_ready(30,30))
    {
        std::cout << "Cluster was not ready within 30 secs.\n";
    }
}

```

```

    exit(1);
}

Ndb* myNdb = new Ndb( cluster_connection,
                    "ndb_examples" ); // Object representing the database
if (myNdb->init() == -1) {
    APIERROR(myNdb->getNdbError());
    exit(1);
}

NdbDictionary::Dictionary* myDict= myNdb->getDictionary();
const NdbDictionary::Table *myTable= myDict->getTable("api_s_i_ndbrecord");
if (myTable == NULL)
    APIERROR(myDict->getNdbError());
const NdbDictionary::Index *myIndex= myDict->getIndex("MYINDEXNAME$unique","api_s_i_ndbrecord");
if (myIndex == NULL)
    APIERROR(myDict->getNdbError());

/* Create NdbRecord descriptors. */
const NdbDictionary::Column *coll= myTable->getColumn("ATTR1");
if (coll == NULL)
    APIERROR(myDict->getNdbError());
const NdbDictionary::Column *col2= myTable->getColumn("ATTR2");
if (col2 == NULL)
    APIERROR(myDict->getNdbError());

/* NdbRecord for primary key lookup. */
NdbDictionary::RecordSpecification spec[2];
spec[0].column= coll;
spec[0].offset= offsetof(MyTableRow, attr1);
// So that it goes nicely into the struct
spec[0].nullbit_byte_offset= 0;
spec[0].nullbit_bit_in_byte= 0;
const NdbRecord *pk_record=
    myDict->createRecord(myTable, spec, 1, sizeof(spec[0]));
if (pk_record == NULL)
    APIERROR(myDict->getNdbError());

/* NdbRecord for all table attributes (insert/read). */
spec[0].column= coll;
spec[0].offset= offsetof(MyTableRow, attr1);
spec[0].nullbit_byte_offset= 0;
spec[0].nullbit_bit_in_byte= 0;
spec[1].column= col2;
spec[1].offset= offsetof(MyTableRow, attr2);
spec[1].nullbit_byte_offset= 0;
spec[1].nullbit_bit_in_byte= 0;
const NdbRecord *attr_record=
    myDict->createRecord(myTable, spec, 2, sizeof(spec[0]));
if (attr_record == NULL)
    APIERROR(myDict->getNdbError());

/* NdbRecord for unique key lookup. */
spec[0].column= col2;
spec[0].offset= offsetof(MyTableRow, attr2);
spec[0].nullbit_byte_offset= 0;
spec[0].nullbit_bit_in_byte= 0;
const NdbRecord *key_record=
    myDict->createRecord(myIndex, spec, 1, sizeof(spec[0]));
if (key_record == NULL)
    APIERROR(myDict->getNdbError());

MyTableRow row;

/*****
 * Using 5 transactions, insert 10 tuples in table: (0,0),(1,1),...,(9,9) *
 *****/
for (int i = 0; i < 5; i++) {
    NdbTransaction *myTransaction= myNdb->startTransaction();
    if (myTransaction == NULL) APIERROR(myNdb->getNdbError());

    /*

```

```

    We initialise the row data and pass to each insertTuple operation
    The data is copied in the call to insertTuple and so the original
    row object can be reused for the two operations.
    */
    row.attr1= row.attr2= i;

    const NdbOperation *myOperation=
        myTransaction->insertTuple(attr_record, (const char*)&row);
    if (myOperation == NULL)
        APIERROR(myTransaction->getNdbError());

    row.attr1= row.attr2= i+5;
    myOperation=
        myTransaction->insertTuple(attr_record, (const char*)&row);
    if (myOperation == NULL)
        APIERROR(myTransaction->getNdbError());

    if (myTransaction->execute( NdbTransaction::Commit ) == -1)
        APIERROR(myTransaction->getNdbError());

    myNdb->closeTransaction(myTransaction);
}

/*****
 * Read and print all tuples using index *
 *****/
std::cout << "ATTR1 ATTR2" << std::endl;

for (int i = 0; i < 10; i++) {
    NdbTransaction *myTransaction= myNdb->startTransaction();
    if (myTransaction == NULL)
        APIERROR(myNdb->getNdbError());

    /* The optional OperationOptions parameter to NdbRecord methods
     * can be used to specify extra reads of columns which are not in
     * the NdbRecord specification, which need to be stored somewhere
     * other than specified in the NdbRecord specification, or
     * which cannot be specified as part of an NdbRecord (pseudo
     * columns)
     */
    Uint32 frag;
    NdbOperation::GetValueSpec getSpec[1];
    getSpec[0].column=NdbDictionary::Column::FRAGMENT;
    getSpec[0].appStorage=&frag;

    NdbOperation::OperationOptions options;
    options.optionsPresent = NdbOperation::OperationOptions::OO_GETVALUE;
    options.extraGetValues = &getSpec[0];
    options.numExtraGetValues = 1;

    /* We're going to read using the secondary unique hash index
     * Set the value of its column
     */
    row.attr2= i;

    MyTableRow resultRow;

    unsigned char mask[1]= { 0x01 }; // Only read ATTR1 into resultRow
    const NdbOperation *myOperation=
        myTransaction->readTuple(key_record, (const char*) &row,
                                attr_record, (char*) &resultRow,
                                NdbOperation::LM_Read, mask,
                                &options,
                                sizeof(NdbOperation::OperationOptions));

    if (myOperation == NULL)
        APIERROR(myTransaction->getNdbError());

    if (myTransaction->execute( NdbTransaction::Commit,
                               NdbOperation::AbortOnError ) != -1)
    {
        printf(" %2d    %2d    (frag=%u)\n", resultRow.attr1, i, frag);
    }
}

```

```

myNdb->closeTransaction(myTransaction);
}

/*****
 * Update the second attribute in half of the tuples (adding 10) *
 *****/
for (int i = 0; i < 10; i+=2) {
    NdbTransaction *myTransaction= myNdb->startTransaction();
    if (myTransaction == NULL)
        APIERROR(myNdb->getNdbError());

    /* Specify key column to lookup in secondary index */
    row.attr2= i;

    /* Specify new column value to set */
    MyTableRow newRowData;
    newRowData.attr2= i+10;
    unsigned char mask[1]= { 0x02 };          // Only update ATTR2

    const NdbOperation *myOperation=
        myTransaction->updateTuple(key_record, (const char*)&row,
                                   attr_record,(char*) &newRowData, mask);
    if (myOperation == NULL)
        APIERROR(myTransaction->getNdbError());

    if ( myTransaction->execute( NdbTransaction::Commit ) == -1 )
        APIERROR(myTransaction->getNdbError());

    myNdb->closeTransaction(myTransaction);
}

/*****
 * Delete one tuple (the one with unique key 3) *
 *****/
{
    NdbTransaction *myTransaction= myNdb->startTransaction();
    if (myTransaction == NULL)
        APIERROR(myNdb->getNdbError());

    row.attr2= 3;
    const NdbOperation *myOperation=
        myTransaction->deleteTuple(key_record, (const char*) &row,
                                   attr_record);
    if (myOperation == NULL)
        APIERROR(myTransaction->getNdbError());

    if (myTransaction->execute(NdbTransaction::Commit) == -1)
        APIERROR(myTransaction->getNdbError());

    myNdb->closeTransaction(myTransaction);
}

/*****
 * Read and print all tuples *
 *****/
{
    std::cout << "ATTR1 ATTR2" << std::endl;

    for (int i = 0; i < 10; i++) {
        NdbTransaction *myTransaction= myNdb->startTransaction();
        if (myTransaction == NULL)
            APIERROR(myNdb->getNdbError());

        row.attr1= i;

        /* Read using pk. Note the same row space is used as
         * key and result storage space
         */
        const NdbOperation *myOperation=
            myTransaction->readTuple(pk_record, (const char*) &row,
                                     attr_record, (char*) &row);
    }
}

```

```

if (myOperation == NULL)
    APIERROR(myTransaction->getNdbError());

if (myTransaction->execute( NdbTransaction::Commit,
                          NdbOperation::AbortOnError ) == -1)
    if (i == 3) {
        std::cout << "Detected that deleted tuple doesn't exist!\n";
    } else {
        APIERROR(myTransaction->getNdbError());
    }

if (i != 3)
    printf(" %2d    %2d\n", row.attr1, row.attr2);

myNdb->closeTransaction(myTransaction);
}
}

delete myNdb;
delete cluster_connection;

ndb_end(0);
return 0;
}

```

2.5.8 NDB API Example Comparing RecAttr and NdbRecord

This example illustrates the key differences between the old-style `NdbRecAttr` API and the newer approach using `NdbRecord` when performing some common tasks in an NDB API application.

The source code can be found in the file [storage/ndb/ndbapi-examples/ndbapi_recattr_vs_record/main.cpp](#) in the NDB Cluster source tree.

```

#include <mysql.h>
#include <NdbApi.hpp>

// Used for cout
#include <stdio.h>
#include <iostream>

// Do we use old-style (NdbRecAttr?) or new style (NdbRecord?)
enum ApiType {api_attr, api_record};

static void run_application(MYSQL &, Ndb_cluster_connection &, ApiType);

#define PRINT_ERROR(code,msg) \
    std::cout << "Error in " << __FILE__ \
        << ", line: " << __LINE__ \
        << ", code: " << code \
        << ", msg: " << msg << "." << std::endl
#define MYSQLERROR(mysql) { \
    PRINT_ERROR(mysql_errno(&mysql),mysql_error(&mysql)); \
    exit(-1); }
#define APIERROR(error) { \
    PRINT_ERROR(error.code,error.message); \
    exit(-1); }

int main(int argc, char** argv)
{
    if (argc != 4)
    {
        std::cout << "Arguments are <socket mysql> "
            << "<connect_string cluster> <attr|record>.\n";
        exit(-1);
    }
    // ndb_init must be called first
    ndb_init();

    // connect to mysql server and cluster and run application
    {
        char * mysql_sock = argv[1];

```

```

const char *connection_string = argv[2];
ApiType accessType=api_attr;

// Object representing the cluster
Ndb_cluster_connection cluster_connection(connection_string);

// Connect to cluster management server (ndb_mgmd)
if (cluster_connection.connect(4 /* retries          */,
    5 /* delay between retries */,
    1 /* verbose          */)
    {
    std::cout << "Management server not ready within 30 sec.\n";
    exit(-1);
    }

// Optionally connect and wait for the storage nodes (ndbd's)
if (cluster_connection.wait_until_ready(30,0) < 0)
    {
    std::cout << "Cluster not ready within 30 sec.\n";
    exit(-1);
    }

// connect to mysql server
MYSQL mysql;
if ( !mysql_init(&mysql) ) {
    std::cout << "mysql_init failed\n";
    exit(-1);
}
if ( !mysql_real_connect(&mysql, "localhost", "root", "", "",
    0, mysql_sock, 0) )
    MYSQL_ERROR(mysql);

if (0==strncmp("attr", argv[3], 4))
    {
    accessType=api_attr;
    }
else if (0==strncmp("record", argv[3], 6))
    {
    accessType=api_record;
    }
else
    {
    std::cout << "Bad access type argument : "
        << argv[3] << "\n";
    exit(-1);
    }

// run the application code
run_application(mysql, cluster_connection, accessType);
}

ndb_end(0);

return 0;
}

static void init_ndbrecord_info(Ndb &);
static void create_table(MYSQL &);
static void do_insert(Ndb &, ApiType);
static void do_update(Ndb &, ApiType);
static void do_delete(Ndb &, ApiType);
static void do_read(Ndb &, ApiType);
static void do_mixed_read(Ndb &);
static void do_mixed_update(Ndb &);
static void do_scan(Ndb &, ApiType);
static void do_mixed_scan(Ndb &);
static void do_indexScan(Ndb &, ApiType);
static void do_mixed_indexScan(Ndb&);
static void do_read_and_delete(Ndb &);
static void do_scan_update(Ndb&, ApiType);
static void do_scan_delete(Ndb&, ApiType);
static void do_scan_lock_reread(Ndb&, ApiType);

```



```

static void do_all_extras_read(Ndb &myNdb);
static void do_secondary_indexScan(Ndb &myNdb, ApiType accessType);
static void do_secondary_indexScanEqual(Ndb &myNdb, ApiType accessType);
static void do_interpreted_update(Ndb &myNdb, ApiType accessType);
static void do_interpreted_scan(Ndb &myNdb, ApiType accessType);
static void do_read_using_default(Ndb &myNdb);

/* This structure is used describe how we want data read using
 * NDBRecord to be placed into memory. This can make it easier
 * to work with data, but is not essential.
 */
struct RowData
{
    int attr1;
    int attr2;
    int attr3;
};

/* Handy struct for representing the data in the
 * secondary index
 */
struct IndexRow
{
    unsigned int attr3;
    unsigned int attr2;
};

static void run_application(MYSQL &mysql,
                           Ndb_cluster_connection &cluster_connection,
                           ApiType accessType)
{
    /******
     * Connect to database via mysql-c
     * *****/
    mysql_query(&mysql, "CREATE DATABASE ndb_examples");
    if (mysql_query(&mysql, "USE ndb_examples") != 0) MYSQLERROR(mysql);
    create_table(mysql);

    /******
     * Connect to database via NDB API
     * *****/
    // Object representing the database
    Ndb myNdb( &cluster_connection, "ndb_examples" );
    if (myNdb.init()) APIERROR(myNdb.getNdbError());

    init_ndbrecord_info(myNdb);
    /*
     * Do different operations on database
     */
    do_insert(myNdb, accessType);
    do_update(myNdb, accessType);
    do_delete(myNdb, accessType);
    do_read(myNdb, accessType);
    do_mixed_read(myNdb);
    do_mixed_update(myNdb);
    do_read(myNdb, accessType);
    do_scan(myNdb, accessType);
    do_mixed_scan(myNdb);
    do_indexScan(myNdb, accessType);
    do_mixed_indexScan(myNdb);
    do_read_and_delete(myNdb);
    do_scan_update(myNdb, accessType);
    do_scan_delete(myNdb, accessType);
    do_scan_lock_reread(myNdb, accessType);
    do_all_extras_read(myNdb);
    do_secondary_indexScan(myNdb, accessType);
    do_secondary_indexScanEqual(myNdb, accessType);
    do_scan(myNdb, accessType);
    do_interpreted_update(myNdb, accessType);
    do_interpreted_scan(myNdb, accessType);
    do_read_using_default(myNdb);
}

```

```

do_scan(myNdb, accessType);
}

/*****
 * Create a table named api_recattr_vs_record if it does not exist *
 *****/
static void create_table(MYSQL &mysql)
{
    if (mysql_query(&mysql,
        "DROP TABLE IF EXISTS"
        "  api_recattr_vs_record"))
        MYSQLERROR(mysql);

    if (mysql_query(&mysql,
        "CREATE TABLE"
        "  api_recattr_vs_record"
        "    (ATTR1 INT UNSIGNED NOT NULL PRIMARY KEY,"
        "     ATTR2 INT UNSIGNED NOT NULL,"
        "     ATTR3 INT UNSIGNED NOT NULL)"
        "  ENGINE=NDB"))
        MYSQLERROR(mysql);

    /* Add ordered secondary index on 2 attributes, in reverse order */
    if (mysql_query(&mysql,
        "CREATE INDEX"
        "  MYINDEXNAME"
        "    ON api_recattr_vs_record"
        "    (ATTR3, ATTR2)"))
        MYSQLERROR(mysql);
}

/* Clunky statics for shared NdbRecord stuff */
static const NdbDictionary::Column *pattr1Col;
static const NdbDictionary::Column *pattr2Col;
static const NdbDictionary::Column *pattr3Col;

static const NdbRecord *pkeyColumnRecord;
static const NdbRecord *pallColsRecord;
static const NdbRecord *pkeyIndexRecord;
static const NdbRecord *psecondaryIndexRecord;

static int attr1ColNum;
static int attr2ColNum;
static int attr3ColNum;

/*****
 * Initialise NdbRecord structures for table and index access *
 *****/
static void init_ndbrecord_info(Ndb &myNdb)
{
    /* Here we create various NdbRecord structures for accessing
     * data using the tables and indexes on api_recattr_vs_record
     * We could use the default NdbRecord structures, but then
     * we wouldn't have the nice ability to read and write rows
     * to and from the RowData and IndexRow structs
     */
    NdbDictionary::Dictionary* myDict= myNdb.getDictionary();
    const NdbDictionary::Table *myTable=
        myDict->getTable("api_recattr_vs_record");

    NdbDictionary::RecordSpecification recordSpec[3];

    if (myTable == NULL)
        APIERROR(myDict->getNdbError());

    pattr1Col = myTable->getColumn("ATTR1");
    if (pattr1Col == NULL) APIERROR(myDict->getNdbError());
    pattr2Col = myTable->getColumn("ATTR2");
    if (pattr2Col == NULL) APIERROR(myDict->getNdbError());
    pattr3Col = myTable->getColumn("ATTR3");
    if (pattr3Col == NULL) APIERROR(myDict->getNdbError());
}

```

```

attr1ColNum = pattr1Col->getColumnNo();
attr2ColNum = pattr2Col->getColumnNo();
attr3ColNum = pattr3Col->getColumnNo();

// ATTR 1
recordSpec[0].column = pattr1Col;
recordSpec[0].offset = offsetof(RowData, attr1);
recordSpec[0].nullbit_byte_offset = 0; // Not nullable
recordSpec[0].nullbit_bit_in_byte = 0;

// ATTR 2
recordSpec[1].column = pattr2Col;
recordSpec[1].offset = offsetof(RowData, attr2);
recordSpec[1].nullbit_byte_offset = 0; // Not nullable
recordSpec[1].nullbit_bit_in_byte = 0;

// ATTR 3
recordSpec[2].column = pattr3Col;
recordSpec[2].offset = offsetof(RowData, attr3);
recordSpec[2].nullbit_byte_offset = 0; // Not nullable
recordSpec[2].nullbit_bit_in_byte = 0;

/* Create table record with just the primary key column */
pkeyColumnRecord =
    myDict->createRecord(myTable, recordSpec, 1, sizeof(recordSpec[0]));

if (pkeyColumnRecord == NULL) APIERROR(myDict->getNdbError());

/* Create table record with all the columns */
pallColsRecord =
    myDict->createRecord(myTable, recordSpec, 3, sizeof(recordSpec[0]));

if (pallColsRecord == NULL) APIERROR(myDict->getNdbError());

/* Create NdbRecord for primary index access */
const NdbDictionary::Index *myPIndex=
    myDict->getIndex("PRIMARY", "api_recattr_vs_record");

if (myPIndex == NULL)
    APIERROR(myDict->getNdbError());

pkeyIndexRecord =
    myDict->createRecord(myPIndex, recordSpec, 1, sizeof(recordSpec[0]));

if (pkeyIndexRecord == NULL) APIERROR(myDict->getNdbError());

/* Create Index NdbRecord for secondary index access
 * Note that we use the columns from the table to define the index
 * access record
 */
const NdbDictionary::Index *mySIndex=
    myDict->getIndex("MYINDEXNAME", "api_recattr_vs_record");

recordSpec[0].column= pattr3Col;
recordSpec[0].offset= offsetof(IndexRow, attr3);
recordSpec[0].nullbit_byte_offset=0;
recordSpec[0].nullbit_bit_in_byte=0;

recordSpec[1].column= pattr2Col;
recordSpec[1].offset= offsetof(IndexRow, attr2);
recordSpec[1].nullbit_byte_offset=0;
recordSpec[1].nullbit_bit_in_byte=1;

/* Create NdbRecord for accessing via secondary index */
psecondaryIndexRecord =
    myDict->createRecord(mySIndex,
                        recordSpec,
                        2,
                        sizeof(recordSpec[0]));

```

```

if (psecondaryIndexRecord == NULL)
    APIERROR(myDict->getNdbError());
}

/*****
 * Using 5 transactions, insert 10 tuples in table: (0,0),(1,1),...,(9,9) *
 *****/
static void do_insert(Ndb &myNdb, ApiType accessType)
{
    NdbDictionary::Dictionary* myDict= myNdb.getDictionary();
    const NdbDictionary::Table *myTable=
        myDict->getTable("api_recattrib_vs_record");

    std::cout << "Running do_insert\n";

    if (myTable == NULL)
        APIERROR(myDict->getNdbError());

    for (int i = 0; i < 5; i++) {
        NdbTransaction *myTransaction= myNdb.startTransaction();
        if (myTransaction == NULL) APIERROR(myNdb.getNdbError());

        switch (accessType)
        {
        case api_attr :
            {
                NdbOperation *myOperation= myTransaction->getNdbOperation(myTable);
                if (myOperation == NULL) APIERROR(myTransaction->getNdbError());

                myOperation->insertTuple();
                myOperation->equal("ATTR1", i);
                myOperation->setValue("ATTR2", i);
                myOperation->setValue("ATTR3", i);

                myOperation= myTransaction->getNdbOperation(myTable);

                if (myOperation == NULL) APIERROR(myTransaction->getNdbError());
                myOperation->insertTuple();
                myOperation->equal("ATTR1", i+5);
                myOperation->setValue("ATTR2", i+5);
                myOperation->setValue("ATTR3", i+5);
                break;
            }
        case api_record :
            {
                RowData row;

                row.attr1= row.attr2= row.attr3= i;

                const NdbOperation *pop1=
                    myTransaction->insertTuple(pallColsRecord, (char *) &row);
                if (pop1 == NULL) APIERROR(myTransaction->getNdbError());

                row.attr1= row.attr2= row.attr3= i+5;

                const NdbOperation *pop2=
                    myTransaction->insertTuple(pallColsRecord, (char *) &row);
                if (pop2 == NULL) APIERROR(myTransaction->getNdbError());

                break;
            }
        default :
            {
                std::cout << "Bad branch : " << accessType << "\n";
                exit(-1);
            }
        }

        if (myTransaction->execute( NdbTransaction::Commit ) == -1)
            APIERROR(myTransaction->getNdbError());
    }
}

```

```

    myNdb.closeTransaction(myTransaction);
}

std::cout << "-----\n";
}

/*****
 * Update the second attribute in half of the tuples (adding 10) *
 *****/
static void do_update(Ndb &myNdb, ApiType accessType)
{
    NdbDictionary::Dictionary* myDict= myNdb.getDictionary();
    const NdbDictionary::Table *myTable=
        myDict->getTable("api_recattr_vs_record");

    std::cout << "Running do_update\n";

    for (int i = 0; i < 10; i+=2) {
        NdbTransaction *myTransaction= myNdb.startTransaction();
        if (myTransaction == NULL) APIERROR(myNdb.getNdbError());

        switch (accessType)
        {
            case api_attr :
            {
                NdbOperation *myOperation= myTransaction->getNdbOperation(myTable);
                if (myOperation == NULL) APIERROR(myTransaction->getNdbError());

                myOperation->updateTuple();
                myOperation->equal( "ATTR1", i );
                myOperation->setValue( "ATTR2", i+10);
                myOperation->setValue( "ATTR3", i+20);
                break;
            }
            case api_record :
            {
                RowData row;
                row.attr1=i;
                row.attr2=i+10;
                row.attr3=i+20;

                /* Since we're using an NdbRecord with all columns in it to
                 * specify the updated columns, we need to create a mask to
                 * indicate that we are only updating attr2 and attr3.
                 */
                unsigned char attrMask=(1<<attr2ColNum) | (1<<attr3ColNum);

                const NdbOperation *pop =
                    myTransaction->updateTuple(pkeyColumnRecord, (char*) &row,
                                                pallsColsRecord, (char*) &row,
                                                &attrMask);

                if (pop==NULL) APIERROR(myTransaction->getNdbError());
                break;
            }
            default :
            {
                std::cout << "Bad branch : " << accessType << "\n";
                exit(-1);
            }
        }

        if( myTransaction->execute( NdbTransaction::Commit ) == -1 )
            APIERROR(myTransaction->getNdbError());

        myNdb.closeTransaction(myTransaction);
    }

    std::cout << "-----\n";
};

```

```

/*****
 * Delete one tuple (the one with primary key 3) *
 *****/
static void do_delete(Ndb &myNdb, ApiType accessType)
{
    NdbDictionary::Dictionary* myDict= myNdb.getDictionary();
    const NdbDictionary::Table *myTable=
        myDict->getTable("api_recattr_vs_record");

    std::cout << "Running do_delete\n";

    if (myTable == NULL)
        APIERROR(myDict->getNdbError());

    NdbTransaction *myTransaction= myNdb.startTransaction();
    if (myTransaction == NULL) APIERROR(myNdb.getNdbError());

    switch (accessType)
    {
    case api_attr :
        {
            NdbOperation *myOperation= myTransaction->getNdbOperation(myTable);
            if (myOperation == NULL) APIERROR(myTransaction->getNdbError());

            myOperation->deleteTuple();
            myOperation->equal( "ATTR1", 3 );
            break;
        }
    case api_record :
        {
            RowData keyInfo;
            keyInfo.attr1=3;

            const NdbOperation *pop=
                myTransaction->deleteTuple(pkeyColumnRecord,
                    (char*) &keyInfo,
                    pAllColsRecord);

            if (pop==NULL) APIERROR(myTransaction->getNdbError());
            break;
        }
    default :
        {
            std::cout << "Bad branch : " << accessType << "\n";
            exit(-1);
        }
    }

    if (myTransaction->execute(NdbTransaction::Commit) == -1)
        APIERROR(myTransaction->getNdbError());

    myNdb.closeTransaction(myTransaction);

    std::cout << "-----\n";
}

/*****
 * Update the second attribute in half of the tuples (adding 10) *
 *****/
static void do_mixed_update(Ndb &myNdb)
{
    /* This method performs an update using a mix of NdbRecord
     * supplied attributes, and extra setvalues provided by
     * the OperationOptions structure.
     */
    std::cout << "Running do_mixed_update (NdbRecord only)\n";

    for (int i = 0; i < 10; i+=2) {
        NdbTransaction *myTransaction= myNdb.startTransaction();
        if (myTransaction == NULL) APIERROR(myNdb.getNdbError());
    }
}

```

```

RowData row;
row.attr1=i;
row.attr2=i+30;

/* Only attr2 is updated vian NDBRecord */
unsigned char attrMask= (1<<attr2ColNum);

NdbOperation::SetValueSpec setvalsspecs[1];

/* Value to set attr3 to */
Uint32 dataSource= i + 40;

setvalsspecs[0].column = pattr3Col;
setvalsspecs[0].value = &dataSource;

NdbOperation::OperationOptions opts;
opts.optionsPresent= NdbOperation::OperationOptions::OO_SETVALUE;
opts.extraSetValues= &setvalsspecs[0];
opts.numExtraSetValues= 1;

// Define mixed operation in one call to NDBAPI
const NdbOperation *pop =
    myTransaction->updateTuple(pkeyColumnRecord, (char*) &row,
                              pattr3ColRecord, (char*) &row,
                              &attrMask,
                              &opts);

if (pop==NULL) APIERROR(myTransaction->getNdbError());

if( myTransaction->execute( NdbTransaction::Commit ) == -1 )
    APIERROR(myTransaction->getNdbError());

myNdb.closeTransaction(myTransaction);
}

std::cout << "-----\n";
}

/*****
 * Read and print all tuples using PK access *
 *****/
static void do_read(Ndb &myNdb, ApiType accessType)
{
    NdbDictionary::Dictionary* myDict= myNdb.getDictionary();
    const NdbDictionary::Table *myTable=
        myDict->getTable("api_recattr_vs_record");

    std::cout << "Running do_read\n";

    if (myTable == NULL)
        APIERROR(myDict->getNdbError());

    std::cout << "ATTR1 ATTR2 ATTR3" << std::endl;

    for (int i = 0; i < 10; i++) {
        NdbTransaction *myTransaction= myNdb.startTransaction();
        if (myTransaction == NULL) APIERROR(myNdb.getNdbError());

        RowData rowData;
        NdbRecAttr *myRecAttr;
        NdbRecAttr *myRecAttr2;

        switch (accessType)
        {
            case api_attr :
            {
                NdbOperation *myOperation= myTransaction->getNdbOperation(myTable);
                if (myOperation == NULL) APIERROR(myTransaction->getNdbError());
            }
        }
    }
}

```

```

myOperation->readTuple(NdbOperation::LM_Read);
myOperation->equal("ATTR1", i);

myRecAttr= myOperation->getValue("ATTR2", NULL);
if (myRecAttr == NULL) APIERROR(myTransaction->getNdbError());

myRecAttr2=myOperation->getValue("ATTR3", NULL);
if (myRecAttr2 == NULL) APIERROR(myTransaction->getNdbError());

break;
}
case api_record :
{
rowData.attr1=i;
const NdbOperation *pop=
myTransaction->readTuple(pkeyColumnRecord,
(char*) &rowData,
pallColsRecord, // Read PK+ATTR2+ATTR3
(char*) &rowData);
if (pop==NULL) APIERROR(myTransaction->getNdbError());

break;
}
default :
{
std::cout << "Bad branch : " << accessType << "\n";
exit(-1);
}
}

if(myTransaction->execute( NdbTransaction::Commit ) == -1)
APIERROR(myTransaction->getNdbError());

if (myTransaction->getNdbError().classification == NdbError::NoDataFound)
if (i == 3)
std::cout << "Deleted tuple does not exist." << std::endl;
else
APIERROR(myTransaction->getNdbError());

switch (accessType)
{
case api_attr :
{
if (i != 3) {
printf(" %2d %2d %2d\n",
i,
myRecAttr->u_32_value(),
myRecAttr2->u_32_value());
}
break;
}
case api_record :
{
if (i !=3) {
printf(" %2d %2d %2d\n",
i,
rowData.attr2,
rowData.attr3);
}
break;
}
default :
{
std::cout << "Bad branch : " << accessType << "\n";
exit(-1);
}
}

myNdb.closeTransaction(myTransaction);
}

std::cout << "-----\n";

```



```

}

/*****
 * Read and print all tuples *
 *****/
static void do_mixed_read(Ndb &myNdb)
{
    std::cout << "Running do_mixed_read (NdbRecord only)\n";

    std::cout << "ATTR1 ATTR2 ATTR3 COMMIT_COUNT" << std::endl;

    for (int i = 0; i < 10; i++) {
        NdbTransaction *myTransaction= myNdb.startTransaction();
        if (myTransaction == NULL) APIERROR(myNdb.getNdbError());

        RowData rowData;
        NdbRecAttr *myRecAttr3, *myRecAttrCC;

        /* Start with NdbRecord read of ATTR2, and then add
         * getValue NdbRecAttr read of ATTR3 and Commit count
         */
        NdbOperation::GetValueSpec extraCols[2];

        extraCols[0].column=pattr3Col;
        extraCols[0].appStorage=NULL;
        extraCols[0].recAttr=NULL;

        extraCols[1].column=NdbDictionary::Column::COMMIT_COUNT;
        extraCols[1].appStorage=NULL;
        extraCols[1].recAttr=NULL;

        NdbOperation::OperationOptions opts;
        opts.optionsPresent = NdbOperation::OperationOptions::OO_GETVALUE;

        opts.extraGetValues= &extraCols[0];
        opts.numExtraGetValues= 2;

        /* We only read attr2 using the normal NdbRecord access */
        unsigned char attrMask= (1<<attr2ColNum);

        // Set PK search criteria
        rowData.attr1= i;

        const NdbOperation *pop=
            myTransaction->readTuple(pkeyColumnRecord,
                                    (char*) &rowData,
                                    pAllColsRecord, // Read all with mask
                                    (char*) &rowData,
                                    NdbOperation::LM_Read,
                                    &attrMask, // result_mask
                                    &opts);
        if (pop==NULL) APIERROR(myTransaction->getNdbError());

        myRecAttr3= extraCols[0].recAttr;
        myRecAttrCC= extraCols[1].recAttr;

        if (myRecAttr3 == NULL) APIERROR(myTransaction->getNdbError());
        if (myRecAttrCC == NULL) APIERROR(myTransaction->getNdbError());

        if(myTransaction->execute( NdbTransaction::Commit ) == -1)
            APIERROR(myTransaction->getNdbError());

        if (myTransaction->getNdbError().classification == NdbError::NoDataFound)
            if (i == 3)
                std::cout << "Deleted tuple does not exist." << std::endl;
            else
                APIERROR(myTransaction->getNdbError());

        if (i !=3) {
            printf(" %2d    %2d    %2d    %d\n",

```

```

        rowData.attr1,
        rowData.attr2,
        myRecAttr3->u_32_value(),
        myRecAttrCC->u_32_value()
    );
}

myNdb.closeTransaction(myTransaction);
}

std::cout << "-----\n";
}

/*****
 * Read and print all tuples via table scan *
 *****/
static void do_scan(Ndb &myNdb, ApiType accessType)
{
    NdbDictionary::Dictionary* myDict= myNdb.getDictionary();
    const NdbDictionary::Table *myTable=
        myDict->getTable("api_recattr_vs_record");

    std::cout << "Running do_scan\n";

    if (myTable == NULL)
        APIERROR(myDict->getNdbError());

    std::cout << "ATTR1 ATTR2 ATTR3" << std::endl;

    NdbTransaction *myTransaction=myNdb.startTransaction();
    if (myTransaction == NULL) APIERROR(myNdb.getNdbError());

    NdbScanOperation *psop;
    NdbRecAttr *recAttrAttr1;
    NdbRecAttr *recAttrAttr2;
    NdbRecAttr *recAttrAttr3;

    switch (accessType)
    {
        case api_attr :
        {
            psop=myTransaction->getNdbScanOperation(myTable);

            if (psop == NULL) APIERROR(myTransaction->getNdbError());

            if (psop->readTuples(NdbOperation::LM_Read) != 0)
                APIERROR (myTransaction->getNdbError());

            recAttrAttr1=psop->getValue("ATTR1");
            recAttrAttr2=psop->getValue("ATTR2");
            recAttrAttr3=psop->getValue("ATTR3");

            break;
        }
        case api_record :
        {
            /* Note that no row ptr is passed to the NdbRecord scan operation
             * The scan will fetch a batch and give the user a series of pointers
             * to rows in the batch in nextResult() below
             */
            psop=myTransaction->scanTable(pallColsRecord,
                NdbOperation::LM_Read);

            if (psop == NULL) APIERROR(myTransaction->getNdbError());

            break;
        }
        default :
        {
            std::cout << "Bad branch : " << accessType << "\n";
            exit(-1);
        }
    }
}

```

```

}

if(myTransaction->execute( NdbTransaction::NoCommit ) != 0)
    APIERROR(myTransaction->getNdbError());

switch (accessType)
{
case api_attr :
{
while (psop->nextResult(true) == 0)
{
printf(" %2d    %2d    %2d\n",
        recAttrAttr1->u_32_value(),
        recAttrAttr2->u_32_value(),
        recAttrAttr3->u_32_value());
}

psop->close();

break;
}
case api_record :
{
RowData *prowData; // Ptr to point to our data

int rc=0;

/* Ask nextResult to update out ptr to point to the next
 * row from the scan
 */
while ((rc = psop->nextResult((const char**) &prowData,
                             true,
                             false)) == 0)
{
printf(" %2d    %2d    %2d\n",
        prowData->attr1,
        prowData->attr2,
        prowData->attr3);
}

if (rc != 1) APIERROR(myTransaction->getNdbError());

psop->close(true);

break;
}
default :
{
std::cout << "Bad branch : " << accessType << "\n";
exit(-1);
}
}

if(myTransaction->execute( NdbTransaction::Commit ) !=0)
    APIERROR(myTransaction->getNdbError());

myNdb.closeTransaction(myTransaction);

std::cout << "-----\n";
}

/*****
 * Read and print all tuples via table scan and mixed read *
 *****/
static void do_mixed_scan(Ndb &myNdb)
{
std::cout << "Running do_mixed_scan(NdbRecord only)\n";

std::cout << "ATTR1 ATTR2 ATTR3" << std::endl;

NdbTransaction *myTransaction=myNdb.startTransaction();
if (myTransaction == NULL) APIERROR(myNdb.getNdbError());

```

```

NdbScanOperation *psop;
NdbRecAttr *recAttrAttr3;

/* Set mask so that NdbRecord scan reads attr1 and attr2 only */
unsigned char attrMask=((1<<attr1ColNum) | (1<<attr2ColNum));

/* Define extra get value to get attr3 */
NdbOperation::GetValueSpec extraGets[1];
extraGets[0].column = pattr3Col;
extraGets[0].appStorage= 0;
extraGets[0].recAttr= 0;

NdbScanOperation::ScanOptions options;
options.optionsPresent= NdbScanOperation::ScanOptions::SO_GETVALUE;
options.extraGetValues= &extraGets[0];
options.numExtraGetValues= 1;

psop=myTransaction->scanTable(pallColsRecord,
                             NdbOperation::LM_Read,
                             &attrMask,
                             &options,
                             sizeof(NdbScanOperation::ScanOptions));
if (psop == NULL) APIERROR(myTransaction->getNdbError());

/* RecAttr for the extra get has been set by the operation definition */
recAttrAttr3 = extraGets[0].recAttr;

if (recAttrAttr3 == NULL) APIERROR(myTransaction->getNdbError());

if(myTransaction->execute( NdbTransaction::NoCommit ) != 0)
    APIERROR(myTransaction->getNdbError());

RowData *prowData; // Ptr to point to our data

int rc=0;

while ((rc = psop->nextResult((const char**) &prowData,
                             true,
                             false)) == 0)
{
    printf(" %2d    %2d    %2d\n",
           prowData->attr1,
           prowData->attr2,
           recAttrAttr3->u_32_value());
}

if (rc != 1) APIERROR(myTransaction->getNdbError());

psop->close(true);

if(myTransaction->execute( NdbTransaction::Commit ) !=0)
    APIERROR(myTransaction->getNdbError());

myNdb.closeTransaction(myTransaction);

std::cout << "-----\n";
}

/*****
 * Read and print all tuples via primary ordered index scan *
 *****/
static void do_indexScan(Ndb &myNdb, ApiType accessType)
{
    NdbDictionary::Dictionary* myDict= myNdb.getDictionary();
    const NdbDictionary::Index *myPIndex=
        myDict->getIndex("PRIMARY", "api_recattr_vs_record");

    std::cout << "Running do_indexScan\n";
}

```

```

if (myPIndex == NULL)
    APIERROR(myDict->getNdbError());

std::cout << "ATTR1 ATTR2 ATTR3" << std::endl;

NdbTransaction *myTransaction=myNdb.startTransaction();
if (myTransaction == NULL) APIERROR(myNdb.getNdbError());

NdbIndexScanOperation *psop;

/* RecAttrs for NdbRecAttr Api */
NdbRecAttr *recAttrAttr1;
NdbRecAttr *recAttrAttr2;
NdbRecAttr *recAttrAttr3;

switch (accessType)
{
    case api_attr :
    {
        psop=myTransaction->getNdbIndexScanOperation(myPIndex);

        if (psop == NULL) APIERROR(myTransaction->getNdbError());

        /* Multi read range is not supported for the NdbRecAttr scan
         * API, so we just read one range.
         */
        Uint32 scanFlags=
            NdbScanOperation::SF_OrderBy |
            NdbScanOperation::SF_MultiRange |
            NdbScanOperation::SF_ReadRangeNo;

        if (psop->readTuples(NdbOperation::LM_Read,
                            scanFlags,
                            (Uint32) 0,           // batch
                            (Uint32) 0) != 0)     // parallel
            APIERROR (myTransaction->getNdbError());

        /* Add a bound
         * Tuples where ATTR1 >=2 and < 4
         * 2,[3 deleted]
         */
        Uint32 low=2;
        Uint32 high=4;

        if (psop->setBound("ATTR1",
                          NdbIndexScanOperation::BoundLE, (char*)&low))
            APIERROR(myTransaction->getNdbError());

        if (psop->setBound("ATTR1",
                          NdbIndexScanOperation::BoundGT, (char*)&high))
            APIERROR(myTransaction->getNdbError());

        if (psop->end_of_bound(0))
            APIERROR(psop->getNdbError());

        /* Second bound
         * Tuples where ATTR1 > 5 and <=9
         * 6,7,8,9
         */
        low=5;
        high=9;
        if (psop->setBound("ATTR1",
                          NdbIndexScanOperation::BoundLT, (char*)&low))
            APIERROR(myTransaction->getNdbError());

        if (psop->setBound("ATTR1",
                          NdbIndexScanOperation::BoundGE, (char*)&high))
            APIERROR(myTransaction->getNdbError());

        if (psop->end_of_bound(1))
            APIERROR(psop->getNdbError());
    }
}

```

```

/* Read all columns */
recAttrAttr1=psop->getValue("ATTR1");
recAttrAttr2=psop->getValue("ATTR2");
recAttrAttr3=psop->getValue("ATTR3");

break;
}
case api_record :
{
/* NdbRecord supports scanning multiple ranges using a
 * single index scan operation
 */
  Uint32 scanFlags =
    NdbScanOperation::SF_OrderBy |
    NdbScanOperation::SF_MultiRange |
    NdbScanOperation::SF_ReadRangeNo;

  NdbScanOperation::ScanOptions options;
  options.optionsPresent=NdbScanOperation::ScanOptions::SO_SCANFLAGS;
  options.scan_flags=scanFlags;

  psop=myTransaction->scanIndex(pkeyIndexRecord,
                                pAllColsRecord,
                                NdbOperation::LM_Read,
                                NULL, // no mask; read all columns
                                    // in result record
                                NULL, // bound defined later
                                &options,
                                sizeof(NdbScanOperation::ScanOptions));

  if (psop == NULL) APIERROR(myTransaction->getNdbError());

  /* Add a bound
   * Tuples where ATTR1 >=2 and < 4
   * 2,[3 deleted]
   */
  Uint32 low=2;
  Uint32 high=4;

  NdbIndexScanOperation::IndexBound bound;
  bound.low_key=(char*)&low;
  bound.low_key_count=1;
  bound.low_inclusive=true;
  bound.high_key=(char*)&high;
  bound.high_key_count=1;
  bound.high_inclusive=false;
  bound.range_no=0;

  if (psop->setBound(pkeyIndexRecord, bound))
    APIERROR(myTransaction->getNdbError());

  /* Second bound
   * Tuples where ATTR1 > 5 and <=9
   * 6,7,8,9
   */
  low=5;
  high=9;

  bound.low_key=(char*)&low;
  bound.low_key_count=1;
  bound.low_inclusive=false;
  bound.high_key=(char*)&high;
  bound.high_key_count=1;
  bound.high_inclusive=true;
  bound.range_no=1;

  if (psop->setBound(pkeyIndexRecord, bound))
    APIERROR(myTransaction->getNdbError());

  break;
}
default :

```

```

    {
        std::cout << "Bad branch : " << accessType << "\n";
        exit(-1);
    }
}

if(myTransaction->execute( NdbTransaction::NoCommit ) != 0)
    APIERROR(myTransaction->getNdbError());

if (myTransaction->getNdbError().code != 0)
    APIERROR(myTransaction->getNdbError());

switch (accessType)
{
    case api_attr :
    {
        while (psop->nextResult(true) == 0)
        {
            printf(" %2d    %2d    %2d    Range no : %2d\n",
                recAttrAttr1->u_32_value(),
                recAttrAttr2->u_32_value(),
                recAttrAttr3->u_32_value(),
                psop->get_range_no());
        }

        psop->close();

        break;
    }
    case api_record :
    {
        RowData *prowData; // Ptr to point to our data

        int rc=0;

        while ((rc = psop->nextResult((const char**) &prowData,
            true,
            false)) == 0)
        {
            // printf(" PTR : %d\n", (int) prowData);
            printf(" %2d    %2d    %2d    Range no : %2d\n",
                prowData->attr1,
                prowData->attr2,
                prowData->attr3,
                psop->get_range_no());
        }

        if (rc != 1) APIERROR(myTransaction->getNdbError());

        psop->close(true);

        break;
    }
    default :
    {
        std::cout << "Bad branch : " << accessType << "\n";
        exit(-1);
    }
}

if(myTransaction->execute( NdbTransaction::Commit ) !=0)
    APIERROR(myTransaction->getNdbError());

myNdb.closeTransaction(myTransaction);

std::cout << "-----\n";
}

/*****
 * Read and print all tuples via index scan using mixed NdbRecord access *
*****/

```

```

*****/
static void do_mixed_indexScan(Ndb &myNdb)
{
    NdbDictionary::Dictionary* myDict= myNdb.getDictionary();
    const NdbDictionary::Index *myPIndex=
        myDict->getIndex("PRIMARY", "api_recattr_vs_record");

    std::cout << "Running do_mixed_indexScan\n";

    if (myPIndex == NULL)
        APIERROR(myDict->getNdbError());

    std::cout << "ATTR1 ATTR2 ATTR3" << std::endl;

    NdbTransaction *myTransaction=myNdb.startTransaction();
    if (myTransaction == NULL) APIERROR(myNdb.getNdbError());

    NdbIndexScanOperation *psop;
    NdbRecAttr *recAttrAttr3;

    Uint32 scanFlags =
        NdbScanOperation::SF_OrderBy |
        NdbScanOperation::SF_MultiRange |
        NdbScanOperation::SF_ReadRangeNo;

    /* We'll get Attr3 via ScanOptions */
    unsigned char attrMask=((1<<attr1ColNum) | (1<<attr2ColNum));

    NdbOperation::GetValueSpec extraGets[1];
    extraGets[0].column= pattr3Col;
    extraGets[0].appStorage= NULL;
    extraGets[0].recAttr= NULL;

    NdbScanOperation::ScanOptions options;
    options.optionsPresent=
        NdbScanOperation::ScanOptions::SO_SCANFLAGS |
        NdbScanOperation::ScanOptions::SO_GETVALUE;
    options.scan_flags= scanFlags;
    options.extraGetValues= &extraGets[0];
    options.numExtraGetValues= 1;

    psop=myTransaction->scanIndex(pkeyIndexRecord,
                                  pallColsRecord,
                                  NdbOperation::LM_Read,
                                  &attrMask, // mask
                                  NULL, // bound defined below
                                  &options,
                                  sizeof(NdbScanOperation::ScanOptions));

    if (psop == NULL) APIERROR(myTransaction->getNdbError());

    /* Grab RecAttr now */
    recAttrAttr3= extraGets[0].recAttr;

    /* Add a bound
     * ATTR1 >= 2, < 4
     * 2,[3 deleted]
     */
    Uint32 low=2;
    Uint32 high=4;

    NdbIndexScanOperation::IndexBound bound;
    bound.low_key=(char*)&low;
    bound.low_key_count=1;
    bound.low_inclusive=true;
    bound.high_key=(char*)&high;
    bound.high_key_count=1;
    bound.high_inclusive=false;
    bound.range_no=0;

    if (psop->setBound(pkeyIndexRecord, bound))
        APIERROR(myTransaction->getNdbError());
}

```



```

/* Second bound
 * ATTR1 > 5, <= 9
 * 6,7,8,9
 */
low=5;
high=9;

bound.low_key=(char*)&low;
bound.low_key_count=1;
bound.low_inclusive=false;
bound.high_key=(char*)&high;
bound.high_key_count=1;
bound.high_inclusive=true;
bound.range_no=1;

if (psop->setBound(pkeyIndexRecord, bound))
    APIERROR(myTransaction->getNdbError());

if(myTransaction->execute( NdbTransaction::NoCommit ) != 0)
    APIERROR(myTransaction->getNdbError());

RowData *prowData; // Ptr to point to our data

int rc=0;

while ((rc = psop->nextResult((const char**) &prowData,
                             true,
                             false)) == 0)
{
    printf(" %2d    %2d    %2d    Range no : %2d\n",
           prrowData->attr1,
           prrowData->attr2,
           recAttrAttr3->u_32_value(),
           psop->get_range_no());
}

if (rc != 1) APIERROR(myTransaction->getNdbError());

psop->close(true);

if(myTransaction->execute( NdbTransaction::Commit ) !=0)
    APIERROR(myTransaction->getNdbError());

myNdb.closeTransaction(myTransaction);

std::cout << "-----\n";
}

/*****
 * Read + Delete one tuple (the one with primary key 8) *
 *****/
static void do_read_and_delete(Ndb &myNdb)
{
    /* This procedure performs a single operation, single round
     * trip read and then delete of a tuple, specified by
     * primary key
     */
    std::cout << "Running do_read_and_delete (NdbRecord only)\n";

    NdbTransaction *myTransaction= myNdb.startTransaction();
    if (myTransaction == NULL) APIERROR(myNdb.getNdbError());

    RowData row;
    row.attr1=8;
    row.attr2=0; // Don't care
    row.attr3=0; // Don't care

    /* We'll also read some extra columns while we're
     * reading + deleting

```

```

*/
NdbOperation::OperationOptions options;
NdbOperation::GetValueSpec extraGets[2];
extraGets[0].column = pattr3Col;
extraGets[0].appStorage = NULL;
extraGets[0].recAttr = NULL;
extraGets[1].column = NdbDictionary::Column::COMMIT_COUNT;
extraGets[1].appStorage = NULL;
extraGets[1].recAttr = NULL;

options.optionsPresent= NdbOperation::OperationOptions::OO_GETVALUE;
options.extraGetValues= &extraGets[0];
options.numExtraGetValues= 2;

unsigned char attrMask = (1<<attr2ColNum); // Only read Col2 into row

const NdbOperation *pop=
    myTransaction->deleteTuple(pkeyColumnRecord, // Spec of key used
                              (char*) &row, // Key information
                              pcolsRecord, // Spec of columns to read
                              (char*) &row, // Row to read values into
                              &attrMask, // Cols to read as part of delete
                              &options,
                              sizeof(NdbOperation::OperationOptions));

if (pop==NULL) APIERROR(myTransaction->getNdbError());

if (myTransaction->execute(NdbTransaction::Commit) == -1)
    APIERROR(myTransaction->getNdbError());

std::cout << "ATTR1 ATTR2 ATTR3 COMMITS" << std::endl;
printf(" %2d    %2d    %2d    %2d\n",
        row.attr1,
        row.attr2,
        extraGets[0].recAttr->u_32_value(),
        extraGets[1].recAttr->u_32_value());

myNdb.closeTransaction(myTransaction);

std::cout << "-----\n";
}

/* Some handy consts for scan control */
static const int GOT_ROW= 0;
static const int NO_MORE_ROWS= 1;
static const int NEED_TO_FETCH_ROWS= 2;

/*****
 * Read and update all tuples via table scan *
 *****/
static void do_scan_update(Ndb &myNdb, ApiType accessType)
{
    NdbDictionary::Dictionary* myDict= myNdb.getDictionary();
    const NdbDictionary::Table *myTable=
        myDict->getTable("api_recattr_vs_record");

    if (myTable == NULL)
        APIERROR(myDict->getNdbError());

    std::cout << "Running do_scan_update\n";

    NdbTransaction *myTransaction=myNdb.startTransaction();
    if (myTransaction == NULL) APIERROR(myNdb.getNdbError());

    NdbScanOperation *psop;
    NdbRecAttr *recAttrAttr1;
    NdbRecAttr *recAttrAttr2;
    NdbRecAttr *recAttrAttr3;

    switch (accessType)
    {
        case api_attr :

```

```

{
    psop=myTransaction->getNdbScanOperation(myTable);

    if (psop == NULL) APIERROR(myTransaction->getNdbError());

    /* When we want to operate on the tuples returned from a
     * scan, we need to request the tuple's keyinfo is
     * returned, with SF_KeyInfo
     */
    if (psop->readTuples(NdbOperation::LM_Read,
                       NdbScanOperation::SF_KeyInfo) != 0)
        APIERROR (myTransaction->getNdbError());

    recAttrAttr1=psop->getValue("ATTR1");
    recAttrAttr2=psop->getValue("ATTR2");
    recAttrAttr3=psop->getValue("ATTR3");

    break;
}
case api_record :
{
    NdbScanOperation::ScanOptions options;
    options.optionsPresent= NdbScanOperation::ScanOptions::SO_SCANFLAGS;
    options.scan_flags= NdbScanOperation::SF_KeyInfo;

    psop=myTransaction->scanTable(pallColsRecord,
                                NdbOperation::LM_Read,
                                NULL, // mask - read all columns
                                &options,
                                sizeof(NdbScanOperation::ScanOptions));

    if (psop == NULL) APIERROR(myTransaction->getNdbError());

    break;
}
default :
{
    std::cout << "Bad branch : " << accessType << "\n";
    exit(-1);
}
}

if(myTransaction->execute( NdbTransaction::NoCommit ) != 0)
    APIERROR(myTransaction->getNdbError());

switch (accessType)
{
    case api_attr :
    {

        int result= NEED_TO_FETCH_ROWS;
        Uint32 processed= 0;

        while (result == NEED_TO_FETCH_ROWS)
        {
            bool fetch=true;
            while ((result = psop->nextResult(fetch)) == GOT_ROW)
            {
                fetch= false;
                Uint32 col2Value=recAttrAttr2->u_32_value();

                NdbOperation *op=psop->updateCurrentTuple();
                if (op==NULL)
                    APIERROR(myTransaction->getNdbError());
                op->setValue("ATTR2", (10*col2Value));

                processed++;
            }
        }
        if (result < 0)
            APIERROR(myTransaction->getNdbError());
    }
}

```

```

    if (processed !=0)
    {
        // Need to execute

        if(myTransaction->execute( NdbTransaction::NoCommit ) != 0)
            APIERROR(myTransaction->getNdbError());
        processed=0;
    }
}

psop->close();

break;
}
case api_record :
{
    RowData *prowData; // Ptr to point to our data

    int result= NEED_TO_FETCH_ROWS;
    Uint32 processed=0;

    while (result == NEED_TO_FETCH_ROWS)
    {
        bool fetch= true;
        while ((result = psop->nextResult((const char**) &prowData,
                                         fetch, false)) == GOT_ROW)
        {
            fetch= false;

            /* Copy row into a stack variable */
            RowData r= *prowData;

            /* Modify attr2 */
            r.attr2*= 10;

            /* Update it */
            const NdbOperation *op = psop->updateCurrentTuple(myTransaction,
                                                             pAllColsRecord,
                                                             (char*) &r);

            if (op==NULL)
                APIERROR(myTransaction->getNdbError());

            processed ++;
        }

        if (result < 0)
            APIERROR(myTransaction->getNdbError());

        if (processed !=0)
        {
            /* To get here, there are no more cached scan results,
             * and some row updates that we've not sent yet.
             * Send them before we try to get another batch, or
             * finish.
             */
            if (myTransaction->execute( NdbTransaction::NoCommit ) != 0)
                APIERROR(myTransaction->getNdbError());
            processed=0;
        }
    }

    psop->close(true);

    break;
}
default :
{
    std::cout << "Bad branch : " << accessType << "\n";
    exit(-1);
}
}

```

```

}

if(myTransaction->execute( NdbTransaction::Commit ) !=0)
    APIERROR(myTransaction->getNdbError());

myNdb.closeTransaction(myTransaction);

std::cout << "-----\n";
}

/*****
 * Read all and delete some tuples via table scan *
 *****/
static void do_scan_delete(Ndb &myNdb, ApiType accessType)
{
    NdbDictionary::Dictionary* myDict= myNdb.getDictionary();
    const NdbDictionary::Table *myTable=
        myDict->getTable("api_recattr_vs_record");

    if (myTable == NULL)
        APIERROR(myDict->getNdbError());

    std::cout << "Running do_scan_delete\n";

    NdbTransaction *myTransaction=myNdb.startTransaction();
    if (myTransaction == NULL) APIERROR(myNdb.getNdbError());

    NdbScanOperation *psop;
    NdbRecAttr *recAttrAttr1;

    /* Scan, retrieving first column.
     * Delete particular records, based on first column
     * Read third column as part of delete
     */
    switch (accessType)
    {
        case api_attr :
        {
            psop=myTransaction->getNdbScanOperation(myTable);

            if (psop == NULL) APIERROR(myTransaction->getNdbError());

            /* Need KeyInfo when performing scanning delete */
            if (psop->readTuples(NdbOperation::LM_Read,
                               NdbScanOperation::SF_KeyInfo) != 0)
                APIERROR (myTransaction->getNdbError());

            recAttrAttr1=psop->getValue("ATTR1");

            break;
        }
        case api_record :
        {

            NdbScanOperation::ScanOptions options;
            options.optionsPresent=NdbScanOperation::ScanOptions::SO_SCANFLAGS;
            /* Need KeyInfo when performing scanning delete */
            options.scan_flags=NdbScanOperation::SF_KeyInfo;

            psop=myTransaction->scanTable(pkeyColumnRecord,
                                         NdbOperation::LM_Read,
                                         NULL, // mask
                                         &options,
                                         sizeof(NdbScanOperation::ScanOptions));

            if (psop == NULL) APIERROR(myTransaction->getNdbError());

            break;
        }
        default :
        {

```

```

    std::cout << "Bad branch : " << accessType << "\n";
    exit(-1);
}
}

if(myTransaction->execute( NdbTransaction::NoCommit ) != 0)
    APIERROR(myTransaction->getNdbError());

switch (accessType)
{
    case api_attr :
    {
        int result= NEED_TO_FETCH_ROWS;
        Uint32 processed=0;

        while (result == NEED_TO_FETCH_ROWS)
        {
            bool fetch=true;
            while ((result = psop->nextResult(fetch)) == GOT_ROW)
            {
                fetch= false;
                Uint32 collValue=recAttrAttr1->u_32_value();

                if (collValue == 2)
                {
                    /* Note : We cannot do a delete pre-read via
                     * the NdbRecAttr interface. We can only
                     * delete here.
                     */
                    if (psop->deleteCurrentTuple())
                        APIERROR(myTransaction->getNdbError());
                    processed++;
                }
            }
            if (result < 0)
                APIERROR(myTransaction->getNdbError());

            if (processed !=0)
            {
                /* To get here, there are no more cached scan results,
                 * and some row deletes that we've not sent yet.
                 * Send them before we try to get another batch, or
                 * finish.
                 */
                if(myTransaction->execute( NdbTransaction::NoCommit ) != 0)
                    APIERROR(myTransaction->getNdbError());
                processed=0;
            }
        }

        psop->close();

        break;
    }
    case api_record :
    {
        RowData *prowData; // Ptr to point to our data

        int result= NEED_TO_FETCH_ROWS;
        Uint32 processed=0;

        while (result == NEED_TO_FETCH_ROWS)
        {
            bool fetch=true;

            const NdbOperation* theDeleteOp;
            RowData readRow;
            NdbRecAttr* attr3;
            NdbRecAttr* commitCount;

            while ((result = psop->nextResult((const char**) &prowData,
                fetch,

```

```

false)) == GOT_ROW)
{
    fetch = false;

    /* Copy latest row to a stack local */
    RowData r;
    r= *prowData;

    if (r.attr1 == 2)
    {
        /* We're going to perform a read+delete on this
         * row. We'll read attr1 and attr2 vian NDBRecord
         * and Attr3 and the commit count via extra
         * get values.
         */
        NdbOperation::OperationOptions options;
        NdbOperation::GetValueSpec extraGets[2];
        extraGets[0].column = pattr3Col;
        extraGets[0].appStorage = NULL;
        extraGets[0].recAttr = NULL;
        extraGets[1].column = NdbDictionary::Column::COMMIT_COUNT;
        extraGets[1].appStorage = NULL;
        extraGets[1].recAttr = NULL;

        options.optionsPresent= NdbOperation::OperationOptions::OO_GETVALUE;
        options.extraGetValues= &extraGets[0];
        options.numExtraGetValues= 2;

        // Read cols 1 + 2 vian NDBRecord
        unsigned char attrMask =
            (1<<attr1ColNum) | (1<<attr2ColNum);

        theDeleteOp =
            psop->deleteCurrentTuple(myTransaction,
                                    pAllColsRecord,
                                    (char*) &readRow,
                                    &attrMask,
                                    &options,
                                    sizeof(NdbOperation::OperationOptions)
                                );

        if (theDeleteOp==NULL)
            APIERROR(myTransaction->getNdbError());

        /* Store extra Get RecAttrs */
        attr3= extraGets[0].recAttr;
        commitCount= extraGets[1].recAttr;

        processed ++;
    }
}

if (result < 0)
    APIERROR(myTransaction->getNdbError());

if (processed !=0)
{
    /* To get here, there are no more cached scan results,
     * and some row deletes that we've not sent yet.
     * Send them before we try to get another batch, or
     * finish.
     */
    if (myTransaction->execute( NdbTransaction::NoCommit ) != 0)
        APIERROR(myTransaction->getNdbError());
    processed=0;

    // Let's look at the data just read
    printf("Deleted data\n");
    printf("ATTR1 ATTR2 ATTR3 COMMITS\n");
    printf(" %2d %2d %2d %2d\n",
           readRow.attr1,

```

```

        readRow.attr2,
        attr3->u_32_value(),
        commitCount->u_32_value());
    }
}

psop->close(true);

break;
}
default :
{
    std::cout << "Bad branch : " << accessType << "\n";
    exit(-1);
}
}

if(myTransaction->execute( NdbTransaction::Commit ) !=0)
    APIERROR(myTransaction->getNdbError());

myNdb.closeTransaction(myTransaction);

std::cout << "-----\n";
}

/*****
 * Read all tuples via scan, reread one with lock takeover *
 *****/
static void do_scan_lock_reread(Ndb &myNdb, ApiType accessType)
{
    NdbDictionary::Dictionary* myDict= myNdb.getDictionary();
    const NdbDictionary::Table *myTable=
        myDict->getTable("api_recattr_vs_record");

    if (myTable == NULL)
        APIERROR(myDict->getNdbError());

    std::cout << "Running do_scan_lock_reread\n";

    NdbTransaction *myTransaction=myNdb.startTransaction();
    if (myTransaction == NULL) APIERROR(myNdb.getNdbError());

    NdbScanOperation *psop;
    NdbRecAttr *recAttrAttr1;

    switch (accessType)
    {
        case api_attr :
        {
            psop=myTransaction->getNdbScanOperation(myTable);

            if (psop == NULL) APIERROR(myTransaction->getNdbError());

            /* Need KeyInfo for lock takeover */
            if (psop->readTuples(NdbOperation::LM_Read,
                NdbScanOperation::SF_KeyInfo) != 0)
                APIERROR (myTransaction->getNdbError());

            recAttrAttr1=psop->getValue("ATTR1");

            break;
        }
        case api_record :
        {
            NdbScanOperation::ScanOptions options;
            options.optionsPresent= NdbScanOperation::ScanOptions::SO_SCANFLAGS;
            /* Need KeyInfo for lock takeover */
            options.scan_flags= NdbScanOperation::SF_KeyInfo;

            psop=myTransaction->scanTable(pkeyColumnRecord,

```



```

        NdbOperation::LM_Read,
        NULL, // mask
        &options,
        sizeof(NdbScanOperation::ScanOptions));

    if (psop == NULL) APIERROR(myTransaction->getNdbError());

    break;
}
default :
{
    std::cout << "Bad branch : " << accessType << "\n";
    exit(-1);
}
}

if(myTransaction->execute( NdbTransaction::NoCommit ) != 0)
    APIERROR(myTransaction->getNdbError());

switch (accessType)
{
    case api_attr :
    {
        int result= NEED_TO_FETCH_ROWS;
        Uint32 processed=0;
        NdbRecAttr *attr1, *attr2, *attr3, *commitCount;

        while (result == NEED_TO_FETCH_ROWS)
        {
            bool fetch=true;
            while ((result = psop->nextResult(fetch)) == GOT_ROW)
            {
                fetch= false;
                Uint32 collValue=recAttrAttr1->u_32_value();

                if (collValue == 9)
                {
                    /* Let's read the rest of the info for it with
                     * a separate operation
                     */
                    NdbOperation *op= psop->lockCurrentTuple();

                    if (op==NULL)
                        APIERROR(myTransaction->getNdbError());
                    attr1=op->getValue("ATTR1");
                    attr2=op->getValue("ATTR2");
                    attr3=op->getValue("ATTR3");
                    commitCount=op->getValue(NdbDictionary::Column::COMMIT_COUNT);
                    processed++;
                }
            }
        }
        if (result < 0)
            APIERROR(myTransaction->getNdbError());

        if (processed !=0)
        {
            // Need to execute

            if(myTransaction->execute( NdbTransaction::NoCommit ) != 0)
                APIERROR(myTransaction->getNdbError());
            processed=0;

            // Let's look at the whole row...
            printf("Locked and re-read data:\n");
            printf("ATTR1 ATTR2 ATTR3 COMMITS\n");
            printf(" %2d %2d %2d %2d\n",
                attr1->u_32_value(),
                attr2->u_32_value(),
                attr3->u_32_value(),
                commitCount->u_32_value());
        }
    }
}
}

```

```

psop->close();

break;
}
case api_record :
{
  RowData *prowData; // Ptr to point to our data

  int result= NEED_TO_FETCH_ROWS;
  Uint32 processed=0;
  RowData rereadData;
  NdbRecAttr *attr3, *commitCount;

  while (result == NEED_TO_FETCH_ROWS)
  {
    bool fetch=true;
    while ((result = psop->nextResult((const char**) &prowData,
                                     fetch,
                                     false)) == GOT_ROW)
    {
      fetch = false;

      /* Copy row to stack local */
      RowData r;
      r=*prowData;

      if (r.attr1 == 9)
      {
        /* Perform extra read of this row via lockCurrentTuple
         * Read all columns using NdbRecord for attr1 + attr2,
         * and extra get values for attr3 and the commit count
         */
        NdbOperation::OperationOptions options;
        NdbOperation::GetValueSpec extraGets[2];
        extraGets[0].column = pattr3Col;
        extraGets[0].appStorage = NULL;
        extraGets[0].recAttr = NULL;
        extraGets[1].column = NdbDictionary::Column::COMMIT_COUNT;
        extraGets[1].appStorage = NULL;
        extraGets[1].recAttr = NULL;

        options.optionsPresent=NdbOperation::OperationOptions::OO_GETVALUE;
        options.extraGetValues=&extraGets[0];
        options.numExtraGetValues=2;

        // Read cols 1 + 2 vian NDBRecord
        unsigned char attrMask =
            (1<<attr1ColNum) | (1<<attr2ColNum);

        const NdbOperation *lockOp =
            psop->lockCurrentTuple(myTransaction,
                                  pAllColsRecord,
                                  (char *) &rereadData,
                                  &attrMask,
                                  &options,
                                  sizeof(NdbOperation::OperationOptions)
                                  );

        if (lockOp == NULL)
            APIERROR(myTransaction->getNdbError());

        attr3= extraGets[0].recAttr;
        commitCount= extraGets[1].recAttr;

        processed++;
      }
    }
  }

  if (result < 0)
      APIERROR(myTransaction->getNdbError());
}

```

```

    if (processed !=0)
    {
        // Need to execute

        if (myTransaction->execute( NdbTransaction::NoCommit ) != 0)
            APIERROR(myTransaction->getNdbError());
        processed=0;

        // Let's look at the whole row...
        printf("Locked and re-read data:\n");
        printf("ATTR1  ATTR2  ATTR3  COMMITS\n");
        printf("  %2d    %2d    %2d    %2d\n",
            rereadData.attr1,
            rereadData.attr2,
            attr3->u_32_value(),
            commitCount->u_32_value());

    }
}

psop->close(true);

break;
}
default :
{
    std::cout << "Bad branch : " << accessType << "\n";
    exit(-1);
}
}

if(myTransaction->execute( NdbTransaction::Commit ) !=0)
    APIERROR(myTransaction->getNdbError());

myNdb.closeTransaction(myTransaction);

std::cout << "-----\n";
}

/*****
 * Read all tuples via primary key, using only extra getValues *
 *****/
static void do_all_extras_read(Ndb &myNdb)
{
    std::cout << "Running do_all_extras_read(NdbRecord only)\n";
    std::cout << "ATTR1 ATTR2 ATTR3 COMMIT_COUNT" << std::endl;

    for (int i = 0; i < 10; i++) {
        NdbTransaction *myTransaction= myNdb.startTransaction();
        if (myTransaction == NULL) APIERROR(myNdb.getNdbError());

        RowData rowData;
        NdbRecAttr *myRecAttr1, *myRecAttr2, *myRecAttr3, *myRecAttrCC;

        /* We read nothing vian NDBRecord, and everything via
         * 'extra' reads
         */
        NdbOperation::GetValueSpec extraCols[4];

        extraCols[0].column=patrr1Col;
        extraCols[0].appStorage=NULL;
        extraCols[0].recAttr=NULL;

        extraCols[1].column=patrr2Col;
        extraCols[1].appStorage=NULL;
        extraCols[1].recAttr=NULL;

        extraCols[2].column=patrr3Col;
        extraCols[2].appStorage=NULL;
        extraCols[2].recAttr=NULL;

        extraCols[3].column=NdbDictionary::Column::COMMIT_COUNT;

```

```

extraCols[3].appStorage=NULL;
extraCols[3].recAttr=NULL;

NdbOperation::OperationOptions opts;
opts.optionsPresent = NdbOperation::OperationOptions::OO_GETVALUE;

opts.extraGetValues=&extraCols[0];
opts.numExtraGetValues=4;

unsigned char attrMask= 0; // No row results required.

// Set PK search criteria
rowData.attr1= i;

const NdbOperation *pop=
    myTransaction->readTuple(pkeyColumnRecord,
                            (char*) &rowData,
                            pkeyColumnRecord,
                            NULL, // null result row
                            NdbOperation::LM_Read,
                            &attrMask,
                            &opts);
if (pop==NULL) APIERROR(myTransaction->getNdbError());

myRecAttr1=extraCols[0].recAttr;
myRecAttr2=extraCols[1].recAttr;
myRecAttr3=extraCols[2].recAttr;
myRecAttrCC=extraCols[3].recAttr;

if (myRecAttr1 == NULL) APIERROR(myTransaction->getNdbError());
if (myRecAttr2 == NULL) APIERROR(myTransaction->getNdbError());
if (myRecAttr3 == NULL) APIERROR(myTransaction->getNdbError());
if (myRecAttrCC == NULL) APIERROR(myTransaction->getNdbError());

if(myTransaction->execute( NdbTransaction::Commit ) == -1)
    APIERROR(myTransaction->getNdbError());

bool deleted= (myTransaction->getNdbError().classification ==
               NdbError::NoDataFound);
if (deleted)
    printf("Detected that deleted tuple %d doesn't exist!\n", i);
else
{
    printf(" %2d    %2d    %2d    %d\n",
           myRecAttr1->u_32_value(),
           myRecAttr2->u_32_value(),
           myRecAttr3->u_32_value(),
           myRecAttrCC->u_32_value()
           );
}

myNdb.closeTransaction(myTransaction);
}

std::cout << "-----\n";
}

/*****
 * Read and print some tuples via bounded scan of secondary index *
 *****/
static void do_secondary_indexScan(Ndb &myNdb, ApiType accessType)
{
    NdbDictionary::Dictionary* myDict= myNdb.getDictionary();
    const NdbDictionary::Index *mySIndex=
        myDict->getIndex("MYINDEXNAME", "api_recattr_vs_record");

    std::cout << "Running do_secondary_indexScan\n";
    std::cout << "ATTR1 ATTR2 ATTR3" << std::endl;

    NdbTransaction *myTransaction=myNdb.startTransaction();
    if (myTransaction == NULL) APIERROR(myNdb.getNdbError());

```

```

NdbIndexScanOperation *psop;
NdbRecAttr *recAttrAttr1;
NdbRecAttr *recAttrAttr2;
NdbRecAttr *recAttrAttr3;

Uint32 scanFlags =
    NdbScanOperation::SF_OrderBy |
    NdbScanOperation::SF_Descending |
    NdbScanOperation::SF_MultiRange |
    NdbScanOperation::SF_ReadRangeNo;

switch (accessType)
{
case api_attr :
{
    psop=myTransaction->getNdbIndexScanOperation(mySIndex);

    if (psop == NULL) APIERROR(myTransaction->getNdbError());

    if (psop->readTuples(NdbOperation::LM_Read,
                        scanFlags,
                        (Uint32) 0,           // batch
                        (Uint32) 0) != 0)    // parallel
        APIERROR (myTransaction->getNdbError());

    /* Bounds :
    * > ATTR3=6
    * < ATTR3=42
    */
    Uint32 low=6;
    Uint32 high=42;

    if (psop->setBound("ATTR3",
                      NdbIndexScanOperation::BoundLT, (char*)&low))
        APIERROR(psop->getNdbError());

    if (psop->setBound("ATTR3",
                      NdbIndexScanOperation::BoundGT, (char*)&high))
        APIERROR(psop->getNdbError());

    recAttrAttr1=psop->getValue("ATTR1");
    recAttrAttr2=psop->getValue("ATTR2");
    recAttrAttr3=psop->getValue("ATTR3");

    break;
}
case api_record :
{
    NdbScanOperation::ScanOptions options;
    options.optionsPresent=NdbScanOperation::ScanOptions::SO_SCANFLAGS;
    options.scan_flags=scanFlags;

    psop=myTransaction->scanIndex(psecondaryIndexRecord,
                                  pallColsRecord,
                                  NdbOperation::LM_Read,
                                  NULL, // mask
                                  NULL, // bound
                                  &options,
                                  sizeof(NdbScanOperation::ScanOptions));

    if (psop == NULL) APIERROR(myTransaction->getNdbError());

    /* Bounds :
    * > ATTR3=6
    * < ATTR3=42
    */
    Uint32 low=6;
    Uint32 high=42;

    NdbIndexScanOperation::IndexBound bound;

```

```

bound.low_key=(char*)&low;
bound.low_key_count=1;
bound.low_inclusive=false;
bound.high_key=(char*)&high;
bound.high_key_count=1;
bound.high_inclusive=false;
bound.range_no=0;

if (psop->setBound(psecondaryIndexRecord, bound))
    APIERROR(myTransaction->getNdbError());

break;
}
default :
{
    std::cout << "Bad branch : " << accessType << "\n";
    exit(-1);
}
}

if(myTransaction->execute( NdbTransaction::NoCommit ) != 0)
    APIERROR(myTransaction->getNdbError());

// Check rc anyway
if (myTransaction->getNdbError().status != NdbError::Success)
    APIERROR(myTransaction->getNdbError());

switch (accessType)
{
    case api_attr :
    {
        while (psop->nextResult(true) == 0)
        {
            printf(" %2d    %2d    %2d    Range no : %2d\n",
                recAttrAttr1->u_32_value(),
                recAttrAttr2->u_32_value(),
                recAttrAttr3->u_32_value(),
                psop->get_range_no());
        }

        psop->close();

        break;
    }
    case api_record :
    {
        RowData *prowData; // Ptr to point to our data

        int rc=0;

        while ((rc = psop->nextResult((const char**) &prorowData,
                                    true,
                                    false)) == 0)
        {
            // printf(" PTR : %d\n", (int) prorowData);
            printf(" %2d    %2d    %2d    Range no : %2d\n",
                prorowData->attr1,
                prorowData->attr2,
                prorowData->attr3,
                psop->get_range_no());
        }

        if (rc != 1) APIERROR(myTransaction->getNdbError());

        psop->close(true);

        break;
    }
    default :
    {
        std::cout << "Bad branch : " << accessType << "\n";
        exit(-1);
    }
}

```

```

    }
}

if(myTransaction->execute( NdbTransaction::Commit ) !=0)
    APIERROR(myTransaction->getNdbError());

myNdb.closeTransaction(myTransaction);

std::cout << "-----\n";
}

/*****
 * Index scan to read tuples from secondary index using equality bound *
 *****/
static void do_secondary_indexScanEqual(Ndb &myNdb, ApiType accessType)
{
    NdbDictionary::Dictionary* myDict= myNdb.getDictionary();
    const NdbDictionary::Index *mySIndex=
        myDict->getIndex("MYINDEXNAME", "api_recattr_vs_record");

    std::cout << "Running do_secondary_indexScanEqual\n";
    std::cout << "ATTR1 ATTR2 ATTR3" << std::endl;

    NdbTransaction *myTransaction=myNdb.startTransaction();
    if (myTransaction == NULL) APIERROR(myNdb.getNdbError());

    NdbIndexScanOperation *psop;
    NdbRecAttr *recAttrAttr1;
    NdbRecAttr *recAttrAttr2;
    NdbRecAttr *recAttrAttr3;

    Uint32 scanFlags = NdbScanOperation::SF_OrderBy;

    Uint32 attr3Eq= 44;

    switch (accessType)
    {
    case api_attr :
    {
        psop=myTransaction->getNdbIndexScanOperation(mySIndex);

        if (psop == NULL) APIERROR(myTransaction->getNdbError());

        if (psop->readTuples(NdbOperation::LM_Read,
                            scanFlags,
                            (Uint32) 0, // batch
                            (Uint32) 0 != 0) // parallel
            APIERROR (myTransaction->getNdbError());

        if (psop->setBound("ATTR3",
                          NdbIndexScanOperation::BoundEQ, (char*)&attr3Eq))
            APIERROR(myTransaction->getNdbError());

        recAttrAttr1=psop->getValue("ATTR1");
        recAttrAttr2=psop->getValue("ATTR2");
        recAttrAttr3=psop->getValue("ATTR3");

        break;
    }
    case api_record :
    {
        NdbScanOperation::ScanOptions options;
        options.optionsPresent= NdbScanOperation::ScanOptions::SO_SCANFLAGS;
        options.scan_flags=scanFlags;

        psop=myTransaction->scanIndex(psecondaryIndexRecord,
                                     callColsRecord, // Read all table rows back
                                     NdbOperation::LM_Read,
                                     NULL, // mask
                                     NULL, // bound specified below

```

```

        &options,
        sizeof(NdbScanOperation::ScanOptions));

    if (psop == NULL) APIERROR(myTransaction->getNdbError());

    /* Set equality bound via two inclusive bounds */
    NdbIndexScanOperation::IndexBound bound;
    bound.low_key= (char*)&attr3Eq;
    bound.low_key_count= 1;
    bound.low_inclusive= true;
    bound.high_key= (char*)&attr3Eq;
    bound.high_key_count= 1;
    bound.high_inclusive= true;
    bound.range_no= 0;

    if (psop->setBound(psecondaryIndexRecord, bound))
        APIERROR(myTransaction->getNdbError());

    break;
}
default :
{
    std::cout << "Bad branch : " << accessType << "\n";
    exit(-1);
}
}

if(myTransaction->execute( NdbTransaction::NoCommit ) != 0)
    APIERROR(myTransaction->getNdbError());

// Check rc anyway
if (myTransaction->getNdbError().status != NdbError::Success)
    APIERROR(myTransaction->getNdbError());

switch (accessType)
{
    case api_attr :
    {
        int res;

        while ((res= psop->nextResult(true)) == GOT_ROW)
        {
            printf(" %2d    %2d    %2d\n",
                recAttrAttr1->u_32_value(),
                recAttrAttr2->u_32_value(),
                recAttrAttr3->u_32_value());
        }

        if (res != NO_MORE_ROWS)
            APIERROR(psop->getNdbError());

        psop->close();

        break;
    }
    case api_record :
    {
        RowData *prowData; // Ptr to point to our data

        int rc=0;

        while ((rc = psop->nextResult((const char**) &prowData,
            true, // fetch
            false)) // forceSend
            == GOT_ROW)
        {
            printf(" %2d    %2d    %2d\n",
                prowData->attr1,
                prowData->attr2,
                prowData->attr3);
        }
    }
}

```



```

    if (rc != NO_MORE_ROWS)
        APIERROR(myTransaction->getNdbError());

    psop->close(true);

    break;
}
default :
{
    std::cout << "Bad branch : " << accessType << "\n";
    exit(-1);
}
}

if(myTransaction->execute( NdbTransaction::Commit ) !=0)
    APIERROR(myTransaction->getNdbError());

myNdb.closeTransaction(myTransaction);

std::cout << "-----\n";
}

/*****
 * Interpreted update *
 *****/
static void do_interpreted_update(Ndb &myNdb, ApiType accessType)
{
    NdbDictionary::Dictionary* myDict= myNdb.getDictionary();

    const NdbDictionary::Table *myTable=
        myDict->getTable("api_recattr_vs_record");

    const NdbDictionary::Index *myPIndex=
        myDict->getIndex("PRIMARY", "api_recattr_vs_record");

    std::cout << "Running do_interpreted_update\n";

    if (myTable == NULL)
        APIERROR(myDict->getNdbError());
    if (myPIndex == NULL)
        APIERROR(myDict->getNdbError());

    std::cout << "ATTR1 ATTR2 ATTR3" << std::endl;

    NdbTransaction *myTransaction=myNdb.startTransaction();
    if (myTransaction == NULL) APIERROR(myNdb.getNdbError());

    NdbRecAttr *recAttrAttr1;
    NdbRecAttr *recAttrAttr2;
    NdbRecAttr *recAttrAttr3;
    NdbRecAttr *recAttrAttr11;
    NdbRecAttr *recAttrAttr12;
    NdbRecAttr *recAttrAttr13;
    RowData rowData;
    RowData rowData2;

    /* Register aliases */
    const Uint32 R1=1, R2=2, R3=3, R4=4, R5=5, R6=6;

    switch (accessType)
    {
    case api_attr :
    {
        NdbOperation *pop;
        pop=myTransaction->getNdbOperation(myTable);

        if (pop == NULL) APIERROR(myTransaction->getNdbError());

        if (pop->interpretedUpdateTuple())
            APIERROR (pop->getNdbError());
    }
    }
}

```

```

/* Interpreted update on row where ATTR1 == 4 */
if (pop->equal("ATTR1", 4) != 0)
    APIERROR (pop->getNdbError());

/* First, read the values of all attributes in the normal way */
recAttrAttr1=pop->getValue("ATTR1");
recAttrAttr2=pop->getValue("ATTR2");
recAttrAttr3=pop->getValue("ATTR3");

/* Now define interpreted program which will run after the
 * values have been read
 * This program is rather tortuous and doesn't achieve much other
 * than demonstrating control flow, register and some column
 * operations
 */
// R5= 3
if (pop->load_const_u32(R5, 3) != 0)
    APIERROR (pop->getNdbError());

// R1= *ATTR1; R2= *ATTR2; R3= *ATTR3
if (pop->read_attr("ATTR1", R1) != 0)
    APIERROR (pop->getNdbError());
if (pop->read_attr("ATTR2", R2) != 0)
    APIERROR (pop->getNdbError());
if (pop->read_attr("ATTR3", R3) != 0)
    APIERROR (pop->getNdbError());

// R3= R3-R5
if (pop->sub_reg(R3, R5, R3) != 0)
    APIERROR (pop->getNdbError());

// R2= R1+R2
if (pop->add_reg(R1, R2, R2) != 0)
    APIERROR (pop->getNdbError());

// *ATTR2= R2
if (pop->write_attr("ATTR2", R2) != 0)
    APIERROR (pop->getNdbError());

// *ATTR3= R3
if (pop->write_attr("ATTR3", R3) != 0)
    APIERROR (pop->getNdbError());

// *ATTR3 = *ATTR3 - 30
if (pop->subValue("ATTR3", (UInt32)30) != 0)
    APIERROR (pop->getNdbError());

UInt32 comparisonValue= 10;

// if *ATTR3 > comparisonValue, goto Label 0
if (pop->branch_col_lt(pattn3Col->getColumnNo(),
                    &comparisonValue,
                    sizeof(UInt32),
                    false,
                    0) != 0)
    APIERROR (pop->getNdbError());

// assert(false)
// Fail the operation with error 627 if we get here.
if (pop->interpret_exit_nok(627) != 0)
    APIERROR (pop->getNdbError());

// Label 0
if (pop->def_label(0) != 0)
    APIERROR (pop->getNdbError());

UInt32 comparisonValue2= 344;

// if *ATTR2 == comparisonValue, goto Label 1
if (pop->branch_col_eq(pattn2Col->getColumnNo(),
                    &comparisonValue2,
                    sizeof(UInt32),

```

```

        false,
        1) != 0)
APIERROR (pop->getNdbError());

// assert(false)
// Fail the operation with error 628 if we get here
if (pop->interpret_exit_nok(628) != 0)
    APIERROR (pop->getNdbError());

// Label 1
if (pop->def_label(1) != 1)
    APIERROR (pop->getNdbError());

// Optional infinite loop
//if (pop->branch_label(0) != 0)
// APIERROR (pop->getNdbError());

// R1 = 10
if (pop->load_const_u32(R1, 10) != 0)
    APIERROR (pop->getNdbError());

// R3 = 2
if (pop->load_const_u32(R3, 2) != 0)
    APIERROR (pop->getNdbError());

// Now call subroutine 0
if (pop->call_sub(0) != 0)
    APIERROR (pop->getNdbError());

// *ATTR2= R2
if (pop->write_attr("ATTR2", R2) != 0)
    APIERROR (pop->getNdbError());

// Return ok, we'll move onto an update.
if (pop->interpret_exit_ok() != 0)
    APIERROR (pop->getNdbError());

/* Define a final read of the columns after the update */
recAttrAttr11= pop->getValue("ATTR1");
recAttrAttr12= pop->getValue("ATTR2");
recAttrAttr13= pop->getValue("ATTR3");

// Define any subroutines called by the 'main' program
// Subroutine 0
if (pop->def_subroutine(0) != 0)
    APIERROR (pop->getNdbError());

// R4= 1
if (pop->load_const_u32(R4, 1) != 0)
    APIERROR (pop->getNdbError());

// Label 2
if (pop->def_label(2) != 2)
    APIERROR (pop->getNdbError());

// R3= R3-R4
if (pop->sub_reg(R3, R4, R3) != 0)
    APIERROR (pop->getNdbError());

// R2= R2 + R1
if (pop->add_reg(R2, R1, R2) != 0)
    APIERROR (pop->getNdbError());

// Optional infinite loop
// if (pop->branch_label(2) != 0)
// APIERROR (pop->getNdbError());

// Loop, subtracting 1 from R4 until R4 < 1
if (pop->branch_ge(R4, R3, 2) != 0)
    APIERROR (pop->getNdbError());

// Jump to label 3

```

```

if (pop->branch_label(3) != 0)
    APIERROR (pop->getNdbError());

// assert(false)
// Fail operation with error 629
if (pop->interpret_exit_nok(629) != 0)
    APIERROR (pop->getNdbError());

// Label 3
if (pop->def_label(3) != 3)
    APIERROR (pop->getNdbError());

// Nested subroutine call to sub 2
if (pop->call_sub(2) != 0)
    APIERROR (pop->getNdbError());

// Return from subroutine 0
if (pop->ret_sub() !=0)
    APIERROR (pop->getNdbError());

// Subroutine 1
if (pop->def_subroutine(1) != 1)
    APIERROR (pop->getNdbError());

// R6= R1+R2
if (pop->add_reg(R1, R2, R6) != 0)
    APIERROR (pop->getNdbError());

// Return from subrouine 1
if (pop->ret_sub() !=0)
    APIERROR (pop->getNdbError());

// Subroutine 2
if (pop->def_subroutine(2) != 2)
    APIERROR (pop->getNdbError());

// Call backward to subroutine 1
if (pop->call_sub(1) != 0)
    APIERROR (pop->getNdbError());

// Return from subroutine 2
if (pop->ret_sub() !=0)
    APIERROR (pop->getNdbError());

break;
}
case api_record :
{
    const NdbOperation *pop;
    rowData.attr1= 4;

    /* NdbRecord does not support an updateTuple pre-read or post-read, so
     * we use separate operations for these.
     * Note that this assumes that a operations are executed in
     * the order they are defined by NDBAPI, which is not guaranteed. To
     * ensure execution order, the application should perform a NoCommit
     * execute between operations.
     */

    const NdbOperation *op0= myTransaction->readTuple(pkeyColumnRecord,
                                                    (char*) &rowData,
                                                    pcallColsRecord,
                                                    (char*) &rowData);

    if (op0 == NULL)
        APIERROR (myTransaction->getNdbError());

    /* Allocate some space to define an Interpreted program */
    const Uint32 numWords= 64;
    Uint32 space[numWords];

    NdbInterpretedCode stackCode(myTable,
                                &space[0],

```

```

        numWords);

NdbInterpretedCode *code= &stackCode;

/* Similar program as above, with tortuous control flow and little
 * purpose. Note that for NdbInterpretedCode, some instruction
 * arguments are in different orders
 */

// R5= 3
if (code->load_const_u32(R5, 3) != 0)
    APIERROR(code->getNdbError());

// R1= *ATTR1; R2= *ATTR2; R3= *ATTR3
if (code->read_attr(R1, pattr1Col) != 0)
    APIERROR (code->getNdbError());
if (code->read_attr(R2, pattr2Col) != 0)
    APIERROR (code->getNdbError());
if (code->read_attr(R3, pattr3Col) != 0)
    APIERROR (code->getNdbError());

// R3= R3-R5
if (code->sub_reg(R3, R3, R5) != 0)
    APIERROR (code->getNdbError());

// R2= R1+R2
if (code->add_reg(R2, R1, R2) != 0)
    APIERROR (code->getNdbError());

// *ATTR2= R2
if (code->write_attr(pattr2Col, R2) != 0)
    APIERROR (code->getNdbError());

// *ATTR3= R3
if (code->write_attr(pattr3Col, R3) != 0)
    APIERROR (code->getNdbError());

// *ATTR3 = *ATTR3 - 30
if (code->sub_val(pattr3Col->getColumnNo(), (Uint32)30) != 0)
    APIERROR (code->getNdbError());

Uint32 comparisonValue= 10;

// if comparisonValue < *ATTR3, goto Label 0
if (code->branch_col_lt(&comparisonValue,
    sizeof(Uint32),
    pattr3Col->getColumnNo(),
    0) != 0)
    APIERROR (code->getNdbError());

// assert(false)
// Fail operation with error 627
if (code->interpret_exit_nok(627) != 0)
    APIERROR (code->getNdbError());

// Label 0
if (code->def_label(0) != 0)
    APIERROR (code->getNdbError());

Uint32 comparisonValue2= 344;

// if *ATTR2 == comparisonValue, goto Label 1
if (code->branch_col_eq(&comparisonValue2,
    sizeof(Uint32),
    pattr2Col->getColumnNo(),
    1) != 0)
    APIERROR (code->getNdbError());

// assert(false)
// Fail operation with error 628
if (code->interpret_exit_nok(628) != 0)
    APIERROR (code->getNdbError());

```

```
// Label 1
if (code->def_label(1) != 0)
    APIERROR (code->getNdbError());

// R1= 10
if (code->load_const_u32(R1, 10) != 0)
    APIERROR (code->getNdbError());

// R3= 2
if (code->load_const_u32(R3, 2) != 0)
    APIERROR (code->getNdbError());

// Call subroutine 0 to effect
// R2 = R2 + (R1*R3)
if (code->call_sub(0) != 0)
    APIERROR (code->getNdbError());

// *ATTR2= R2
if (code->write_attr(patrr2Col, R2) != 0)
    APIERROR (code->getNdbError());

// Return ok
if (code->interpret_exit_ok() != 0)
    APIERROR (code->getNdbError());

// Subroutine 0
if (code->def_sub(0) != 0)
    APIERROR (code->getNdbError());

// R4= 1
if (code->load_const_u32(R4, 1) != 0)
    APIERROR (code->getNdbError());

// Label 2
if (code->def_label(2) != 0)
    APIERROR (code->getNdbError());

// R3= R3-R4
if (code->sub_reg(R3, R3, R4) != 0)
    APIERROR (code->getNdbError());

// R2= R2+R1
if (code->add_reg(R2, R2, R1) != 0)
    APIERROR (code->getNdbError());

// Loop, subtracting 1 from R4 until R4>1
if (code->branch_ge(R3, R4, 2) != 0)
    APIERROR (code->getNdbError());

// Jump to label 3
if (code->branch_label(3) != 0)
    APIERROR (code->getNdbError());

// Fail operation with error 629
if (code->interpret_exit_nok(629) != 0)
    APIERROR (code->getNdbError());

// Label 3
if (code->def_label(3) != 0)
    APIERROR (code->getNdbError());

// Call sub 2
if (code->call_sub(2) != 0)
    APIERROR (code->getNdbError());

// Return from sub 0
if (code->ret_sub() != 0)
    APIERROR (code->getNdbError());

// Subroutine 1
if (code->def_sub(1) != 0)
```

```

    APIERROR (code->getNdbError());

// R6= R1+R2
if (code->add_reg(R6, R1, R2) != 0)
    APIERROR (code->getNdbError());

// Return from subroutine 1
if (code->ret_sub() !=0)
    APIERROR (code->getNdbError());

// Subroutine 2
if (code->def_sub(2) != 0)
    APIERROR (code->getNdbError());

// Call backward to subroutine 1
if (code->call_sub(1) != 0)
    APIERROR (code->getNdbError());

// Return from subroutine 2
if (code->ret_sub() !=0)
    APIERROR (code->getNdbError());

/* Finalise code object
 * This step is essential for NdbInterpretedCode objects
 * and must be done before they can be used.
 */
if (code->finalise() !=0)
    APIERROR (code->getNdbError());

/* Time to define the update operation to use the
 * InterpretedCode object. The same finalised object
 * could be used with multiple operations or even
 * multiple threads
 */
NdbOperation::OperationOptions oo;
oo.optionsPresent=
    NdbOperation::OperationOptions::OO_INTERPRETED;
oo.interpretedCode= code;

unsigned char mask= 0;

pop= myTransaction->updateTuple(pkeyColumnRecord,
                               (char*) &rowData,
                               pAllColsRecord,
                               (char*) &rowData,
                               (const unsigned char *) &mask,
                               // mask - update nothing
                               &oo,
                               sizeof(NdbOperation::OperationOptions));

if (pop == NULL)
    APIERROR (myTransaction->getNdbError());

// NoCommit execute so we can read the 'after' data.
if (myTransaction->execute( NdbTransaction::NoCommit ) != 0)
    APIERROR(myTransaction->getNdbError());

/* Second read op as we can't currently do a 'read after
 * 'interpreted code' read as part of NdbRecord.
 * We are assuming that the order of op definition == order
 * of execution on a single row, which is not guaranteed.
 */
const NdbOperation *pop2=
    myTransaction->readTuple(pkeyColumnRecord,
                            (char*) &rowData,
                            pAllColsRecord,
                            (char*) &rowData2);

if (pop2 == NULL)
    APIERROR (myTransaction->getNdbError());

    break;
}
default :

```

```

    {
        std::cout << "Bad branch : " << accessType << "\n";
        exit(-1);
    }
}

if(myTransaction->execute( NdbTransaction::NoCommit ) != 0)
    APIERROR(myTransaction->getNdbError());

// Check return code
if (myTransaction->getNdbError().status != NdbError::Success)
    APIERROR(myTransaction->getNdbError());

switch (accessType)
{
    case api_attr :
    {
        printf(" %2d    %2d    %2d Before\n"
            " %2d    %2d    %2d After\n",
            recAttrAttr1->u_32_value(),
            recAttrAttr2->u_32_value(),
            recAttrAttr3->u_32_value(),
            recAttrAttr11->u_32_value(),
            recAttrAttr12->u_32_value(),
            recAttrAttr13->u_32_value());

        break;
    }

    case api_record :
    {
        printf(" %2d    %2d    %2d Before\n"
            " %2d    %2d    %2d After\n",
            rowData.attr1,
            rowData.attr2,
            rowData.attr3,
            rowData2.attr1,
            rowData2.attr2,
            rowData2.attr3);

        break;
    }

    default :
    {
        std::cout << "Bad branch : " << accessType << "\n";
        exit(-1);
    }
}

if(myTransaction->execute( NdbTransaction::Commit ) !=0)
    APIERROR(myTransaction->getNdbError());

myNdb.closeTransaction(myTransaction);

std::cout << "-----\n";
}

/*****
 * Read and print selected rows with interpreted code *
 *****/
static void do_interpreted_scan(Ndb &myNdb, ApiType accessType)
{
    NdbDictionary::Dictionary* myDict= myNdb.getDictionary();
    const NdbDictionary::Table *myTable=
        myDict->getTable("api_recattr_vs_record");

    std::cout << "Running do_interpreted_scan\n";

    if (myTable == NULL)
        APIERROR(myDict->getNdbError());

    std::cout << "ATTR1 ATTR2 ATTR3" << std::endl;
}

```



```

NdbTransaction *myTransaction=myNdb.startTransaction();
if (myTransaction == NULL) APIERROR(myNdb.getNdbError());

NdbScanOperation *psop;
NdbRecAttr *recAttrAttr1;
NdbRecAttr *recAttrAttr2;
NdbRecAttr *recAttrAttr3;

/* Create some space on the stack for the program */
const Uint32 numWords= 64;
Uint32 space[numWords];

NdbInterpretedCode stackCode(myTable,
                             &space[0],
                             numWords);

NdbInterpretedCode *code= &stackCode;

/* RecAttr and NdbRecord scans both use NdbInterpretedCode
 * Let's define a small scan filter of sorts
 */
Uint32 comparisonValue= 10;

// Return rows where 10 > ATTR3 (ATTR3 <10)
if (code->branch_col_gt(&comparisonValue,
                      sizeof(Uint32),
                      pattr3Col->getColumnNo(),
                      0) != 0)
    APIERROR (myTransaction->getNdbError());

/* If we get here then we don't return this row */
if (code->interpret_exit_nok() != 0)
    APIERROR (myTransaction->getNdbError());

/* Label 0 */
if (code->def_label(0) != 0)
    APIERROR (myTransaction->getNdbError());

/* Return this row */
if (code->interpret_exit_ok() != 0)
    APIERROR (myTransaction->getNdbError());

/* Finalise the Interpreted Program */
if (code->finalise() != 0)
    APIERROR (myTransaction->getNdbError());

switch (accessType)
{
    case api_attr :
    {
        psop=myTransaction->getNdbScanOperation(myTable);

        if (psop == NULL)
            APIERROR(myTransaction->getNdbError());

        if (psop->readTuples(NdbOperation::LM_Read) != 0)
            APIERROR (myTransaction->getNdbError());

        if (psop->setInterpretedCode(code) != 0)
            APIERROR (myTransaction->getNdbError());

        recAttrAttr1=psop->getValue("ATTR1");
        recAttrAttr2=psop->getValue("ATTR2");
        recAttrAttr3=psop->getValue("ATTR3");

        break;
    }
    case api_record :
    {
        NdbScanOperation::ScanOptions so;

        so.optionsPresent = NdbScanOperation::ScanOptions::SO_INTERPRETED;
    }
}

```

```

so.interpretedCode= code;

psop=myTransaction->scanTable(pallColsRecord,
                             NdbOperation::LM_Read,
                             NULL, // mask
                             &so,
                             sizeof(NdbScanOperation::ScanOptions));

if (psop == NULL) APIERROR(myTransaction->getNdbError());

break;
}
default :
{
std::cout << "Bad branch : " << accessType << "\n";
exit(-1);
}
}

if(myTransaction->execute( NdbTransaction::NoCommit ) != 0)
APIERROR(myTransaction->getNdbError());

switch (accessType)
{
case api_attr :
{
while (psop->nextResult(true) == 0)
{
printf(" %2d    %2d    %2d\n",
       recAttrAttr1->u_32_value(),
       recAttrAttr2->u_32_value(),
       recAttrAttr3->u_32_value());
}

psop->close();

break;
}
case api_record :
{
RowData *prowData; // Ptr to point to our data

int rc=0;

while ((rc = psop->nextResult((const char**) &prowData,
                             true,
                             false)) == GOT_ROW)
{
printf(" %2d    %2d    %2d\n",
       prowData->attr1,
       prowData->attr2,
       prowData->attr3);
}

if (rc != NO_MORE_ROWS) APIERROR(myTransaction->getNdbError());

psop->close(true);

break;
}
default :
{
std::cout << "Bad branch : " << accessType << "\n";
exit(-1);
}
}

if(myTransaction->execute( NdbTransaction::Commit ) !=0)
APIERROR(myTransaction->getNdbError());

myNdb.closeTransaction(myTransaction);

```

```

std::cout << "-----\n";
}

/*****
 * Read some data using the default NdbRecord objects *
 *****/
static void do_read_using_default(Ndb &myNdb)
{
    NdbDictionary::Dictionary* myDict= myNdb.getDictionary();

    const NdbDictionary::Table *myTable=
        myDict->getTable("api_recattr_vs_record");

    const NdbRecord* tableRec= myTable->getDefaultRecord();

    if (myTable == NULL)
        APIERROR(myDict->getNdbError());

    std::cout << "Running do_read_using_default_record (NdbRecord only)\n";
    std::cout << "ATTR1 ATTR2 ATTR3" << std::endl;

    /* Allocate some space for the rows to be read into */
    char* buffer= (char*)malloc(NdbDictionary::getRecordRowLength(tableRec));

    if (buffer== NULL)
    {
        printf("Allocation failed\n");
        exit(-1);
    }

    for (int i = 0; i < 10; i++) {
        NdbTransaction *myTransaction= myNdb.startTransaction();
        if (myTransaction == NULL) APIERROR(myNdb.getNdbError());

        char* attr1= NdbDictionary::getValuePtr(tableRec,
                                                buffer,
                                                attr1ColNum);

        *((unsigned int*)attr1)= i;

        const NdbOperation *pop=
            myTransaction->readTuple(tableRec,
                                     buffer,
                                     tableRec, // Read everything
                                     buffer);
        if (pop==NULL) APIERROR(myTransaction->getNdbError());

        if(myTransaction->execute( NdbTransaction::Commit ) == -1)
            APIERROR(myTransaction->getNdbError());

        NdbError err= myTransaction->getNdbError();
        if (err.code != 0)
        {
            if (err.classification == NdbError::NoDataFound)
                std::cout << "Tuple " << i
                    << " does not exist." << std::endl;
            else
                APIERROR(myTransaction->getNdbError());
        }
        else
        {
            printf(" %2d    %2d    %2d\n",
                i,
                *((unsigned int*) NdbDictionary::getValuePtr(tableRec,
                                                             buffer,
                                                             attr2ColNum)),
                *((unsigned int*) NdbDictionary::getValuePtr(tableRec,
                                                             buffer,
                                                             attr3ColNum)));
        }

        myNdb.closeTransaction(myTransaction);
    }
}

```

```

free(buffer);

std::cout << "-----\n";
}

```

2.5.9 NDB API Event Handling Example

This example demonstrates NDB API event handling.

The source code for this program may be found in the NDB Cluster source tree, in the file [storage/ndb/ndbapi-examples/ndbapi_event/ndbapi_event.cpp](#).

```

#include <NdbApi.hpp>

// Used for cout
#include <stdio.h>
#include <iostream>
#include <unistd.h>
#ifdef VM_TRACE
#include <my_global.h>
#endif
#ifndef assert
#include <assert.h>
#endif

/**
 * Assume that there is a table which is being updated by
 * another process (e.g. flexBench -l 0 -stdtables).
 * We want to monitor what happens with column values.
 *
 * Or using the mysql client:
 *
 * $> mysql -u root
 * mysql> create database ndb_examples;
 * mysql> use ndb_examples;
 * mysql> create table t0
 *         (c0 int, c1 int, c2 char(4), c3 char(4), c4 text,
 *          primary key(c0, c2)) engine ndb charset latin1;
 *
 * In another window start ndbapi_event, wait until properly started
 *
 * insert into t0 values (1, 2, 'a', 'b', null);
 * insert into t0 values (3, 4, 'c', 'd', null);
 * update t0 set c3 = 'e' where c0 = 1 and c2 = 'a'; -- use pk
 * update t0 set c3 = 'f'; -- use scan
 * update t0 set c3 = 'F'; -- use scan update to 'same'
 * update t0 set c2 = 'g' where c0 = 1; -- update pk part
 * update t0 set c2 = 'G' where c0 = 1; -- update pk part to 'same'
 * update t0 set c0 = 5, c2 = 'H' where c0 = 3; -- update full PK
 * delete from t0;
 *
 * insert ...; update ...; -- see events w/ same pk merged (if -m option)
 * delete ...; insert ...; -- there are 5 combinations ID IU DI UD UU
 * update ...; update ...;
 *
 * -- text requires -m flag
 * set @a = repeat('a',256); -- inline size
 * set @b = repeat('b',2000); -- part size
 * set @c = repeat('c',2000*30); -- 30 parts
 *
 * -- update the text field using combinations of @a, @b, @c ...
 *
 * you should see the data popping up in the example window
 *
 */

#define APIERROR(error) \
{ std::cout << "Error in " << __FILE__ << ", line:" << __LINE__ << ", code:" \
  << error.code << ", msg: " << error.message << "." << std::endl; \
}

```

```

    exit(-1); }

int myCreateEvent(Ndb* myNdb,
    const char *eventName,
    const char *eventTableName,
    const char **eventColumnName,
    const int noEventColumnName,
    bool merge_events);

int main(int argc, char** argv)
{
    if (argc < 3)
    {
        std::cout << "Arguments are <connect_string cluster> <timeout> [m(merge events)|d(debug)].\n";
        exit(-1);
    }
    const char *connection_string = argv[1];
    int timeout = atoi(argv[2]);
    ndb_init();
    bool merge_events = argc > 3 && strchr(argv[3], 'm') != 0;
#ifdef VM_TRACE
    bool debug = argc > 3 && strchr(argv[3], 'd') != 0;
    if (debug) DBUG_PUSH("d:t:");
    if (debug) putenv("API_SIGNAL_LOG=-");
#endif

    Ndb_cluster_connection *cluster_connection=
        new Ndb_cluster_connection(connection_string); // Object representing the cluster

    int r= cluster_connection->connect(5 /* retries          */,
        3 /* delay between retries */,
        1 /* verbose          */);
    if (r > 0)
    {
        std::cout
            << "Cluster connect failed, possibly resolved with more retries.\n";
        exit(-1);
    }
    else if (r < 0)
    {
        std::cout
            << "Cluster connect failed.\n";
        exit(-1);
    }

    if (cluster_connection->wait_until_ready(30,30))
    {
        std::cout << "Cluster was not ready within 30 secs." << std::endl;
        exit(-1);
    }

    Ndb* myNdb= new Ndb(cluster_connection,
        "ndb_examples"); // Object representing the database

    if (myNdb->init() == -1) APIERROR(myNdb->getNdbError());

    const char *eventName= "CHNG_IN_t0";
    const char *eventTableName= "t0";
    const int noEventColumnName= 5;
    const char *eventColumnName[noEventColumnName]=
        {"c0",
         "c1",
         "c2",
         "c3",
         "c4"};

    // Create events
    myCreateEvent(myNdb,
        eventName,
        eventTableName,
        eventColumnName,

```

```

noEventColumnName,
    merge_events);

// Normal values and blobs are unfortunately handled differently..
typedef union { NdbRecAttr* ra; NdbBlob* bh; } RA_BH;

int i, j, k, l;
j = 0;
while (j < timeout) {

    // Start "transaction" for handling events
    NdbEventOperation* op;
    printf("create EventOperation\n");
    if ((op = myNdb->createEventOperation(eventName)) == NULL)
        APIERROR(myNdb->getNdbError());
    op->mergeEvents(merge_events);

    printf("get values\n");
    RA_BH recAttr[noEventColumnName];
    RA_BH recAttrPre[noEventColumnName];
    // primary keys should always be a part of the result
    for (i = 0; i < noEventColumnName; i++) {
        if (i < 4) {
            recAttr[i].ra = op->getValue(eventName[i]);
            recAttrPre[i].ra = op->getPreValue(eventName[i]);
        } else if (merge_events) {
            recAttr[i].bh = op->getBlobHandle(eventName[i]);
            recAttrPre[i].bh = op->getPreBlobHandle(eventName[i]);
        }
    }

    // set up the callbacks
    printf("execute\n");
    // This starts changes to "start flowing"
    if (op->execute())
        APIERROR(op->getNdbError());

    NdbEventOperation* the_op = op;

    i = 0;
    while (i < timeout) {
        // printf("now waiting for event...\n");
        int r = myNdb->pollEvents(1000); // wait for event or 1000 ms
        if (r > 0) {
            // printf("got data! %d\n", r);
            while ((op = myNdb->nextEvent()) {
                assert(the_op == op);
                i++;
                switch (op->getEventType()) {
                case NdbDictionary::Event::TE_INSERT:
                    printf("%u INSERT", i);
                    break;
                case NdbDictionary::Event::TE_DELETE:
                    printf("%u DELETE", i);
                    break;
                case NdbDictionary::Event::TE_UPDATE:
                    printf("%u UPDATE", i);
                    break;
                default:
                    abort(); // should not happen
                }
                printf(" gci=%d\n", (int)op->getGCI());
                for (k = 0; k <= 1; k++) {
                    printf(k == 0 ? "post: " : "pre : ");
                    for (l = 0; l < noEventColumnName; l++) {
                        if (l < 4) {
                            NdbRecAttr* ra = k == 0 ? recAttr[l].ra : recAttrPre[l].ra;
                            if (ra->isNULL() >= 0) { // we have a value
                                if (ra->isNULL() == 0) { // we have a non-null value
                                    if (l < 2)
                                        printf("%-5u", ra->u_32_value());
                                    else

```

```

        printf("%-5.4s", ra->aRef());
    } else
        printf("%-5s", "NULL");
    } else
        printf("%-5s", "-"); // no value
} else if (merge_events) {
    int isNull;
    NdbBlob* bh = k == 0 ? recAttr[1].bh : recAttrPre[1].bh;
    bh->getDefined(isNull);
    if (isNull >= 0) { // we have a value
        if (! isNull) { // we have a non-null value
            Uint64 length = 0;
            bh->getLength(length);
            // read into buffer
            unsigned char* buf = new unsigned char [length];
            memset(buf, 'X', length);
            Uint32 n = length;
            bh->readData(buf, n); // n is in/out
            assert(n == length);
            // pretty-print
            bool first = true;
            Uint32 i = 0;
            while (i < n) {
                unsigned char c = buf[i++];
                Uint32 m = 1;
                while (i < n && buf[i] == c)
                    i++, m++;
                if (! first)
                    printf("+");
                printf("%u%c", m, c);
                first = false;
            }
            printf("[%u]", n);
            delete [] buf;
        } else
            printf("%-5s", "NULL");
    } else
        printf("%-5s", "-"); // no value
    }
}
printf("\n");
}
} // else printf("timed out (%i)\n", timeout);
}
// don't want to listen to events anymore
if (myNdb->dropEventOperation(the_op)) APIERROR(myNdb->getNdbError());
the_op = 0;

j++;
}

{
    NdbDictionary::Dictionary *myDict = myNdb->getDictionary();
    if (!myDict) APIERROR(myNdb->getNdbError());
    // remove event from database
    if (myDict->dropEvent(eventName)) APIERROR(myDict->getNdbError());
}

delete myNdb;
delete cluster_connection;
ndb_end(0);
return 0;
}

int myCreateEvent(Ndb* myNdb,
    const char *eventName,
    const char *eventTableName,
    const char **eventColumnNames,
    const int noEventColumnNames,
    bool merge_events)
{

```

```

NdbDictionary::Dictionary *myDict= myNdb->getDictionary();
if (!myDict) APIERROR(myNdb->getNdbError());

const NdbDictionary::Table *table= myDict->getTable(eventTableName);
if (!table) APIERROR(myDict->getNdbError());

NdbDictionary::Event myEvent(eventName, *table);
myEvent.addTableEvent(NdbDictionary::Event::TE_ALL);
// myEvent.addTableEvent(NdbDictionary::Event::TE_INSERT);
// myEvent.addTableEvent(NdbDictionary::Event::TE_UPDATE);
// myEvent.addTableEvent(NdbDictionary::Event::TE_DELETE);

myEvent.addEventColumns(noEventColumnNames, eventColumnNames);
myEvent.mergeEvents(merge_events);

// Add event to database
if (myDict->createEvent(myEvent) == 0)
    myEvent.print();
else if (myDict->getNdbError().classification ==
    NdbError::SchemaObjectExists) {
    printf("Event creation failed, event exists\n");
    printf("dropping Event...\n");
    if (myDict->dropEvent(eventName)) APIERROR(myDict->getNdbError());
    // try again
    // Add event to database
    if ( myDict->createEvent(myEvent)) APIERROR(myDict->getNdbError());
} else
    APIERROR(myDict->getNdbError());

return 0;
}

```

2.5.10 NDB API Example: Basic BLOB Handling

This example illustrates the manipulation of a blob column in the NDB API. It demonstrates how to perform insert, read, and update operations, using both inline value buffers as well as read and write methods.

The source code can be found in the file [storage/ndb/ndbapi-examples/ndbapi_blob/ndbapi_blob.cpp](#) in the NDB Cluster source tree.



Note

While the MySQL data type used in the example is actually `TEXT`, the same principles apply

```

/*
ndbapi_blob.cpp:

Illustrates the manipulation of BLOB (actually TEXT in this example).

Shows insert, read, and update, using both inline value buffer and
read/write methods.
*/

#ifdef _WIN32
#include <winsock2.h>
#endif
#include <mysql.h>
#include <mysqld_error.h>
#include <NdbApi.hpp>
#include <stdlib.h>
#include <string.h>
/* Used for cout. */
#include <iostream>
#include <stdio.h>
#include <ctype.h>

/**

```



```

* Helper debugging macros
*/
#define PRINT_ERROR(code,msg) \
    std::cout << "Error in " << __FILE__ << ", line: " << __LINE__ \
        << ", code: " << code \
        << ", msg: " << msg << "." << std::endl
#define MYSQLERROR(mysql) { \
    PRINT_ERROR(mysql_errno(&mysql),mysql_error(&mysql)); \
    exit(-1); }
#define APIERROR(error) { \
    PRINT_ERROR(error.code,error.message); \
    exit(-1); }

/* Quote taken from Project Gutenberg. */
const char *text_quote=
"Just at this moment, somehow or other, they began to run.\n"
"\n"
" Alice never could quite make out, in thinking it over\n"
"afterwards, how it was that they began:  all she remembers is,\n"
"that they were running hand in hand, and the Queen went so fast\n"
"that it was all she could do to keep up with her:  and still the\n"
"Queen kept crying 'Faster! Faster!' but Alice felt she COULD NOT\n"
"go faster, though she had not breath left to say so.\n"
"\n"
" The most curious part of the thing was, that the trees and the\n"
"other things round them never changed their places at all:\n"
"however fast they went, they never seemed to pass anything.  'I\n"
"wonder if all the things move along with us?' thought poor\n"
"puzzled Alice.  And the Queen seemed to guess her thoughts, for\n"
"she cried, 'Faster! Don't try to talk!'\n"
"\n"
" Not that Alice had any idea of doing THAT.  She felt as if she\n"
>would never be able to talk again, she was getting so much out of\n"
"breath:  and still the Queen cried 'Faster! Faster!' and dragged\n"
"her along.  'Are we nearly there?' Alice managed to pant out at\n"
"last.\n"
"\n"
" 'Nearly there!' the Queen repeated.  'Why, we passed it ten\n"
"minutes ago!  Faster!'  And they ran on for a time in silence,\n"
"with the wind whistling in Alice's ears, and almost blowing her\n"
"hair off her head, she fancied.\n"
"\n"
" 'Now! Now!' cried the Queen.  'Faster! Faster!'  And they\n"
"went so fast that at last they seemed to skim through the air,\n"
"hardly touching the ground with their feet, till suddenly, just\n"
"as Alice was getting quite exhausted, they stopped, and she found\n"
"herself sitting on the ground, breathless and giddy.\n"
"\n"
" The Queen propped her up against a tree, and said kindly, 'You\n"
"may rest a little now.\n"
"\n"
" Alice looked round her in great surprise.  'Why, I do believe\n"
"we've been under this tree the whole time!  Everything's just as\n"
"it was!\n"
"\n"
" 'Of course it is,' said the Queen, 'what would you have it?'\n"
"\n"
" 'Well, in OUR country,' said Alice, still panting a little,\n"
"'you'd generally get to somewhere else--if you ran very fast\n"
"for a long time, as we've been doing.\n"
"\n"
" 'A slow sort of country!' said the Queen.  'Now, HERE, you see,\n"
"it takes all the running YOU can do, to keep in the same place.\n"
"If you want to get somewhere else, you must run at least twice as\n"
"fast as that!\n"
"\n"
" 'I'd rather not try, please!' said Alice.  'I'm quite content\n"
"to stay here--only I AM so hot and thirsty!\n"
"\n"
" -- Lewis Carroll, 'Through the Looking-Glass'.";

/*

```

```

Function to drop table.
*/
void drop_table(MYSQL &mysql)
{
    if (mysql_query(&mysql, "DROP TABLE api_blob"))
        MYSQLERROR(mysql);
}

/*
Functions to create table.
*/
int try_create_table(MYSQL &mysql)
{
    return mysql_query(&mysql,
        "CREATE TABLE"
        "  api_blob"
        "    (my_id INT UNSIGNED NOT NULL,"
        "     my_text TEXT NOT NULL,"
        "     PRIMARY KEY USING HASH (my_id))"
        "  ENGINE=NDB");
}

void create_table(MYSQL &mysql)
{
    if (try_create_table(mysql))
    {
        if (mysql_errno(&mysql) != ER_TABLE_EXISTS_ERROR)
            MYSQLERROR(mysql);
        std::cout << "NDB Cluster already has example table: api_blob. "
            << "Dropping it..." << std::endl;
        /*****
         * Recreate table *
         *****/
        drop_table(mysql);
        if (try_create_table(mysql))
            MYSQLERROR(mysql);
    }
}

int populate(Ndb *myNdb)
{
    const NdbDictionary::Dictionary *myDict= myNdb->getDictionary();
    const NdbDictionary::Table *myTable= myDict->getTable("api_blob");
    if (myTable == NULL)
        APIERROR(myDict->getNdbError());

    NdbTransaction *myTrans= myNdb->startTransaction();
    if (myTrans == NULL)
        APIERROR(myNdb->getNdbError());

    NdbOperation *myNdbOperation= myTrans->getNdbOperation(myTable);
    if (myNdbOperation == NULL)
        APIERROR(myTrans->getNdbError());
    myNdbOperation->insertTuple();
    myNdbOperation->equal("my_id", 1);
    NdbBlob *myBlobHandle= myNdbOperation->getBlobHandle("my_text");
    if (myBlobHandle == NULL)
        APIERROR(myNdbOperation->getNdbError());
    myBlobHandle->setValue(text_quote, strlen(text_quote));

    int check= myTrans->execute(NdbTransaction::Commit);
    myTrans->close();
    return check != -1;
}

int update_key(Ndb *myNdb)
{
    /*
    Uppercase all characters in TEXT field, using primary key operation.
    Use piece-wise read/write to avoid loading entire data into memory

```

```

    at once.
    */
    const NdbDictionary::Dictionary *myDict= myNdb->getDictionary();
    const NdbDictionary::Table *myTable= myDict->getTable("api_blob");
    if (myTable == NULL)
        APIERROR(myDict->getNdbError());

    NdbTransaction *myTrans= myNdb->startTransaction();
    if (myTrans == NULL)
        APIERROR(myNdb->getNdbError());

    NdbOperation *myNdbOperation= myTrans->getNdbOperation(myTable);
    if (myNdbOperation == NULL)
        APIERROR(myTrans->getNdbError());
    myNdbOperation->updateTuple();
    myNdbOperation->equal("my_id", 1);
    NdbBlob *myBlobHandle= myNdbOperation->getBlobHandle("my_text");
    if (myBlobHandle == NULL)
        APIERROR(myNdbOperation->getNdbError());

    /* Execute NoCommit to make the blob handle active. */
    if (-1 == myTrans->execute(NdbTransaction::NoCommit))
        APIERROR(myTrans->getNdbError());

    Uint64 length= 0;
    if (-1 == myBlobHandle->getLength(length))
        APIERROR(myBlobHandle->getNdbError());

    /*
     * A real application should use a much larger chunk size for
     * efficiency, preferably much larger than the part size, which
     * defaults to 2000. 64000 might be a good value.
     */
#define CHUNK_SIZE 100
    int chunk;
    char buffer[CHUNK_SIZE];
    for (chunk= (length-1)/CHUNK_SIZE; chunk >=0; chunk--)
    {
        Uint64 pos= chunk*CHUNK_SIZE;
        Uint32 chunk_length= CHUNK_SIZE;
        if (pos + chunk_length > length)
            chunk_length= length - pos;

        /* Read from the end back, to illustrate seeking. */
        if (-1 == myBlobHandle->setPos(pos))
            APIERROR(myBlobHandle->getNdbError());
        if (-1 == myBlobHandle->readData(buffer, chunk_length))
            APIERROR(myBlobHandle->getNdbError());
        int res= myTrans->execute(NdbTransaction::NoCommit);
        if (-1 == res)
            APIERROR(myTrans->getNdbError());

        /* Uppercase everything. */
        for (Uint64 j= 0; j < chunk_length; j++)
            buffer[j]= toupper(buffer[j]);

        if (-1 == myBlobHandle->setPos(pos))
            APIERROR(myBlobHandle->getNdbError());
        if (-1 == myBlobHandle->writeData(buffer, chunk_length))
            APIERROR(myBlobHandle->getNdbError());
        /* Commit on the final update. */
        if (-1 == myTrans->execute(chunk ?
                                NdbTransaction::NoCommit :
                                NdbTransaction::Commit))
            APIERROR(myTrans->getNdbError());
    }

    myNdb->closeTransaction(myTrans);

    return 1;
}

```

```

int update_scan(Ndb *myNdb)
{
    /*
     * Lowercase all characters in TEXT field, using a scan with
     * updateCurrentTuple().
     */
    char buffer[10000];

    const NdbDictionary::Dictionary *myDict= myNdb->getDictionary();
    const NdbDictionary::Table *myTable= myDict->getTable("api_blob");
    if (myTable == NULL)
        APIERROR(myDict->getNdbError());

    NdbTransaction *myTrans= myNdb->startTransaction();
    if (myTrans == NULL)
        APIERROR(myNdb->getNdbError());

    NdbScanOperation *myScanOp= myTrans->getNdbScanOperation(myTable);
    if (myScanOp == NULL)
        APIERROR(myTrans->getNdbError());
    myScanOp->readTuples(NdbOperation::LM_Exclusive);
    NdbBlob *myBlobHandle= myScanOp->getBlobHandle("my_text");
    if (myBlobHandle == NULL)
        APIERROR(myScanOp->getNdbError());
    if (myBlobHandle->getValue(buffer, sizeof(buffer)))
        APIERROR(myBlobHandle->getNdbError());

    /* Start the scan. */
    if (-1 == myTrans->execute(NdbTransaction::NoCommit))
        APIERROR(myTrans->getNdbError());

    int res;
    for (;;)
    {
        res= myScanOp->nextResult(true);
        if (res==1)
            break; // Scan done.
        else if (res)
            APIERROR(myScanOp->getNdbError());

        Uint64 length= 0;
        if (myBlobHandle->getLength(length) == -1)
            APIERROR(myBlobHandle->getNdbError());

        /* Lowercase everything. */
        for (Uint64 j= 0; j < length; j++)
            buffer[j]= tolower(buffer[j]);

        NdbOperation *myUpdateOp= myScanOp->updateCurrentTuple();
        if (myUpdateOp == NULL)
            APIERROR(myTrans->getNdbError());
        NdbBlob *myBlobHandle2= myUpdateOp->getBlobHandle("my_text");
        if (myBlobHandle2 == NULL)
            APIERROR(myUpdateOp->getNdbError());
        if (myBlobHandle2->setValue(buffer, length))
            APIERROR(myBlobHandle2->getNdbError());

        if (-1 == myTrans->execute(NdbTransaction::NoCommit))
            APIERROR(myTrans->getNdbError());
    }

    if (-1 == myTrans->execute(NdbTransaction::Commit))
        APIERROR(myTrans->getNdbError());

    myNdb->closeTransaction(myTrans);

    return 1;
}

struct ActiveHookData {

```

```

char buffer[10000];
Uint32 readLength;
};

int myFetchHook(NdbBlob* myBlobHandle, void* arg)
{
    ActiveHookData *ahd= (ActiveHookData *)arg;

    ahd->readLength= sizeof(ahd->buffer) - 1;
    return myBlobHandle->readData(ahd->buffer, ahd->readLength);
}

int fetch_key(Ndb *myNdb)
{
    /*
     * Fetch and show the blob field, using setActiveHook().
     */
    const NdbDictionary::Dictionary *myDict= myNdb->getDictionary();
    const NdbDictionary::Table *myTable= myDict->getTable("api_blob");
    if (myTable == NULL)
        APIERROR(myDict->getNdbError());

    NdbTransaction *myTrans= myNdb->startTransaction();
    if (myTrans == NULL)
        APIERROR(myNdb->getNdbError());

    NdbOperation *myNdbOperation= myTrans->getNdbOperation(myTable);
    if (myNdbOperation == NULL)
        APIERROR(myTrans->getNdbError());
    myNdbOperation->readTuple();
    myNdbOperation->equal("my_id", 1);
    NdbBlob *myBlobHandle= myNdbOperation->getBlobHandle("my_text");
    if (myBlobHandle == NULL)
        APIERROR(myNdbOperation->getNdbError());
    struct ActiveHookData ahd;
    if (myBlobHandle->setActiveHook(myFetchHook, &ahd) == -1)
        APIERROR(myBlobHandle->getNdbError());

    /*
     * Execute Commit, but calling our callback set up in setActiveHook()
     * before actually committing.
     */
    if (-1 == myTrans->execute(NdbTransaction::Commit))
        APIERROR(myTrans->getNdbError());
    myNdb->closeTransaction(myTrans);

    /* Our fetch callback will have been called during the execute(). */

    ahd.buffer[ahd.readLength]= '\0';
    std::cout << "Fetched data:" << std::endl << ahd.buffer << std::endl;

    return 1;
}

int update2_key(Ndb *myNdb)
{
    char buffer[10000];

    /* Simple setValue() update. */
    const NdbDictionary::Dictionary *myDict= myNdb->getDictionary();
    const NdbDictionary::Table *myTable= myDict->getTable("api_blob");
    if (myTable == NULL)
        APIERROR(myDict->getNdbError());

    NdbTransaction *myTrans= myNdb->startTransaction();
    if (myTrans == NULL)
        APIERROR(myNdb->getNdbError());

    NdbOperation *myNdbOperation= myTrans->getNdbOperation(myTable);
    if (myNdbOperation == NULL)
        APIERROR(myTrans->getNdbError());
}

```

```

myNdbOperation->updateTuple();
myNdbOperation->equal("my_id", 1);
NdbBlob *myBlobHandle= myNdbOperation->getBlobHandle("my_text");
if (myBlobHandle == NULL)
    APIERROR(myNdbOperation->getNdbError());
memset(buffer, ' ', sizeof(buffer));
if (myBlobHandle->set_value(buffer, sizeof(buffer)) == -1)
    APIERROR(myBlobHandle->getNdbError());

if (-1 == myTrans->execute(NdbTransaction::Commit))
    APIERROR(myTrans->getNdbError());
myNdb->closeTransaction(myTrans);

return 1;
}

int delete_key(Ndb *myNdb)
{
    /* Deletion of blob row. */
    const NdbDictionary::Dictionary *myDict= myNdb->getDictionary();
    const NdbDictionary::Table *myTable= myDict->getTable("api_blob");
    if (myTable == NULL)
        APIERROR(myDict->getNdbError());

    NdbTransaction *myTrans= myNdb->startTransaction();
    if (myTrans == NULL)
        APIERROR(myNdb->getNdbError());

    NdbOperation *myNdbOperation= myTrans->getNdbOperation(myTable);
    if (myNdbOperation == NULL)
        APIERROR(myTrans->getNdbError());
    myNdbOperation->deleteTuple();
    myNdbOperation->equal("my_id", 1);

    if (-1 == myTrans->execute(NdbTransaction::Commit))
        APIERROR(myTrans->getNdbError());
    myNdb->closeTransaction(myTrans);

    return 1;
}

void mysql_connect_and_create(const char *socket)
{
    MYSQL mysql;
    bool ok;

    mysql_init(&mysql);

    ok = mysql_real_connect(&mysql, "localhost", "root", "", "", 0, socket, 0);
    if(ok) {
        mysql_query(&mysql, "CREATE DATABASE ndb_examples");
        ok = ! mysql_select_db(&mysql, "ndb_examples");
    }
    if(ok) {
        create_table(mysql);
    }
    mysql_close(&mysql);

    if(! ok) MYSQLERROR(mysql);
}

void ndb_run_blob_operations(const char *connectstring)
{
    /* Connect to ndb cluster. */
    Ndb_cluster_connection cluster_connection(connectstring);
    if (cluster_connection.connect(4, 5, 1))
    {
        std::cout << "Unable to connect to cluster within 30 secs." << std::endl;
        exit(-1);
    }
    /* Optionally connect and wait for the storage nodes (ndbd's). */
}

```

```

if (cluster_connection.wait_until_ready(30,0) < 0)
{
    std::cout << "Cluster was not ready within 30 secs.\n";
    exit(-1);
}

Ndb myNdb(&cluster_connection,"ndb_examples");
if (myNdb.init(1024) == -1) { // Set max 1024 parallel transactions
    APIERROR(myNdb.getNdbError());
    exit(-1);
}

if(populate(&myNdb) > 0)
    std::cout << "populate: Success!" << std::endl;

if(update_key(&myNdb) > 0)
    std::cout << "update_key: Success!" << std::endl;

if(update_scan(&myNdb) > 0)
    std::cout << "update_scan: Success!" << std::endl;

if(fetch_key(&myNdb) > 0)
    std::cout << "fetch_key: Success!" << std::endl;

if(update2_key(&myNdb) > 0)
    std::cout << "update2_key: Success!" << std::endl;

if(delete_key(&myNdb) > 0)
    std::cout << "delete_key: Success!" << std::endl;
}

int main(int argc, char**argv)
{
    if (argc != 3)
    {
        std::cout << "Arguments are <socket mysql> <connect_string cluster>.\n";
        exit(-1);
    }
    char *mysqld_sock = argv[1];
    const char *connectstring = argv[2];

    mysql_connect_and_create(mysqld_sock);

    ndb_init();
    ndb_run_blob_operations(connectstring);
    ndb_end(0);

    return 0;
}

```

2.5.11 NDB API Example: Handling BLOB Columns and Values Using NdbRecord

This example illustrates the manipulation of a blob column in the NDB API using the [NdbRecord](#) interface. It demonstrates how to perform insert, read, and update operations, using both inline value buffers as well as read and write methods. It can be found in the file [storage/ndb/ndbapi-examples/ndbapi_blob_ndbrecord/main.cpp](#) in the NDB Cluster source trees.



Note

While the MySQL data type used in the example is actually [TEXT](#), the same principles apply

```

/*
ndbapi_blob_ndbrecord

Illustrates the manipulation of BLOB (actually TEXT in this example).
This example uses the NdbRecord style way of accessing tuples.

```

```

Shows insert, read, and update, using both inline value buffer and
read/write methods.
*/

#ifdef _WIN32
#include <winsock2.h>
#endif
#include <mysql.h>
#include <mysqld_error.h>
#include <NdbApi.hpp>
/* Used for cout. */
#include <iostream>
#include <stdio.h>
#include <ctype.h>
#include <stdlib.h>
#include <stddef.h>
#include <string.h>

/**
 * Helper debugging macros
 */
#define PRINT_ERROR(code,msg) \
    std::cout << "Error in " << __FILE__ << ", line: " << __LINE__ \
        << ", code: " << code \
        << ", msg: " << msg << "." << std::endl
#define MYSQLERROR(mysql) { \
    PRINT_ERROR(mysql_errno(&mysql),mysql_error(&mysql)); \
    exit(-1); }
#define APIERROR(error) { \
    PRINT_ERROR(error.code,error.message); \
    exit(-1); }

/* Quote taken from Project Gutenberg. */
const char *text_quote=
"Just at this moment, somehow or other, they began to run.\n"
"\n"
" Alice never could quite make out, in thinking it over\n"
"afterwards, how it was that they began: all she remembers is,\n"
"that they were running hand in hand, and the Queen went so fast\n"
"that it was all she could do to keep up with her: and still the\n"
"Queen kept crying 'Faster! Faster!' but Alice felt she COULD NOT\n"
"go faster, though she had not breath left to say so.\n"
"\n"
" The most curious part of the thing was, that the trees and the\n"
"other things round them never changed their places at all:\n"
"however fast they went, they never seemed to pass anything. 'I\n"
"wonder if all the things move along with us?' thought poor\n"
"puzzled Alice. And the Queen seemed to guess her thoughts, for\n"
"she cried, 'Faster! Don't try to talk!'\n"
"\n"
" Not that Alice had any idea of doing THAT. She felt as if she\n"
>would never be able to talk again, she was getting so much out of\n"
"breath: and still the Queen cried 'Faster! Faster!' and dragged\n"
"her along. 'Are we nearly there?' Alice managed to pant out at\n"
"last.\n"
"\n"
" 'Nearly there!' the Queen repeated. 'Why, we passed it ten\n"
"minutes ago! Faster!' And they ran on for a time in silence,\n"
"with the wind whistling in Alice's ears, and almost blowing her\n"
"hair off her head, she fancied.\n"
"\n"
" 'Now! Now!' cried the Queen. 'Faster! Faster!' And they\n"
>went so fast that at last they seemed to skim through the air,\n"
"hardly touching the ground with their feet, till suddenly, just\n"
"as Alice was getting quite exhausted, they stopped, and she found\n"
"herself sitting on the ground, breathless and giddy.\n"
"\n"
" The Queen propped her up against a tree, and said kindly, 'You\n"
"may rest a little now.'\n"
"\n"
" Alice looked round her in great surprise. 'Why, I do believe\n"
"we've been under this tree the whole time! Everything's just as\n"

```



```

"it was!\n"
"\n"
" 'Of course it is,' said the Queen, 'what would you have it?'\n"
"\n"
" 'Well, in OUR country,' said Alice, still panting a little,\n"
"'you'd generally get to somewhere else--if you ran very fast\n"
"for a long time, as we've been doing.'\n"
"\n"
" 'A slow sort of country!' said the Queen. 'Now, HERE, you see,\n"
"it takes all the running YOU can do, to keep in the same place.\n"
"If you want to get somewhere else, you must run at least twice as\n"
"fast as that!'\n"
"\n"
" 'I'd rather not try, please!' said Alice. 'I'm quite content\n"
"to stay here--only I AM so hot and thirsty!'\n"
"\n"
" -- Lewis Carroll, 'Through the Looking-Glass'.

/* NdbRecord objects. */

const NdbRecord *key_record;           // For specifying table key
const NdbRecord *blob_record;         // For accessing blob
const NdbRecord *full_record;         // All columns, for insert

/* C struct representing the row layout */
struct MyRow
{
    unsigned int myId;

    /* Pointer to Blob handle for operations on the blob column
     * Space must be left for it in the row, but a pointer to the
     * blob handle can also be obtained via calls to
     * NdbOperation::getBlobHandle()
     */
    NdbBlob* myText;
};

static void setup_records(Ndb *myNdb)
{
    NdbDictionary::RecordSpecification spec[2];

    NdbDictionary::Dictionary *myDict= myNdb->getDictionary();
    const NdbDictionary::Table *myTable= myDict->getTable("api_blob_ndbrecord");
    if (myTable == NULL)
        APIERROR(myDict->getNdbError());
    const NdbDictionary::Column *col1= myTable->getColumn("my_id");
    if (col1 == NULL)
        APIERROR(myDict->getNdbError());
    const NdbDictionary::Column *col2= myTable->getColumn("my_text");
    if (col2 == NULL)
        APIERROR(myDict->getNdbError());

    spec[0].column= col1;
    spec[0].offset= offsetof(MyRow, myId);
    spec[0].nullbit_byte_offset= 0;
    spec[0].nullbit_bit_in_byte= 0;
    spec[1].column= col2;
    spec[1].offset= offsetof(MyRow, myText);
    spec[1].nullbit_byte_offset= 0;
    spec[1].nullbit_bit_in_byte= 0;

    key_record= myDict->createRecord(myTable, &spec[0], 1, sizeof(spec[0]));
    if (key_record == NULL)
        APIERROR(myDict->getNdbError());
    blob_record= myDict->createRecord(myTable, &spec[1], 1, sizeof(spec[0]));
    if (blob_record == NULL)
        APIERROR(myDict->getNdbError());
    full_record= myDict->createRecord(myTable, &spec[0], 2, sizeof(spec[0]));
    if (full_record == NULL)
        APIERROR(myDict->getNdbError());
}

```

```

/*
Function to drop table.
*/
void drop_table(MYSQL &mysql)
{
    if (mysql_query(&mysql, "DROP TABLE api_blob_ndbrecord"))
        MYSQLERROR(mysql);
}

/*
Functions to create table.
*/
int try_create_table(MYSQL &mysql)
{
    return mysql_query(&mysql,
        "CREATE TABLE"
        "  api_blob_ndbrecord"
        "    (my_id INT UNSIGNED NOT NULL,"
        "     my_text TEXT NOT NULL,"
        "     PRIMARY KEY USING HASH (my_id))"
        "  ENGINE=NDB");
}

void create_table(MYSQL &mysql)
{
    if (try_create_table(mysql))
    {
        if (mysql_errno(&mysql) != ER_TABLE_EXISTS_ERROR)
            MYSQLERROR(mysql);
        std::cout << "NDB Cluster already has example table: api_blob_ndbrecord. "
            << "Dropping it..." << std::endl;
        /*****
        * Recreate table *
        *****/
        drop_table(mysql);
        if (try_create_table(mysql))
            MYSQLERROR(mysql);
    }
}

int populate(Ndb *myNdb)
{
    MyRow row;

    NdbTransaction *myTrans= myNdb->startTransaction();
    if (myTrans == NULL)
        APIERROR(myNdb->getNdbError());

    row.myId= 1;
    const NdbOperation *myNdbOperation= myTrans->insertTuple(full_record, (const char*) &row);
    if (myNdbOperation == NULL)
        APIERROR(myTrans->getNdbError());

    NdbBlob *myBlobHandle= myNdbOperation->getBlobHandle("my_text");
    if (myBlobHandle == NULL)
        APIERROR(myNdbOperation->getNdbError());
    myBlobHandle->setValue(text_quote, strlen(text_quote));

    int check= myTrans->execute(NdbTransaction::Commit);
    myTrans->close();
    return check != -1;
}

int update_key(Ndb *myNdb)
{
    MyRow row;

    /*
    Uppercase all characters in TEXT field, using primary key operation.
    Use piece-wise read/write to avoid loading entire data into memory

```

```

at once.
*/

NdbTransaction *myTrans= myNdb->startTransaction();
if (myTrans == NULL)
    APIERROR(myNdb->getNdbError());

row.myId= 1;

const NdbOperation *myNdbOperation=
    myTrans->updateTuple(key_record,
                        (const char*) &row,
                        blob_record,
                        (const char*) &row);
if (myNdbOperation == NULL)
    APIERROR(myTrans->getNdbError());

NdbBlob *myBlobHandle= myNdbOperation->getBlobHandle("my_text");
if (myBlobHandle == NULL)
    APIERROR(myNdbOperation->getNdbError());

/* Execute NoCommit to make the blob handle active so
 * that we can determine the actual Blob length
 */
if (-1 == myTrans->execute(NdbTransaction::NoCommit))
    APIERROR(myTrans->getNdbError());

Uint64 length= 0;
if (-1 == myBlobHandle->getLength(length))
    APIERROR(myBlobHandle->getNdbError());

/*
 * A real application should use a much larger chunk size for
 * efficiency, preferably much larger than the part size, which
 * defaults to 2000. 64000 might be a good value.
 */
#define CHUNK_SIZE 100
int chunk;
char buffer[CHUNK_SIZE];
for (chunk= (length-1)/CHUNK_SIZE; chunk >=0; chunk--)
{
    Uint64 pos= chunk*CHUNK_SIZE;
    Uint32 chunk_length= CHUNK_SIZE;
    if (pos + chunk_length > length)
        chunk_length= length - pos;

    /* Read from the end back, to illustrate seeking. */
    if (-1 == myBlobHandle->setPos(pos))
        APIERROR(myBlobHandle->getNdbError());
    if (-1 == myBlobHandle->readData(buffer, chunk_length))
        APIERROR(myBlobHandle->getNdbError());
    int res= myTrans->execute(NdbTransaction::NoCommit);
    if (-1 == res)
        APIERROR(myTrans->getNdbError());

    /* Uppercase everything. */
    for (Uint64 j= 0; j < chunk_length; j++)
        buffer[j]= toupper(buffer[j]);

    if (-1 == myBlobHandle->setPos(pos))
        APIERROR(myBlobHandle->getNdbError());
    if (-1 == myBlobHandle->writeData(buffer, chunk_length))
        APIERROR(myBlobHandle->getNdbError());
    /* Commit on the final update. */
    if (-1 == myTrans->execute(chunk ?
                                NdbTransaction::NoCommit :
                                NdbTransaction::Commit))
        APIERROR(myTrans->getNdbError());
}

myNdb->closeTransaction(myTrans);

```

```

return 1;
}

int update_scan(Ndb *myNdb)
{
    /*
     * Lowercase all characters in TEXT field, using a scan with
     * updateCurrentTuple().
     */
    char buffer[10000];

    NdbTransaction *myTrans= myNdb->startTransaction();
    if (myTrans == NULL)
        APIERROR(myNdb->getNdbError());

    NdbScanOperation *myScanOp=
        myTrans->scanTable(blob_record, NdbOperation::LM_Exclusive);
    if (myScanOp == NULL)
        APIERROR(myTrans->getNdbError());
    NdbBlob *myBlobHandle= myScanOp->getBlobHandle("my_text");
    if (myBlobHandle == NULL)
        APIERROR(myScanOp->getNdbError());
    if (myBlobHandle->getValue(buffer, sizeof(buffer)))
        APIERROR(myBlobHandle->getNdbError());

    /* Start the scan. */
    if (-1 == myTrans->execute(NdbTransaction::NoCommit))
        APIERROR(myTrans->getNdbError());

    const MyRow *out_row;
    int res;
    for (;;)
    {
        res= myScanOp->nextResult((const char*)&out_row, true, false);
        if (res==1)
            break; // Scan done.
        else if (res)
            APIERROR(myScanOp->getNdbError());

        Uint64 length= 0;
        if (myBlobHandle->getLength(length) == -1)
            APIERROR(myBlobHandle->getNdbError());

        /* Lowercase everything. */
        for (Uint64 j= 0; j < length; j++)
            buffer[j]= tolower(buffer[j]);

        /* 'Take over' the row locks from the scan to a separate
         * operation for updating the tuple
         */
        const NdbOperation *myUpdateOp=
            myScanOp->updateCurrentTuple(myTrans,
                                         blob_record,
                                         (const char*)out_row);

        if (myUpdateOp == NULL)
            APIERROR(myTrans->getNdbError());
        NdbBlob *myBlobHandle2= myUpdateOp->getBlobHandle("my_text");
        if (myBlobHandle2 == NULL)
            APIERROR(myUpdateOp->getNdbError());
        if (myBlobHandle2->setValue(buffer, length))
            APIERROR(myBlobHandle2->getNdbError());

        if (-1 == myTrans->execute(NdbTransaction::NoCommit))
            APIERROR(myTrans->getNdbError());
    }

    if (-1 == myTrans->execute(NdbTransaction::Commit))
        APIERROR(myTrans->getNdbError());

    myNdb->closeTransaction(myTrans);
}

```

```

return 1;
}

struct ActiveHookData {
    char buffer[10000];
    Uint32 readLength;
};

int myFetchHook(NdbBlob* myBlobHandle, void* arg)
{
    ActiveHookData *ahd= (ActiveHookData *)arg;

    ahd->readLength= sizeof(ahd->buffer) - 1;
    return myBlobHandle->readData(ahd->buffer, ahd->readLength);
}

int fetch_key(Ndb *myNdb)
{
    /* Fetch a blob without specifying how many bytes
     * to read up front, in one execution using
     * the 'ActiveHook' mechanism.
     * The supplied ActiveHook procedure is called when
     * the Blob handle becomes 'active'. At that point
     * the length of the Blob can be obtained, and buffering
     * arranged, and the data read requested.
     */

    /* Separate rows used to specify key and hold result */
    MyRow key_row;
    MyRow out_row;

    /*
     * Fetch and show the blob field, using setActiveHook().
     */

    NdbTransaction *myTrans= myNdb->startTransaction();
    if (myTrans == NULL)
        APIERROR(myNdb->getNdbError());

    key_row.myId= 1;
    out_row.myText= NULL;
    const NdbOperation *myNdbOperation=
        myTrans->readTuple(key_record,
                          (const char*) &key_row,
                          blob_record,
                          (char*) &out_row);
    if (myNdbOperation == NULL)
        APIERROR(myTrans->getNdbError());

    /* This time, we'll get the blob handle from the row, because
     * we can. Alternatively, we could use the normal mechanism
     * of calling getBlobHandle().
     */
    NdbBlob *myBlobHandle= out_row.myText;
    if (myBlobHandle == NULL)
        APIERROR(myNdbOperation->getNdbError());
    struct ActiveHookData ahd;
    if (myBlobHandle->setActiveHook(myFetchHook, &ahd) == -1)
        APIERROR(myBlobHandle->getNdbError());

    /*
     * Execute Commit, but calling our callback set up in setActiveHook()
     * before actually committing.
     */
    if (-1 == myTrans->execute(NdbTransaction::Commit))
        APIERROR(myTrans->getNdbError());
    myNdb->closeTransaction(myTrans);

    /* Our fetch callback will have been called during the execute(). */

    ahd.buffer[ahd.readLength]= '\0';
}

```

```

std::cout << "Fetched data:" << std::endl << ahd.buffer << std::endl;

return 1;
}

int update2_key(Ndb *myNdb)
{
    char buffer[10000];
    MyRow row;

    /* Simple setValue() update specified before the
     * Blob handle is made active
     */

    NdbTransaction *myTrans= myNdb->startTransaction();
    if (myTrans == NULL)
        APIERROR(myNdb->getNdbError());

    row.myId= 1;
    const NdbOperation *myNdbOperation=
        myTrans->updateTuple(key_record,
                            (const char*)&row,
                            blob_record,
                            (char*) &row);
    if (myNdbOperation == NULL)
        APIERROR(myTrans->getNdbError());
    NdbBlob *myBlobHandle= myNdbOperation->getBlobHandle("my_text");
    if (myBlobHandle == NULL)
        APIERROR(myNdbOperation->getNdbError());
    memset(buffer, ' ', sizeof(buffer));
    if (myBlobHandle->set_value(buffer, sizeof(buffer)) == -1)
        APIERROR(myBlobHandle->getNdbError());

    if (-1 == myTrans->execute(NdbTransaction::Commit))
        APIERROR(myTrans->getNdbError());
    myNdb->closeTransaction(myTrans);

    return 1;
}

int delete_key(Ndb *myNdb)
{
    MyRow row;

    /* Deletion of row containing blob via primary key. */

    NdbTransaction *myTrans= myNdb->startTransaction();
    if (myTrans == NULL)
        APIERROR(myNdb->getNdbError());

    row.myId= 1;
    const NdbOperation *myNdbOperation= myTrans->deleteTuple(key_record,
                                                            (const char*)&row,
                                                            full_record);

    if (myNdbOperation == NULL)
        APIERROR(myTrans->getNdbError());

    if (-1 == myTrans->execute(NdbTransaction::Commit))
        APIERROR(myTrans->getNdbError());
    myNdb->closeTransaction(myTrans);

    return 1;
}

void mysql_connect_and_create(const char *socket)
{
    MYSQL mysql;
    bool ok;

    mysql_init(&mysql);

```

```

ok = mysql_real_connect(&mysql, "localhost", "root", "", "", 0, socket, 0);
if(ok) {
    mysql_query(&mysql, "CREATE DATABASE ndb_examples");
    ok = ! mysql_select_db(&mysql, "ndb_examples");
}
if(ok) {
    create_table(mysql);
}
mysql_close(&mysql);

if(! ok) MYSQLERROR(mysql);
}

void ndb_run_ndbrecord_blob_operations(const char * connectstring)
{
    /* Connect to ndb cluster. */

    Ndb_cluster_connection cluster_connection(connectstring);
    if (cluster_connection.connect(4, 5, 1))
    {
        std::cout << "Unable to connect to cluster within 30 secs." << std::endl;
        exit(-1);
    }
    /* Optionally connect and wait for the storage nodes (ndbd's). */
    if (cluster_connection.wait_until_ready(30,0) < 0)
    {
        std::cout << "Cluster was not ready within 30 secs.\n";
        exit(-1);
    }

    Ndb myNdb(&cluster_connection, "ndb_examples");
    if (myNdb.init(1024) == -1) { // Set max 1024 parallel transactions
        APIERROR(myNdb.getNdbError());
        exit(-1);
    }

    setup_records(&myNdb);

    if(populate(&myNdb) > 0)
        std::cout << "populate: Success!" << std::endl;

    if(update_key(&myNdb) > 0)
        std::cout << "update_key: Success!" << std::endl;

    if(update_scan(&myNdb) > 0)
        std::cout << "update_scan: Success!" << std::endl;

    if(fetch_key(&myNdb) > 0)
        std::cout << "fetch_key: Success!" << std::endl;

    if(update2_key(&myNdb) > 0)
        std::cout << "update2_key: Success!" << std::endl;

    if(delete_key(&myNdb) > 0)
        std::cout << "delete_key: Success!" << std::endl;
}

int main(int argc, char**argv)
{
    if (argc != 3)
    {
        std::cout << "Arguments are <socket mysql> <connect_string cluster>.\n";
        exit(-1);
    }
    char *mysqld_sock = argv[1];
    const char *connectstring = argv[2];

    mysql_connect_and_create(mysqld_sock);

    ndb_init();
    ndb_run_ndbrecord_blob_operations(connectstring);
}

```

```

    ndb_end(0);

    return 0;
}

```

2.5.12 NDB API Simple Array Example

This program inserts [CHAR](#), [VARCHAR](#), and [BINARY](#) column data into a table by constructing [aRef](#) objects using local functions. It then reads the columns back and extracts the data from them using local functions.

This example assumes you have a table named [api_array_simple](#), created as follows:

```

CREATE TABLE api_array_simple (
  ATTR1 INT UNSIGNED NOT NULL PRIMARY KEY,
  ATTR2 CHAR(20) NOT NULL,
  ATTR3 VARCHAR(20) NOT NULL,
  ATTR4 VARCHAR(500) NOT NULL,
  ATTR5 BINARY(20) NOT NULL,
  ATTR6 VARBINARY(20) NOT NULL,
  ATTR7 VARBINARY(500) NOT NULL
) ENGINE NDB CHARSET latin1;

```



Note

This program uses a number of utilities which can be found in [storage/ndb/ndbapi-examples/common/](#). See [Section 2.5.15, "Common Files for NDB API Array Examples"](#), for listings of these.

The example file can be found as [ndbapi_array_simple/ndbapi_array_simple.cpp](#) in the NDB Cluster source distribution's [storage/ndb/ndbapi-examples](#) directory. (Bug #70550, Bug #17592990)

```

#include <NdbApi.hpp>
#include <iostream>
#include <vector>
#include <cstdlib>
#include <cstring>

/*
  See Section 2.5.15, "Common Files for NDB API Array Examples",
  for listings of these utilities.
*/
#include "../common/error_handling.hpp"
#include "../common/ndb_util.hpp"
#include "../common/util.hpp"

using namespace std;

/* structure to help in insertion */
struct RowData
{
  /* id */
  int attr1;
  /* CHAR(20)- fixed length, no additional length bytes */
  char attr2[20];
  /* VARCHAR(20) - requires one additional length byte (length < 256 ) */
  char attr3[1 + 20];
  /* VARCHAR(500) - requires two additional length bytes (length > 256 ) */
  char attr4[2 + 500];
  /* BINARY(20) - fixed length, requires no additional length byte */
  char attr5[20];
  /* VARBINARY(20) - requires one additional length byte (length < 256 ) */
  char attr6[1 + 20];
  /* VARBINARY(20) - requires one additional length byte (length > 256 ) */
  char attr7[2 + 500];
};

/* extracts the length and the start byte of the data stored */
static int get_byte_array(const NdbRecAttr* attr,

```



```

        const char*& first_byte,
        size_t& bytes)
{
    const NdbDictionary::Column::ArrayType array_type =
        attr->getColumn()->getArrayType();
    const size_t attr_bytes = attr->get_size_in_bytes();
    const char* aRef = attr->aRef();
    string result;

    switch (array_type) {
    case NdbDictionary::Column::ArrayTypeFixed:
        /*
         * No prefix length is stored in aRef. Data starts from aRef's first byte
         * data might be padded with blank or null bytes to fill the whole column
         */
        first_byte = aRef;
        bytes = attr_bytes;
        return 0;
    case NdbDictionary::Column::ArrayTypeShortVar:
        /*
         * First byte of aRef has the length of data stored
         * Data starts from second byte of aRef
         */
        first_byte = aRef + 1;
        bytes = (size_t)(aRef[0]);
        return 0;
    case NdbDictionary::Column::ArrayTypeMediumVar:
        /*
         * First two bytes of aRef has the length of data stored
         * Data starts from third byte of aRef
         */
        first_byte = aRef + 2;
        bytes = (size_t)(aRef[1]) * 256 + (size_t)(aRef[0]);
        return 0;
    default:
        first_byte = NULL;
        bytes = 0;
        return -1;
    }
}

/*
 * Extracts the string from given NdbRecAttr
 * Uses get_byte_array internally
 */
static int get_string(const NdbRecAttr* attr, string& str)
{
    size_t attr_bytes;
    const char* data_start_ptr = NULL;

    /* get stored length and data using get_byte_array */
    if(get_byte_array(attr, data_start_ptr, attr_bytes) == 0)
    {
        /* we have length of the string and start location */
        str = string(data_start_ptr, attr_bytes);
        if(attr->getType() == NdbDictionary::Column::Char)
        {
            /* Fixed Char : remove blank spaces at the end */
            size_t endpos = str.find_last_not_of(" ");
            if( string::npos != endpos )
            {
                str = str.substr(0, endpos+1);
            }
        }
    }
    return 0;
}

// Do a cleanup of all inserted tuples
static void do_cleanup(Ndb& ndb)
{
    const NdbDictionary::Dictionary* dict = ndb.getDictionary();

```

```

const NdbDictionary::Table *table = dict->getTable("api_array_simple");
if (table == nullptr) APIERROR(dict->getNdbError());

NdbTransaction *transaction= ndb.startTransaction();
if (transaction == nullptr) APIERROR(ndb.getNdbError());

for (int i = 0; i <= 20; i++)
{
    NdbOperation* myOperation = transaction->getNdbOperation(table);
    if (myOperation == nullptr) APIERROR(transaction->getNdbError());
    myOperation->deleteTuple();
    myOperation->equal("ATTR1", i);
}

if (transaction->execute(NdbTransaction::Commit) != 0)
{
    APIERROR(transaction->getNdbError());
}
ndb.closeTransaction(transaction);
}

/*****
 * Use one transaction and insert 21 rows in one batch *
 *****/
static void do_insert(Ndb& ndb)
{
    const NdbDictionary::Dictionary* dict = ndb.getDictionary();
    const NdbDictionary::Table *table = dict->getTable("api_array_simple");

    if (table == NULL) APIERROR(dict->getNdbError());

    NdbTransaction *transaction= ndb.startTransaction();
    if (transaction == NULL) APIERROR(ndb.getNdbError());

    /* Create and initialize sample data */
    const string meter = 50 * string("'''-,.,.,|");
    const string space = 20 * string(" ");
    unsigned char binary_meter[500];
    for (unsigned i = 0; i < 500; i++)
    {
        binary_meter[i] = (unsigned char)(i % 256);
    }

    vector<NdbOperation*> operations;
    for (int i = 0; i <= 20; i++)
    {
        RowData data;
        NdbOperation* myOperation = transaction->getNdbOperation(table);
        if (myOperation == NULL) APIERROR(transaction->getNdbError());
        data.attr1 = i;

        // Fill CHAR(20) with 'i' chars from meter
        strncpy (data.attr2, meter.c_str(), i);
        // Pad it with space up to 20 chars
        strncpy (data.attr2 + i, space.c_str(), 20 - i);

        // Fill VARCHAR(20) with 'i' chars from meter. First byte is
        // reserved for length field. No padding is needed.
        strncpy (data.attr3 + 1, meter.c_str(), i);
        // Set the length byte
        data.attr3[0] = (char)i;

        // Fill VARCHAR(500) with 20*i chars from meter. First two bytes
        // are reserved for length field. No padding is needed.
        strncpy (data.attr4 + 2, meter.c_str(), 20*i);
        // Set the length bytes
        data.attr4[0] = (char)(20*i % 256);
        data.attr4[1] = (char)(20*i / 256);

        // Fill BINARY(20) with 'i' bytes from binary_meter.
        memcpy(data.attr5, binary_meter, i);
    }
}

```

```

// Pad with 0 up to 20 bytes.
memset(data.attr5 + i, 0, 20 - i);

// Fill VARBINARY(20) with 'i' bytes from binary_meter. First byte
// is reserved for length field. No padding is needed.
memcpy(data.attr6 + 1, binary_meter, i);
// Set the length byte
data.attr6[0] = (char)i;

// Fill VARBINARY(500) with 'i' bytes from binary_meter. First two
// bytes are reserved for length field. No padding is needed.
memcpy(data.attr7 + 2, binary_meter, 20*i);
// Set the length bytes
data.attr7[0] = (char)(20*i % 256);
data.attr7[1] = (char)(20*i / 256);

myOperation->insertTuple();
myOperation->equal("ATTR1", data.attr1);
myOperation->setValue("ATTR2", data.attr2);
myOperation->setValue("ATTR3", data.attr3);
myOperation->setValue("ATTR4", data.attr4);
myOperation->setValue("ATTR5", data.attr5);
myOperation->setValue("ATTR6", data.attr6);
myOperation->setValue("ATTR7", data.attr7);

operations.push_back(myOperation);
}

// Now execute all operations in one batch, and check for errors.
if (transaction->execute( NdbTransaction::Commit ) != 0)
{
    for (size_t i = 0; i < operations.size(); i++)
    {
        const NdbError err= operations[i]->getNdbError();
        if(err.code != NdbError::Success)
        {
            cout << "Error inserting Row : " << i << endl;
            PRINT_ERROR(err.code, err.message);
        }
    }
    APIERROR(transaction->getNdbError());
}
ndb.closeTransaction(transaction);
}

/*
Reads the row with id = 17
Retrieves and prints value of the [VAR]CHAR/BINARY
*/
static void do_read(Ndb& ndb)
{
    const NdbDictionary::Dictionary* dict= ndb.getDictionary();
    const NdbDictionary::Table* table= dict->getTable("api_array_simple");

    if (table == NULL) APIERROR(dict->getNdbError());

    NdbTransaction *transaction= ndb.startTransaction();
    if (transaction == NULL) APIERROR(ndb.getNdbError());

    NdbOperation *operation= transaction->getNdbOperation(table);
    if (operation == NULL) APIERROR(transaction->getNdbError());

    /* create and execute a read operation */
    operation->readTuple(NdbOperation::LM_Read);
    operation->equal("ATTR1", 17);

    vector<NdbRecAttr*> attr;
    const int column_count= table->getNoOfColumns();
    attr.reserve(column_count);

    attr.push_back(nullptr);

```

```

for (int i= 1; i < column_count; i++)
{
    attr.push_back(operation->getValue(i, NULL));
    if (attr[i] == NULL) APIERROR(transaction->getNdbError());
}

if(transaction->execute( NdbTransaction::Commit ) == -1)
    APIERROR(transaction->getNdbError());

/* print the fetched data */
cout << "Row ID : 17\n";
for (int i= 1; i < column_count; i++)
{
    if (attr[i] != NULL)
    {
        NdbDictionary::Column::Type column_type = attr[i]->getType();
        cout << "Column id: " << i << ", name: " << attr[i]->getColumn()->getName()
            << ", size: " << attr[i]->get_size_in_bytes()
            << ", type: " << column_type_to_string(attr[i]->getType());
        switch (column_type) {
            case NdbDictionary::Column::Char:
            case NdbDictionary::Column::Varchar:
            case NdbDictionary::Column::Longvarchar:
                {
                    /* for char columns the actual string is printed */
                    string str;
                    get_string(attr[i], str);
                    cout << ", stored string length: " << str.length()
                        << ", value: " << str << endl;
                }
                break;
            case NdbDictionary::Column::Binary:
            case NdbDictionary::Column::Varbinary:
            case NdbDictionary::Column::Longvarbinary:
                {
                    /* for binary columns the sum of all stored bytes is printed */
                    const char* first;
                    size_t count;
                    get_byte_array(attr[i], first, count);
                    int sum = 0;
                    for (const char* byte = first; byte < first + count; byte++)
                    {
                        sum += (int)(*byte);
                    }
                    cout << ", stored bytes length: " << count
                        << ", sum of byte array: " << sum << endl;
                }
                break;
            default:
                cout << ", column type \" " << column_type_to_string(attr[i]->getType())
                    << "\" not covered by this example" << endl;
                break;
        }
    }
}

ndb.closeTransaction(transaction);
}

static void run_application(Ndb_cluster_connection &cluster_connection,
                           const char* database_name)
{
    /*
    * *****
    * Connect to database via NdbApi
    * *****
    */
    // Object representing the database
    Ndb ndb( &cluster_connection, database_name);
    if (ndb.init()) APIERROR(ndb.getNdbError());

    /*
    * Do different operations on database
    */
}

```

```

do_insert(ndb);
do_read(ndb);
do_cleanup(ndb);
}

int main(int argc, char** argv)
{
    if (argc != 3)
    {
        std::cout << "Arguments are <connect_string cluster> <database_name>.\n";
        exit(-1);
    }
    /* ndb_init must be called first */
    ndb_init();
    {
        /* connect to cluster */
        const char *connectstring = argv[1];
        Ndb_cluster_connection cluster_connection(connectstring);
        if (cluster_connection.connect(30 /* retries */,
                                      1 /* delay between retries */,
                                      0 /* verbose */)
        {
            std::cout << "Cluster management server was not ready within 30 secs.\n";
            exit(-1);
        }

        /* Connect and wait for the storage nodes */
        if (cluster_connection.wait_until_ready(30,10) < 0)
        {
            std::cout << "Cluster was not ready within 30 secs.\n";
            exit(-1);
        }

        /* run the application code */
        const char* dbname = argv[2];
        run_application(cluster_connection, dbname);
    }
    ndb_end(0);

    return 0;
}

```

Prior to NDB 8.0, this program could not be run more than once in succession during the same session (Bug #27009386).

2.5.13 NDB API Simple Array Example Using Adapter

This program inserts [CHAR](#), [VARCHAR](#), and [BINARY](#) column data into a table by constructing aRef objects using array adapters of the type defined in [common/array_adapter.hpp](#) (see [Section 2.5.15, "Common Files for NDB API Array Examples"](#)). It then reads the columns back and extracts the data, again using array adapters.

The example uses the table shown here:

```

CREATE TABLE api_array_using_adapter (
  ATTR1 INT UNSIGNED NOT NULL PRIMARY KEY,
  ATTR2 CHAR(20) NOT NULL,
  ATTR3 VARCHAR(20) NOT NULL,
  ATTR4 VARCHAR(500) NOT NULL,
  ATTR5 BINARY(20) NOT NULL,
  ATTR6 VARBINARY(20) NOT NULL,
  ATTR7 VARBINARY(500) NOT NULL
) ENGINE NDB CHARSET latin1;

```

The example file can be found as [ndbapi_array_using_adapter/ndbapi_array_using_adapter.cpp](#) in the NDB Cluster source distribution's [storage/ndb/ndbapi-examples](#) directory. (Bug #70550, Bug #17592990)

```

#include <NdbApi.hpp>
#include <iostream>

```

```

#include <vector>;
#include <cstdlib>;
#include <cstring>;

using namespace std;

/*
 See Section 2.5.15, "Common Files for NDB API Array Examples",
 for listings of these utilities.
*/
#include "../common/error_handling.hpp"
#include "../common/array_adapter.hpp"
#include "../common/ndb_util.hpp"
#include "../common/util.hpp"

// Do a cleanup of all inserted rows
static void do_cleanup(Ndb& ndb)
{
    const NdbDictionary::Dictionary* dict = ndb.getDictionary();

    const NdbDictionary::Table *table = dict->getTable("api_array_using_adapter");
    if (table == nullptr) APIERROR(dict->getNdbError());

    NdbTransaction *transaction= ndb.startTransaction();
    if (transaction == nullptr) APIERROR(ndb.getNdbError());

    // Delete all 21 rows using a single transaction
    for (int i = 0; i <= 20; i++)
    {
        NdbOperation* myOperation = transaction->getNdbOperation(table);
        if (myOperation == nullptr) APIERROR(transaction->getNdbError());
        myOperation->deleteTuple();
        myOperation->equal("ATTR1", i);
    }

    if (transaction->execute(NdbTransaction::Commit) != 0)
    {
        APIERROR(transaction->getNdbError());
    }
    ndb.closeTransaction(transaction);
}

// Use one transaction and insert 21 rows in one batch.
static void do_insert(Ndb& ndb)
{
    const NdbDictionary::Dictionary* dict = ndb.getDictionary();
    const NdbDictionary::Table *table = dict->getTable("api_array_using_adapter");

    if (table == NULL)
    {
        APIERROR(dict->getNdbError());
    }

    // Get a column object for each CHAR/VARCHAR/BINARY/VARBINARY column
    // to insert into.
    const NdbDictionary::Column *column2 = table->getColumn("ATTR2");
    if (column2 == NULL)
    {
        APIERROR(dict->getNdbError());
    }

    const NdbDictionary::Column *column3 = table->getColumn("ATTR3");
    if (column3 == NULL)
    {
        APIERROR(dict->getNdbError());
    }

    const NdbDictionary::Column *column4 = table->getColumn("ATTR4");
    if (column4 == NULL)
    {
        APIERROR(dict->getNdbError());
    }
}

```

```

}

const NdbDictionary::Column *column5 = table->getColumn("ATTR5");
if (column5 == NULL)
{
    APIERROR(dict->getNdbError());
}

const NdbDictionary::Column *column6 = table->getColumn("ATTR6");
if (column6 == NULL)
{
    APIERROR(dict->getNdbError());
}

const NdbDictionary::Column *column7 = table->getColumn("ATTR7");
if (column7 == NULL)
{
    APIERROR(dict->getNdbError());
}

// Create a read/write attribute adapter to be used for all
// CHAR/VARCHAR/BINARY/VARBINARY columns.
ReadWriteArrayAdapter attr_adapter;

// Create and initialize sample data.
const string meter = 50 * string("'''-,,,|");
unsigned char binary_meter[500];
for (unsigned i = 0; i < 500; i++)
{
    binary_meter[i] = (unsigned char)(i % 256);
}

NdbTransaction *transaction= ndb.startTransaction();
if (transaction == NULL) APIERROR(ndb.getNdbError());

// Create 21 operations and put a reference to them in a vector to
// be able to find failing operations.
vector<NdbOperation*> operations;
for (int i = 0; i <= 20; i++)
{
    NdbOperation* operation = transaction->getNdbOperation(table);
    if (operation == NULL) APIERROR(transaction->getNdbError());
    operation->insertTuple();

    operation->equal("ATTR1", i);

    /* use ReadWrite Adapter to convert string to aRefs */
    ReadWriteArrayAdapter::ErrorType error;

    char *attr2_aRef;
    attr2_aRef= attr_adapter.make_aRef(column2, meter.substr(0,i), error);
    PRINT_IF_NOT_EQUAL(error, ReadWriteArrayAdapter::Success,
        "make_aRef failed for ATTR2");
    operation->setValue("ATTR2", attr2_aRef);

    char *attr3_aRef;
    attr3_aRef= attr_adapter.make_aRef(column3, meter.substr(0,i), error);
    PRINT_IF_NOT_EQUAL(error, ReadWriteArrayAdapter::Success,
        "make_aRef failed for ATTR3");
    operation->setValue("ATTR3", attr3_aRef);

    char *attr4_aRef;
    attr4_aRef= attr_adapter.make_aRef(column4, meter.substr(0,20*i), error);
    PRINT_IF_NOT_EQUAL(error, ReadWriteArrayAdapter::Success,
        "make_aRef failed for ATTR4");
    operation->setValue("ATTR4", attr4_aRef);

    char* attr5_aRef;
    char* attr5_first;
    attr_adapter.allocate_in_bytes(column5, attr5_aRef, attr5_first, i, error);
    PRINT_IF_NOT_EQUAL(error, ReadWriteArrayAdapter::Success,
        "allocate_in_bytes failed for ATTR5");
}

```

```

memcpy(attr5_first, binary_meter, i);
operation->setValue("ATTR5", attr5_aRef);

char* attr6_aRef;
char* attr6_first;
attr_adapter.allocate_in_bytes(column6, attr6_aRef, attr6_first, i, error);
PRINT_IF_NOT_EQUAL(error, ReadWriteArrayAdapter::Success,
    "allocate_in_bytes failed for ATTR6");
memcpy(attr6_first, binary_meter, i);
operation->setValue("ATTR6", attr6_aRef);

char* attr7_aRef;
char* attr7_first;
attr_adapter.allocate_in_bytes(column7, attr7_aRef, attr7_first, 20*i, error);
PRINT_IF_NOT_EQUAL(error, ReadWriteArrayAdapter::Success,
    "allocate_in_bytes failed for ATTR7");
memcpy(attr7_first, binary_meter, 20*i);
operation->setValue("ATTR7", attr7_aRef);

operations.push_back(operation);
}

// Now execute all operations in one batch, and check for errors.
if (transaction->execute( NdbTransaction::Commit ) != 0)
{
    for (size_t i = 0; i < operations.size(); i++)
    {
        const NdbError err= operations[i]->getNdbError();
        if(err.code != NdbError::Success)
        {
            cout << "Error inserting Row : " << i << endl;
            PRINT_ERROR(err.code, err.message);
        }
    }
    APIERROR(transaction->getNdbError());
}
ndb.closeTransaction(transaction);
}

/*
Reads the row with id = 17
Retrieves and prints value of the [VAR]CHAR/BINARY using array_adapter
*/
static void do_read(Ndb& ndb)
{
    const NdbDictionary::Dictionary* dict= ndb.getDictionary();
    const NdbDictionary::Table* table= dict->getTable("api_array_using_adapter");

    if (table == NULL) APIERROR(dict->getNdbError());

    NdbTransaction *transaction= ndb.startTransaction();
    if (transaction == NULL) APIERROR(ndb.getNdbError());

    NdbOperation *operation= transaction->getNdbOperation(table);
    if (operation == NULL) APIERROR(transaction->getNdbError());

    operation->readTuple(NdbOperation::LM_Read);
    operation->equal("ATTR1", 17);

    vector<NdbRecAttr*> attr;
    const int column_count= table->getNoOfColumns();
    attr.reserve(column_count);

    attr.push_back(nullptr);

    for (int i= 1; i < column_count; i++)
    {
        attr.push_back(operation->getValue(i, NULL));
        if (attr[i] == NULL) APIERROR(transaction->getNdbError());
    }

    if(transaction->execute( NdbTransaction::Commit ) == -1)

```



```

    APIERROR(transaction->getNdbError());

    /* Now use an array adapter to read the data from columns */
    const ReadOnlyArrayAdapter attr_adapter;
    ReadOnlyArrayAdapter::ErrorType error;

    /* print the fetched data */
    cout << "Row ID : 17\n";
    for (int i= 1; i < column_count; i++)
    {
        if (attr[i] != NULL)
        {
            NdbDictionary::Column::Type column_type = attr[i]->getType();
            cout << "Column id: " << i
                 << ", name: " << attr[i]->getColumn()->getName()
                 << ", size: " << attr[i]->get_size_in_bytes()
                 << ", type: " << column_type_to_string(attr[i]->getType());
            if(attr_adapter.is_binary_array_type(column_type))
            {
                /* if column is [VAR]BINARY, get the byte array and print their sum */
                const char* data_ptr;
                size_t data_length;
                attr_adapter.get_byte_array(attr[i], data_ptr,
                                           data_length, error);
                if(error == ReadOnlyArrayAdapter::Success)
                {
                    int sum = 0;
                    for (size_t j = 0; j < data_length; j++)
                        sum += (int)(data_ptr[j]);
                    cout << ", stored bytes length: " << data_length
                         << ", sum of byte array: " << sum << endl;
                }
                else
                    cout << ", error fetching value." << endl;
            }
            else
            {
                /* if the column is [VAR]CHAR, retrieve the string and print */
                std::string value= attr_adapter.get_string(attr[i], error);
                if(error == ReadOnlyArrayAdapter::Success)
                {
                    cout << ", stored string length: " << value.length()
                         << ", value: " << value
                         << endl;
                }
                else
                    cout << ", error fetching value." << endl;
            }
        }
    }

    ndb.closeTransaction(transaction);
}

static void run_application(Ndb_cluster_connection &cluster_connection,
                           const char* database_name)
{
    /*
     * Connect to database via NdbApi
     */
    /* *****
     * *****
     */
    // Object representing the database
    Ndb ndb( &cluster_connection, database_name);
    if (ndb.init()) APIERROR(ndb.getNdbError());

    /*
     * Do different operations on database
     */
    do_insert(ndb);
    do_read(ndb);
    do_cleanup(ndb);
}

```

```

int main(int argc, char** argv)
{
    if (argc != 3)
    {
        std::cout << "Arguments are <connect_string cluster> <database_name>.\n";
        exit(-1);
    }
    /* ndb_init must be called first */
    ndb_init();
    {
        /* connect to cluster */
        const char *connectstring = argv[1];
        Ndb_cluster_connection cluster_connection(connectstring);
        if (cluster_connection.connect(30 /* retries */,
                                      1 /* delay between retries */,
                                      0 /* verbose */)
        {
            std::cout << "Cluster management server was not ready within 30 secs.\n";
            exit(-1);
        }

        /* Connect and wait for the storage nodes */
        if (cluster_connection.wait_until_ready(30,10) < 0)
        {
            std::cout << "Cluster was not ready within 30 secs.\n";
            exit(-1);
        }

        /* run the application code */
        const char* dbname = argv[2];
        run_application(cluster_connection, dbname);
    }
    ndb_end(0);

    return 0;
}

```

Prior to NDB 8.0, this program could not be run more than once in succession during the same session (Bug #27009386).

2.5.14 Timestamp2 Example

The file `timestamp2.cpp` reproduced in this section provides an example of working in NDB API applications with the “new” MySQL temporal data types supporting fractional seconds.

For more information working with MySQL temporal and other data types in the NDB API, see [Section 2.1.3.2, “NDB API Handling of MySQL Data Types”](#).

```

#include <stdio.h>
#include <stdlib.h>
#include <iostream>
#include <NdbApi.hpp>
#include <string>
#include <unistd.h>

//no binlog value
#define NDB_ANYVALUE_FOR_NOLOGGING 0x8000007f

using namespace std;

int setTimestamp(NdbOperation* op,
                const NdbDictionary::Column* col,
                unsigned int value)
{
    if (col->getType() == NDB_TYPE_TIMESTAMP)
    {
        /* Set as 32-bit int in host layout */
        return op->setValue(col->getName(), value);
    }
    else if (col->getType() == NDB_TYPE_TIMESTAMP2)
    {

```

```

    /* Set as 64 bit big-endian value */
    //assert(col->getPrecision() == 0);
    UInt64 ts = 0;
    unsigned char* bytes = (unsigned char*) &ts;
    bytes[0] = value >> 24 & 0xff;
    bytes[1] = value >> 16 & 0xff;
    bytes[2] = value >> 8 & 0xff;
    bytes[3] = value & 0xff;
    return op->setValue(col->getName(), ts);
}
else
{
    cout << "Bad type for column " << col->getType()
        << std::endl;
    exit(1);
}
}

unsigned int readTimestamp(NdbRecAttr* recAttr)
{
    if (recAttr->getType() == NDB_TYPE_TIMESTAMP)
    {
        /* Timestamp is in native 32 bit layout */
        return recAttr->u_32_value();
    }
    else if (recAttr->getType() == NDB_TYPE_TIMESTAMP2)
    {
        /* Timestamp is in big-endian layout */
        //assert(recAttr->getColumn()->getPrecision() == 0);
        UInt64 ts2 = recAttr->u_64_value();
        const unsigned char* bytes = (const unsigned char*) &ts2;
        const unsigned int ts =
            (UInt64(bytes[0]) << 24) +
            (UInt64(bytes[1]) << 16) +
            (UInt64(bytes[2]) << 8) +
            (UInt64(bytes[3]));

        return ts;
    }
    else
    {
        cout << "Error with timestamp column type : "
            << recAttr->getType()
            << endl;
        exit(1);
    }
}

void insert(string connectString)
{
    Ndb_cluster_connection *cluster_connection = new Ndb_cluster_connection(connectString.c_str());
    if(cluster_connection->connect(5,5,1)) {
        cout << "Cannot connect to Cluster using connectstring: " << connectString << endl;
        exit(1);
    }

    if(cluster_connection->wait_until_ready(30,0) < 0) {
        cout << "Cluster was not ready within 30 seconds" << endl;
    }

    Ndb *myNdb = new Ndb(cluster_connection, "myndb_user_data");

    if(myNdb->init(1024) == -1){
        cout << "Error: Cannot initialize NDB object" << endl;
        exit(-1);
    }

    const NdbDictionary::Dictionary *dict = myNdb->getDictionary();
    if (dict == NULL) {
        cout << "Error: Cannot fetch NndDictionary" << endl;
        exit(0);
    }
}

```

```

const NdbDictionary::Table *timestampTable = dict->getTable("TIMESTAMP_TEST");
if (timestampTable == NULL) {
    cout << "Error: Cannot fetch MYNDB table" << endl;
    exit(0);
}

NdbTransaction *trans = myNdb->startTransaction();
if (trans == NULL) {
    cout << "Error: Cannot start new transaction" << endl;
    exit(1);
}

NdbOperation *myOperation = trans->getNdbOperation(timestampTable);
if ( myOperation == NULL) {
    cout << "Error: Cannot get new operation" << endl;
    exit(1);
}

myOperation->insertTuple();

Uint64 value;
myNdb->getAutoIncrementValue(timestampTable, value, (Uint32)32);
myOperation->setValue("KEY_COL", value);

time_t timestamp= time(NULL);
setTimestamp(myOperation,
             timestampTable->getColumn("createTimestamp"),
             timestamp);
setTimestamp(myOperation,
             timestampTable->getColumn("modifyTimestamp"),
             timestamp);
//disable binlogging
myOperation->setAnyValue(NDB_ANYVALUE_FOR_NOLOGGING);

if(trans->execute(NdbTransaction::Commit) != 0) {
    cout << "Error: " << trans->getNdbError().message << endl;
    exit(1);
}

myNdb->closeTransaction(trans);

delete myNdb;

delete cluster_connection;
}

void fetch_from_database(string connectString)
{
    Ndb_cluster_connection *cluster_connection = new Ndb_cluster_connection(connectString.c_str());
    if(cluster_connection->connect(5,5,1)) {
        cout << "Cannot connect to Cluster using connectstring: "<< connectString << endl;
        exit(1);
    }

    if(cluster_connection->wait_until_ready(30,0) < 0) {
        cout << "Cluster was not ready within 30 seconds" << endl;
    }

    Ndb *myNdb = new Ndb(cluster_connection, "myndb_user_data");

    if(myNdb->init(1024) == -1){
        cout << "Error: Cannot initialize NDB object" << endl;
        exit(-1);
    }

    const NdbDictionary::Dictionary *dict = myNdb->getDictionary();
    if (dict == NULL) {
        cout << "Error: Cannot fetch NndDictionary" << endl;
        exit(0);
    }
}

```

```

}

const NdbDictionary::Table *timestampTable = dict->getTable("TIMESTAMP_TEST");
if (timestampTable == NULL) {
    cout << "Error: Cannot fetch MYNDB table" << endl;
    exit(0);
}

NdbTransaction *trans = myNdb->startTransaction();
if (trans == NULL) {
    cout << "Error: Cannot start new transaction" << endl;
    exit(1);
}

NdbScanOperation *myOperation = trans->getNdbScanOperation(timestampTable);
if ( myOperation == NULL) {
    cout << "Error: Cannot get new operation" << endl;
    exit(1);
}

if (myOperation->readTuples(NdbOperation::LM_Exclusive) == -1){
    cout << "Error: " << trans->getNdbError().message << endl;
    exit(0);
}

NdbRecAttr *recAttrs[3];
recAttrs[0] = myOperation->getValue("KEY_COL");
recAttrs[1] = myOperation->getValue("createTimestamp");
recAttrs[2] = myOperation->getValue("modifyTimestamp");

if (recAttrs[0] == NULL || recAttrs[1] == NULL || recAttrs[2] == NULL) {
    cout << "Error: " << trans->getNdbError().message << endl;
    exit(0);
}

if(trans->execute(NdbTransaction::NoCommit) != 0) {
    cout << "Error: " << trans->getNdbError().message << endl;
    exit(1);
}

int check;

while((check = myOperation->nextResult(true)) == 0){
    do {
        cout << recAttrs[0]->u_32_value() << "\t";
        cout << readTimestamp(recAttrs[1]) << "\t";
        cout << readTimestamp(recAttrs[2]) << std::endl;
    } while((check = myOperation->nextResult(false)) == 0);
}

myNdb->closeTransaction(trans);

delete myNdb;

delete cluster_connection;
}

int main(int argc, char **argv) {
    cout << "Timestamp test application!!!!" << endl;

    //fetch parameters
    string connectString;

    if (argc < 2) {
        cout<<"Please provide connect string for PLDB"<<endl;
        exit(1);
    }
    connectString = argv[1];

    ndb_init();

```

```

insert(connectString);

fetch_from_database(connectString);

ndb_end(0);

return EXIT_SUCCESS;
}

```

2.5.15 Common Files for NDB API Array Examples

In the NDB Cluster source distribution, the `storage/ndb/ndbapi-examples` directory `storage/ndb/ndbapi-examples/common` contains four header files with utilities for use in example NDB API programs. (Bug #70550, Bug #17592990) The names of these files are listed here:

- `array_adapter.hpp`: Contains utility classes for converting between C++ style strings or byte arrays and the format used by NDB internally for `VARCHAR`, `CHAR`, and `VARBINARY` types.
- `error_handling.hpp`: Contains error handling functions.
- `ndb_util.hpp`: Defines a `column_type_to_string()` function which handles NDB column types.
- `util.hpp`: Provides a method for generating strings of arbitrary length.

Following in this section are source listings for each of the header files.

array_adapter.hpp

```

#ifndef ARRAY_ADAPTER_HPP
#define ARRAY_ADAPTER_HPP

#include <algorithm>
#include <assert.h>

/*
Utility classes to convert between C++ strings/byte arrays and the
internal format used for [VAR]CHAR/BINARY types.

Base class that can be used for read operations. The column type is
taken from the NdbRecAttr object, so only one object is needed to
convert from different [VAR]CHAR/BINARY types. No additional memory
is allocated.
*/
class ReadOnlyArrayAdapter {
public:
    ReadOnlyArrayAdapter() {}

    enum ErrorType {Success,
                    InvalidColumnType,
                    InvalidArrayType,
                    InvalidNullColumn,
                    InvalidNullAttribute,
                    InvalidNullaRef,
                    BytesOutOfRange,
                    UnknownError};

    /*
Return a C++ string from the aRef() value of attr. This value
will use the column and column type from attr. The advantage is
for reading; the same ArrayAdapter can be used for multiple
columns. The disadvantage is; passing an attribute not of
[VAR]CHAR/BINARY type will result in a traditional exit(-1)
*/
    std::string get_string(const NdbRecAttr* attr,
                          ErrorType& error) const;

    /* Calculate the first_byte and number of bytes in aRef for attr */
    void get_byte_array(const NdbRecAttr* attr,
                       const char*& first_byte,

```

```

        size_t& bytes,
        ErrorType& error) const;

    /* Check if a column is of type [VAR]BINARY */
    bool is_binary_array_type(const NdbDictionary::Column::Type t) const;

    /* Check if a column is of type [VAR]BINARY or [VAR]CHAR */
    bool is_array_type(const NdbDictionary::Column::Type t) const;
private:
    /* Disable copy constructor */
    ReadOnlyArrayAdapter(const ReadOnlyArrayAdapter& a) {}
};

/*
Extension to ReadOnlyArrayAdapter to be used together with
insert/write/update operations. Memory is allocated for each
call to make_aRef or allocate_in_bytes. The memory allocated will
be deallocated by the destructor. To save memory, the scope of an
instance of this class should not be longer than the life time of
the transaction. On the other hand, it must be long enough for the
usage of all references created
*/
class ReadWriteArrayAdapter : public ReadOnlyArrayAdapter {
public:
    ReadWriteArrayAdapter() {}

    /* Destructor, the only place where memory is deallocated */
    ~ReadWriteArrayAdapter();

    /*
Create a binary representation of the string 's' and return a
pointer to it. This pointer can later be used as argument to for
example setValue
*/
    char* make_aRef(const NdbDictionary::Column* column,
                   std::string s,
                   ErrorType& error);

    /*
Allocate a number of bytes suitable for this column type. aRef
can later be used as argument to for example setValue. first_byte
is the first byte to store data to. bytes is the number of bytes
to allocate
*/
    void allocate_in_bytes(const NdbDictionary::Column* column,
                           char*& aRef,
                           char*& first_byte,
                           size_t bytes,
                           ErrorType& error);

private:
    /* Disable copy constructor */
    ReadWriteArrayAdapter(const ReadWriteArrayAdapter& a)
        :ReadOnlyArrayAdapter() {}

    /* Record of allocated char arrays to delete by the destructor */
    std::vector<char*> aRef_created;
};

inline ReadWriteArrayAdapter::~~ReadWriteArrayAdapter()
{
    for (std::vector<char*>::iterator i = aRef_created.begin();
         i != aRef_created.end();
         ++i) {
        delete [] *i;
    }
}

char*

```

```

ReadWriteArrayAdapter::
make_aRef(const NdbDictionary::Column* column,
          std::string input,
          ErrorType& error)
{
    char* new_ref;
    char* data_start;

    /*
     * Allocate bytes and push them into the aRef_created vector.
     * After this operation, new_ref has a complete aRef to use in insertion
     * and data_start has ptr from which data is to be written.
     * The new_aref returned is padded completely with blank spaces.
     */
    allocate_in_bytes(column, new_ref, data_start, input.length(), error);

    if(error != Success)
    {
        return NULL;
    }

    /*
     * Copy the input string into aRef's data pointer
     * without affecting remaining blank spaces at end.
     */
    strncpy(data_start, input.c_str(), input.length());

    return new_ref;
}

void
ReadWriteArrayAdapter::
allocate_in_bytes(const NdbDictionary::Column* column,
                 char*& aRef,
                 char*& first_byte,
                 size_t bytes,
                 ErrorType& error)
{
    bool is_binary;
    char zero_char;
    NdbDictionary::Column::ArrayType array_type;
    size_t max_length;

    /* unless there is going to be any problem */
    error = Success;

    if (column == NULL)
    {
        error = InvalidNullColumn;
        aRef = NULL;
        first_byte = NULL;
        return;
    }

    if (!is_array_type(column->getType()))
    {
        error = InvalidColumnType;
        aRef = NULL;
        first_byte = NULL;
        return;
    }

    is_binary = is_binary_array_type(column->getType());
    zero_char = (is_binary ? 0 : ' ');
    array_type = column->getArrayType();
    max_length = column->getLength();

    if (bytes > max_length)
    {
        error = BytesOutOfRange;
        aRef = NULL;
    }
}

```



```

    first_byte = NULL;
    return;
}

switch (array_type) {
case NdbDictionary::Column::ArrayTypeFixed:
    /* no need to store length bytes */
    aRef = new char[max_length];
    first_byte = aRef;
    /* pad the complete string with blank space (or) null bytes */
    for (size_t i=0; i < max_length; i++) {
        aRef[i] = zero_char;
    }
    break;
case NdbDictionary::Column::ArrayTypeShortVar:
    /* byte length stored over first byte. no padding required */
    aRef = new char[1 + bytes];
    first_byte = aRef + 1;
    aRef[0] = (char)bytes;
    break;
case NdbDictionary::Column::ArrayTypeMediumVar:
    /* byte length stored over first two bytes. no padding required */
    aRef = new char[2 + bytes];
    first_byte = aRef + 2;
    aRef[0] = (char)(bytes % 256);
    aRef[1] = (char)(bytes / 256);
    break;
}
aRef_created.push_back(aRef);
}

std::string ReadOnlyArrayAdapter::get_string(const NdbRecAttr* attr,
                                             ErrorType& error) const
{
    size_t attr_bytes= 0;
    const char* data_ptr= NULL;
    std::string result= "";

    /* get the beginning of data and its size.. */
    get_byte_array(attr, data_ptr, attr_bytes, error);

    if(error != Success)
    {
        return result;
    }

    /* ..and copy the value into result */
    result = string(data_ptr, attr_bytes);

    /* special treatment for FixedArrayType to eliminate padding characters */
    if(attr->getColumn()->getArrayType() == NdbDictionary::Column::ArrayTypeFixed)
    {
        char padding_char = ' ';
        std::size_t last = result.find_last_not_of(padding_char);
        result = result.substr(0, last+1);
    }

    return result;
}

void
ReadOnlyArrayAdapter::
get_byte_array(const NdbRecAttr* attr,
              const char*& data_ptr,
              size_t& bytes,
              ErrorType& error) const
{
    /* unless there is a problem */
    error= Success;
}

```

```

if (attr == NULL)
{
    error = InvalidNullAttribute;
    return;
}

if (!is_array_type(attr->getType()))
{
    error = InvalidColumnType;
    return;
}

const NdbDictionary::Column::ArrayType array_type =
    attr->getColumn()->getArrayType();
const size_t attr_bytes = attr->get_size_in_bytes();
const char* aRef = attr->aRef();

if(aRef == NULL)
{
    error= InvalidNullaRef;
    return;
}

switch (array_type) {
case NdbDictionary::Column::ArrayTypeFixed:
    /* no length bytes stored with aRef */
    data_ptr = aRef;
    bytes = attr_bytes;
    break;
case NdbDictionary::Column::ArrayTypeShortVar:
    /* first byte of aRef has length of the data */
    data_ptr = aRef + 1;
    bytes = (size_t)(aRef[0]);
    break;
case NdbDictionary::Column::ArrayTypeMediumVar:
    /* first two bytes of aRef has length of the data */
    data_ptr = aRef + 2;
    bytes = (size_t)(aRef[1]) * 256 + (size_t)(aRef[0]);
    break;
default:
    /* should never reach here */
    data_ptr = NULL;
    bytes = 0;
    error = InvalidArrayType;
    break;
}
}

bool
ReadOnlyArrayAdapter::
is_binary_array_type(const NdbDictionary::Column::Type t) const
{
    bool is_binary;

    switch (t)
    {
    case NdbDictionary::Column::Binary:
    case NdbDictionary::Column::Varbinary:
    case NdbDictionary::Column::Longvarbinary:
        is_binary = true;
        break;
    default:
        is_binary = false;
    }
    return is_binary;
}

bool
ReadOnlyArrayAdapter::
is_array_type(const NdbDictionary::Column::Type t) const

```

```

{
    bool is_array;

    switch (t)
    {
    case NdbDictionary::Column::Binary:
    case NdbDictionary::Column::Varbinary:
    case NdbDictionary::Column::Longvarbinary:
    case NdbDictionary::Column::Char:
    case NdbDictionary::Column::Varchar:
    case NdbDictionary::Column::Longvarchar:
        is_array = true;
        break;
    default:
        is_array = false;
    }
    return is_array;
}

#endif // #ifndef ARRAY_ADAPTER_HPP

```

error_handling.hpp

```

#ifndef ERROR_HANDLING_HPP
#define ERROR_HANDLING_HPP

template <typename T>
inline static void print_if_not_equal(T got,
                                     T expected,
                                     const char* msg,
                                     const char* file,
                                     int line)
{
    std::cout << "Got value " << got << " instead of expected value " << expected
               << " in " << file << ":" << line;
}

#define PRINT_IF_NOT_EQUAL(got, expected, msg) { \
    if (got != expected) { \
        print_if_not_equal(got, expected, msg, __FILE__, __LINE__); \
        exit(-1); \
    } \
}

#define PRINT_ERROR(code,msg) \
    std::cout << "Error in " << __FILE__ << ", line: " << __LINE__ \
    << ", code: " << code \
    << ", msg: " << msg << "." << std::endl

#define APIERROR(error) { \
    PRINT_ERROR(error.code,error.message); \
    exit(-1); }

#endif

```

ndb_util.hpp

```

#ifndef NDB_UTIL_HPP
#define NDB_UTIL_HPP

#include <NdbApi.hpp>
#include <string>
#include <sstream>

static const std::string column_type_to_string(NdbDictionary::Column::Type type)
{
    switch (type)
    {
    case NdbDictionary::Column::Undefined:
        return "Undefined";
    case NdbDictionary::Column::Tinyint:
        return "Tinyint";
    }
}

```

```
case NdbDictionary::Column::Tinyunsigned:
    return "Tinyunsigned";
case NdbDictionary::Column::Smallint:
    return "Smallint";
case NdbDictionary::Column::Smallunsigned:
    return "Smallunsigned";
case NdbDictionary::Column::Mediumint:
    return "Mediumint";
case NdbDictionary::Column::Mediumunsigned:
    return "Mediumunsigned";
case NdbDictionary::Column::Int:
    return "Int";
case NdbDictionary::Column::Unsigned:
    return "Unsigned";
case NdbDictionary::Column::Bigint:
    return "Bigint";
case NdbDictionary::Column::Bigunsigned:
    return "Bigunsigned";
case NdbDictionary::Column::Float:
    return "Float";
case NdbDictionary::Column::Double:
    return "Double";
case NdbDictionary::Column::Olddecimal:
    return "Olddecimal";
case NdbDictionary::Column::Olddecimalunsigned:
    return "Olddecimalunsigned";
case NdbDictionary::Column::Decimal:
    return "Decimal";
case NdbDictionary::Column::Decimalunsigned:
    return "Decimalunsigned";
case NdbDictionary::Column::Char:
    return "Char";
case NdbDictionary::Column::Varchar:
    return "Varchar";
case NdbDictionary::Column::Binary:
    return "Binary";
case NdbDictionary::Column::Varbinary:
    return "Varbinary";
case NdbDictionary::Column::Datetime:
    return "Datetime";
case NdbDictionary::Column::Date:
    return "Date";
case NdbDictionary::Column::Blob:
    return "Blob";
case NdbDictionary::Column::Text:
    return "Text";
case NdbDictionary::Column::Bit:
    return "Bit";
case NdbDictionary::Column::Longvarchar:
    return "Longvarchar";
case NdbDictionary::Column::Longvarbinary:
    return "Longvarbinary";
case NdbDictionary::Column::Time:
    return "Time";
case NdbDictionary::Column::Year:
    return "Year";
case NdbDictionary::Column::Timestamp:
    return "Timestamp";
case NdbDictionary::Column::Time2:
    return "Time2";
case NdbDictionary::Column::Datetime2:
    return "Datetime2";
case NdbDictionary::Column::Timestamp2:
    return "Timestamp2";
default:
    {
        std::string str;
        std::stringstream s(str);
        s << "Unknown type: " << type;
        return s.str();
    }
}
```

```
}  
#endif
```

util.hpp

```
#include <string>  
  
/* Return a string containing 'n' copies of the string 's'. */  
static std::string operator * (unsigned n, const std::string& s)  
{  
    std::string result;  
    result.reserve(n * s.length());  
    for (unsigned i = 0; i < n; i++)  
    {  
        result.append(s);  
    }  
    return result;  
}  
  
#endif // #ifndef UTIL_HPP
```

Chapter 3 The MGM API

Table of Contents

3.1 MGM API Concepts	605
3.2 MGM API Function Listings	607
3.2.1 Log Event Functions	607
3.2.2 MGM API Error Handling Functions	610
3.2.3 Management Server Handle Functions	612
3.2.4 Management Server Connection Functions	613
3.2.5 Cluster Status Functions	619
3.2.6 Functions for Starting & Stopping Nodes	621
3.2.7 Cluster Log Functions	627
3.2.8 Backup Functions	629
3.2.9 Single-User Mode Functions	632
3.2.10 TLS Functions	633
3.3 MGM API Data Types	637
3.4 MGM API Data Structures	646
3.5 MGM API Errors	653
3.6 MGM API Examples	655
3.6.1 Basic MGM API Event Logging Example	655
3.6.2 MGM API Event Handling with Multiple Clusters	657

This chapter discusses the NDB Cluster Management API, a C language API that is used for administrative tasks such as starting and stopping Cluster nodes, backups, and logging. It also covers MGM API concepts, programming constructs, and event types.

For information about general requirements for compiling MGM API applications, see [Section 2.1.1.1, “General Requirements”](#).

3.1 MGM API Concepts

This section describes concepts basic to the NDB Cluster MGM API.

- [NdbMgmHandle](#)
- [Working with Log Events](#)
- [Structured Log Events](#)

NdbMgmHandle

Each MGM API function needs a management server handle of type [NdbMgmHandle](#). This handle is created by calling the function `ndb_mgm_create_handle()` and freed by calling `ndb_mgm_destroy_handle()`.

See [ndb_mgm_create_handle\(\)](#), and [ndb_mgm_destroy_handle\(\)](#), for more information about these two functions.



Important

You should not share an [NdbMgmHandle](#) between threads. While it is possible to do so (if you implement your own locks), this is not recommended; each thread should use its own management server handle.

A function can return any of the following:

- An integer value, with a value of `-1` indicating an error.

- A nonconstant pointer value. A `NULL` value indicates an error; otherwise, the return value must be freed by the programmer.
- A constant pointer value, with a `NULL` value indicating an error. The returned value should not be freed.

Error conditions can be identified by using the appropriate error-reporting functions `ndb_mgm_get_latest_error()` and `ndb_mgm_error()`.

Here is an example using the MGM API (without error handling for brevity's sake):

```
NdbMgmHandle handle= ndb_mgm_create_handle();
ndb_mgm_connect(handle,0,0,0);
struct ndb_mgm_cluster_state *state= ndb_mgm_get_status(handle);
for(int i=0; i < state->no_of_nodes; i++)
{
    struct ndb_mgm_node_state *node_state= &state->node_states[i];
    printf("node with ID=%d ", node_state->node_id);

    if(node_state->version != 0)
        printf("connected\n");
    else
        printf("not connected\n");
}
free((void*)state);
ndb_mgm_destroy_handle(&handle);
```

Working with Log Events

Data nodes and management servers both regularly and on specific occasions report on various log events that occur in the cluster. These log events are written to the cluster log. Optionally an MGM API client may listen to these events using the method `ndb_mgm_listen_event()`. Each log event belongs to a category (`ndb_mgm_event_category`) and has a severity (`ndb_mgm_event_severity`) associated with it. Each log event also has a level (0-15) associated with it.

Which log events that come out is controlled with `ndb_mgm_listen_event()`, `ndb_mgm_set_clusterlog_loglevel()`, and `ndb_mgm_set_clusterlog_severity_filter()`.

This is an example showing how to listen to events related to backup:

```
int filter[] = { 15, NDB_MGM_EVENT_CATEGORY_BACKUP, 0 };
int fd = ndb_mgm_listen_event(handle, filter);
```

Structured Log Events

Handling of structured log events in the MGM API involves the following steps:

1. Create an `NdbLogEventHandle` using `ndb_mgm_create_logevent_handle()`.
2. Wait for and store log events using `ndb_logevent_get_next()`.
3. The log event data is available in the structure `ndb_logevent`. The data which is specific to a particular event is stored in a union between structures; use `ndb_logevent::type` to decide which structure is valid.

The following sample code demonstrates listening to events related to backups:

```
int filter[] = { 15, NDB_MGM_EVENT_CATEGORY_BACKUP, 0 };
NdbLogEventHandle le_handle= ndb_mgm_create_logevent_handle(handle, filter);
struct ndb_logevent le;
int r= ndb_logevent_get_next(le_handle, &le, 0);
if(r < 0)
    /* error */
else if(r == 0)
    /* no event */
```



```

switch(le.type)
{
  case NDB_LE_BackupStarted:
    ... le.BackupStarted.starting_node;
    ... le.BackupStarted.backup_id;
    break;
  case NDB_LE_BackupFailedToStart:
    ... le.BackupFailedToStart.error;
    break;
  case NDB_LE_BackupCompleted:
    ... le.BackupCompleted.stop_gci;
    break;
  case NDB_LE_BackupAborted:
    ... le.BackupStarted.backup_id;
    break;
  default:
    break;
}

```

For more information, see [Section 3.2.1, “Log Event Functions”](#).

Available log event types are listed in [The Ndb_logevent_type Type](#), as well as in the file `/storage/ndb/include/mgmapi/ndb_logevent.h` in the NDB Cluster sources.

3.2 MGM API Function Listings

The next few sections provide information about the functions and data structures used by the MGM API. These listings are grouped by purpose or use.

3.2.1 Log Event Functions

This section provides information about MGM API functions used for listening to log events.

- [ndb_mgm_listen_event\(\)](#)
- [ndb_mgm_create_logevent_handle\(\)](#)
- [ndb_mgm_destroy_logevent_handle\(\)](#)
- [ndb_logevent_get_fd\(\)](#)
- [ndb_logevent_get_next\(\)](#)
- [ndb_logevent_get_next2\(\)](#)
- [ndb_logevent_get_latest_error\(\)](#)
- [ndb_logevent_get_latest_error_msg\(\)](#)

ndb_mgm_listen_event()

Description

This function is used to listen to log events, which are read from the return file descriptor. Events use a text-based format, the same as in the cluster log.

`ndb_mgm_listen_event()` does not support TLS. You can use `ndb_mgm_create_logevent_handle()`, which does.

Signature

```

int ndb_mgm_listen_event
(
    NdbMgmHandle handle,
    const int filter[]
)

```

Parameters

This function takes two arguments:

- An `NdbMgmHandle` *handle*.

- A *filter* which consists of a series of `{level, ndb_mgm_event_category}` pairs (in a single array) that are pushed to a file descriptor. Use `0` for the level to terminate the list.

Return value The file descriptor from which events are to be read.

ndb_mgm_create_logevent_handle()

Description This function is used to create a log event handle.

Signature

```
NdbLogEventHandle ndb_mgm_create_logevent_handle
(
    NdbMgmHandle handle,
    const int filter[]
)
```

Parameters This function takes two arguments:

- An `NdbMgmHandle` *handle*.
- A *filter* which consists of a series of `{level, ndb_mgm_event_category}` pairs (in a single array) that are pushed to a file descriptor. Use `0` for the level to terminate the list.

Return value A log event handle.

ndb_mgm_destroy_logevent_handle()

Description Use this function to destroy a log event handle when there is no further need for it.

Signature

```
void ndb_mgm_destroy_logevent_handle
(
    NdbLogEventHandle* handle
)
```

Parameters A pointer to a log event *handle*.

Return value *None*.

ndb_logevent_get_fd()

Description This function retrieves a file descriptor from an `NdbMgmLogEventHandle`; this descriptor can be used in (for example) an application `select()` call.



Warning

Do not attempt to read from the file descriptor returned by this function; this can cause the descriptor to become corrupted.

Signature

```
int ndb_logevent_get_fd
(
    const NdbLogEventHandle handle
)
```

Parameters A `LogEventHandle`.

Return value A file descriptor. In the event of failure, `-1` is returned.

ndb_logevent_get_next()

Description This function is used to retrieve the next log event, using data from the event to fill in the supplied `ndb_logevent` structure.

Signature

```
int ndb_logevent_get_next
(
    const NdbLogEventHandle handle,
    struct ndb_logevent* logevent,
    unsigned timeout
)
```

**Important**

The log event's `ndb_mgm_event_category` is cast to an `enum` type. For an equivalent function that does not perform this cast, use `ndb_logevent_get_next2()` instead.

Parameters

Three parameters are expected by this function:

- An `NdbLogEventHandle`
- A pointer to an `ndb_logevent` data structure
- The number of milliseconds to wait for the event before timing out; passing `0` for this parameter causes the function to block until the next log event is received

Return value

The value returned by this function is interpreted as follows: If the return value is less than or equal to zero, then the `logevent` is not altered or affected in any way.

- `> 0`: The event exists, and its data was retrieved into the `logevent`
- `0`: A timeout occurred while waiting for the event (more than `timeout` milliseconds elapsed)
- `< 0`: An error occurred.

ndb_logevent_get_next2()

Description

This function is used to retrieve the next log event, using data from the event to fill in the supplied `ndb_logevent` structure.

`ndb_logevent_get_next2()` corrects the `ndb_logevent_get_next()` function's handling of the structure's `ndb_mgm_event_category`, for applications which do not require backward compatibility. It is otherwise identical to `ndb_logevent_get_next()`.

Signature

```
int ndb_logevent_get_next2
(
    const NdbLogEventHandle handle,
    struct ndb_logevent* logevent,
    unsigned timeout
)
```

Parameters

Three parameters are expected by this function:

- An `NdbLogEventHandle`
- A pointer to an `ndb_logevent` data structure
- The number of milliseconds to wait for the event before timing out; passing `0` for this parameter causes the function to block until the next log event is received

Return value

The value returned by this function is interpreted as follows: If the return value is less than or equal to zero, then the `logevent` is not altered or affected in any way.

- `> 0`: The event exists, and its data was retrieved into the `logevent`
- `0`: A timeout occurred while waiting for the event (more than `timeout` milliseconds elapsed)
- `< 0`: An error occurred.

`ndb_logevent_get_latest_error()`

Description This function retrieves the error code from the most recent error.



Note

You may prefer to use `ndb_logevent_get_latest_error_msg()` instead. See `ndb_logevent_get_latest_error_msg()`

Signature

```
int ndb_logevent_get_latest_error
(
    const NdbLogEventHandle handle
)
```

Parameters

A log event handle.

Return value

An error code.

`ndb_logevent_get_latest_error_msg()`

Description Retrieves the text of the most recent error obtained while trying to read log events.

Signature

```
const char* ndb_logevent_get_latest_error_msg
(
    const NdbLogEventHandle handle
)
```

Parameters

A log event handle.

Return value

The text of the error message.

3.2.2 MGM API Error Handling Functions

This section provides information about MGM API functions used for error handling.

Each MGM API error is characterised by an error code and an error message. There may also be an error description that provides additional information about the error. The MGM API includes functions to obtain this information in the event of an error.

- [ndb_mgm_get_latest_error\(\)](#)
- [ndb_mgm_get_latest_error_msg\(\)](#)
- [ndb_mgm_get_latest_error_desc\(\)](#)
- [ndb_mgm_set_error_stream\(\)](#)

`ndb_mgm_get_latest_error()`

Description This function is used to get the latest error code associated with a given management server handle.

Prior to NDB 7.4.8, this function was not safe for use with `NULL`. In later versions, `ndb_mgm_get_latest_error()` is null-safe but returns an arbitrary value. (Bug #78130, Bug #21651706)

Signature	<pre>int ndb_mgm_get_latest_error (const NdbMgmHandle <i>handle</i>)</pre>
Parameters	An NdbMgmHandle .
Return value	An error code corresponding to an ndb_mgm_error value. You can obtain the related error message using ndb_mgm_get_latest_error_msg() .

ndb_mgm_get_latest_error_msg()

Description	This function is used to obtain the latest general error message associated with an NdbMgmHandle .
	Prior to NDB 7.4.8, this function was not safe for use with <code>NULL</code> . In later versions, ndb_mgm_get_latest_error_msg() is null-safe but returns an arbitrary value. (Bug #78130, Bug #21651706)

Signature	<pre>const char* ndb_mgm_get_latest_error_msg (const NdbMgmHandle <i>handle</i>)</pre>
Parameters	An NdbMgmHandle .
Return value	The error message text. More specific information can be obtained using ndb_mgm_get_latest_error_desc() -

ndb_mgm_get_latest_error_desc()

Description	Get the most recent error description associated with an NdbMgmHandle ; this description provides additional information regarding the error message.
	Prior to NDB 7.4.8, this function was not safe for use with <code>NULL</code> . In later versions, ndb_mgm_get_latest_error_desc() is null-safe but returns an arbitrary value. (Bug #78130, Bug #21651706)

Signature	<pre>const char* ndb_mgm_get_latest_error_desc (const NdbMgmHandle <i>handle</i>)</pre>
Parameters	An NdbMgmHandle .
Return value	The error description text.

ndb_mgm_set_error_stream()

Description	The function can be used to set the error output stream.
Signature	<pre>void ndb_mgm_set_error_stream (NdbMgmHandle <i>handle</i>, FILE* <i>file</i>)</pre>
Parameters	This function requires two parameters: <ul style="list-style-type: none"> • An NdbMgmHandle • A pointer to the file to which errors are to be sent.
Return value	<i>None</i> .

3.2.3 Management Server Handle Functions

This section provides information about MGM API functions used to create and destroy management server handles (see [NdbMgmHandle](#)).

- [ndb_mgm_create_handle\(\)](#)
- [ndb_mgm_set_name\(\)](#)
- [ndb_mgm_set_ignore_sigpipe\(\)](#)
- [ndb_mgm_destroy_handle\(\)](#)

ndb_mgm_create_handle()

Description	This function is used to create a handle to a management server.
Signature	<pre>NdbMgmHandle ndb_mgm_create_handle (void)</pre>
Parameters	<i>None.</i>
Return value	An NdbMgmHandle .

ndb_mgm_set_name()

Description	This function can be used to set a name for the management server handle, which is then reported in the Cluster log.
Signature	<pre>void ndb_mgm_set_name (NdbMgmHandle <i>handle</i>, const char* <i>name</i>)</pre>
Parameters	This function takes two arguments: <ul style="list-style-type: none"> • A management server <i>handle</i>. • The desired <i>name</i> for the <i>handle</i>.
Return value	<i>None.</i>

ndb_mgm_set_ignore_sigpipe()

Description	The MGM API by default installs a signal handler that ignores all SIGPIPE signals that might occur when writing to a socket that has been closed or reset. An application that provides its own handler for SIGPIPE should call this function after creating the management server handle and before using the handle to connect to the management server. (In other words, call this function after using ndb_mgm_create_handle() but before calling ndb_mgm_connect() , which causes the MGM API's SIGPIPE handler to be installed unless overridden.)
Signature	<pre>int ndb_mgm_set_ignore_sigpipe (NdbMgmHandle <i>handle</i>, int <i>ignore</i> = 1)</pre>
Parameters	This function takes two parameters:

- A management server handle
- An integer value which determines whether to *ignore SIGPIPE* errors. Set this to 1 (the default) to cause the MGM API to ignore *SIGPIPE*; set to zero if you wish for *SIGPIPE* to propagate to your MGM API application.

Return value *None*.

ndb_mgm_destroy_handle()

Description This function destroys a management server handle

Signature

```
void ndb_mgm_destroy_handle
(
    NdbMgmHandle* handle
)
```

Parameters A pointer to the `NdbMgmHandle` to be destroyed.

Return value *None*.

3.2.4 Management Server Connection Functions

This section provides information about MGM API functions that are used to initiate, configure, and terminate connections to an `NDB` management server.

- [ndb_mgm_get_connectstring\(\)](#)
- [ndb_mgm_get_configuration_nodeid\(\)](#)
- [ndb_mgm_get_connected_port\(\)](#)
- [ndb_mgm_get_connected_host\(\)](#)
- [ndb_mgm_get_version\(\)](#)
- [ndb_mgm_is_connected\(\)](#)
- [ndb_mgm_check_connection\(\)](#)
- [ndb_mgm_number_of_mgmd_in_connect_string\(\)](#)
- [ndb_mgm_set_bindaddress\(\)](#)
- [ndb_mgm_set_connect_timeout\(\)](#)
- [ndb_mgm_set_connectstring\(\)](#)
- [ndb_mgm_set_configuration_nodeid\(\)](#)
- [ndb_mgm_set_timeout\(\)](#)
- [ndb_mgm_connect\(\)](#)
- [ndb_mgm_disconnect\(\)](#)

ndb_mgm_get_connectstring()

Description This function retrieves the connection string used for a connection.



Note

This function returns the default connection string if no call to `ndb_mgm_set_connectstring()` has been performed. In addition, the

returned connection string may be formatted slightly differently than the original in that it may contain specifiers not present in the original.

The connection string format is the same as that discussed for `ndb_mgm_set_connectstring()`.

Signature

```
const char* ndb_mgm_get_connectstring
(
    NdbMgmHandle handle,
    char* buffer,
    int size
)
```

Parameters

This function takes three arguments:

- An `NdbMgmHandle`.
- A pointer to a `buffer` in which to place the result.
- The `size` of the buffer.

Return value

The connection string—this is the same value that is pushed to the `buffer`.

`ndb_mgm_get_configuration_nodeid()`

Description

This function gets the ID of the node to which the connection is being (or was) made.

Signature

```
int ndb_mgm_get_configuration_nodeid
(
    NdbMgmHandle handle
)
```

Parameters

A management server handle.

Return value

A node ID.

`ndb_mgm_get_connected_port()`

Description

This function retrieves the number of the port used by the connection.

Signature

```
int ndb_mgm_get_connected_port
(
    NdbMgmHandle handle
)
```

Parameters

An `NdbMgmHandle`.

Return value

A port number.

`ndb_mgm_get_connected_host()`

Description

This function is used to obtain the name of the host to which the connection is made.

Signature

```
const char* ndb_mgm_get_connected_host
(
    NdbMgmHandle handle
)
```

Parameters

A management server `handle`.

Return value

A host name.

`ndb_mgm_get_version()`

Description	Given a management server handle, this function gets NDB engine and MySQL Server version information for the indicated management server.
Signature	<pre>int ndb_mgm_get_version (NdbMgmHandle <i>handle</i>, int* <i>major</i>, int* <i>minor</i>, int* <i>build</i>, int <i>length</i>, char* <i>string</i>)</pre>
Parameters	An NdbMgmHandle , and pointers to the NDB engine <i>major</i> , <i>minor</i> , and <i>build</i> version values, as well as a pointer to the version <i>string</i> (along with the strength's <i>length</i>).
	The version string uses the format <code>mysql-x.x.x ndb-y.y.y-status</code> , where <i>x.x.x</i> is the three-part MySQL Server version, and <i>y.y.y</i> is the three-part NDB storage engine version. The <i>status</i> string indicates the release level or status; usually this is one of beta , rc , or ga , but other values are sometimes possible.
Return value	ndb_mgm_get_version() returns an integer: 0 on success; any nonzero value indicates an error.

ndb_mgm_is_connected()

Description	Used to determine whether a connection has been established.
-------------	--



Note

This function does not determine whether or not there is a “live” management server at the other end of the connection. Use [ndb_mgm_check_connection\(\)](#) to accomplish that task.

Signature	<pre>int ndb_mgm_is_connected (NdbMgmHandle <i>handle</i>)</pre>
Parameters	A management server <i>handle</i> .
Return value	This function returns an integer, whose value is interpreted as follows: <ul style="list-style-type: none"> • 0: Not connected to the management node. • Any nonzero value: A connection has been established with the management node.

ndb_mgm_check_connection()

Description	This function can be used to determine whether a management server is running on a given connection from a management client.
Signature	<pre>int ndb_mgm_check_connection (NdbMgmHandle <i>handle</i>)</pre>
Parameters	An NdbMgmHandle (see Section 3.1, “MGM API Concepts”).
Return value	In NDB 7.5 and later, this function returns 0 on success, -1 when the handle is null, and -2 when not connected.

In NDB 7.4 and earlier, this function returned -1 in the event of an error; otherwise it returned 0, even when the management server handle was NULL, or when the connection check failed (Bug #53242, Bug #11760802).

ndb_mgm_number_of_mgmd_in_connect_string()

Description	This is a convenience function which provides an easy way to determine the number of management servers referenced in a connection string as set using <code>ndb_mgm_set_connectstring()</code> .
Signature	<pre>int ndb_mgm_number_of_mgmd_in_connect_string (NdbMgmHandle <i>handle</i>)</pre>
Parameters	A management handle (<code>NdbMgmHandle</code>).
Return value	On success, a nonnegative integer; a negative integer indicates failure.

ndb_mgm_set_bindaddress()

Description	This function makes it possible to set a local bind address for the management server. If used, it must be called before connecting to the management server.
Signature	<pre>int ndb_mgm_set_bindaddress (NdbMgmHandle <i>handle</i>, const char* <i>address</i>)</pre>
Parameters	This function takes two parameters: <ul style="list-style-type: none"> • A management handle (<code>NdbMgmHandle</code>). • A string <i>address</i> of the form <i>host[:port]</i>.
Return value	Returns an integer: <ul style="list-style-type: none"> • 0 indicates success • Any nonzero value indicates failure (the address was not valid)



Important

Errors caused by binding an otherwise valid local address are not reported until the connection to the management is actually attempted.

ndb_mgm_set_connect_timeout()

Description	Sets the number of seconds for timeout of network operations; the default is 3 seconds. Supported in NDB 8.0.37 and later. Not supported by NDB 8.3.0.
Signature	<pre>int ndb_mgm_set_connect_timeout (NdbMgmHandle <i>handle</i>, unsigned int <i>seconds</i>)</pre>
Parameters	<code>ndb_mgm_set_connect_timeout()</code> takes two parameters:

Return value	<ul style="list-style-type: none"> • A management server <i>handle</i>. • A timeout in <i>seconds</i>. <p>This function returns <code>0</code> in the event of failure, otherwise indicates success.</p>
--------------	--

ndb_mgm_set_connectstring()

Description	This function is used to set the connection string for a management server connection to a node.
-------------	--

Signature	<pre>int ndb_mgm_set_connectstring (NdbMgmHandle <i>handle</i>, const char* <i>connection_string</i>)</pre>
-----------	---

Parameters	<code>ndb_mgm_set_connectstring()</code> takes two parameters:
------------	--

- A management server *handle*.
- A *connection_string* whose format is shown here:

```
connection_string :=
[nodeid-specification,]host-specification[,host-specification]
```

`ndb_mgm_get_connectstring()` also uses this format for connection strings.

It is possible to establish connections with multiple management servers using a single connection string.

```
nodeid-specification := nodeid=id
host-specification := host[:port]
```

id, *port*, and *host* are defined as follows:

- *id*: An integer greater than `0` identifying a node in `config.ini`.
- *port*: An integer referring to a standard Unix port.
- *host*: A string containing a valid network host address.

Return value	This function returns <code>-1</code> in the event of failure.
--------------	--

ndb_mgm_set_configuration_nodeid()

Description	This function sets the connection node ID.
-------------	--

Signature	<pre>int ndb_mgm_set_configuration_nodeid (NdbMgmHandle <i>handle</i>, int <i>id</i>)</pre>
-----------	---

Parameters	This function requires two parameters:
------------	--

- An `NdbMgmHandle`.
- The `id` of the node to connect to.

Return value	This function returns <code>-1</code> in the event of failure.
--------------	--

ndb_mgm_set_timeout()

Description Sets the number of milliseconds for timeout of network operations; the default is 60 seconds.

**Important**

The timeout set by this function applies not only to establishing network connections, but to *every* operation requiring communication using a network connection. This includes each network read or write performed by any MGM API function, NDB API method call, or `ndb_mgm` client command.

Signature

```
int ndb_mgm_set_timeout
(
    NdbMgmHandle handle,
    unsigned int timeout_ms
)
```

Parameters

This function takes two parameters:

- A management server handle (`NdbMgmHandle`).
- The amount of time to wait before timing out, expressed in milliseconds. Only multiples of 1000 are supported; no function is guaranteed to return in a fraction of a second.

Return value

Returns 0 on success, with any other value representing failure.

ndb_mgm_connect()

Description

This function establishes a connection to a management server specified by the connection string set by `ndb_mgm_set_connectstring()`.

Signature

```
int ndb_mgm_connect
(
    NdbMgmHandle handle,
    int retries,
    int delay,
    int verbose
)
```

Parameters

This function takes 4 arguments:

- A management server `handle`.
- The number of `retries` to make when attempting to connect. 0 for this value means that one connection attempt is made.
- The number of seconds to `delay` between connection attempts.
NDB 8.0.37 and later: Uses the value specified by `ndb_mgm_set_connect_timeout()` if unspecified.
- If `verbose` is 1, then a message is printed for each connection attempt.

Return value

This function returns -1 in the event of failure.

ndb_mgm_disconnect()

Description

This function terminates a management server connection.

Signature

```
int ndb_mgm_disconnect
```

```
(
  NdbMgmHandle handle
)
```

Parameters

An `NdbMgmHandle`.

Return value

Returns `-1` if unable to disconnect.

3.2.5 Cluster Status Functions

This section provides information about MGM API functions used to obtain status information from NDB Cluster nodes.

- [ndb_mgm_get_status\(\)](#)
- [ndb_mgm_get_status2\(\)](#)
- [ndb_mgm_get_status3\(\)](#)
- [ndb_mgm_dump_state\(\)](#)

ndb_mgm_get_status()

Description

This function is used to obtain the status of the nodes in an NDB Cluster.



Note

The caller must free the pointer returned by this function.

Signature

```
struct ndb_mgm_cluster_state* ndb_mgm_get_status
(
  NdbMgmHandle handle
)
```

Parameters

This function takes a single parameter, a management server *handle*.

Return value

A pointer to an `ndb_mgm_cluster_state` data structure.

ndb_mgm_get_status2()

Description

This function is similar to `ndb_mgm_get_status()`, in that it is used to obtain the status of the nodes in an NDB Cluster. However, `ndb_mgm_get_status2()` allows one to specify the type or types of nodes (`ndb_mgm_node_type`) to be checked.



Note

The caller must free the pointer returned by this function.

Signature

```
struct ndb_mgm_cluster_state* ndb_mgm_get_status2
(
  NdbMgmHandle handle,
  const enum ndb_mgm_node_type types[]
)
```

Parameters

This function takes two parameters:

- A management server *handle*
- A pointer to array of the node types to be checked. These are `ndb_mgm_node_type` values. The array should be terminated by an element of type `NDB_MGM_NODE_TYPE_UNKNOWN`.

Return value A pointer to an `ndb_mgm_cluster_state` data structure.

`ndb_mgm_get_status3()`

Description This function is similar to `ndb_mgm_get_status2()`, and is used to obtain the status of the nodes in an NDB Cluster by specify the type or types of nodes (`ndb_mgm_node_type`) to be checked. Unlike that function (as well as `ndb_mgm_get_status()`), `ndb_mgm_get_status3()` works when the cluster uses IPv6 addressing.



Note

The caller must free the pointer returned by this function.

Signature

```
struct ndb_mgm_cluster_state2 *ndb_mgm_get_status3
(
    NdbMgmHandle handle,
    const enum ndb_mgm_node_type types[]
);
```

Parameters

This function takes two parameters:

- A management server *handle*
- A pointer to array of the node types to be checked. These are `ndb_mgm_node_type` values. The array should be terminated by an element of type `NDB_MGM_NODE_TYPE_UNKNOWN`.

Return value

A pointer to an `ndb_mgm_cluster_state2` data structure.

`ndb_mgm_dump_state()`

Description

This function can be used to dump debugging information to the cluster log. The NDB Cluster management client `DUMP` command is a wrapper for this function.

`ndb_mgm_dump_state()`, like the `DUMP` command, can cause a running NDB Cluster to malfunction or even to fail completely if it is used improperly. Be sure to consult the relevant documentation before using this function. For more information on the `DUMP` command, and for a listing of current `DUMP` codes and their effects, see [NDB Cluster Management Client DUMP Commands](#).

Signature

```
int ndb_mgm_dump_state
(
    NdbMgmHandle handle,
    int nodeId,
    const int* arguments,
    int numberOfArguments,
    struct ndb_mgm_reply* reply
);
```

Parameters

This function takes the following parameters:

- A management server handle (`NdbMgmHandle`)
- The *nodeId* of a cluster data node.
- An array of *arguments*. The first of these is the `DUMP` code to be executed. Subsequent arguments can be passed in this array if needed by or desired for the corresponding `DUMP` command.

- The *numberOfArguments* to be passed.
- An *ndb_mgm_reply*, which contains a return code along with a response or error message.

Return value 0 on success; otherwise, an error code.

Example. The following example has the same result as running `2 DUMP 1000` in the management client:

```
// [...]
#include <mgmapi_debug.h>
// [...]
struct ndb_mgm_reply reply;
int args[1];
int stat, arg_count, node_id;

args[0] = 1000;
arg_count = 1;
node_id = 2;

stat = ndb_mgm_dump_state(h, node_id, args, arg_count, &reply);
```

3.2.6 Functions for Starting & Stopping Nodes

The MGM API provides several functions which can be used to start, stop, and restart one or more Cluster data nodes. These functions are described in this section.

Starting, Stopping, and Restarting Nodes. You can start, stop, and restart Cluster nodes using the following functions, which are described in more detail in the next few sections.

- **Starting Nodes.** Use `ndb_mgm_start()`.
- **Stopping Nodes.** Use `ndb_mgm_stop()`, `ndb_mgm_stop2()`, `ndb_mgm_stop3()`, or `ndb_mgm_stop4()`.

Normally, you cannot use any of these functions to stop a node while other nodes are starting. You can override this restriction using `ndb_mgm_stop4()` with the *force* parameter set to 1.

- **Restarting Nodes.** Use `ndb_mgm_restart()`, `ndb_mgm_restart2()`, `ndb_mgm_restart3()`, or `ndb_mgm_restart4()`.

Normally, you cannot use any of these functions to restart a node while other nodes are starting. You can override this restriction using `ndb_mgm_restart4()` with the *force* parameter set to 1.

- [ndb_mgm_start\(\)](#)
- [ndb_mgm_stop\(\)](#)
- [ndb_mgm_stop2\(\)](#)
- [ndb_mgm_stop3\(\)](#)
- [ndb_mgm_stop4\(\)](#)
- [ndb_mgm_restart\(\)](#)
- [ndb_mgm_restart2\(\)](#)
- [ndb_mgm_restart3\(\)](#)
- [ndb_mgm_restart4\(\)](#)

ndb_mgm_start()

Description	This function can be used to start one or more Cluster nodes. The nodes to be started must have been started with the no-start option (<code>-n</code>), meaning that the data node binary was started and is waiting for a <code>START</code> management command which actually enables the node.
Signature	<pre>int ndb_mgm_start (NdbMgmHandle <i>handle</i>, int <i>number</i>, const int* <i>list</i>)</pre>
Parameters	<p><code>ndb_mgm_start()</code> takes 3 parameters:</p> <ul style="list-style-type: none"> • An <code>NdbMgmHandle</code>. • A <code>number</code> of nodes to be started. Use <code>0</code> to start all of the data nodes in the cluster. • A <code>list</code> of the node IDs of the nodes to be started.
Return value	The number of nodes actually started; in the event of failure, <code>-1</code> is returned.

`ndb_mgm_stop()`

Description	This function stops one or more data nodes.
Signature	<pre>int ndb_mgm_stop (NdbMgmHandle <i>handle</i>, int <i>number</i>, const int* <i>list</i>)</pre>
Parameters	<p><code>ndb_mgm_stop()</code> takes 3 parameters: Calling this function is equivalent to calling <code>ndb_mgm_stop2(<i>handle</i>, <i>number</i>, <i>list</i>, 0)</code>.</p> <ul style="list-style-type: none"> • An <code>NdbMgmHandle</code>. • The <code>number</code> of nodes to be stopped. Use <code>0</code> to stop all of the data nodes in the cluster. • A <code>list</code> of the node IDs of the nodes to be stopped.
Return value	The number of nodes actually stopped; in the event of failure, <code>-1</code> is returned.

`ndb_mgm_stop2()`

Description	Like <code>ndb_mgm_stop()</code> , this function stops one or more data nodes. However, it offers the ability to specify whether or not the nodes shut down gracefully.
Signature	<pre>int ndb_mgm_stop2 (NdbMgmHandle <i>handle</i>, int <i>number</i>, const int* <i>list</i>, int <i>abort</i>)</pre>
Parameters	<code>ndb_mgm_stop2()</code> takes 4 parameters:

- An [NdbMgmHandle](#).
- The *number* of nodes to be stopped. Use `0` to stop all of the data nodes in the cluster.
- A *list* of the node IDs of the nodes to be stopped.
- The value of *abort* determines how the nodes will be shut down. `1` indicates the nodes will shut down immediately; `0` indicates that the nodes will stop gracefully.

Return value

The number of nodes actually stopped; in the event of failure, `-1` is returned.

ndb_mgm_stop3()

Description

Like [ndb_mgm_stop\(\)](#) and [ndb_mgm_stop2\(\)](#), this function stops one or more data nodes. Like [ndb_mgm_stop2\(\)](#), it offers the ability to specify whether the nodes should shut down gracefully. In addition, it provides for a way to check to see whether disconnection is required prior to stopping a node.

Signature

```
int ndb_mgm_stop3
(
    NdbMgmHandle handle,
    int number,
    const int* list,
    int abort,
    int* disconnect
)
```

Parameters

[ndb_mgm_stop3\(\)](#) takes 5 parameters:

- An [NdbMgmHandle](#).
- The *number* of nodes to be stopped. Use `0` to stop all of the data nodes in the cluster.
- A *list* of the node IDs of the nodes to be stopped.
- The value of *abort* determines how the nodes will be shut down. `1` indicates the nodes will shut down immediately; `0` indicates that the nodes will stop gracefully.
- If *disconnect* returns `1` (`true`), this means the you must disconnect before you can apply the command to stop. For example, disconnecting is required when stopping the management server to which the handle is connected.

Return value

The number of nodes actually stopped; in the event of failure, `-1` is returned.

ndb_mgm_stop4()

Description

Like the other [ndb_mgm_stop*\(\)](#) functions, this function stops one or more data nodes. Like [ndb_mgm_stop2\(\)](#), it offers the ability to specify whether the nodes should shut down gracefully; like [ndb_mgm_stop3\(\)](#) it provides for a way to check to see whether disconnection is required prior to stopping a node. In addition, it is possible to force the node to shut down even if this would cause the cluster to become nonviable.

Signature

```
int ndb_mgm_stop4
(
    NdbMgmHandle handle,
    int          number,
    const int*   list,
    int         abort,
    int         force,
    int*        disconnect
)
```

Parameters

`ndb_mgm_stop4()` takes 6 parameters:

- An `NdbMgmHandle`.
- The `number` of nodes to be stopped. Use `0` to stop all of the data nodes in the cluster.
- A `list` of the node IDs of the nodes to be stopped.
- The value of `abort` determines how the nodes will be shut down. `1` indicates the nodes will shut down immediately; `0` indicates that the nodes will stop gracefully.
- The value of `force` determines the action to be taken in the event that the shutdown of a given node would cause an incomplete cluster. `1` causes the node—and the entire cluster—to be shut down in such cases, `0` means the node will not be shut down.

Setting `force` equal to `1` also makes it possible to stop a node even while other nodes are starting. (Bug #58451)

- If `disconnect` returns `1` (`true`), this means the you must disconnect before you can apply the command to stop. For example, disconnecting is required when stopping the management server to which the handle is connected.

Return value

The number of nodes actually stopped; in the event of failure, `-1` is returned.

ndb_mgm_restart()

Description

This function can be used to restart one or more Cluster data nodes.

Signature

```
int ndb_mgm_restart
(
    NdbMgmHandle handle,
    int          number,
    const int*   list
)
```

Parameters

`ndb_mgm_restart()` takes 3 parameters:

- An `NdbMgmHandle`.
- The `number` of nodes to be stopped. Use `0` to stop all of the data nodes in the cluster.
- A `list` of the node IDs of the nodes to be stopped.

Calling this function is equivalent to calling

```
ndb_mgm_restart2(handle, number, list, 0, 0, 0);
```

See `ndb_mgm_restart2()`, for more information.

Return value The number of nodes actually restarted; `-1` on failure.

`ndb_mgm_restart2()`

Description Like `ndb_mgm_restart()`, this function can be used to restart one or more Cluster data nodes. However, `ndb_mgm_restart2()` provides additional restart options, including initial restart, waiting start, and immediate (forced) restart.

Signature

```
int ndb_mgm_restart2
(
    NdbMgmHandle handle,
    int          number,
    const int*   list,
    int          initial,
    int          nostart,
    int          abort
)
```

Parameters

`ndb_mgm_restart2()` takes 6 parameters:

- An `NdbMgmHandle`.
- The `number` of nodes to be stopped. Use `0` to stop all of the data nodes in the cluster.
- A `list` of the node IDs of the nodes to be stopped.
- If `initial` is true (`1`), then each node undergoes an initial restart—that is, its file system is removed.
- If `nostart` is true, then the nodes are not actually started, but instead are left ready for a start command.
- If `abort` is true, then the nodes are restarted immediately, bypassing any graceful restart.

Return value The number of nodes actually restarted; `-1` on failure.

`ndb_mgm_restart3()`

Description

Like `ndb_mgm_restart2()`, this function can be used to cause an initial restart, waiting restart, and immediate (forced) restart on one or more Cluster data nodes. However, `ndb_mgm_restart3()` provides the additional options of checking whether disconnection is required prior to the restart.

Signature

```
int ndb_mgm_restart3
(
    NdbMgmHandle handle,
    int          number,
    const int*   list,
    int          initial,
    int          nostart,
    int          abort,
    int*         disconnect
)
```

Parameters

`ndb_mgm_restart3()` takes 7 parameters:

- An `NdbMgmHandle`.
- The `number` of nodes to be stopped. Use `0` to stop all of the data nodes in the cluster.

- A *list* of the node IDs of the nodes to be stopped.
- If *initial* is true (1), then each node undergoes an initial restart—that is, its file system is removed.
- If *nostart* is true, then the nodes are not actually started, but instead are left ready for a start command.
- If *abort* is true, then the nodes are forced to restart immediately without performing a graceful restart.
- If *disconnect* returns 1 (true), this means the you must disconnect before you can apply the command to restart. For example, disconnecting is required when stopping the management server to which the handle is connected.

Return value

The number of nodes actually restarted; -1 on failure.

ndb_mgm_restart4()

Description

Like the other `ndb_mgm_restart*()` functions, this function restarts one or more data nodes. Like `ndb_mgm_restart2()`, it can be used to cause an initial restart, waiting restart, and immediate (forced) restart on one or more NDB Cluster data nodes; like `ndb_mgm_stop3()` it provides for a way to check to see whether disconnection is required prior to stopping a node. In addition, it is possible to force the node to restart even if this would cause a restart of the cluster.

Signature

```
int ndb_mgm_restart4
(
    NdbMgmHandle handle,
    int number,
    const int* list,
    int initial,
    int nostart,
    int abort,
    int force,
    int* disconnect
)
```

Parameters

`ndb_mgm_restart4()` takes 7 parameters:

- An `NdbMgmHandle`.
- The *number* of nodes to be stopped. Use 0 to stop all of the data nodes in the cluster.
- A *list* of the node IDs of the nodes to be stopped.
- If *initial* is true (1), then each node undergoes an initial restart—that is, its file system is removed.
- If *nostart* is true, then the nodes are not actually started, but instead are left ready for a start command.
- If *abort* is true, then the nodes are forced to restart immediately without performing a graceful restart.
- The value of *force* determines the action to be taken in the event that the loss of a given node due to restarting would cause an incomplete cluster.

`1` causes the node—and the entire cluster—to be restarted in such cases, `0` means that the node will not be restarted.

Setting *force* equal to `1` also makes it possible to restart a node even while other nodes are starting. (Bug #58451)

- If *disconnect* returns `1` (`true`), this means the you must disconnect before you can apply the command to restart. For example, disconnecting is required when stopping the management server to which the handle is connected.

Return value

The number of nodes actually restarted; `-1` on failure.

3.2.7 Cluster Log Functions

This section provides information about the functions available in the MGM API for controlling the output of the cluster log.

- [ndb_mgm_get_clusterlog_severity_filter\(\)](#)
- [ndb_mgm_set_clusterlog_severity_filter\(\)](#)
- [ndb_mgm_get_clusterlog_loglevel\(\)](#)
- [ndb_mgm_set_clusterlog_loglevel\(\)](#)

ndb_mgm_get_clusterlog_severity_filter()

Description

This function is used to retrieve the cluster log severity filter currently in force.

Signature

```
int ndb_mgm_get_clusterlog_severity_filter
(
    NdbMgmHandle handle,
    struct ndb_mgm_severity* severity,
    unsigned int size
)
```

Parameters

- An `NdbMgmHandle`.
- A vector *severity* of seven (`NDB_MGM_EVENT_SEVERITY_ALL`) elements, each of which is an `ndb_mgm_severity` structure, where each element contains `1` if a severity indicator is enabled and `0` if not. A severity level is stored at position `ndb_mgm_clusterlog_level`; for example the error level is stored at position `NDB_MGM_EVENT_SEVERITY_ERROR`. The first element (position `NDB_MGM_EVENT_SEVERITY_ON`) in the vector signals whether the cluster log is disabled or enabled.
- The *size* of the vector (`NDB_MGM_EVENT_SEVERITY_ALL`).

Return value

The number of returned severities, or `-1` in the event of an error.

ndb_mgm_set_clusterlog_severity_filter()

Description

This function is used to set a cluster log severity filter.

Signature

```
int ndb_mgm_set_clusterlog_severity_filter
(
    NdbMgmHandle handle,
    enum ndb_mgm_event_severity severity,
    int enable,
)
```

```
struct ndb_mgm_reply*   reply
)
```

Parameters

This function takes 4 parameters:

- A management server *handle*.
- A cluster log *severity* to filter.
- A flag to *enable* or disable the filter; `1` enables and `0` disables the filter.
- A pointer to an `ndb_mgm_reply` structure for a reply message.

Return value

The function returns `-1` in the event of failure.

ndb_mgm_get_clusterlog_loglevel()

Description

This function is used to obtain log category and level information, and is thread-safe.

Signature

```
int ndb_mgm_get_clusterlog_loglevel
(
    NdbMgmHandle handle,
    struct ndb_mgm_loglevel* loglevel,
    unsigned int size
)
```

Parameters

`ndb_mgm_get_clusterlog_loglevel()` takes the following parameters:

- A management *handle* (`NdbMgmHandle`).
- A *loglevel* (log level) vector consisting of twelve elements, each of which is an `ndb_mgm_loglevel` structure and which represents a log level of the corresponding category.
- The *size* of the vector (`MGM_LOGLEVELS`).

Return value

This function returns the number of returned loglevels or `-1` in the event of an error.

ndb_mgm_set_clusterlog_loglevel()

Description

This function is used to set the log category and levels for the cluster log.

Signature

```
int ndb_mgm_set_clusterlog_loglevel
(
    NdbMgmHandle           handle,
    int                    id,
    enum ndb_mgm_event_category category,
    int                    level,
    struct ndb_mgm_reply*   reply)
```

Parameters

This function takes 5 parameters:

- An `NdbMgmHandle`.
- The *id* of the node affected.
- An event *category*—this is one of the values listed in [The ndb_mgm_event_category Type](#).
- A logging *level*.

- A pointer to an `ndb_mgm_reply` structure for the *reply* message.

Return value

In the event of an error, this function returns `-1`.

3.2.8 Backup Functions

This section provides information about the functions provided in the MGM API for starting and stopping NDB Cluster backups.

- `ndb_mgm_start_backup()`
- `ndb_mgm_start_backup2()`
- `ndb_mgm_start_backup3()`
- `ndb_mgm_start_backup4()`
- `ndb_mgm_abort_backup()`

`ndb_mgm_start_backup()`

Description

This function is used to initiate a backup of an NDB Cluster.

Signature

```
int ndb_mgm_start_backup
(
    NdbMgmHandle      handle,
    int               wait,
    unsigned int*     id,
    struct ndb_mgm_reply* reply
)
```

Parameters

This function requires the four parameters listed here:

- A management server *handle* (an `NdbMgmHandle`).
- A *wait* flag, with the following possible values:
 - `0`: Do not wait for confirmation of the backup.
 - `1`: Wait for the backup to be started.
 - `2`: Wait for the backup to be completed.
- Create the backup having backup ID *id*. (This is also the function's return value.)

No backup *id* is returned if *wait* is set equal to `0`.

- A pointer to an `ndb_mgm_reply` structure to accommodate a *reply*.

Return value

On success, the backup ID (*id*). In the event of failure, the function returns `-1`.

`ndb_mgm_start_backup2()`

Description

This function is used to initiate a backup of an NDB Cluster. It is the same as `ndb_mgm_start_backup()`, except that it additionally specifies a value to be used for the next backup taken.

Signature

```
int ndb_mgm_start_backup
(
    NdbMgmHandle      handle,
```

```

int                wait,
unsigned int*      id,
struct ndb_mgm_reply* reply,
unsigned int       nextBackupId
)

```

Parameters

This function requires the five parameters listed here:

- A management server *handle* (an `NdbMgmHandle`).
- A *wait* flag, with the following possible values:
 - 0: Do not wait for confirmation of the backup.
 - 1: Wait for the backup to be started.
 - 2: Wait for the backup to be completed.
- Create the backup having backup ID *id*. (This is also the function's return value.)

No backup *id* is returned if *wait* is set equal to 0.

- A pointer to an `ndb_mgm_reply` structure to accommodate a *reply*.
- The ID of the next backup taken is set to the value of `nextBackupID + 1`.

Return value

On success, the backup ID passed as *id*. Otherwise, the function returns `-1`.

ndb_mgm_start_backup3()

Description

This function is used to initiate a backup of an NDB Cluster. It is the same as `ndb_mgm_start_backup2()`, but adds an argument for specifying whether the the state of the backup matches that of the cluster when the backup is started, or when it is completed.

Signature

```

int ndb_mgm_start_backup
(
    NdbMgmHandle      handle,
    int               wait,
    unsigned int*      id,
    struct ndb_mgm_reply* reply,
    unsigned int       nextBackupId,
    unsigned int       backupPoint
)

```

Parameters

This function requires the six parameters listed here:

- A management server *handle* (an `NdbMgmHandle`).
- A *wait* flag, with the following possible values:
 - 0: Do not wait for confirmation of the backup.
 - 1: Wait for the backup to be started.
 - 2: Wait for the backup to be completed.
- Create the backup having backup ID *id*. (This is also the function's return value.)

No backup *id* is returned if *wait* is set equal to 0.

- A pointer to an `ndb_mgm_reply` structure to accommodate a *reply*.
- The ID of the next backup taken is set to the value of `nextBackupID + 1`.
- *backupPoint* is 1 if the state of the backup should reflect that of the cluster the time when the backup is started, or 0 if its state should reflect that of the cluster when the backup is complete. Using 1 is equivalent to invoking the `ndb_mgm` client `START BACKUP` command with `SNAPSHOTSTART`; 0 is equivalent to invoking the command with `SNAPSHOTEND`.

Return value

On success, the backup ID passed as *id*. Otherwise, the function returns `-1`.

`ndb_mgm_start_backup4()`

Description

This function is used to initiate a backup of an NDB Cluster. It is the same as `ndb_mgm_start_backup3()`, except that it produces an encrypted backup using the password provided of the length specified.

This function was added in NDB 8.0.22.

Signature

```
int ndb_mgm_start_backup
(
    NdbMgmHandle      handle,
    int               wait,
    unsigned int*     id,
    struct ndb_mgm_reply* reply,
    unsigned int      nextBackupId,
    unsigned int      backupPoint,
    const char*       password,
    unsigned int      password_length
)
```

Parameters

This function requires the eight parameters listed here:

- A management server *handle* (an `NdbMgmHandle`).
- A *wait* flag, with the following possible values:
 - 0: Do not wait for confirmation of the backup.
 - 1: Wait for the backup to be started.
 - 2: Wait for the backup to be completed.
- Create the backup having backup ID *id*. (This is also the function's return value.)

No backup *id* is returned if *wait* is set equal to 0.

- A pointer to an `ndb_mgm_reply` structure to accommodate a *reply*.
- The ID of the next backup taken is set to the value of `nextBackupID + 1`.
- *backupPoint* is 1 if the state of the backup should reflect that of the cluster the time when the backup is started, or 0 if its state

should reflect that of the cluster when the backup is complete. Using 1 is equivalent to invoking the `ndb_mgm` client `START BACKUP` command with `SNAPSHOTSTART`; 0 is equivalent to invoking the command with `SNAPSHOTEND`.

- A password used to protect the encrypted backup. This is a string of up to 256 characters in length; any printable ASCII characters can be used in the password string with the exception of `!`, `'`, `"`, `$`, `%`, `\`, and `^`.
- The length of the password.

It is possible to specify an empty password, but this is not recommended.

Return value

On success, the backup ID passed as `id`. Otherwise, the function returns `-1`.

`ndb_mgm_abort_backup()`

Description

This function is used to stop an NDB Cluster backup.

Signature

```
int ndb_mgm_abort_backup
(
    NdbMgmHandle      handle,
    unsigned int      id,
    struct ndb_mgm_reply* reply)

```

Parameters

This function takes 3 parameters:

- An `NdbMgmHandle`.
- The `id` of the backup to be aborted.
- A pointer to an `ndb_mgm_reply` structure.

Return value

In case of an error, this function returns `-1`.

3.2.9 Single-User Mode Functions

The MGM API makes it possible for the programmer to put the cluster into single-user mode—and to return it to normal mode again—from within an application. This section covers the functions that are used for these operations.

- `ndb_mgm_enter_single_user()`
- `ndb_mgm_exit_single_user()`

`ndb_mgm_enter_single_user()`

Description

This function is used to enter single-user mode on a given node.

Signature

```
int ndb_mgm_enter_single_user
(
    NdbMgmHandle      handle,
    unsigned int      id,
    struct ndb_mgm_reply* reply
)

```

Parameters

This function takes 3 parameters:

- An `NdbMgmHandle`.
- The `id` of the node to be used in single-user mode.

- A pointer to an `ndb_mgm_reply` structure, used for a *reply* message.

Return value

Returns `-1` in the event of failure.

`ndb_mgm_exit_single_user()`

Description

This function is used to exit single-user mode and to return to normal operation.

Signature

```
int ndb_mgm_exit_single_user
(
    NdbMgmHandle      handle,
    struct ndb_mgm_reply* reply
)
```

Parameters

This function requires 2 arguments:

- An `NdbMgmHandle`.
- A pointer to an `ndb_mgm_reply`.

Return value

Returns `-1` in case of an error.

3.2.10 TLS Functions

The functions described in this section were added in NDB 8.3 to support Transport Layer Security for communications between nodes. Also included in this section is information about two data structures used by some of these functions.

For additional information about TLS support in NDB Cluster, see [TLS Link Encryption for NDB Cluster](#).

- [ndb_mgm_cert_table_free\(\)](#)
- [ndb_mgm_connect_tls\(\)](#)
- [ndb_mgm_get_tls_stats\(\)](#)
- [ndb_mgm_has_tls\(\)](#)
- [ndb_mgm_list_certs\(\)](#)
- [ndb_mgm_set_ssl_ctx\(\)](#)
- [ndb_mgm_start_tls\(\)](#)
- [ndb_mgm_cert_table](#)
- [ndb_mgm_tls_stats](#)

`ndb_mgm_cert_table_free()`

Description

Frees a linked list of certificate descriptions.

Signature

```
void ndb_mgm_cert_table_free
(
    struct ndb_mgm_cert_table **list
)
```

Parameters

list

A linked list of `ndb_mgm_cert_table` certificate descriptions

Return value *none*

ndb_mgm_connect_tls()

Description Connects to a management server. This function wraps a call to `ndb_mgm_connect()`, followed by a call to `ndb_mgm_start_tls()`. The user must first have called `ndb_mgm_set_ssl_ctx()` before invoking this function.

Unlike the case with `ndb_mgm_connect()`, `ndb_mgm_connect_tls()` cannot be called on a handle which is already connected; such an attempt fails with error **NDB_MGM_ALREADY_CONNECTED**.

Signature

```
int ndb_mgm_connect_tls
(
    NdbMgmHandle handle,
    int no_retries,
    int retry_delay_in_seconds,
    int verbose,
    int tls_req_level
)
```

Parameters

- | | |
|------------------------|--|
| handle | Management server handle (<code>NdbMgmHandle</code>). |
| no_retries | Number of times to make connection attempts (0 means connect once). |
| retry_delay_in_seconds | How long to wait before performing each retry for a connection. |
| verbose | Print out reports regarding connect retries. |
| tls_req_level | This parameter can take either of the following two values: <ol style="list-style-type: none"> 1. <code>CLIENT_TLS_RELAXED</code>: TLS authentication failures still result in errors, but a missing certificate or server refusal results in a successful cleartext connection. 2. <code>CLIENT_TLS_STRICT</code>: Any failure to establish TLS is treated as an error, and the connection is closed. |

Return value *none*

ndb_mgm_get_tls_stats()

Description Get server TLS statistics

Signature

```
int ndb_mgm_get_tls_stats
(
    NdbMgmHandle handle,
    struct ndb_mgm_tls_stats *result
)
```

Parameters	handle	Management server handle (NdbMgmHandle).
	result	Pointer to ndb_mgm_tls_stats structure holding result data
Return value	0 on success, -1 on error.	

ndb_mgm_has_tls()

Description Checks whether a connected handle is using TLS.

Signature

```
int ndb_mgm_has_tls
(
    NdbMgmHandle handle
)
```

Parameters handle Management server handle ([NdbMgmHandle](#)).

Return value 1 if the handle is using TLS; 0 if it is not.

ndb_mgm_list_certs()

Description Queries TLS certificates of connected MGM clients

Signature

```
int ndb_mgm_list_certs
(
    NdbMgmHandle handle,
    struct ndb_mgm_cert_table **list
)
```

Parameters handle Management server handle ([NdbMgmHandle](#)).

list Address of a pointer to an [ndb_mgm_cert_table](#) structure.

Return value One of the following values:

- > 0: The total number of linked descriptions.
- 0: Success, but with no TLS connections to report.
- -1: Error.

ndb_mgm_set_ssl_ctx()

Description Set an SSL context structure (CTX) for a handle.

Signature

```
int ndb_mgm_set_ssl_ctx
(
    NdbMgmHandle handle,
    struct ssl_ctx_st *ctx
)
```

Parameters handle Management server handle ([NdbMgmHandle](#)).

ctx [SSL_ctx](#) to be used for TLS and HTTPS connections

Return value 0 on success, -1 if CTX has already been set

ndb_mgm_start_tls()

Description	Start TLS by upgrading an open, unencrypted connection to a secure one.	
Signature	<pre>int ndb_mgm_start_tls (NdbMgmHandle <i>handle</i>)</pre>	
Parameters	handle	Management server handle (NdbMgmHandle).
Return value	0 on success	

ndb_mgm_cert_table

Description	ndb_mgm_cert_table is a linked structure describing a TLS client session.	
Definition	<pre>struct ndb_mgm_cert_table { Uint64 <i>session_id</i>; char *<i>peer_address</i>; char *<i>cert_serial</i>; char *<i>cert_name</i>; char *<i>cert_expires</i>; struct ndb_mgm_cert_table *<i>next</i>; }</pre>	
Members	session_id	TLS session ID
	peer_address	Host making the connection
	cert_serial	Certificate serial number
	cert_name	Certificate name
	cert_expires	Certificate expiration date
	next	Pointer to the next ndb_mgm_cert_table in the list

ndb_mgm_tls_stats

Description	The ndb_mgm_tls_stats struct stores server statistics relating to TLS.	
Definition	<pre>struct ndb_mgm_tls_stats { Uint32 <i>accepted</i>; Uint32 <i>upgraded</i>; Uint32 <i>current</i>; Uint32 <i>tls</i>; Uint32 <i>authfail</i>; }</pre>	
Members	accepted	Total number of client connections accepted
	upgraded	Number of client connections upgraded to TLS
	current	Total number of current open client sessions

tls	Number of current open client sessions using TLS
authfail	Total number of authorization failures

3.3 MGM API Data Types

This section provides information about the data types defined by the MGM API.

The types described in this section are all defined in the file `/storage/ndb/include/mgmapi/mgmapi.h`, with the exception of `Ndb_logevent_type`, `ndb_mgm_event_severity`, `ndb_mgm_logevent_handle_error`, and `ndb_mgm_event_category`, which are defined in `/storage/ndb/include/mgmapi/ndb_logevent.h`.

- [The `ndb_mgm_node_type` Type](#)
- [The `ndb_mgm_node_status` Type](#)
- [The `ndb_mgm_error` Type](#)
- [The `Ndb_logevent_type` Type](#)
- [The `ndb_mgm_event_severity` Type](#)
- [The `ndb_logevent_handle_error` Type](#)
- [The `ndb_mgm_event_category` Type](#)

The `ndb_mgm_node_type` Type

Description	This is used to classify the different types of nodes in an NDB Cluster.
Enumeration values	Possible values are shown, along with descriptions, in the following table:

Table 3.1 Type `ndb_mgm_node_type` values and descriptions.

Value	Description
<code>NDB_MGM_NODE_TYPE_UNKNOWN</code>	Unknown
<code>NDB_MGM_NODE_TYPE_API</code>	API Node (SQL node)
<code>NDB_MGM_NODE_TYPE_DATA</code>	Data node
<code>NDB_MGM_NODE_TYPE_MGM</code>	Management node

The `ndb_mgm_node_status` Type

Description	This type describes a Cluster node's status.
Enumeration values	Possible values are shown, along with descriptions, in the following table:

Table 3.2 Type `ndb_mgm_node_status` values and descriptions.

Value	Description
<code>NDB_MGM_NODE_STATUS_UNKNOWN</code>	The node's status is not known
<code>NDB_MGM_NODE_STATUS_NO_CONTACT</code>	The node cannot be contacted

Value	Description
NDB_MGM_NODE_STATUS_NOT_STARTED	The node has not yet executed the startup protocol
NDB_MGM_NODE_STATUS_STARTING	The node is executing the startup protocol
NDB_MGM_NODE_STATUS_RUNNING	The node is running
NDB_MGM_NODE_STATUS_SHUTTING_DOWN	The node is shutting down
NDB_MGM_NODE_STATUS_RESTARTING	The node is restarting
NDB_MGM_NODE_STATUS_SINGLE_USER	The node is running in single-user (maintenance) mode
NDB_MGM_NODE_STATUS_RESUMING	The node is in resume mode
NDB_MGM_NODE_STATUS_CONNECTED	The node is connected

The ndb_mgm_error Type

Description

The values for this type are the error codes that may be generated by MGM API functions. These may be found in [Section 3.5, “MGM API Errors”](#).

See also [ndb_mgm_get_latest_error\(\)](#), for more information.

The Ndb_logevent_type Type

Description

These are the types of log events available in the MGM API, grouped by event category. (See [The ndb_mgm_event_category Type](#).)

Most of these log event types have one or more corresponding log event messages; these are listed in [NDB Cluster Log Messages](#).

Enumeration values

Possible values are shown, along with descriptions, in the following table:

Table 3.3 Type Ndb_logevent_type values, descriptions, and event categories

Type	Description	Category
NDB_LE_Connected	The node has connected	NDB_MGM_EVENT_CATEGORY_CONNECTED
NDB_LE_Disconnected	The node was disconnected	NDB_MGM_EVENT_CATEGORY_DISCONNECTED
NDB_LE_CommunicationClosed	Communication with the node has been closed	NDB_MGM_EVENT_CATEGORY_COMMUNICATION_CLOSED
NDB_LE_CommunicationStarted	Communication with the node has been started	NDB_MGM_EVENT_CATEGORY_COMMUNICATION_STARTED
NDB_LE_ConnectedAPIVersion	The API version used by an API node; in the case of a MySQL server (SQL node), this is the same as displayed	NDB_MGM_EVENT_CATEGORY_CONNECTED

Type	Description	Category
	by <code>SELECT VERSION()</code>	
<code>NDB_LE_GlobalCheckpointStarted</code>	A global checkpoint has been started	<code>NDB_MGM_EVENT_CATEGORY_0</code>
<code>NDB_LE_GlobalCheckpointCompleted</code>	A global checkpoint has been completed	<code>NDB_MGM_EVENT_CATEGORY_0</code>
<code>NDB_LE_LocalCheckpointStarted</code>	The node has begun a local checkpoint	<code>NDB_MGM_EVENT_CATEGORY_0</code>
<code>NDB_LE_LocalCheckpointCompleted</code>	The node has completed a local checkpoint	<code>NDB_MGM_EVENT_CATEGORY_0</code>
<code>NDB_LE_LCPStopped</code>	The local checkpoint was aborted, but the last global checkpoint was preserved	<code>NDB_MGM_EVENT_CATEGORY_0</code>
<code>NDB_LE_LCPFragmentCompleted</code>	Copying of a table fragment was completed	<code>NDB_MGM_EVENT_CATEGORY_0</code>
<code>NDB_LE_NDBStartStarted</code>	The node has begun to start	<code>NDB_MGM_EVENT_CATEGORY_0</code>
<code>NDB_LE_NDBStartCompleted</code>	The node has completed the startup process	<code>NDB_MGM_EVENT_CATEGORY_0</code>
<code>NDB_LE_STTORRYReceived</code>	The node received an <code>STTORRY</code> signal, indicating that the reading of configuration data is underway; see Configuration Read Phase (STTOR Phase -1) , and STTOR Phase 0 , for more information	<code>NDB_MGM_EVENT_CATEGORY_0</code>
<code>NDB_LE_StartPhaseCompleted</code>	A node start phase has been completed	<code>NDB_MGM_EVENT_CATEGORY_0</code>
<code>NDB_LE_CM_REGCONF</code>	The node has received a <code>CM_REGCONF</code> signal; see STTOR Phase 1 , for more information	<code>NDB_MGM_EVENT_CATEGORY_0</code>
<code>NDB_LE_CM_REGREF</code>	The node has received a <code>CM_REGREF</code>	<code>NDB_MGM_EVENT_CATEGORY_0</code>

Type	Description	Category
	signal; see STTOR Phase 1 , for more information	
NDB_LE_FIND_NEIGHBORS	The node has discovered its neighboring nodes in the cluster	NDB_MGM_EVENT_CATEGORY_STARTUP
NDB_LE_NDBStopStart	The node is beginning to shut down	NDB_MGM_EVENT_CATEGORY_STARTUP
NDB_LE_NDBStopComplete	Node shutdown completed	NDB_MGM_EVENT_CATEGORY_STARTUP
NDB_LE_NDBStopForce	The node is being forced to shut down (usually indicates a severe problem in the cluster)	NDB_MGM_EVENT_CATEGORY_STARTUP
NDB_LE_NDBStopAbort	The node started to shut down, but was forced to continue running; this happens, for example, when a STOP command was issued in the management client for a node such that the cluster would no longer be able to keep all data available if the node were shut down	NDB_MGM_EVENT_CATEGORY_STARTUP
NDB_LE_StartREDOLog	Redo logging has been started	NDB_MGM_EVENT_CATEGORY_STARTUP
NDB_LE_StartLog	Logging has started	NDB_MGM_EVENT_CATEGORY_STARTUP
NDB_LE_UNDORecordsRead	The node has read and executed all records from the redo log	NDB_MGM_EVENT_CATEGORY_STARTUP
NDB_LE_StartReport	The node is issuing a start report	NDB_MGM_EVENT_CATEGORY_STARTUP
NDB_LE_NR_CopyDict	The node is copying the data dictionary	NDB_MGM_EVENT_CATEGORY_NODE
NDB_LE_NR_CopyDist	The node is copying data distribution information	NDB_MGM_EVENT_CATEGORY_NODE

Type	Description	Category
NDB_LE_NR_CopyFragStart	The node is copying table fragments	NDB_MGM_EVENT_CATEGORY_1
NDB_LE_NR_CopyFragDone	The node has completed copying a table fragment	NDB_MGM_EVENT_CATEGORY_1
NDB_LE_NR_CopyFragAllDone	The node has completed copying all necessary table fragments	NDB_MGM_EVENT_CATEGORY_1
NDB_LE_NodeFailComplete	All (remaining) nodes has been notified of the failure of a data node	NDB_MGM_EVENT_CATEGORY_1
NDB_LE_NODE_FAILED	A data node has failed	NDB_MGM_EVENT_CATEGORY_1
NDB_LE_ArbitState	This event is used to report on the current state of arbitration in the cluster	NDB_MGM_EVENT_CATEGORY_1
NDB_LE_ArbitResult	This event is used to report on the outcome of node arbitration	NDB_MGM_EVENT_CATEGORY_1
NDB_LE_GCP_TakeoverAttempt	The node is attempting to become the master node (to assume responsibility for GCPs)	NDB_MGM_EVENT_CATEGORY_1
NDB_LE_GCP_TakeoverSuccess	The node has become the master (and assumed responsibility for GCPs)	NDB_MGM_EVENT_CATEGORY_1
NDB_LE_LCP_TakeoverAttempt	The node is attempting to become the master node (to assume responsibility for LCPs)	NDB_MGM_EVENT_CATEGORY_1
NDB_LE_LCP_TakeoverSuccess	The node has become the master (and assumed responsibility for LCPs)	NDB_MGM_EVENT_CATEGORY_1
NDB_LE_TransReport	This indicates a report of transaction activity, which is given	NDB_MGM_EVENT_CATEGORY_1

Type	Description	Category
	approximately once every 10 seconds	
NDB_LE_OperationReport	Indicates a report on the number of operations performed by this node (also provided approximately once every 10 seconds)	NDB_MGM_EVENT_CATEGORY_STATISTICS
NDB_LE_TableCreated	A new table has been created	NDB_MGM_EVENT_CATEGORY_STATISTICS
NDB_LE_UndoLogBlocked	Undo logging is blocked because the log buffer is close to overflowing	NDB_MGM_EVENT_CATEGORY_STATISTICS
NDB_LE_JobStatistics		NDB_MGM_EVENT_CATEGORY_STATISTICS
NDB_LE_SendBytesStatistics	Indicates a report of the average number of bytes transmitted per send operation by this node	NDB_MGM_EVENT_CATEGORY_STATISTICS
NDB_LE_ReceiveBytesStatistics	Indicates a report of the average number of bytes received per send operation to this node	NDB_MGM_EVENT_CATEGORY_STATISTICS
NDB_LE_MemoryUsage	A DUMP 1000 command has been issued to this node, and it is reporting its memory usage in turn	NDB_MGM_EVENT_CATEGORY_STATISTICS
NDB_LE_TransporterError	A transporter error has occurred; see NDB Transporter Errors , for transporter error codes and messages	NDB_MGM_EVENT_CATEGORY_ERRORS
NDB_LE_TransporterWarning	A potential problem is occurring in the transporter; see NDB Transporter Errors , for transporter	NDB_MGM_EVENT_CATEGORY_ERRORS

Type	Description	Category
	error codes and messages	
NDB_LE_MissedHeartbeat	Indicates a data node has missed a heartbeat expected from another data node	NDB_MGM_EVENT_CATEGORY_1
NDB_LE_DeadDueToHeartbeat	A data node has missed at least 3 heartbeats in succession from another data node, and is reporting that it can no longer communicate with that data node	NDB_MGM_EVENT_CATEGORY_1
NDB_LE_WarningEvent	Indicates a warning message	NDB_MGM_EVENT_CATEGORY_1
NDB_LE_SentHeartbeat	A node heartbeat has been sent	NDB_MGM_EVENT_CATEGORY_1
NDB_LE_CreateLogBytes		NDB_MGM_EVENT_CATEGORY_1
NDB_LE_InfoEvent	Indicates an informational message	NDB_MGM_EVENT_CATEGORY_1
NDB_LE_SingleUser	The cluster has entered or exited single user mode	NDB_MGM_EVENT_CATEGORY_1
NDB_LE_EventBuffer	This type of event indicates potentially excessive usage of the event buffer	NDB_MGM_EVENT_CATEGORY_1
NDB_LE_EventBufferStatus	Extension of NDB_LE_EventBuffer providing improved reporting of event buffer status; added in NDB 7.5	NDB_MGM_EVENT_CATEGORY_1
NDB_LE_EventBuffer64	Extension of NDB_LE_EventBufferStatus which uses 64-bit values for total, maximum, and allocated bytes; added in NDB 7.5.23, 7.6.19, and 8.0.26	NDB_MGM_EVENT_CATEGORY_1
NDB_LE_BackupStarted	A backup has been started	NDB_MGM_EVENT_CATEGORY_1
NDB_LE_BackupFailed	A backup has failed to start	NDB_MGM_EVENT_CATEGORY_1

Type	Description	Category
<code>NDB_LE_BackupCompleted</code>	A backup has been completed successfully	<code>NDB_MGM_EVENT_CATEGORY_BACKUP</code>
<code>NDB_LE_BackupAborted</code>	A backup in progress was terminated by the user	<code>NDB_MGM_EVENT_CATEGORY_BACKUP</code>

The `ndb_mgm_event_severity` Type

Description

These are the log event severities used to filter the cluster log by `ndb_mgm_set_clusterlog_severity_filter()`, and to filter listening to events by `ndb_mgm_listen_event()`.

Enumeration values

Possible values are shown, along with descriptions, in the following table:

Table 3.4 Type `ndb_mgm_event_severity` values and descriptions

Value	Description
<code>NDB_MGM_ILLEGAL_EVENT_SEVERITY</code>	Invalid event severity specified
<code>NDB_MGM_EVENT_SEVERITY_ON</code>	Cluster logging is enabled
<code>NDB_MGM_EVENT_SEVERITY_DEVELOPMENT</code>	Use for <i>NDB Cluster development only</i>
<code>NDB_MGM_EVENT_SEVERITY_INFORMATIONAL</code>	Informational messages
<code>NDB_MGM_EVENT_SEVERITY_WARNING</code>	Conditions that are not errors as such, but that might require special handling
<code>NDB_MGM_EVENT_SEVERITY_ERROR</code>	Nonfatal error conditions that should be corrected
<code>NDB_MGM_EVENT_SEVERITY_CRITICAL</code>	Critical conditions such as device errors or out of memory errors
<code>NDB_MGM_EVENT_SEVERITY_ALERT</code>	Conditions that require immediate attention, such as corruption of the cluster
<code>NDB_MGM_EVENT_SEVERITY_ALL</code>	All severity levels

See `ndb_mgm_set_clusterlog_severity_filter()`, and `ndb_mgm_listen_event()`, for information on how this type is used by those functions.

The `ndb_logevent_handle_error` Type

Description

This type is used to describe log event errors.

Enumeration values

Possible values are shown, along with descriptions, in the following table:

Table 3.5 Type `ndb_logevent_handle_error` values and descriptions

Value	Description
<code>NDB_LEH_NO_ERROR</code>	No error

Value	Description
<code>NDB_LEH_READ_ERROR</code>	Read error
<code>NDB_LEH_MISSING_EVENT_SPECIFICATION</code>	Invalid, incomplete, or missing log event specification
<code>NDB_LEH_UNKNOWN_EVENT_TYPE</code>	Unknown log event type
<code>NDB_LEH_UNKNOWN_EVENT_VARIABLE</code>	Unknown log event variable
<code>NDB_LEH_INTERNAL_ERROR</code>	Internal error
<code>NDB_LEH_CONNECTION_ERROR</code>	Connection error, or lost connection with management server

`NDB_LEH_CONNECTION_ERROR` was added in NDB 7.4.13. (BUG #19474782)

The `ndb_mgm_event_category` Type

Description

These are the log event categories referenced in [The `Ndb_logevent_type` Type](#). They are also used by the MGM API functions `ndb_mgm_set_clusterlog_loglevel()` and `ndb_mgm_listen_event()`.

Enumeration values

Possible values are shown, along with descriptions, in the following table:

Table 3.6 Type `ndb_mgm_event_category` values and descriptions

Value	Description
<code>NDB_MGM_ILLEGAL_EVENT_CATEGORY</code>	Invalid log event category
<code>NDB_MGM_EVENT_CATEGORY_STARTUP</code>	Log events occurring during startup
<code>NDB_MGM_EVENT_CATEGORY_SHUTDOWN</code>	Log events occurring during shutdown
<code>NDB_MGM_EVENT_CATEGORY_STATISTICS</code>	Statistics log events
<code>NDB_MGM_EVENT_CATEGORY_CHECKPOINTS</code>	Log events related to checkpoints
<code>NDB_MGM_EVENT_CATEGORY_NODE_RESTART</code>	Log events occurring during node restart
<code>NDB_MGM_EVENT_CATEGORY_CONNECTIONS</code>	Log events relating to connections between cluster nodes
<code>NDB_MGM_EVENT_CATEGORY_BACKUPS</code>	Log events relating to backups
<code>NDB_MGM_EVENT_CATEGORY_CONGESTION</code>	Log events relating to congestion
<code>NDB_MGM_EVENT_CATEGORY_INFO</code>	Uncategorised log events (severity level <code>INFO</code>)
<code>NDB_MGM_EVENT_CATEGORY_ERROR</code>	Uncategorised log events (severity level <code>WARNING</code> , <code>ERROR</code> , <code>CRITICAL</code> , or <code>ALERT</code>)

See `ndb_mgm_set_clusterlog_loglevel()`, and `ndb_mgm_listen_event()`, for more information.

3.4 MGM API Data Structures

This section provides information about the data structures defined by the MGM API.

- [The `ndb_logevent` Structure](#)
- [The `ndb_mgm_node_state` Structure](#)
- [The `ndb_mgm_node_state2` Structure](#)
- [The `ndb_mgm_cluster_state` Structure](#)
- [The `ndb_mgm_cluster_state2` Structure](#)
- [The `ndb_mgm_reply` Structure](#)

The `ndb_logevent` Structure

Description This structure models a Cluster log event, and is used for storing and retrieving log event information.

Definition. `ndb_logevent` has 8 members, the first 7 of which are shown in the following list:

- `void* handle`: An `NdbLogEventHandle`, set by `ndb_logevent_get_next()`. This handle is used only for purposes of comparison.
- `type`: Tells which type of event (`Ndb_logevent_type`) this is.
- `unsigned time`: The time at which the log event was registered with the management server.
- `category`: The log event category (`ndb_mgm_event_category`).
- `severity`: The log event severity (`ndb_mgm_event_severity`).
- `unsigned level`: The log event level. This is a value in the range of 0 to 15, inclusive.
- `unsigned source_nodeid`: The node ID of the node that reported this event.

The 8th member of this structure contains data specific to the log event, and is dependent on its type. It is defined as the union of a number of data structures, each corresponding to a log event type. Which structure to use is determined by the value of `type`, and is shown in the following table:

Table 3.7 Type `Ndb_logevent_type` values and structures used

<code>Ndb_logevent_type</code> Value	Structure
<code>NDB_LE_Connected</code>	<code>Connected</code> : unsigned <code>node</code>
<code>NDB_LE_Disconnected</code>	<code>Disconnected</code> : unsigned <code>node</code>
<code>NDB_LE_CommunicationClosed</code>	<code>CommunicationClosed</code> : unsigned <code>node</code>
<code>NDB_LE_CommunicationOpened</code>	<code>CommunicationOpened</code> : unsigned <code>node</code>
<code>NDB_LE_ConnectedApiVersion</code>	<code>ConnectedApiVersion</code> : unsigned <code>node</code> unsigned <code>version</code>
<code>NDB_LE_GlobalCheckpointStarted</code>	<code>GlobalCheckpointStarted</code> : unsigned <code>gci</code>

The ndb_logevent Structure

Ndb_logevent_type Value	Structure
NDB_LE_GlobalCheckpointCompleted	GlobalCheckpointCompleted: unsigned <i>gci</i>
NDB_LE_LocalCheckpointStarted	LocalCheckpointStarted: unsigned <i>lci</i> unsigned <i>keep_gci</i> unsigned <i>restore_gci</i>
NDB_LE_LocalCheckpointCompleted	LocalCheckpointCompleted: unsigned <i>lci</i>
NDB_LE_LCPStoppedInCalcKeepGci	LCPStoppedInCalcKeepGci: unsigned <i>data</i>
NDB_LE_LCPFragmentCompleted	LCPFragmentCompleted: unsigned <i>node</i> unsigned <i>table_id</i> unsigned <i>fragment_id</i>
NDB_LE_UndoLogBlocked	UndoLogBlocked: unsigned <i>acc_count</i> unsigned <i>tup_count</i>
NDB_LE_NDBStartStarted	NDBStartStarted: unsigned <i>version</i>
NDB_LE_NDBStartCompleted	NDBStartCompleted: unsigned <i>version</i>
NDB_LE_STTORYRRecieved	STTORYRRecieved: [NONE]
NDB_LE_StartPhaseCompleted	StartPhaseCompleted: unsigned <i>phase</i> unsigned <i>starttype</i>
NDB_LE_CM_REGCONF	CM_REGCONF: unsigned <i>own_id</i> unsigned <i>president_id</i> unsigned <i>dynamic_id</i>
NDB_LE_CM_REGREF	CM_REGREF: unsigned <i>own_id</i> unsigned <i>other_id</i> unsigned <i>cause</i>
NDB_LE_FIND_NEIGHBOURS	FIND_NEIGHBOURS: unsigned <i>own_id</i> unsigned <i>left_id</i> unsigned <i>right_id</i> unsigned <i>dynamic_id</i>
NDB_LE_NDBStopStarted	NDBStopStarted: unsigned <i>stoptype</i>
NDB_LE_NDBStopCompleted	NDBStopCompleted: unsigned <i>action</i> unsigned <i>signum</i>

Ndb_logevent_type Value	Structure
NDB_LE_NDBStopForced	NDBStopForced: unsigned <i>action</i> unsigned <i>signum</i> unsigned <i>error</i> unsigned <i>sphase</i> unsigned <i>extra</i>
NDB_LE_NDBStopAborted	NDBStopAborted: [NONE]
NDB_LE_StartREDOLog	StartREDOLog: unsigned <i>node</i> unsigned <i>keep_gci</i> unsigned <i>completed_gci</i> unsigned <i>restorable_gci</i>
NDB_LE_StartLog	StartLog: unsigned <i>log_part</i> unsigned <i>start_mb</i> unsigned <i>stop_mb</i> unsigned <i>gci</i>
NDB_LE_UNDORecordsExecuted	UNDORecordsExecuted: unsigned <i>block</i> unsigned <i>data1</i> unsigned <i>data2</i> unsigned <i>data3</i> unsigned <i>data4</i> unsigned <i>data5</i> unsigned <i>data6</i> unsigned <i>data7</i> unsigned <i>data8</i> unsigned <i>data9</i> unsigned <i>data10</i>
NDB_LE_NR_CopyDict	NR_CopyDict: [NONE]
NDB_LE_NR_CopyDistr	NR_CopyDistr: [NONE]
NDB_LE_NR_CopyFragStarted	NR_CopyFragStarted: unsigned <i>dest_node</i>
NDB_LE_NR_CopyFragDone	NR_CopyFragDone: unsigned <i>dest_node</i> unsigned <i>table_id</i> unsigned <i>fragment_id</i>
NDB_LE_NR_CopyFragCompleted	NR_CopyFragCompleted: unsigned <i>dest_node</i>
NDB_LE_NodeFailCompleted	NodeFailCompleted: unsigned <i>block</i> unsigned <i>failed_node</i> unsigned <i>completing_node</i> (For <i>block</i> and <i>completing_node</i> , 0 is interpreted as "all".)
NDB_LE_NODE_FAILREP	NODE_FAILREP:

The ndb_logevent Structure

Ndb_logevent_type Value	Structure
	unsigned <i>failed_node</i> unsigned <i>failure_state</i>
NDB_LE_ArbitState	ArbitState: unsigned <i>code</i> unsigned <i>arbit_node</i> unsigned <i>ticket_0</i> unsigned <i>ticket_1</i>
NDB_LE_ArbitResult	ArbitResult: unsigned <i>code</i> unsigned <i>arbit_node</i> unsigned <i>ticket_0</i> unsigned <i>ticket_1</i>
NDB_LE_GCP_TakeoverStarted	GCP_TakeoverStarted: [NONE]
NDB_LE_GCP_TakeoverCompleted	GCP_TakeoverCompleted: [NONE]
NDB_LE_LCP_TakeoverStarted	LCP_TakeoverStarted: [NONE]
NDB_LE_TransReportCounters	TransReportCounters: unsigned <i>trans_count</i> unsigned <i>commit_count</i> unsigned <i>read_count</i> unsigned <i>simple_read_count</i> unsigned <i>write_count</i> unsigned <i>attrinfo_count</i> unsigned <i>conc_op_count</i> unsigned <i>abort_count</i> unsigned <i>scan_count</i> unsigned <i>range_scan_count</i>
NDB_LE_OperationReportCounters	OperationReportCounters: unsigned <i>ops</i>
NDB_LE_TableCreated	TableCreated: unsigned <i>table_id</i>
NDB_LE_JobStatistic	JobStatistic: unsigned <i>mean_loop_count</i>
NDB_LE_SendBytesStatistic	SendBytesStatistic: unsigned <i>to_node</i> unsigned <i>mean_sent_bytes</i>
NDB_LE_ReceiveBytesStatistic	ReceiveBytesStatistic: unsigned <i>from_node</i> unsigned <i>mean_received_bytes</i>
NDB_LE_MemoryUsage	MemoryUsage: int <i>gth</i> unsigned <i>page_size_kb</i> unsigned <i>pages_used</i> unsigned <i>pages_total</i> unsigned <i>block</i>
NDB_LE_TransporterError	TransporterError:

Ndb_logevent_type Value	Structure
	unsigned <i>to_node</i> unsigned <i>code</i>
NDB_LE_TransporterWarning	TransporterWarning: unsigned <i>to_node</i> unsigned <i>code</i>
NDB_LE_MissedHeartbeat	MissedHeartbeat: unsigned <i>node</i> unsigned <i>count</i>
NDB_LE_DeadDueToHeartbeat	DeadDueToHeartbeat: unsigned <i>node</i>
NDB_LE_WarningEvent	WarningEvent: [NOT YET IMPLEMENTED]
NDB_LE_SentHeartbeat	SentHeartbeat: unsigned <i>node</i>
NDB_LE_CreateLogBytes	CreateLogBytes: unsigned <i>node</i>
NDB_LE_InfoEvent	InfoEvent: [NOT YET IMPLEMENTED]
NDB_LE_EventBufferStatus (Prior to NDB 7.5)	EventBufferStatus:: unsigned <i>usage</i> unsigned <i>alloc</i> unsigned <i>max</i> unsigned <i>apply_gci_l</i> unsigned <i>apply_gci_h</i> unsigned <i>latest_gci_l</i> unsigned <i>latest_gci_h</i>
NDB_LE_EventBufferStatus2 (NDB 7.5)	EventBufferStatus2: unsigned <i>usage</i> unsigned <i>alloc</i> unsigned <i>max</i> unsigned <i>latest_consumed_epoch_l</i> unsigned <i>latest_consumed_epoch_h</i> unsigned <i>latest_buffered_epoch_l</i> unsigned <i>latest_buffered_epoch_h</i> unsigned <i>ndb_reference</i> unsigned <i>report_reason</i> <i>report_reason</i> is one of NO_REPORT, COMPLETELY_BUFFERING, PARTIALLY_DISCARDING, COMPLETELY_DISCARDING, PARTIALLY_BUFFERING, BUFFERED_EPOCHS_OVER_THRESHOLD, ENOUGH_FREE_EVENTBUFFER, or LOW_FREE_EVENTBUFFER; see Event Buffer Reporting in the Cluster Log , for descriptions of these values
NDB_LE_BackupStarted	BackupStarted: unsigned <i>starting_node</i> unsigned <i>backup_id</i>

Ndb_logevent_type Value	Structure
NDB_LE_BackupFailedToStart	BackupFailedToStart: unsigned <i>starting_node</i> unsigned <i>error</i>
NDB_LE_BackupCompleted	BackupCompleted: unsigned <i>starting_node</i> unsigned <i>backup_id</i> unsigned <i>start_gci</i> unsigned <i>stop_gci</i> unsigned <i>n_records</i> unsigned <i>n_log_records</i> unsigned <i>n_bytes</i> unsigned <i>n_log_bytes</i>
NDB_LE_BackupAborted	BackupAborted: unsigned <i>starting_node</i> unsigned <i>backup_id</i> unsigned <i>error</i>
NDB_LE_SingleUser	SingleUser: unsigned <i>type</i> unsigned <i>node_id</i>
NDB_LE_StartReport	StartReport: unsigned <i>report_type</i> unsigned <i>remaining_time</i> unsigned <i>bitmask_size</i> unsigned <i>bitmask_data[1]</i>

The ndb_mgm_node_state Structure

Description Provides information on the status of a Cluster node.

Definition. This structure contains the following members:

- *int node_id*: The cluster node's node ID.
- *enum ndb_mgm_node_type node_type*: The node type.
See [The ndb_mgm_node_type Type](#), for permitted values.
- *enum ndb_mgm_node_status node_status*: The node's status.
See [The ndb_mgm_node_status Type](#), for permitted values.
- *int start_phase*: The start phase.
This is valid only if the *node_type* is `NDB_MGM_NODE_TYPE_NDB` and the *node_status* is `NDB_MGM_NODE_STATUS_STARTING`.
- *int dynamic_id*: The ID for heartbeats and master takeover.
Valid only for data (`ndbd`) nodes.
- *int node_group*: The node group to which the node belongs.
Valid only for data (`ndbd`) nodes.
- *int version*: Internal version number.
- *int connect_count*: The number of times this node has connected to or disconnected from the management server.

- `char connect_address[]`: The IP address of this node as seen by the other nodes in the cluster.
- `int mysql_version`: The MySQL version number, expressed as an integer (for example: 80200). Applies only to SQL nodes.
- `int is_single_user`: The node ID of the API or SQL node having exclusive access when the cluster is in single user mode. Does not otherwise apply. Added in NDB 8.0.

The `ndb_mgm_node_state2` Structure

Description Provides information on the status of a Cluster node.

Definition. This structure contains the following members:

- `int node_id`: The cluster node's node ID.
- `enum ndb_mgm_node_type node_type`: The node type.
See [The `ndb_mgm_node_type` Type](#), for permitted values.
- `enum ndb_mgm_node_status node_status`: The node's status.
See [The `ndb_mgm_node_status` Type](#), for permitted values.

- `int start_phase`: The start phase.

This is valid only if the `node_type` is `NDB_MGM_NODE_TYPE_NDB` and the `node_status` is `NDB_MGM_NODE_STATUS_STARTING`.

- `int dynamic_id`: The ID for heartbeats and master takeover.
Valid only for data (`ndbd`) nodes.
- `int node_group`: The node group to which the node belongs.
Valid only for data (`ndbd`) nodes.
- `int version`: Internal version number.
- `int connect_count`: The number of times this node has connected to or disconnected from the management server.
- `int mysql_version`: The MySQL version number, expressed as an integer (for example: 80200). Applies only to SQL nodes.
- `int is_single_user`: The node ID of the API or SQL node having exclusive access when the cluster is in single user mode. Does not otherwise apply.
- `char connect_address[]`: The IP address of this node as seen by the other nodes in the cluster.

The `ndb_mgm_cluster_state` Structure

Description Provides information on the status of all Cluster nodes. This structure is returned by `ndb_mgm_get_status()`.

Definition. This structure has the following two members:

- `int no_of_nodes`: The number of elements in the `node_states` array.
- `struct ndb_mgm_node_state node_states[]`: An array containing the states of the nodes.

Each element of this array is an `ndb_mgm_node_state` structure.

See `ndb_mgm_get_status()`.

The `ndb_mgm_cluster_state2` Structure

Description Provides information on the status of all Cluster nodes. This structure is returned by `ndb_mgm_get_status3()`, and was added in NDB 8.0.

Definition. This structure has the following two members:

- `int no_of_nodes`: The number of elements in the `node_states` array.
- `struct ndb_mgm_node_state2 node_states[]`: An array containing the states of the nodes. Each element of this array is an `ndb_mgm_node_state2` structure.

See `ndb_mgm_get_status3()`.

The `ndb_mgm_reply` Structure

Description Contains response information, consisting of a response code and a corresponding message, from the management server.

Definition. This structure contains two members, as shown here:

- `int return_code`: For a successful operation, this value is 0; otherwise, it contains an error code. For error codes, see [The `ndb_mgm_error` Type](#).
- `char message[256]`: contains the text of the response or error message.

See `ndb_mgm_get_latest_error()`, and `ndb_mgm_get_latest_error_msg()`.

3.5 MGM API Errors

This section provides information about each of the six types `MGM` errors, with the listings that follow ordered by type.

- [Request Errors](#)
- [Node ID Allocation Errors](#)
- [Service Errors](#)
- [Backup Errors](#)
- [Single User Mode Errors](#)
- [Configuration Errors](#)
- [General Usage Errors](#)

Request Errors

These are errors generated by failures to connect to a management server.

Table 3.8 Request errors generated by management server connection failures.

Value	Description
<code>NDB_MGM_ILLEGAL_CONNECT_STRING</code>	Invalid connection string
<code>NDB_MGM_ILLEGAL_SERVER_HANDLE</code>	Invalid management server handle
<code>NDB_MGM_ILLEGAL_SERVER_REPLY</code>	Invalid response from management server
<code>NDB_MGM_ILLEGAL_NUMBER_OF_NODES</code>	Invalid number of nodes

Value	Description
NDB_MGM_ILLEGAL_NODE_STATUS	Invalid node status
NDB_MGM_OUT_OF_MEMORY	Memory allocation error
NDB_MGM_SERVER_NOT_CONNECTED	Management server not connected
NDB_MGM_COULD_NOT_CONNECT_TO_SOCKET	Not able to connect to socket
NDB_MGM_BIND_ADDRESS	Unable to bind local address...
NDB_MGM_ILLEGAL_BIND_ADDRESS	Illegal bind address

Node ID Allocation Errors

These errors result from a failure to assign a node ID to a cluster node.

Table 3.9 Node ID allocation errors resulting from failure to assign a node ID

Value	Description
NDB_MGM_ALLOCID_ERROR	Generic error; may be possible to retry and recover
NDB_MGM_ALLOCID_CONFIG_MISMATCH	Non-recoverable generic error
NDB_MGM_ALLOCID_CONFIG_RETRY	Mgmd failed to match hostname, but AllowUnresolvedHostnames=true. Connecting node should retry. (See AllowUnresolvedHostnames.)

Service Errors

These errors result from the failure of a node or cluster to start, shut down, or restart.

Table 3.10 Service errors resulting from failure of a node or cluster to start, shut down, or restart

Value	Description
NDB_MGM_START_FAILED	Startup failure
NDB_MGM_STOP_FAILED	Shutdown failure
NDB_MGM_RESTART_FAILED	Restart failure

Backup Errors

These are errors which result from problems with initiating or aborting backups.

Table 3.11 Backup errors resulting from problems initiating or aborting backups.

Value	Description
NDB_MGM_COULD_NOT_START_BACKUP	Unable to initiate backup
NDB_MGM_COULD_NOT_ABORT_BACKUP	Unable to abort backup

Single User Mode Errors

These errors result from failures to enter or exit single user mode.

Table 3.12 Single user mode errors resulting from failure to enter or exit single user mode.

Value	Description
NDB_MGM_COULD_NOT_ENTER_SINGLE_USER_MODE	Unable to enter single-user mode
NDB_MGM_COULD_NOT_EXIT_SINGLE_USER_MODE	Unable to exit single-user mode

Configuration Errors

These errors result when the management server is unable to obtain configuration data, or is unable to perform a configuration change.

Table 3.13 Configuration errors resulting from failure to get or change configuration.

Value	Description
<code>NDB_MGM_CONFIG_CHANGE_FAILED</code>	Failed to complete configuration change
<code>NDB_MGM_GET_CONFIG_FAILED</code>	Failed to get configuration

General Usage Errors

This is a general error type for errors which are otherwise not classifiable. There is one general usage error.

Table 3.14 General usage errors, otherwise not classified.

Value	Description
<code>NDB_MGM_USAGE_ERROR</code>	General usage error

3.6 MGM API Examples

This section provides MGM API coding examples.

3.6.1 Basic MGM API Event Logging Example

This example shows the basics of handling event logging using the MGM API.

The source code for this program may be found in the NDB Cluster source tree, in the file `storage/ndb/ndbapi-examples/mgmapi_logevent/main.cpp`.

```
#include <mysql.h>
#include <ndbapi/NdbApi.hpp>
#include <mgmapi.h>
#include <stdio.h>
#include <stdlib.h>

/*
 * export LD_LIBRARY_PATH=../../../../libmysql_r/.libs:../../../../src/.libs
 */

#define MGMEERROR(h) \
{ \
    fprintf(stderr, "code: %d msg: %s\n", \
            ndb_mgm_get_latest_error(h), \
            ndb_mgm_get_latest_error_msg(h)); \
    exit(-1); \
}

#define LOGEVENTERROR(h) \
{ \
    fprintf(stderr, "code: %d msg: %s\n", \
            ndb_logevent_get_latest_error(h), \
            ndb_logevent_get_latest_error_msg(h)); \
    exit(-1); \
}

#define make_uint64(a,b) (((Uint64)(a)) + (((Uint64)(b)) << 32))

int main(int argc, char** argv)
{
    NdbMgmHandle h;
    NdbLogEventHandle le;
    int filter[] = { 15, NDB_MGM_EVENT_CATEGORY_BACKUP,
```

```

    15, NDB_MGM_EVENT_CATEGORY_CONNECTION,
    15, NDB_MGM_EVENT_CATEGORY_NODE_RESTART,
    15, NDB_MGM_EVENT_CATEGORY_STARTUP,
    15, NDB_MGM_EVENT_CATEGORY_ERROR,
    0 };
struct ndb_logevent event;

if (argc < 2)
{
    printf("Arguments are <connect_string cluster> [<iterations>].\n");
    exit(-1);
}
const char *connectstring = argv[1];
int iterations = -1;
if (argc > 2)
    iterations = atoi(argv[2]);
ndb_init();

h= ndb_mgm_create_handle();
if ( h == 0)
{
    printf("Unable to create handle\n");
    exit(-1);
}
if (ndb_mgm_set_connectstring(h, connectstring) == -1)
{
    printf("Unable to set connection string\n");
    exit(-1);
}
if (ndb_mgm_connect(h,0,0,0) MGMERROR(h);

le= ndb_mgm_create_logevent_handle(h, filter);
if ( le == 0 ) MGMERROR(h);

while (iterations-- != 0)
{
    int timeout= 1000;
    int r= ndb_logevent_get_next(le,&event,timeout);
    if (r == 0)
        printf("No event within %d milliseconds\n", timeout);
    else if (r < 0)
        LOGEVENTERROR(le)
    else
    {
        switch (event.type) {
            case NDB_LE_BackupStarted:
                printf("Node %d: BackupStarted\n", event.source_nodeid);
                printf(" Starting node ID: %d\n", event.BackupStarted.starting_node);
                printf(" Backup ID: %d\n", event.BackupStarted.backup_id);
                break;
            case NDB_LE_BackupStatus:
                printf("Node %d: BackupStatus\n", event.source_nodeid);
                printf(" Starting node ID: %d\n", event.BackupStarted.starting_node);
                printf(" Backup ID: %d\n", event.BackupStarted.backup_id);
                printf(" Data written: %llu bytes (%llu records)\n",
                    make_uint64(event.BackupStatus.n_bytes_lo,
                                event.BackupStatus.n_bytes_hi),
                    make_uint64(event.BackupStatus.n_records_lo,
                                event.BackupStatus.n_records_hi));
                printf(" Log written: %llu bytes (%llu records)\n",
                    make_uint64(event.BackupStatus.n_log_bytes_lo,
                                event.BackupStatus.n_log_bytes_hi),
                    make_uint64(event.BackupStatus.n_log_records_lo,
                                event.BackupStatus.n_log_records_hi));
                break;
            case NDB_LE_BackupCompleted:
                printf("Node %d: BackupCompleted\n", event.source_nodeid);
                printf(" Backup ID: %d\n", event.BackupStarted.backup_id);
                printf(" Data written: %llu bytes (%llu records)\n",
                    make_uint64(event.BackupCompleted.n_bytes,
                                event.BackupCompleted.n_bytes_hi),
                    make_uint64(event.BackupCompleted.n_records,
                                event.BackupCompleted.n_records));
                break;
        }
    }
}

```

```

        event.BackupCompleted.n_records_hi));
printf("  Log written: %llu bytes (%llu records)\n",
       make_uint64(event.BackupCompleted.n_log_bytes,
                  event.BackupCompleted.n_log_bytes_hi),
       make_uint64(event.BackupCompleted.n_log_records,
                  event.BackupCompleted.n_log_records_hi));
break;
    case NDB_LE_BackupAborted:
printf("Node %d: BackupAborted\n", event.source_nodeid);
break;
    case NDB_LE_BackupFailedToStart:
printf("Node %d: BackupFailedToStart\n", event.source_nodeid);
break;

    case NDB_LE_NodeFailCompleted:
printf("Node %d: NodeFailCompleted\n", event.source_nodeid);
break;
    case NDB_LE_ArbitResult:
printf("Node %d: ArbitResult\n", event.source_nodeid);
printf("  code %d, arbit_node %d\n",
       event.ArbitResult.code & 0xffff,
       event.ArbitResult.arbit_node);
break;
    case NDB_LE_DeadDueToHeartbeat:
printf("Node %d: DeadDueToHeartbeat\n", event.source_nodeid);
printf("  node %d\n", event.DeadDueToHeartbeat.node);
break;

    case NDB_LE_Connected:
printf("Node %d: Connected\n", event.source_nodeid);
printf("  node %d\n", event.Connected.node);
break;
    case NDB_LE_Disconnected:
printf("Node %d: Disconnected\n", event.source_nodeid);
printf("  node %d\n", event.Disconnected.node);
break;
    case NDB_LE_NDBStartCompleted:
printf("Node %d: StartCompleted\n", event.source_nodeid);
printf("  version %d.%d.%d\n",
       event.NDBStartCompleted.version >> 16 & 0xff,
       event.NDBStartCompleted.version >> 8 & 0xff,
       event.NDBStartCompleted.version >> 0 & 0xff);
break;
    case NDB_LE_ArbitState:
printf("Node %d: ArbitState\n", event.source_nodeid);
printf("  code %d, arbit_node %d\n",
       event.ArbitState.code & 0xffff,
       event.ArbitResult.arbit_node);
break;

    default:
break;
  }
}

ndb_mgm_destroy_logevent_handle(&le);
ndb_mgm_destroy_handle(&h);
ndb_end(0);
return 0;
}

```

3.6.2 MGM API Event Handling with Multiple Clusters

This example shown in this section illustrates the handling of log events using the MGM API on multiple clusters in a single application.

The source code for this program may be found in the NDB Cluster source tree, in the file [storage/ndb/ndbapi-examples/mgmapi_logevent2/main.cpp](#).

**Note**

This file was previously named `mgmapi_logevent2.cpp`.

```
#include <mysql.h>
#include <ndbapi/NdbApi.hpp>
#include <mgmapi.h>
#include <stdio.h>
#include <stdlib.h>

/*
 * export LD_LIBRARY_PATH=../../../../libmysql_r/.libs:../../../../ndb/src/.libs
 */

#define MGMERROR(h) \
{ \
    fprintf(stderr, "code: %d msg: %s\n", \
            ndb_mgm_get_latest_error(h), \
            ndb_mgm_get_latest_error_msg(h)); \
    exit(-1); \
}

#define LOGEVENTERROR(h) \
{ \
    fprintf(stderr, "code: %d msg: %s\n", \
            ndb_logevent_get_latest_error(h), \
            ndb_logevent_get_latest_error_msg(h)); \
    exit(-1); \
}

int main(int argc, char** argv)
{
    NdbMgmHandle h1,h2;
    NdbLogEventHandle le1,le2;
    int filter[] = { 15, NDB_MGM_EVENT_CATEGORY_BACKUP,
                    15, NDB_MGM_EVENT_CATEGORY_CONNECTION,
                    15, NDB_MGM_EVENT_CATEGORY_NODE_RESTART,
                    15, NDB_MGM_EVENT_CATEGORY_STARTUP,
                    15, NDB_MGM_EVENT_CATEGORY_ERROR,
                    0 };
    struct ndb_logevent event1, event2;

    if (argc < 3)
    {
        printf("Arguments are <connect_string cluster 1>",
              "<connect_string cluster 2> [<iterations>].\n");
        exit(-1);
    }
    const char *connectstring1 = argv[1];
    const char *connectstring2 = argv[2];
    int iterations = -1;
    if (argc > 3)
        iterations = atoi(argv[3]);
    ndb_init();

    h1= ndb_mgm_create_handle();
    h2= ndb_mgm_create_handle();
    if ( h1 == 0 || h2 == 0 )
    {
        printf("Unable to create handle\n");
        exit(-1);
    }
    if (ndb_mgm_set_connectstring(h1, connectstring1) == -1 ||
        ndb_mgm_set_connectstring(h2, connectstring1))
    {
        printf("Unable to set connection string\n");
        exit(-1);
    }
    if (ndb_mgm_connect(h1,0,0,0)) MGMERROR(h1);
    if (ndb_mgm_connect(h2,0,0,0)) MGMERROR(h2);
}
```

```

if ((le1= ndb_mgm_create_logevent_handle(h1, filter)) == 0) MGMERROR(h1);
if ((le2= ndb_mgm_create_logevent_handle(h1, filter)) == 0) MGMERROR(h2);

while (iterations-- != 0)
{
    int timeout= 1000;
    int r1= ndb_logevent_get_next(le1,&event1,timeout);
    if (r1 == 0)
        printf("No event within %d milliseconds\n", timeout);
    else if (r1 < 0)
        LOGEVENTERROR(le1)
    else
    {
        switch (event1.type) {
            case NDB_LE_BackupStarted:
                printf("Node %d: BackupStarted\n", event1.source_nodeid);
                printf(" Starting node ID: %d\n", event1.BackupStarted.starting_node);
                printf(" Backup ID: %d\n", event1.BackupStarted.backup_id);
                break;
            case NDB_LE_BackupCompleted:
                printf("Node %d: BackupCompleted\n", event1.source_nodeid);
                printf(" Backup ID: %d\n", event1.BackupStarted.backup_id);
                break;
            case NDB_LE_BackupAborted:
                printf("Node %d: BackupAborted\n", event1.source_nodeid);
                break;
            case NDB_LE_BackupFailedToStart:
                printf("Node %d: BackupFailedToStart\n", event1.source_nodeid);
                break;

            case NDB_LE_NodeFailCompleted:
                printf("Node %d: NodeFailCompleted\n", event1.source_nodeid);
                break;
            case NDB_LE_ArbitResult:
                printf("Node %d: ArbitResult\n", event1.source_nodeid);
                printf(" code %d, arbit_node %d\n",
                    event1.ArbitResult.code & 0xffff,
                    event1.ArbitResult.arbit_node);
                break;
            case NDB_LE_DeadDueToHeartbeat:
                printf("Node %d: DeadDueToHeartbeat\n", event1.source_nodeid);
                printf(" node %d\n", event1.DeadDueToHeartbeat.node);
                break;

            case NDB_LE_Connected:
                printf("Node %d: Connected\n", event1.source_nodeid);
                printf(" node %d\n", event1.Connected.node);
                break;
            case NDB_LE_Disconnected:
                printf("Node %d: Disconnected\n", event1.source_nodeid);
                printf(" node %d\n", event1.Disconnected.node);
                break;
            case NDB_LE_NDBStartCompleted:
                printf("Node %d: StartCompleted\n", event1.source_nodeid);
                printf(" version %d.%d.%d\n",
                    event1.NDBStartCompleted.version >> 16 & 0xff,
                    event1.NDBStartCompleted.version >> 8 & 0xff,
                    event1.NDBStartCompleted.version >> 0 & 0xff);
                break;
            case NDB_LE_ArbitState:
                printf("Node %d: ArbitState\n", event1.source_nodeid);
                printf(" code %d, arbit_node %d\n",
                    event1.ArbitState.code & 0xffff,
                    event1.ArbitResult.arbit_node);
                break;

            default:
                break;
        }
    }

    int r2= ndb_logevent_get_next(le1,&event2,timeout);

```

```

if (r2 == 0)
    printf("No event within %d milliseconds\n", timeout);
else if (r2 < 0)
    LOGEVENTERROR(1e2)
else
    {
        switch (event2.type) {
            case NDB_LE_BackupStarted:
                printf("Node %d: BackupStarted\n", event2.source_nodeid);
                printf(" Starting node ID: %d\n", event2.BackupStarted.starting_node);
                printf(" Backup ID: %d\n", event2.BackupStarted.backup_id);
                break;
            case NDB_LE_BackupCompleted:
                printf("Node %d: BackupCompleted\n", event2.source_nodeid);
                printf(" Backup ID: %d\n", event2.BackupStarted.backup_id);
                break;
            case NDB_LE_BackupAborted:
                printf("Node %d: BackupAborted\n", event2.source_nodeid);
                break;
            case NDB_LE_BackupFailedToStart:
                printf("Node %d: BackupFailedToStart\n", event2.source_nodeid);
                break;

            case NDB_LE_NodeFailCompleted:
                printf("Node %d: NodeFailCompleted\n", event2.source_nodeid);
                break;
            case NDB_LE_ArbitResult:
                printf("Node %d: ArbitResult\n", event2.source_nodeid);
                printf(" code %d, arbit_node %d\n",
                    event2.ArbitResult.code & 0xffff,
                    event2.ArbitResult.arbit_node);
                break;
            case NDB_LE_DeadDueToHeartbeat:
                printf("Node %d: DeadDueToHeartbeat\n", event2.source_nodeid);
                printf(" node %d\n", event2.DeadDueToHeartbeat.node);
                break;

            case NDB_LE_Connected:
                printf("Node %d: Connected\n", event2.source_nodeid);
                printf(" node %d\n", event2.Connected.node);
                break;
            case NDB_LE_Disconnected:
                printf("Node %d: Disconnected\n", event2.source_nodeid);
                printf(" node %d\n", event2.Disconnected.node);
                break;
            case NDB_LE_NDBStartCompleted:
                printf("Node %d: StartCompleted\n", event2.source_nodeid);
                printf(" version %d.%d.%d\n",
                    event2.NDBStartCompleted.version >> 16 & 0xff,
                    event2.NDBStartCompleted.version >> 8 & 0xff,
                    event2.NDBStartCompleted.version >> 0 & 0xff);
                break;
            case NDB_LE_ArbitState:
                printf("Node %d: ArbitState\n", event2.source_nodeid);
                printf(" code %d, arbit_node %d\n",
                    event2.ArbitState.code & 0xffff,
                    event2.ArbitResult.arbit_node);
                break;

            default:
                break;
        }
    }

    ndb_mgm_destroy_logevent_handle(&le1);
    ndb_mgm_destroy_logevent_handle(&le2);
    ndb_mgm_destroy_handle(&h1);
    ndb_mgm_destroy_handle(&h2);
    ndb_end(0);
    return 0;
}

```

Chapter 4 MySQL NDB Cluster Connector for Java

Table of Contents

4.1 MySQL NDB Cluster Connector for Java: Overview	661
4.1.1 MySQL NDB Cluster Connector for Java Architecture	661
4.1.2 Java and NDB Cluster	661
4.1.3 The ClusterJ API and Data Object Model	662
4.2 Using MySQL NDB Cluster Connector for Java	664
4.2.1 Getting, Installing, and Setting Up MySQL NDB Cluster Connector for Java	664
4.2.2 Using ClusterJ	667
4.2.3 Using Connector/J with NDB Cluster	675
4.3 ClusterJ API Reference	675
4.3.1 com.mysql.clusterj	675
4.3.2 com.mysql.clusterj.annotation	721
4.3.3 com.mysql.clusterj.query	728
4.3.4 Constant field values	734
4.4 MySQL NDB Cluster Connector for Java: Limitations and Known Issues	735

This chapter discusses using NDB Cluster with MySQL NDB Cluster Connector for Java, also known as ClusterJ.

ClusterJ is a high level database API that is similar in style and concept to object-relational mapping persistence frameworks such as Hibernate and JPA. Because ClusterJ does not use the MySQL Server to access data in NDB Cluster, it can perform some operations much more quickly than can be done using JDBC. ClusterJ supports primary key and unique key operations and single-table queries; it does not support multi-table operations, including joins.

4.1 MySQL NDB Cluster Connector for Java: Overview

This section provides a conceptual and architectural overview of the APIs available using the MySQL NDB Cluster Connector for Java.

4.1.1 MySQL NDB Cluster Connector for Java Architecture

MySQL NDB Cluster Connector for Java, also known as ClusterJ, is a Java API for writing applications against NDB Cluster. It is one among different access paths and styles of access to NDB Cluster data. [Section 4.1.2, “Java and NDB Cluster”](#), describes each of those APIs in more detail.

MySQL NDB Cluster Connector for Java is included with all NDB Cluster source and binary releases. Building MySQL NDB Cluster Connector for Java from source can be done as part of building NDB Cluster; however, it can also be built with [Maven](#).

4.1.2 Java and NDB Cluster

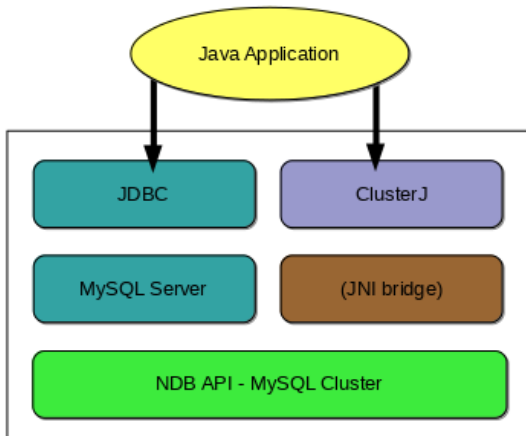
A [NDB Cluster](#) is defined as one or more MySQL Servers providing access to an [NDBCLUSTER](#) storage engine—that is, to a set of NDB Cluster data nodes ([ndbd](#) processes). There are three main access paths from Java to [NDBCLUSTER](#), listed here:

- **JDBC and `mysqld`.** [JDBC](#) works by sending SQL statements to the MySQL Server and returning result sets. When using JDBC, you must write the SQL, manage the connection, and copy any data from the result set that you want to use in your program as objects. The JDBC implementation most often used with the MySQL Server is [MySQL Connector/J](#).

- **Java Persistence API (JPA) and JDBC.** [JPA](#) uses JDBC to connect to the MySQL Server. Unlike JDBC, JPA provides an object view of the data in the database.
- **ClusterJ.** [ClusterJ](#) uses a JNI bridge to the [NDB API](#) for direct access to [NDBCLUSTER](#). It employs a style of data access that is based on a domain object model, similar in many ways to that employed by JPA. ClusterJ does not depend on the MySQL Server for data access.

These paths are shown in the following API stack diagram:

Figure 4.1 Java Access Paths To NDB



JDBC and mysqld. Connector/J provides standard access through the MySQL JDBC driver. Using Connector/J, JDBC applications can be written to work with a MySQL server acting as an NDB Cluster SQL node in much the same way that other Connector/J applications work with any other MySQL Server instance.

For more information, see [Section 4.2.3, “Using Connector/J with NDB Cluster”](#).

ClusterJ. ClusterJ is a native Java Connector for [NDBCLUSTER](#) (or [NDB](#)), the storage engine for NDB Cluster, in the style of [Hibernate](#), [JPA](#), and [JDO](#). Like other persistence frameworks, ClusterJ uses the [Data Mapper pattern](#), in which data is represented as domain objects, separate from business logic, mapping Java classes to database tables stored in the [NDBCLUSTER](#) storage engine.



Note

The [NDBCLUSTER](#) storage engine is often referred to (in MySQL documentation and elsewhere) simply as [NDB](#). The terms [NDB](#) and [NDBCLUSTER](#) are synonymous, and you can use either [ENGINE=NDB](#) or [ENGINE=NDBCLUSTER](#) in a [CREATE TABLE](#) statement to create a clustered table.

ClusterJ does not need to connect to a [mysqld](#) process, having direct access to [NDBCLUSTER](#) using a JNI bridge that is included in the dynamic library [libnbdclient](#). However, unlike JDBC, ClusterJ does not support table creation and other data definition operations; these must be performed by some other means, such as JDBC or the [mysql](#) client. Also, ClusterJ is limited to queries on single tables, and does not support relations or inheritance; you should use another kind of access paths if you need support for those features in your applications.

4.1.3 The ClusterJ API and Data Object Model

This section discusses the ClusterJ API and the object model used to represent the data handled by the application.

Application Programming Interface. The ClusterJ API depends on 4 main interfaces: [Session](#), [SessionFactory](#), [Transaction](#), and [QueryBuilder](#).

Session interface. All access to NDB Cluster data is done in the context of a session. The [Session](#) interface represents a user's or application's individual connection to an NDB Cluster. It contains methods for the following operations:

- Finding persistent instances by primary key
- Creating, updating, and deleting persistent instances
- Getting a query builder (see [com.mysql.clusterj.query.QueryBuilder](#))
- Getting the current transaction (see [com.mysql.clusterj.Transaction](#)).

SessionFactory interface. Sessions are obtained from a [SessionFactory](#), of which there is typically a single instance for each NDB Cluster that you want to access from the Java VM. [SessionFactory](#) stores configuration information about the cluster, such as the hostname and port number of the NDB Cluster management server. It also stores parameters regarding how to connect to the cluster, including connection delays and timeouts. For more information about [SessionFactory](#) and its use in a ClusterJ application, see [Getting the SessionFactory and getting a Session](#).

Transaction interface. Transactions are not managed by the [Session](#) interface; like other modern application frameworks, ClusterJ separates transaction management from other persistence methods. Transaction demarcation might be done automatically by a container or in a web server servlet filter. Removing transaction completion methods from [Session](#) facilitates this separation of concerns.

The [Transaction](#) interface supports the standard begin, commit, and rollback behaviors required by a transactional database. In addition, it enables the user to mark a transaction as being rollback-only, which makes it possible for a component that is not responsible for completing a transaction to indicate that—due to an application or database error—the transaction must not be permitted to complete normally.

QueryBuilder interface. The [QueryBuilder](#) interface makes it possible to construct criteria queries dynamically, using domain object model properties as query modeling elements. Comparisons between parameters and database column values can be specified, including equal, greater and less than, between, and in operations. These comparisons can be combined using methods corresponding to the Boolean operators AND, OR, and NOT. Comparison of values to [NULL](#) is also supported.

Data model. ClusterJ provides access to data in NDB Cluster using domain objects, similar in many ways to the way that JPA models data.

In ClusterJ, the domain object mapping has the following characteristics:

- All tables map to persistent interfaces. For every [NDB](#) table in the cluster, ClusterJ uses one or more interfaces. In many cases, a single interface is used; but for cases where different columns are needed by different parts of the application, multiple interfaces can be mapped to the same table.

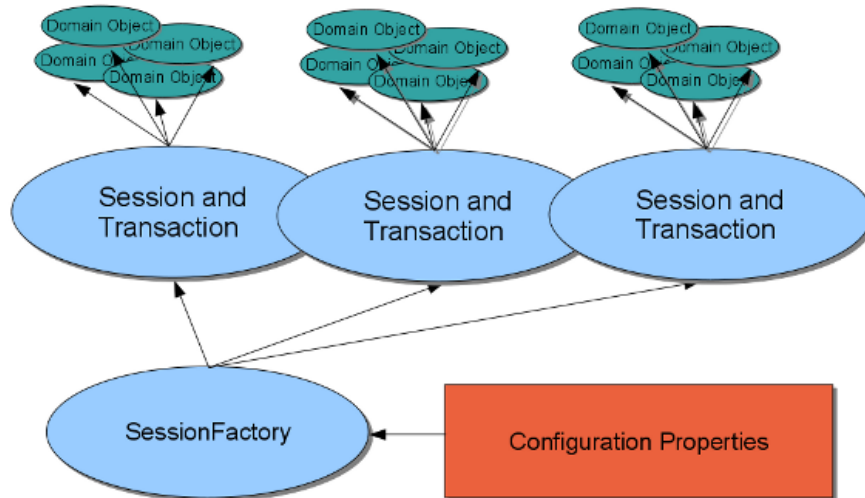
However, the classes themselves are not persistent.

- Users map a subset of columns to persistent properties in interfaces. Thus, all properties map to columns; however, not all columns necessarily map to properties.

All ClusterJ property names default to column names. The interface provides getter and setter methods for each property, with predictable corresponding method names.

- Annotations on interfaces define mappings.

The user view of the application environment and domain objects is illustrated in the following diagram, which shows the logical relationships among the modeling elements of the ClusterJ interfaces:

Figure 4.2 ClusterJ User View Of Application And Environment

The `SessionFactory` is configured by a properties object that might have been loaded from a file or constructed dynamically by the application using some other means (see [Section 4.2.2.1, "Executing ClusterJ Applications and Sessions"](#)).

The application obtains `Session` instances from the `SessionFactory`, with at most one thread working with a `Session` at a time. A thread can manage multiple `Session` instances if there is some application requirement for multiple connections to the database.

Each session has its own collection of domain objects, each of which represents the data from one row in the database. The domain objects can represent data in any of the following states:

- New; not yet stored in the database
- Retrieved from the database; available to the application
- Updated; to be stored back in the database
- To be deleted from the database

4.2 Using MySQL NDB Cluster Connector for Java

This section provides basic information about building and running Java applications using MySQL NDB Cluster Connector for Java (ClusterJ).

4.2.1 Getting, Installing, and Setting Up MySQL NDB Cluster Connector for Java

This section discusses how to obtain ClusterJ sources and binaries, and how to compile, install, and get started with ClusterJ.

Obtaining and Installing MySQL NDB Cluster Connector for Java. You can obtain the most recent NDB Cluster release, which includes ClusterJ, from downloads.mysql.com. The installation instructions given in [NDB Cluster Installation](#) also install ClusterJ.

Building and installing MySQL NDB Cluster Connector for Java from source. You can build and install ClusterJ as part of [building and installing NDB Cluster](#), which always requires you to configure the build using the CMake option `WITH_NDBCLUSTER_STORAGE_ENGINE` (or its alias `WITH_NDBCLUSTER`).

A typical CMake command for configuring a build for NDB Cluster that supports ClusterJ might look like this:

```
cmake .. -DWITH_NDBCLUSTER=ON
```

The `WITH_NDB_JAVA` option is enabled by default, which means ClusterJ is built together with NDB Cluster by the above command. However, if CMake cannot find the location of Java on your system, the configuration process is going to fail; use the `WITH_CLASSPATH` option to provide the Java classpath if needed. For information about other CMake options that can be used, see [option_cmake_with_ndbcluster](#).

After configuring the build with CMake, run `make` and `make install` as you normally would to compile and install the NDB Cluster software.

MySQL NDB Cluster Connector for Java jar files. Following the installation, these ClusterJ jar files can be found in the folder `share/java` under the MySQL installation directory (which is `/usr/local/mysql` by default for Linux platforms):

- `clusterj-api-version.jar`: This is the compile-time jar file, required for compiling ClusterJ application code.
- `clusterj-version.jar`: This is the runtime library required for executing ClusterJ applications.
- `clusterj-test-version.jar`: This is the ClusterJ test suite, required for testing your ClusterJ installation.

Building ClusterJ with Maven

The source files for ClusterJ are configured as Maven projects, allowing easy compilation and installation using Maven. Assuming you have obtained the NDB Cluster source and already compiled and installed NDB Cluster and ClusterJ following the instructions given above, these are the steps to take:

1. Add the file path for the folder that contains the NDB client library (`libndbclient.so`) as a property named `ndbclient.lib` to your local Maven `settings.xml` file (found in the local Maven repository, which is usually `/home/username/.m2` for Linux platforms). The client library is to be found under the `lib` folder in the NDB Cluster's installation folder. If `settings.xml` does not exist in your local Maven repository, create one. This is how a simple `settings.xml` file containing the `ndbclient.lib` property looks like:

```
<settings xmlns="http://maven.apache.org/SETTINGS/1.0.0"
  xmlns:xsi="http://www.w3.org/2001/XMLSchema-instance"
  xsi:schemaLocation="http://maven.apache.org/SETTINGS/1.0.0
    http://maven.apache.org/xsd/settings-1.0.0.xsd">
  <profiles>
    <profile>
      <id>jni-library</id>
      <activation>
        <activeByDefault>>true</activeByDefault>
      </activation>
      <properties>
        <ndbclient.lib>/NDB_Cluster_installation_directory/lib/</ndbclient.lib>
      </properties>
    </profile>
  </profiles>
</settings>
```

2. Go to the build directory you created when compiling NDB Cluster (which is `bld` in the sample steps in [Build the Distribution](#)), and then to the `storage/ndb/clusterj` folder under it. Run the `mvn_install_ndbjtie.sh` script in the folder:

```
./mvn_install_ndbjtie.sh
```

It installs `ndbjtie.jar`, which provides the JNI layer for ClusterJ and is required for building ClusterJ.

3. Install ClusterJ with Maven by running `mvn install` in the `storage/ndb/clusterj` directory:

```
mvn install
```

This causes ClusterJ to be built, with the resulting `.jar` files installed in the local Maven repository.



Note

You can skip the tests that takes place towards the end of the installation process by adding the option `skipTests` to the command:

```
mvn install -DskipTests
```

This prevents your installation from failing because you have not yet set up the testing environment.

Building ClusterJ with Maven in IDEs


Because the source files for ClusterJ are configured as Maven projects, you can easily import them into your favorite Maven-enabled IDEs, customize them, and rebuild them as needed by following these steps:

1. Make sure that your IDE's support for Maven is enabled. You might need to install a Maven plugin for the purpose.
2. Follow step 1 and 2 in [Building ClusterJ with Maven](#), which make the ClusterJ source ready to be used with Maven.
3. Import ClusterJ as a Maven project. This is how to do it in some popular IDEs :

In NetBeans:

- In the main menu, choose **File > Open Project**. The **Open Project** dialogue box appears
- In the **Open Project** dialogue box, browse to the `storage/ndb` folder under the build directory (see step 2 in [Building ClusterJ with Maven](#)); select the `clusterj` folder, which has the



Maven icon () beside it, and click **Open Project**. The `ClusterJ Aggregate` project is imported, with `ClusterJ API`, `ClusterJ Core`, `ClusterJ Test Suite`, `ClusterJ Tie`, and `ClusterJ Unit Test Framework` imported as subprojects under **Modules**.

- Work with the ClusterJ projects like you would with any other Maven projects in NetBeans. Any changes to the source code go into the source tree from which you compiled NDB Cluster to create the build directory.

In Eclipse:

- In the main menu, choose **File > Import**. The **Import** dialogue box appears
- In the **Import** dialogue box, select **Maven > Existing Maven Projects** for import wizard and click **Next**. The **Import Maven Projects** dialogue box appears.
- In the **Import Maven Projects** dialogue box, browse to the `storage/ndb` folder under the build directory (see step 2 in [Building ClusterJ with Maven](#)); select the `clusterj` folder and click **Select Folder**. The `clusterj-aggregate` project, as well as its subprojects `clusterj-api`, `clusterj-core`, `clusterj-test`, `clusterj-tie` and `clusterj-unit`, appear in the **Maven Projects** dialogue box. Click **Select All** and then **Finish**. All the ClusterJ projects are imported.
- Work with the ClusterJ projects like you would with any other Maven projects in Eclipse.

4.2.2 Using ClusterJ

This section provides basic information for writing, compiling, and executing applications that use ClusterJ. For the API documentation for ClusterJ, see [Section 4.3, “ClusterJ API Reference”](#).

Requirements. ClusterJ requires Java 1.7 or 1.8. *NDB Cluster must be compiled with ClusterJ support*; NDB Cluster binaries supplied by Oracle include ClusterJ support. If you are building NDB Cluster from source, see [Building and installing MySQL NDB Cluster Connector for Java from source](#), for information on configuring the build to enable ClusterJ support.

To compile applications that use ClusterJ, you either need to have the `clusterj-api` jar file in your classpath, or use a Maven dependency manager to install and configure the ClusterJ library in your project.

To run applications that use ClusterJ, you need the `clusterj` runtime jar file; in addition, `libndbclient` must be in the directory specified by `java.library.path`. [Section 4.2.2.1, “Executing ClusterJ Applications and Sessions”](#), provides more information about these requirements.

4.2.2.1 Executing ClusterJ Applications and Sessions

In this section, we discuss how to start ClusterJ applications and the ClusterJ application environment.

Executing a ClusterJ application. All of the ClusterJ jar files are normally found in `share/mysql/java/` in the MySQL installation directory. When executing a ClusterJ application, you must set the classpath to point to these files. In addition, you must set `java.library.path` variable to point to the directory containing the Cluster `ndbclient` library, normally found in `lib/mysql` (also in the MySQL installation directory). Thus you might execute a ClusterJ program `MyClusterJApp` in a manner similar to what is shown here:

```
$> java -classpath /usr/local/mysql/share/mysql/java/clusterj.jar \
-Djava.library.path=/usr/local/mysql/lib MyClusterJApp
```



Note

The precise locations of the ClusterJ jar files and of `libndbclient` depend on how the NDB Cluster software was installed. See [Installation Layouts](#), for more information.

ClusterJ encourages you to use different jar files at compile time and runtime. This is to remove the ability of applications to access implementation artifacts accidentally. ClusterJ is intended to be independent of the NDB Cluster software version, whereas the `ndbclient` layer is version-specific. This makes it possible to maintain a stable API, so that applications written against it using a given NDB Cluster version continue to run following an upgrade of the cluster to a new version.

Getting the `SessionFactory` and getting a `Session`. `SessionFactory` is the source of all ClusterJ sessions that use a given NDB Cluster. Usually, there is only a single `SessionFactory` per NDB Cluster, per Java Virtual Machine.

`SessionFactory` can be configured by setting one or more properties. The preferred way to do this is by putting these in a properties file, like this:

```
com.mysql.clusterj.connectstring=localhost:1186
com.mysql.clusterj.database=mydb
```

The name of the properties file is arbitrary; however, by convention, such files are named with a `.properties` extension. For ClusterJ applications, it is customary to name the file `clusterj.properties`.

After editing and saving the file, you can load its contents into an instance of `Properties`, as shown here:

```
File propsFile = new File("clusterj.properties");
InputStream inStream = new FileInputStream(propsFile);
Properties props = new Properties();
props.load(inStream);
```

It is also possible to set these properties directly, without the use of a properties file:

```
Properties props = new Properties();

props.put("com.mysql.clusterj.connectstring", "localhost:1186");
props.put("com.mysql.clusterj.database", "mydb");
```

Once the properties have been set and loaded (using either of the techniques just shown), you can obtain a `SessionFactory`, and then from that a `Session` instance. For this, you use the `SessionFactory`'s `getSession()` method, as shown here:

```
SessionFactory factory = ClusterJHelper.getSessionFactory(props);

Session session = factory.getSession();
```

It is usually sufficient to set and load the `com.mysql.clusterj.connectstring` and `com.mysql.clusterj.database` properties (and these properties, along with `com.mysql.clusterj.max.transactions`, cannot be changed after starting the `SessionFactory`). For a complete list of available `SessionFactory` properties and usual values, see `com.mysql.clusterj.Constants`.



Note

`Session` instances must not be shared among threads. Each thread in your application should use its own instance of `Session`.

For `com.mysql.clusterj.connectstring`, we use the default NDB Cluster connection string `localhost:1186` (see [NDB Cluster Connection Strings](#), for more information). For the value of `com.mysql.clusterj.database`, we use `mydb` in this example, but this value can be the name of any database containing NDB tables. For a listing of all `SessionFactory` properties that can be set in this manner, see `com.mysql.clusterj.Constants`.

Error Handling and Reconnection. Errors that occur while using ClusterJ should be handled by the application with a common error handler. The handler needs to be able to detect and distinguish among three types of errors, and handle them accordingly:

- *Normal errors*: These are errors at the application level (for example, those to deal with duplicate key, foreign key constraint, or timeout). They should be handled in application-specific ways, and, if resolved, the application can continue with the transaction.
- *Unexpected errors*: These are failures to work with the cluster that cannot be accounted for by the conditions of the application, but are nonfatal. The application should close the ClusterJ session and reopen a new one.
- *Connectivity errors*: These are errors like error 4009 and 4010, which indicate a network outage. There are two possible scenarios, depending on whether the automatic reconnection feature (available for NDB Cluster 7.5.7 and later) has been enabled:
 - *Automatic reconnection is enabled*: The feature is enabled when the connection property `com.mysql.clusterj.connection.reconnect.timeout` has been set to a positive number, which specifies a reconnection timeout in seconds.

When ClusterJ detects a disconnect with the NDB Cluster, it changes the `State` of the `SessionFactory` from `OPEN` to `RECONNECTING`; the `SessionFactory` then waits for the application to close all the sessions, and then attempts to reconnect the application to the NDB Cluster by closing all connections in the connection pool and recreating the pool using the original

pool properties. After reestablishing all the connections, the `State` of the `SessionFactory` becomes `OPEN` again, and the application can now obtain sessions.

The `SessionFactory.getState()` method returns the `State` of the `SessionFactory`, which is one of `OPEN`, `RECONNECTING`, or `CLOSED`. Trying to obtain a session when the `State` is not `OPEN` results in a `ClusterJUserException`, with the message `Session factory is not open`.

If the application does not close all sessions by the end of the timeout period specified with `com.mysql.clusterj.connection.reconnect.timeout`, the `SessionFactory` closes any open sessions forcibly (which might result in loss of resources), and then attempts reconnection.

- *Automatic reconnection is not enabled:* This is when the connection property `com.mysql.clusterj.connection.reconnect.timeout` has not been set, or it has been set to zero (this is also the case for older NDB Cluster releases that do not support the automatic reconnection feature).

ClusterJ does not attempt to reconnect to the NDB Cluster once the connection is lost. The application should close all sessions and then restart the `SessionFactory`. The restarting of the `SessionFactory` can be an automatic application function or a manual intervention. In either case, the code should wait until all sessions have been closed (that is, the public method `getConnectionPoolSessionCounts()` in the `SessionFactory` interface returns zeros for all pooled connections). Then the `SessionFactory` can be closed and reopened, and the application can obtain sessions again.

Instead of enabling the feature and waiting for ClusterJ to detect a disconnection and attempt a reconnection, you can also have the application itself initiate the reconnection process upon the detection of a connection error by calling the `SessionFactory.reconnect(int timeout)` method: that triggers the reconnection process described above, but uses the `timeout` argument of the `reconnect()` method as the time limit for having all open sessions closed.

Logging. ClusterJ uses [Java logging](#). Here are some default settings for the ClusterJ logging, which are specified in the `logging.properties` file and can be modified there:

- Logging level is set at `INFO` for all classes.
- Using `java.util.logging.FileHandler` as the handler.
- Default level for `java.util.logging.FileHandler` is set at `FINEST`
- Using `java.util.logging.SimpleFormatter` as the formatter for the handler.
- Log files are put inside the `target` directory under the current working directory, and file names are, generally, in the pattern of `logNum`, where `Num` is a unique number for resolving file name conflicts (see the Java documentation for `java.util.logging.FileHandler` for details).

The `logging.properties` file is located by default in the current working directory, but the location can be changed by specifying the system property `java.util.logging.config.file` when you start Java.

4.2.2.2 Creating tables

ClusterJ's main purpose is to read, write, and update row data in an existing database, rather than to perform DDL. You can create the `employee` table that matches this interface, using the following `CREATE TABLE` statement, in a MySQL client application such as `mysql`.

```
CREATE TABLE employee (
  id INT NOT NULL PRIMARY KEY,
  first VARCHAR(64) DEFAULT NULL,
  last VARCHAR(64) DEFAULT NULL,
  municipality VARCHAR(64) DEFAULT NULL,
```

```

started DATE DEFAULT NULL,
ended DATE DEFAULT NULL,
department INT NOT NULL DEFAULT 1,
UNIQUE KEY idx_u_hash (last,first USING HASH),
KEY idx_municipality (municipality)
) ENGINE=NDBCLUSTER;

```

Now that the table has been created in NDB Cluster, you can map a ClusterJ interface to it using annotations. We show you how to do this in the next section.

4.2.2.3 Annotations

In ClusterJ (as in JPA), annotations are used to describe how the interface is mapped to tables in a database. An annotated interface looks like this:

```

@PersistenceCapable(table="employee")
@Index(name="idx_uhash")
public interface Employee {

    @PrimaryKey
    int getId();
    void setId(int id);

    String getFirst();
    void setFirst(String first);
    String getLast();
    void setLast(String last);

    @Column(name="municipality")
    @Index(name="idx_municipality")
    String getCity();
    void setCity(String city);

    Date getStarted();
    void setStarted(Date date);

    Date getEnded();
    void setEnded(Date date);

    Integer getDepartment();
    void setDepartment(Integer department);
}

```

This interface maps seven columns: `id`, `first`, `last`, `municipality`, `started`, `ended`, and `department`. The annotation `@PersistenceCapable(table="employee")` is used to let ClusterJ know which database table to map the `Employee` to (in this case, the `employee` table). The `@Column` annotation is used because the `city` property name implied by the `getCity()` and `setCity()` methods is different from the mapped column name `municipality`. The annotations `@PrimaryKey` and `@Index` inform ClusterJ about indexes in the database table.

The implementation of this interface is created dynamically by ClusterJ at runtime. When the `newInstance()` method is called, ClusterJ creates an implementation class for the `Employee` interface; this class stores the values in an internal object array.

ClusterJ does not require an annotation for every attribute. ClusterJ automatically detects the primary keys of tables; while there is an annotation in ClusterJ to permit the user to describe the primary keys of a table (see previous example), when specified, it is currently ignored. (The intended use of this annotation is for the generation of schemas from the domain object model interfaces, but this is not yet supported.)

The annotations themselves must be imported from the ClusterJ API. They can be found in package `com.mysql.clusterj.annotation`, and can be imported like this:

```

import com.mysql.clusterj.annotation.Column;
import com.mysql.clusterj.annotation.Index;
import com.mysql.clusterj.annotation.PersistenceCapable;
import com.mysql.clusterj.annotation.PrimaryKey;

```


4.2.2.4 ClusterJ Basic Operations

In this section, we describe how to perform operations basic to ClusterJ applications, including the following:

- Creating new instances, setting their properties, and saving them to the database
- Performing primary key lookups (reads)
- Updating existing rows and saving the changes to the database
- Deleting rows from the database
- Constructing and executing queries to fetch a set of rows meeting certain criteria from the database

Creating new rows. To insert a new row into the table, first create a new instance of `Employee`. This can be accomplished by calling the `Session` method `newInstance()`, as shown here:

```
Employee newEmployee = session.newInstance(Employee.class);
```

Set the `Employee` instance properties corresponding with the desired `employee` table columns. For example, the following sets the `id`, `firstName`, `lastName`, and `started` properties.

```
emp.setId(988);
newEmployee.setFirstName("John");
newEmployee.setLastName("Jones");
newEmployee.setStarted(new Date());
```

Once you are satisfied with the changes, you can persist the `Employee` instance, causing a new row containing the desired values to be inserted into the `employee` table, like this:

```
session.persist(newEmployee);
```

If autocommit is on, and a row with the same `id` as this instance of `Employee` already exists in the database, the `persist()` method fails. If autocommit is off and a row with the same `id` as this `Employee` instance already exists in the database, the `persist()` method succeeds but a subsequent `commit()` fails.

If you want the data to be saved even though the row already exists, use the `savePersistent()` method instead of the `persist()` method. The `savePersistent()` method updates an existing instance or creates a new instance as needed, without throwing an exception.

Values that you have not specified are stored with their Java default values (0 for integral types, 0.0 for numeric types, and `null` for reference types).

Primary key lookups. You can find an existing row in an `NDB` table using the `Session's find()` method, like this:

```
Employee theEmployee = session.find(Employee.class, 988);
```

This is equivalent to the primary key lookup query `SELECT * FROM employee WHERE id = 988`.

ClusterJ also supports compound primary keys. The `find()` method can take an object array as a key, where the components of the object array are used to represent the primary key columns in the order they were declared. In addition, queries are optimized to detect whether columns of the primary key are specified as part of the query criteria, and if so, a primary key lookup or scan is executed as a strategy to implement the query.



Note

ClusterJ also supports multiple column ordered btree and unique hash indexes. As with primary keys, if a query specifies values for ordered or unique index fields, ClusterJ optimizes the query to use the index for scanning the table.

NDB Cluster automatically spreads table data across multiple data nodes. For some operations—find, insert, delete, and update—it is more efficient to tell the cluster on which data node the data is physically located, and to have the transaction execute on that data node. ClusterJ automatically detects the partition key; if the operation can be optimized for a specific data node, ClusterJ automatically starts the transaction on that node.

Update and save a row. To update the value of a given column in the row that we just obtained as `theEmployee`, use the `set*()` method whose name corresponds to the name of that column. For example, to update the `started` date for this `Employee`, use the `Employee`'s `setStarted()` method, as shown here:

```
theEmployee.setStarted(new Date(getMillisFor(2010, 01, 04)));
```



Note

For convenience, we use in this example a method `getMillisFor()`, which is defined as shown here, in the file `AbstractClusterJModelTest.java` (found in the `storage/ndb/clusterj/clusterj-test/src/main/java/testsuite/clusterj` directory of the NDB Cluster source tree):

```
/** Convert year, month, day into milliseconds after the Epoch, UTC.
 * Set hours, minutes, seconds, and milliseconds to zero.
 * @param year the year
 * @param month the month (0 for January)
 * @param day the day of the month
 * @return
 */
protected static long getMillisFor(int year, int month, int day) {
    Calendar calendar = Calendar.getInstance();
    calendar.clear();
    calendar.set(Calendar.YEAR, year);
    calendar.set(Calendar.MONTH, month);
    calendar.set(Calendar.DATE, day);
    calendar.set(Calendar.HOUR, 0);
    calendar.set(Calendar.MINUTE, 0);
    calendar.set(Calendar.SECOND, 0);
    calendar.set(Calendar.MILLISECOND, 0);
    long result = calendar.getTimeInMillis();
    return result;
}
```

See the indicated file for further information.

You can update additional columns by invoking other `Employee` setter methods, like this:

```
theEmployee.setDepartment(3);
```

To save the changed row back to the NDB Cluster database, use the `Session`'s `updatePersistent()` method, like this:

```
session.updatePersistent(theEmployee);
```

Deleting rows. You can delete a single row easily using the `deletePersistent()` method of `Session`. In this example, we find the employee whose ID is 13, then delete this row from the `employee` table:

```
Employee exEmployee = session.find(Employee.class, 13);
session.deletePersistent(exEmployee);

System.out.println("Deleted employee named " + exEmployee.getFirst()
    + " " + exEmployee.getLast() + ".");
```

There also exists a method for deleting multiple rows, which provides two options:

1. Delete all rows from a table.
2. Delete an arbitrary collection of rows.

Both kinds of multi-row delete can be performed using the `deletePersistentAll()` method. The [first variant of this method](#) acts on a `Class`. For example, the following statement deletes all rows from the `employee` table and returns the number of rows deleted, as shown here:

```
int numberDeleted = session.deletePersistentAll(Employee);
System.out.println("There used to be " + numberDeleted + " employees, but now there are none.");
```

The call to `deletePersistentAll()` just shown is equivalent to issuing the SQL statement `DELETE FROM employee` in the `mysql` client.

`deletePersistentAll()` can also be used to delete a collection of rows, as shown in this example:

```
// Assemble the collection of rows to be deleted...
List<Employee> redundancies = new ArrayList<Employee>();

for (int i = 1000; i < 2000; i += 100) {
    Employee redundant = session.newInstance(Employee.class);
    redundant.setId(i);
    redundancies.add(redundant);
}

numberDeleted = session.deletePersistentAll(redundancies);
System.out.println("Deleted " + numberDeleted + " rows.");
```

It is not necessary to find the instances in the database before deleting them.

Writing queries. The ClusterJ `QueryBuilder` interface is used to instantiate queries. The process begins with obtaining an instance of `QueryBuilder`, which is supplied by the current `Session`; we can then obtain a `QueryDefinition`, as shown here:

```
QueryBuilder builder = session.getQueryBuilder();
QueryDomainType<Employee> domain = builder.createQueryDefinition(Employee.class);
```

This is then used to set a column for comparison by the query. Here, we show how to prepare a query that compares the value of the `employee` table's `department` column with the constant value `8`.

```
domain.where( domain.get("department").equal(domain.param("department")) );
Query<Employee> query = session.createQuery(domain);
query.setParameter("department", 8);
```

To obtain the results from the query, invoke the `Query`'s `getResultList()` method, as shown here;

```
List<Employee> results = query.getResultList();
```

The return value is a `List` that you can iterate over to retrieve and process the rows in the usual manner.

Transactions. The `Transaction` interface can optionally be used to bound transactions, via the following methods:

- `begin()`: Begin a transaction.
- `commit()`: Commit a transaction.

- `rollback()`: Roll back a transaction.

It is also possible using `Transaction` to check whether the transaction is active (via the `isActive()` method, and to get and set a rollback-only flag (using `getRollbackOnly()` and `setRollbackOnly()`, respectively).

If you do not use the `Transaction` interface, methods in `Session` that affect the database—such as `persist()`, `deletePersistent()`, `updatePersistent()`, and so on—are automatically enclosed in a database transaction.

4.2.2.5 ClusterJ Mappings Between MySQL and Java Data Types

ClusterJ provides mappings for all of the common MySQL database types to Java types. Java object wrappers of primitive types should be mapped to nullable database columns.



Note

Since Java does not have native unsigned data types, `UNSIGNED` columns should be avoided in table schemas if possible.

Compatibility with JDBC mappings. ClusterJ is implemented so as to be bug-compatible with the JDBC driver in terms of mapping from Java types to the database. That is, if you use ClusterJ to store or retrieve data, you obtain the same value as if you used the JDBC driver directly or through JPA.

The following tables show the mappings used by ClusterJ between common Java data types and MySQL column types. Separate tables are provided for numeric, floating-point, and variable-width types.

Numeric types. This table shows the ClusterJ mappings between Java numeric data types and MySQL column types:

Table 4.1 ClusterJ mappings between Java numeric data types and MySQL column types

Java Data Type	MySQL Column Type
<code>boolean</code> , <code>Boolean</code>	<code>BIT(1)</code>
<code>byte</code> , <code>Byte</code>	<code>BIT(1)</code> to <code>BIT(8)</code> , <code>TINYINT</code>
<code>short</code> , <code>Short</code>	<code>BIT(1)</code> to <code>BIT(16)</code> , <code>SMALLINT</code> , <code>YEAR</code>
<code>int</code> , <code>Integer</code>	<code>BIT(1)</code> to <code>BIT(32)</code> , <code>INT</code>
<code>long</code> , <code>Long</code>	<code>BIT(1)</code> to <code>BIT(64)</code> , <code>BIGINT</code> , <code>BIGINT UNSIGNED</code>
<code>float</code> , <code>Float</code>	<code>FLOAT</code>
<code>double</code> , <code>Double</code>	<code>DOUBLE</code>
<code>java.math.BigDecimal</code>	<code>NUMERIC</code> , <code>DECIMAL</code>
<code>java.math.BigInteger</code>	<code>NUMERIC (precision = 0)</code> , <code>DECIMAL (precision = 0)</code>

Date and time types. The following table shows the ClusterJ mappings between Java date and time data types and MySQL column types:

Table 4.2 ClusterJ mappings between Java date and time data types and MySQL column types

Java Data Type	MySQL Column Type
<code>Java.util.Date</code>	<code>DATETIME</code> , <code>TIMESTAMP</code> , <code>TIME</code> , <code>DATE</code>
<code>Java.sql.Date</code>	<code>DATE</code>
<code>Java.sql.Time</code>	<code>TIME</code>
<code>Java.sql.Timestamp</code>	<code>DATETIME</code> , <code>TIMESTAMP</code>

**Note**

ClusterJ maps the MySQL `YEAR` type to a Java `short` (or `java.lang.Short`), as shown in the first table in this section.

`java.util.Date` represents date and time similar to the way in which Unix does so, but with more precision and a larger range. Where Unix represents a point in time as a 32-bit signed number of seconds since the Unix Epoch (01 January 1970), Java uses a 64-bit signed number of milliseconds since the Epoch.

Variable-width types. The following table shows the ClusterJ mappings between Java data types and MySQL variable-width column types:

Table 4.3 This table shows the ClusterJ mappings between Java data types and MySQL variable-width column types.

Java Data Type	MySQL Column Type
<code>String</code>	<code>CHAR</code> , <code>VARCHAR</code> , <code>TEXT</code>
<code>byte[]</code>	<code>BINARY</code> , <code>VARBINARY</code> , <code>BLOB</code>

**Note**

No translation binary data is performed when mapping from MySQL `BINARY`, `VARBINARY`, or `BLOB` column values to Java byte arrays. Data is presented to the application exactly as it is stored.

4.2.3 Using Connector/J with NDB Cluster

JDBC clients of an NDB Cluster data source, and using Connector/J 5.0.6 (or later), accept `jdbc:mysql:loadbalance://` URLs (see [Configuration Properties](#)), with which you can take advantage of the ability to connect with multiple MySQL servers to achieve load balancing and failover.

However, while Connector/J does not depend on the MySQL client libraries, it does require a connection to a MySQL Server, which ClusterJ does not. JDBC also does not provide any object mappings for database objects, properties, or operations, or any way to persist objects.

See [MySQL Connector/J Developer Guide](#), for general information about using Connector/J.

4.3 ClusterJ API Reference

The following sections contain specifications for ClusterJ packages, interfaces, classes, and methods.

4.3.1 com.mysql.clusterj

Provides classes and interfaces for using NDB Cluster directly from Java.

- A class for bootstrapping
- Interfaces for use in application programs
- Classes to define exceptions

This package contains three main groups of classes and interfaces:

4.3.1.1 Major Interfaces

ClusterJ provides these major interfaces for use by application programs:

`com.mysql.clusterj.SessionFactory`, `com.mysql.clusterj.Session`,
`com.mysql.clusterj.Transaction`, `com.mysql.clusterj.query.QueryBuilder`,

and `com.mysql.clusterj.Query`. *Bootstrapping* The helper class `com.mysql.clusterj.ClusterJHelper` contains methods for creating the `com.mysql.clusterj.SessionFactory`. *Bootstrapping* is the process of identifying an NDB Cluster and obtaining the `SessionFactory` for use with the cluster. There is one `SessionFactory` per cluster per Java VM.

SessionFactory

The `com.mysql.clusterj.SessionFactory` is configured via properties, which identify the NDB Cluster that the application connects to:

- `com.mysql.clusterj.connectstring` identifies the `ndb_mgmd` host name and port
- `com.mysql.clusterj.connect.retries` is the number of retries when connecting
- `com.mysql.clusterj.connect.delay` is the delay in seconds between connection retries
- `com.mysql.clusterj.connect.verbose` tells whether to display a message to `System.out` while connecting
- `com.mysql.clusterj.connect.timeout.before` is the number of seconds to wait until the first node responds to a connect request
- `com.mysql.clusterj.connect.timeout.after` is the number of seconds to wait until the last node responds to a connect request
- `com.mysql.clusterj.connect.database` is the name of the database to use

```
File propsFile = new File("clusterj.properties");
InputStream inStream = new FileInputStream(propsFile);
Properties props = new Properties();
props.load(inStream);
SessionFactory sessionFactory = ClusterJHelper.getSessionFactory(props);
```

Session The `com.mysql.clusterj.Session` represents the user's individual connection to the cluster. It contains methods for:

- finding persistent instances by primary key
- persistent instance factory (`newInstance`)
- persistent instance life cycle management (`persist`, `remove`)
- getting the `QueryBuilder`
- getting the `Transaction` (`currentTransaction`)

```
Session session = sessionFactory.getSession();
Employee existing = session.find(Employee.class, 1);
if (existing != null) {
    session.remove(existing);
}
Employee newemp = session.newInstance(Employee.class);
newemp.initialize(2, "Craig", 15, 146000.00);
session.persist(newemp);
```

Transaction The `com.mysql.clusterj.Transaction` allows users to combine multiple operations into a single database transaction. It contains methods to:

- begin a unit of work
- commit changes from a unit of work
- roll back all changes made since the unit of work was begun

- mark a unit of work for rollback only
- get the rollback status of the current unit of work

```
Transaction tx = session.currentTransaction();
tx.begin();
Employee existing = session.find(Employee.class, 1);
Employee newemp = session.newInstance(Employee.class);
newemp.initialize(2, "Craig", 146000.00);
session.persist(newemp);
tx.commit();
```

QueryBuilder The `com.mysql.clusterj.query.QueryBuilder` allows users to build queries. It contains methods to:

- define the Domain Object Model to query
- compare properties with parameters using:
 - equal
 - lessThan
 - greaterThan
 - lessEqual
 - greaterEqual
 - between
 - in
- combine comparisons using "and", "or", and "not" operators

```
QueryBuilder builder = session.getQueryBuilder();
QueryDomainType<Employee> qemp = builder.createQueryDefinition(Employee.class);
Predicate service = qemp.get("yearsOfService").greaterThan(qemp.param("service"));
Predicate salary = qemp.get("salary").lessEqual(qemp.param("salaryCap"));
qemp.where(service.and(salary));
Query<Employee> query = session.createQuery(qemp);
query.setParameter("service", 10);
query.setParameter("salaryCap", 180000.00);
List<Employee> results = query.getResultList();
```

4.3.1.2 ClusterJDatastoreException

ClusterJUserException represents a database error. The underlying cause of the exception is contained in the "cause".

Synopsis

```
public class ClusterJDatastoreException,
    extends ClusterJException {
    // Public Constructors

    public ClusterJDatastoreException(
        String message);

    public ClusterJDatastoreException(
        String msg,
        int code,
        int mysqlCode,
        int status,
        int classification);

    public ClusterJDatastoreException(
```

```

    String message,
    Throwable t);

    public ClusterJDatastoreException(
        Throwable t);

// Public Methods

    public int getClassification();

    public int getCode();

    public int getMysqlCode();

    public int getStatus();
}

```

Methods inherited from com.mysql.clusterj.ClusterJException: [printStackTrace](#)

Methods inherited from java.lang.Throwable: [addSuppressed](#), [fillInStackTrace](#), [getCause](#), [getLocalizedMessage](#), [getMessage](#), [getStackTrace](#), [getSuppressed](#), [initCause](#), [setStackTrace](#), [toString](#)

Methods inherited from java.lang.Object: [equals](#), [getClass](#), [hashCode](#), [notify](#), [notifyAll](#), [wait](#)

getClassification()

```
public int getClassification();
```

Get the classification

getCode()

```
public int getCode();
```

Get the code

Since 7.3.15, 7.4.13, 7.5.4

getMysqlCode()

```
public int getMysqlCode();
```

Get the mysql code

Since 7.3.15, 7.4.13, 7.5.4

getStatus()

```
public int getStatus();
```

Get the status

4.3.1.3 ClusterJDatastoreException.Classification

Helper class for getClassification(). import com.mysql.clusterj.ClusterJDatastoreException.Classification; Classification c = Classification.lookup(datastoreException.getClassification()); System.out.println("exceptionClassification " + c + " with value " + c.value);

Synopsis

```
public static final class ClusterJDatastoreException.Classification,
```



```
extends Enum<Classification> {
// Public Static Fields

public static final Classification
    ApplicationError ;

public static final Classification
    ConstraintViolation ;

public static final Classification
    FunctionNotImplemented ;

public static final Classification
    InsufficientSpace ;

public static final Classification
    InternalError ;

public static final Classification
    InternalTemporary ;

public static final Classification
    NoDataFound ;

public static final Classification
    NoError ;

public static final Classification
    NodeRecoveryError ;

public static final Classification
    NodeShutdown ;

public static final Classification
    OverloadError ;

public static final Classification
    SchemaError ;

public static final Classification
    SchemaObjectExists ;

public static final Classification
    TemporaryResourceError ;

public static final Classification
    TimeoutExpired ;

public static final Classification
    UnknownErrorCode ;

public static final Classification
    UnknownResultError ;

public static final Classification
    UserDefinedError ;

// Public Static Methods

public static Classification lookup(
    int value);

public static Classification valueOf(
    String name);

public static Classification[] values();
}
```

Methods inherited from java.lang.Enum: [compareTo](#) , [equals](#) , [getDeclaringClass](#) , [hashCode](#) , [name](#) , [ordinal](#) , [toString](#) , [valueOf](#)

Methods inherited from java.lang.Object: [getClass](#) , [notify](#) , [notifyAll](#) , [wait](#)

Since 7.3.15, 7.4.13, 7.5.4

lookup(int)

```
public static Classification lookup(
    int value);
```

Get the Classification enum for a value returned by `ClusterJDatastoreException.getClassification()`.

Table 4.4 lookup(int)

Parameter	Description
value	the classification returned by <code>getClassification()</code>
<i>return</i>	the Classification for the error

4.3.1.4 ClusterJException

`ClusterJException` is the base for all ClusterJ exceptions. Applications can catch `ClusterJException` to be notified of all ClusterJ reported issues.

- User exceptions are caused by user error, for example providing a connect string that refers to an unavailable host or port.
 - If a user exception is detected during bootstrapping (acquiring a `SessionFactory`), it is thrown as a fatal exception. [com.mysql.clusterj.ClusterJFatalUserException](#)
 - If an exception is detected during initialization of a persistent interface, for example annotating a column that doesn't exist in the mapped table, it is reported as a user exception. [com.mysql.clusterj.ClusterJUserException](#)
- Datastore exceptions report conditions that result from datastore operations after bootstrapping. For example, duplicate keys on insert, or record does not exist on delete. [com.mysql.clusterj.ClusterJDatastoreException](#)
- Internal exceptions report conditions that are caused by errors in implementation. These exceptions should be reported as bugs. [com.mysql.clusterj.ClusterJFatalInternalException](#)

Exceptions are in three general categories: User exceptions, Datastore exceptions, and Internal exceptions.

Synopsis

```
public class ClusterJException,
    extends RuntimeException {
// Public Constructors

    public ClusterJException(
        String message);

    public ClusterJException(
        String message,
        Throwable t);

    public ClusterJException(
        Throwable t);

// Public Methods

    public synchronized void printStackTrace(
        PrintStream s);
}
```

Direct known subclasses: `com.mysql.clusterj.ClusterJDatastoreException`, `com.mysql.clusterj.ClusterJFatalException`, `com.mysql.clusterj.ClusterJUserException`

Methods inherited from `java.lang.Throwable`: `addSuppressed`, `fillInStackTrace`, `getCause`, `getLocalizedMessage`, `getMessage`, `getStackTrace`, `getSuppressed`, `initCause`, `printStackTrace`, `setStackTrace`, `toString`

Methods inherited from `java.lang.Object`: `equals`, `getClass`, `hashCode`, `notify`, `notifyAll`, `wait`

4.3.1.5 ClusterJFatalException

`ClusterJFatalException` represents an exception that is not recoverable.

Synopsis

```
public class ClusterJFatalException,
    extends ClusterJException {
    // Public Constructors

    public ClusterJFatalException(
        String string);

    public ClusterJFatalException(
        String string,
        Throwable t);

    public ClusterJFatalException(
        Throwable t);
}
```

Direct known subclasses: `com.mysql.clusterj.ClusterJFatalInternalException`, `com.mysql.clusterj.ClusterJFatalUserException`

Methods inherited from `com.mysql.clusterj.ClusterJException`: `printStackTrace`

Methods inherited from `java.lang.Throwable`: `addSuppressed`, `fillInStackTrace`, `getCause`, `getLocalizedMessage`, `getMessage`, `getStackTrace`, `getSuppressed`, `initCause`, `setStackTrace`, `toString`

Methods inherited from `java.lang.Object`: `equals`, `getClass`, `hashCode`, `notify`, `notifyAll`, `wait`

4.3.1.6 ClusterJFatalInternalException

`ClusterJFatalInternalException` represents an implementation error that the user cannot recover from.

Synopsis

```
public class ClusterJFatalInternalException,
    extends ClusterJFatalException {
    // Public Constructors

    public ClusterJFatalInternalException(
        String string);

    public ClusterJFatalInternalException(
        String string,
        Throwable t);

    public ClusterJFatalInternalException(
        Throwable t);
}
```

Methods inherited from com.mysql.clusterj.ClusterJException: [printStackTrace](#)

Methods inherited from java.lang.Throwable: [addSuppressed](#), [fillInStackTrace](#), [getCause](#), [getLocalizedMessage](#), [getMessage](#), [getStackTrace](#), [getSuppressed](#), [initCause](#), [setStackTrace](#), [toString](#)

Methods inherited from java.lang.Object: [equals](#), [getClass](#), [hashCode](#), [notify](#), [notifyAll](#), [wait](#)

4.3.1.7 ClusterJFatalUserException

ClusterJFatalUserException represents a user error that is unrecoverable, such as programming errors in persistent classes or missing resources in the execution environment.

Synopsis

```
public class ClusterJFatalUserException,
    extends ClusterJFatalException {
    // Public Constructors

    public ClusterJFatalUserException(
        String string);

    public ClusterJFatalUserException(
        String string,
        Throwable t);

    public ClusterJFatalUserException(
        Throwable t);
}
```

Methods inherited from com.mysql.clusterj.ClusterJException: [printStackTrace](#)

Methods inherited from java.lang.Throwable: [addSuppressed](#), [fillInStackTrace](#), [getCause](#), [getLocalizedMessage](#), [getMessage](#), [getStackTrace](#), [getSuppressed](#), [initCause](#), [setStackTrace](#), [toString](#)

Methods inherited from java.lang.Object: [equals](#), [getClass](#), [hashCode](#), [notify](#), [notifyAll](#), [wait](#)

4.3.1.8 ClusterJHelper

ClusterJHelper provides helper methods to bridge between the API and the implementation.

Synopsis

```
public class ClusterJHelper {
    // Public Constructors

    public ClusterJHelper();

    // Public Static Methods

    public static boolean getBooleanProperty(
        String propertyName,
        String def);

    public static T getServiceInstance(
        Class<T> cls);

    public static T getServiceInstance(
        Class<T> cls,
        ClassLoader loader);

    public static T getServiceInstance(
        Class<T> cls,
        String implementationClassName);
}
```

```

public static T getServiceInstance(
    Class<T> cls,
    String implementationClassName,
    ClassLoader loader);

public static List<T> getServiceInstances(
    Class<T> cls,
    ClassLoader loader,
    StringBuffer errorMessages);

public static SessionFactory getSessionFactory(
    Map props);

public static SessionFactory getSessionFactory(
    Map props,
    ClassLoader loader);

public static String getStringProperty(
    String propertyName,
    String def);

public static Dbug newDbug();
}

```

Methods inherited from java.lang.Object: equals , getClass , hashCode , notify , notifyAll , toString , wait

getBooleanProperty(String, String)

```

public static boolean getBooleanProperty(
    String propertyName,
    String def);

```

Get the named boolean property from either the environment or system properties. If the property is not 'true' then return false.

Table 4.5 getBooleanProperty(String, String)

Parameter	Description
propertyName	the name of the property
def	the default if the property is not set
<i>return</i>	the system property if it is set via -D or the system environment

getServiceInstance(Class<T>)

```

public static T getServiceInstance(
    Class<T> cls);

```

Locate a service implementation by services lookup of the context class loader.

Table 4.6 getServiceInstance(Class<T>)

Parameter	Description
cls	the class of the factory
<i>return</i>	the service instance

getServiceInstance(Class<T>, ClassLoader)

```

public static T getServiceInstance(
    Class<T> cls,
    ClassLoader loader);

```

Locate a service implementation for a service by services lookup of a specific class loader. The first service instance found is returned.

Table 4.7 getServiceInstance(Class<T>, ClassLoader)

Parameter	Description
cls	the class of the factory
loader	the class loader for the factory implementation
<i>return</i>	the service instance

getServiceInstance(Class<T>, String)

```
public static T getServiceInstance(
    Class<T> cls,
    String implementationClassName);
```

Locate a service implementation for a service. If the implementation name is not null, use it instead of looking up. If the implementation class is not loadable or does not implement the interface, throw an exception. Use the ClusterJHelper class loader to find the service.

Table 4.8 getServiceInstance(Class<T>, String)

Parameter	Description
cls	
implementationClassName	
<i>return</i>	the implementation instance for a service

getServiceInstance(Class<T>, String, ClassLoader)

```
public static T getServiceInstance(
    Class<T> cls,
    String implementationClassName,
    ClassLoader loader);
```

Locate a service implementation for a service. If the implementation name is not null, use it instead of looking up. If the implementation class is not loadable or does not implement the interface, throw an exception.

Table 4.9 getServiceInstance(Class<T>, String, ClassLoader)

Parameter	Description
cls	
implementationClassName	name of implementation class to load
loader	the ClassLoader to use to find the service
<i>return</i>	the implementation instance for a service

getServiceInstances(Class<T>, ClassLoader, StringBuffer)

```
public static List<T> getServiceInstances(
    Class<T> cls,
    ClassLoader loader,
    StringBuffer errorMessages);
```

Locate all service implementations by services lookup of a specific class loader. Implementations in the services file are instantiated and returned. Failed instantiations are remembered in the errorMessages buffer.

Table 4.10 getServiceInstances(Class<T>, ClassLoader, StringBuffer)

Parameter	Description
cls	the class of the factory

Parameter	Description
loader	the class loader for the factory implementation
errorMessages	a buffer used to hold the error messages
<i>return</i>	the service instance

getSessionFactory(Map)

```
public static SessionFactory getSessionFactory(
    Map props);
```

Locate a SessionFactory implementation by services lookup. The class loader used is the thread's context class loader.

Table 4.11 getSessionFactory(Map)

Parameter	Description
props	properties of the session factory
<i>return</i>	the session factory

Exceptions

[ClusterFatalUserException](#) if the connection to the cluster cannot be made

getSessionFactory(Map, ClassLoader)

```
public static SessionFactory getSessionFactory(
    Map props,
    ClassLoader loader);
```

Locate a SessionFactory implementation by services lookup of a specific class loader. The properties are a Map that might contain implementation-specific properties plus standard properties.

Table 4.12 getSessionFactory(Map, ClassLoader)

Parameter	Description
props	the properties for the factory
loader	the class loader for the factory implementation
<i>return</i>	the session factory

Exceptions

[ClusterFatalUserException](#) if the connection to the cluster cannot be made

getStringProperty(String, String)

```
public static String getStringProperty(
    String propertyName,
    String def);
```

Get the named String property from either the environment or system properties.

Table 4.13 getStringProperty(String, String)

Parameter	Description
propertyName	the name of the property
def	the default if the property is not set
<i>return</i>	the system property if it is set via -D or the system environment

newDbg()

```
public static Dbg newDbg();
```

Return a new Dbg instance.

Table 4.14 newDbg()

Parameter	Description
<i>return</i>	a new Dbg instance

4.3.1.9 ClusterJUserException

ClusterJUserException represents a user programming error.

Synopsis

```
public class ClusterJUserException,
    extends ClusterJException {
// Public Constructors

    public ClusterJUserException(
        String message);

    public ClusterJUserException(
        String message,
        Throwable t);

    public ClusterJUserException(
        Throwable t);
}
```

Methods inherited from com.mysql.clusterj.ClusterJException: [printStackTrace](#)

Methods inherited from java.lang.Throwable: [addSuppressed](#), [fillInStackTrace](#), [getCause](#), [getLocalizedMessage](#), [getMessage](#), [getStackTrace](#), [getSuppressed](#), [initCause](#), [setStackTrace](#), [toString](#)

Methods inherited from java.lang.Object: [equals](#), [getClass](#), [hashCode](#), [notify](#), [notifyAll](#), [wait](#)

4.3.1.10 ColumnMetadata

```
public interface ColumnMetadata {
// Public Methods

    public abstract String charsetName();

    public abstract ColumnType columnType();

    public abstract boolean isPartitionKey();

    public abstract boolean isPrimaryKey();

    public abstract Class<?> javaType();

    public abstract int maximumLength();

    public abstract String name();

    public abstract boolean nullable();

    public abstract int number();

    public abstract int precision();

    public abstract int scale();
```



```
}
```

charsetName()

```
public abstract String charsetName();
```

Return the charset name.

Table 4.15 charsetName()

Parameter	Description
<i>return</i>	the charset name

columnType()

```
public abstract ColumnType columnType();
```

Return the type of the column.

Table 4.16 columnType()

Parameter	Description
<i>return</i>	the type of the column

isPartitionKey()

```
public abstract boolean isPartitionKey();
```

Return whether this column is a partition key column.

Table 4.17 isPartitionKey()

Parameter	Description
<i>return</i>	true if this column is a partition key column

isPrimaryKey()

```
public abstract boolean isPrimaryKey();
```

Return whether this column is a primary key column.

Table 4.18 isPrimaryKey()

Parameter	Description
<i>return</i>	true if this column is a primary key column

javaType()

```
public abstract Class<?> javaType();
```

Return the java type of the column.

Table 4.19 javaType()

Parameter	Description
<i>return</i>	the java type of the column

maxLength()

```
public abstract int maxLength();
```

Return the maximum number of bytes that can be stored in the column after translating the characters using the character set.

Table 4.20 maximumLength()

Parameter	Description
<i>return</i>	the maximum number of bytes that can be stored in the column

name()

```
public abstract String name();
```

Return the name of the column.

Table 4.21 name()

Parameter	Description
<i>return</i>	the name of the column

nullable()

```
public abstract boolean nullable();
```

Return whether this column is nullable.

Table 4.22 nullable()

Parameter	Description
<i>return</i>	whether this column is nullable

number()

```
public abstract int number();
```

Return the column number. This number is used as the first parameter in the get and set methods of DynamicColumn.

Table 4.23 number()

Parameter	Description
<i>return</i>	the column number.

precision()

```
public abstract int precision();
```

Return the precision of the column.

Table 4.24 precision()

Parameter	Description
<i>return</i>	the precision of the column

scale()

```
public abstract int scale();
```

Return the scale of the column.

Table 4.25 scale()

Parameter	Description
<i>return</i>	the scale of the column

4.3.1.11 ColumnType

This class enumerates the column types for columns in ndb.

Synopsis

```
public final class ColumnType,
    extends Enum<ColumnType> {
// Public Static Fields

    public static final ColumnType
        Bigint ;

    public static final ColumnType
        Bigunsigned ;

    public static final ColumnType
        Binary ;

    public static final ColumnType
        Bit ;

    public static final ColumnType
        Blob ;

    public static final ColumnType
        Char ;

    public static final ColumnType
        Date ;

    public static final ColumnType
        Datetime ;

    public static final ColumnType
        Datetime2 ;

    public static final ColumnType
        Decimal ;

    public static final ColumnType
        Decimalunsigned ;

    public static final ColumnType
        Double ;

    public static final ColumnType
        Float ;

    public static final ColumnType
        Int ;

    public static final ColumnType
        Longvarbinary ;

    public static final ColumnType
        Longvarchar ;

    public static final ColumnType
        Mediumint ;

    public static final ColumnType
        Mediumunsigned ;

    public static final ColumnType
        Olddecimal ;

    public static final ColumnType
        Olddecimalunsigned ;

    public static final ColumnType
        Smallint ;

    public static final ColumnType
```

```

    Smallunsigned ;

    public static final ColumnType
        Text ;

    public static final ColumnType
        Time ;

    public static final ColumnType
        Time2 ;

    public static final ColumnType
        Timestamp ;

    public static final ColumnType
        Timestamp2 ;

    public static final ColumnType
        Tinyint ;

    public static final ColumnType
        Tinyunsigned ;

    public static final ColumnType
        Undefined ;

    public static final ColumnType
        Unsigned ;

    public static final ColumnType
        Varbinary ;

    public static final ColumnType
        Varchar ;

    public static final ColumnType
        Year ;

// Public Static Methods

    public static ColumnType valueOf(
        String name);

    public static ColumnType[] values();
}

```

Methods inherited from java.lang.Enum: [compareTo](#), [equals](#), [getDeclaringClass](#), [hashCode](#), [name](#), [ordinal](#), [toString](#), [valueOf](#)

Methods inherited from java.lang.Object: [getClass](#), [notify](#), [notifyAll](#), [wait](#)

4.3.1.12 Constants

Constants used in the ClusterJ project.

Synopsis

```

public interface Constants {
// Public Static Fields

    public static final String
        DEFAULT_PROPERTY_CLUSTER_BYTE_BUFFER_POOL_SIZES
            = "256, 10240, 102400, 1048576";

    public static final int
        DEFAULT_PROPERTY_CLUSTER_CONNECT_AUTO_INCREMENT_BATCH_SIZE
            = 10;

    public static final long
        DEFAULT_PROPERTY_CLUSTER_CONNECT_AUTO_INCREMENT_START

```

```
    = 1L;

    public static final long
        DEFAULT_PROPERTY_CLUSTER_CONNECT_AUTO_INCREMENT_STEP
            = 1L;

    public static final int
        DEFAULT_PROPERTY_CLUSTER_CONNECT_DELAY
            = 5;

    public static final int
        DEFAULT_PROPERTY_CLUSTER_CONNECT_RETRIES
            = 4;

    public static final int
        DEFAULT_PROPERTY_CLUSTER_CONNECT_TIMEOUT_AFTER
            = 20;

    public static final int
        DEFAULT_PROPERTY_CLUSTER_CONNECT_TIMEOUT_BEFORE
            = 30;

    public static final int
        DEFAULT_PROPERTY_CLUSTER_CONNECT_TIMEOUT_MGM
            = 30000;

    public static final int
        DEFAULT_PROPERTY_CLUSTER_CONNECT_VERBOSE
            = 0;

    public static final String
        DEFAULT_PROPERTY_CLUSTER_DATABASE
            = "test";

    public static final int
        DEFAULT_PROPERTY_CLUSTER_MAX_TRANSACTIONS
            = 4;

    public static final int
        DEFAULT_PROPERTY_CONNECTION_POOL_RECV_THREAD_ACTIVATION_THRESHOLD
            = 8;

    public static final int
        DEFAULT_PROPERTY_CONNECTION_POOL_SIZE
            = 1;

    public static final int
        DEFAULT_PROPERTY_CONNECTION_RECONNECT_TIMEOUT
            = 0;

    public static final String
        ENV_CLUSTERJ_LOGGER_FACTORY_NAME
            = "CLUSTERJ_LOGGER_FACTORY";

    public static final String
        PROPERTY_CLUSTER_BYTE_BUFFER_POOL_SIZES
            = "com.mysql.clusterj.byte.buffer.pool.sizes";

    public static final String
        PROPERTY_CLUSTER_CONNECTION_SERVICE
            = "com.mysql.clusterj.connection.service";

    public static final String
        PROPERTY_CLUSTER_CONNECTSTRING
            = "com.mysql.clusterj.connectstring";

    public static final String
        PROPERTY_CLUSTER_CONNECT_AUTO_INCREMENT_BATCH_SIZE
            = "com.mysql.clusterj.connect.autoincrement.batchsize";

    public static final String
        PROPERTY_CLUSTER_CONNECT_AUTO_INCREMENT_START
```

```
        = "com.mysql.clusterj.connect.autoincrement.offset";

public static final String
    PROPERTY_CLUSTER_CONNECT_AUTO_INCREMENT_STEP
        = "com.mysql.clusterj.connect.autoincrement.increment";

public static final String
    PROPERTY_CLUSTER_CONNECT_DELAY
        = "com.mysql.clusterj.connect.delay";

public static final String
    PROPERTY_CLUSTER_CONNECT_RETRIES
        = "com.mysql.clusterj.connect.retries";

public static final String
    PROPERTY_CLUSTER_CONNECT_TIMEOUT_AFTER
        = "com.mysql.clusterj.connect.timeout.after";

public static final String
    PROPERTY_CLUSTER_CONNECT_TIMEOUT_BEFORE
        = "com.mysql.clusterj.connect.timeout.before";

public static final String
    PROPERTY_CLUSTER_CONNECT_TIMEOUT_MGM
        = "com.mysql.clusterj.connect.timeout.mgm";

public static final String
    PROPERTY_CLUSTER_CONNECT_VERBOSE
        = "com.mysql.clusterj.connect.verbose";

public static final String
    PROPERTY_CLUSTER_DATABASE
        = "com.mysql.clusterj.database";

public static final String
    PROPERTY_CLUSTER_MAX_TRANSACTIONS
        = "com.mysql.clusterj.max.transactions";

public static final String
    PROPERTY_CONNECTION_POOL_NODEIDS
        = "com.mysql.clusterj.connection.pool.nodeids";

public static final String
    PROPERTY_CONNECTION_POOL_RECV_THREAD_ACTIVATION_THRESHOLD
        = "com.mysql.clusterj.connection.pool.recv.thread.activation.threshold";

public static final String
    PROPERTY_CONNECTION_POOL_RECV_THREAD_CPUIDS
        = "com.mysql.clusterj.connection.pool.recv.thread.cpuids";

public static final String
    PROPERTY_CONNECTION_POOL_SIZE
        = "com.mysql.clusterj.connection.pool.size";

public static final String
    PROPERTY_CONNECTION_RECONNECT_TIMEOUT
        = "com.mysql.clusterj.connection.reconnect.timeout";

public static final String
    PROPERTY_DEFER_CHANGES
        = "com.mysql.clusterj.defer.changes";

public static final String
    PROPERTY_JDBC_DRIVER_NAME
        = "com.mysql.clusterj.jdbc.driver";

public static final String
    PROPERTY_JDBC_PASSWORD
        = "com.mysql.clusterj.jdbc.password";

public static final String
    PROPERTY_JDBC_URL
```

```

    = "com.mysql.clusterj.jdbc.url";

    public static final String
        PROPERTY_JDBC_USERNAME
        = "com.mysql.clusterj.jdbc.username";

    public static final String
        SESSION_FACTORY_SERVICE_CLASS_NAME
        = "com.mysql.clusterj.SessionFactoryService";

    public static final String
        SESSION_FACTORY_SERVICE_FILE_NAME
        = "META-INF/services/com.mysql.clusterj.SessionFactoryService";
}

```

DEFAULT_PROPERTY_CLUSTER_BYTE_BUFFER_POOL_SIZES

```

    public static final String
        DEFAULT_PROPERTY_CLUSTER_BYTE_BUFFER_POOL_SIZES
        = "256, 10240, 102400, 1048576";

```

The default value of the byte buffer pool sizes property: 256, 10K, 100K, 1M

DEFAULT_PROPERTY_CLUSTER_CONNECT_AUTO_INCREMENT_BATCH_SIZE

```

    public static final int
        DEFAULT_PROPERTY_CLUSTER_CONNECT_AUTO_INCREMENT_BATCH_SIZE
        = 10;

```

The default value of the connection autoincrement batch size property

DEFAULT_PROPERTY_CLUSTER_CONNECT_AUTO_INCREMENT_START

```

    public static final long
        DEFAULT_PROPERTY_CLUSTER_CONNECT_AUTO_INCREMENT_START
        = 1L;

```

The default value of the connection autoincrement start property

DEFAULT_PROPERTY_CLUSTER_CONNECT_AUTO_INCREMENT_STEP

```

    public static final long
        DEFAULT_PROPERTY_CLUSTER_CONNECT_AUTO_INCREMENT_STEP
        = 1L;

```

The default value of the connection autoincrement step property

DEFAULT_PROPERTY_CLUSTER_CONNECT_DELAY

```

    public static final int
        DEFAULT_PROPERTY_CLUSTER_CONNECT_DELAY
        = 5;

```

The default value of the connection delay property

DEFAULT_PROPERTY_CLUSTER_CONNECT_RETRIES

```

    public static final int
        DEFAULT_PROPERTY_CLUSTER_CONNECT_RETRIES
        = 4;

```

The default value of the connection retries property

DEFAULT_PROPERTY_CLUSTER_CONNECT_TIMEOUT_AFTER

```

    public static final int
        DEFAULT_PROPERTY_CLUSTER_CONNECT_TIMEOUT_AFTER

```

```
= 20;
```

The default value of the connection timeout after property

DEFAULT_PROPERTY_CLUSTER_CONNECT_TIMEOUT_BEFORE

```
public static final int
    DEFAULT_PROPERTY_CLUSTER_CONNECT_TIMEOUT_BEFORE
    = 30;
```

The default value of the connection timeout before property

DEFAULT_PROPERTY_CLUSTER_CONNECT_TIMEOUT_MGM

```
public static final int
    DEFAULT_PROPERTY_CLUSTER_CONNECT_TIMEOUT_MGM
    = 30000;
```

The default value of the connection timeout mgm property

DEFAULT_PROPERTY_CLUSTER_CONNECT_VERBOSE

```
public static final int
    DEFAULT_PROPERTY_CLUSTER_CONNECT_VERBOSE
    = 0;
```

The default value of the connection verbose property

DEFAULT_PROPERTY_CLUSTER_DATABASE

```
public static final String
    DEFAULT_PROPERTY_CLUSTER_DATABASE
    = "test";
```

The default value of the database property

DEFAULT_PROPERTY_CLUSTER_MAX_TRANSACTIONS

```
public static final int
    DEFAULT_PROPERTY_CLUSTER_MAX_TRANSACTIONS
    = 4;
```

The default value of the maximum number of transactions property

DEFAULT_PROPERTY_CONNECTION_POOL_RECV_THREAD_ACTIVATION_THRESHOLD

```
public static final int
    DEFAULT_PROPERTY_CONNECTION_POOL_RECV_THREAD_ACTIVATION_THRESHOLD
    = 8;
```

The default value of the receive thread activation threshold

DEFAULT_PROPERTY_CONNECTION_POOL_SIZE

```
public static final int
    DEFAULT_PROPERTY_CONNECTION_POOL_SIZE
    = 1;
```

The default value of the connection pool size property

DEFAULT_PROPERTY_CONNECTION_RECONNECT_TIMEOUT

```
public static final int
    DEFAULT_PROPERTY_CONNECTION_RECONNECT_TIMEOUT
    = 0;
```

Since 7.5.7

The default value of the connection reconnect timeout property. The default means that the automatic reconnection due to network failures is disabled.

ENV_CLUSTERJ_LOGGER_FACTORY_NAME

```
public static final String
    ENV_CLUSTERJ_LOGGER_FACTORY_NAME
    = "CLUSTERJ_LOGGER_FACTORY";
```

The name of the environment variable to set the logger factory

PROPERTY_CLUSTER_BYTE_BUFFER_POOL_SIZES

```
public static final String
    PROPERTY_CLUSTER_BYTE_BUFFER_POOL_SIZES
    = "com.mysql.clusterj.byte.buffer.pool.sizes";
```

The name of the byte buffer pool sizes property. To disable buffer pooling for blob objects, set the value of this property to "1". With this setting, buffers will be allocated and freed (and cleaned if possible) immediately after being used for blob data transfer.

PROPERTY_CLUSTER_CONNECT_AUTO_INCREMENT_BATCH_SIZE

```
public static final String
    PROPERTY_CLUSTER_CONNECT_AUTO_INCREMENT_BATCH_SIZE
    = "com.mysql.clusterj.connect.autoincrement.batchsize";
```

The name of the connection autoincrement batch size property.

PROPERTY_CLUSTER_CONNECT_AUTO_INCREMENT_START

```
public static final String
    PROPERTY_CLUSTER_CONNECT_AUTO_INCREMENT_START
    = "com.mysql.clusterj.connect.autoincrement.offset";
```

The name of the connection autoincrement start property.

PROPERTY_CLUSTER_CONNECT_AUTO_INCREMENT_STEP

```
public static final String
    PROPERTY_CLUSTER_CONNECT_AUTO_INCREMENT_STEP
    = "com.mysql.clusterj.connect.autoincrement.increment";
```

The name of the connection autoincrement step property.

PROPERTY_CLUSTER_CONNECT_DELAY

```
public static final String
    PROPERTY_CLUSTER_CONNECT_DELAY
    = "com.mysql.clusterj.connect.delay";
```

The name of the connection delay property. For details, see [Ndb_cluster_connection::connect\(\)](#)

PROPERTY_CLUSTER_CONNECT_RETRIES

```
public static final String
    PROPERTY_CLUSTER_CONNECT_RETRIES
    = "com.mysql.clusterj.connect.retries";
```

The name of the connection retries property. For details, see [Ndb_cluster_connection::connect\(\)](#)

PROPERTY_CLUSTER_CONNECT_TIMEOUT_AFTER

```
public static final String
    PROPERTY_CLUSTER_CONNECT_TIMEOUT_AFTER
    = "com.mysql.clusterj.connect.timeout.after";
```

The name of the connection timeout after property. For details, see [Ndb_cluster_connection::wait_until_ready\(\)](#)

PROPERTY_CLUSTER_CONNECT_TIMEOUT_BEFORE

```
public static final String
PROPERTY_CLUSTER_CONNECT_TIMEOUT_BEFORE
    = "com.mysql.clusterj.connect.timeout.before";
```

The name of the connection timeout before property. For details, see [Ndb_cluster_connection::wait_until_ready\(\)](#)

PROPERTY_CLUSTER_CONNECT_TIMEOUT_MGM

```
public static final String
PROPERTY_CLUSTER_CONNECT_TIMEOUT_MGM
    = "com.mysql.clusterj.connect.timeout.mgm";
```

The name of the initial timeout for cluster connection to connect to MGM before connecting to data nodes [Ndb_cluster_connection::set_timeout\(\)](#)

PROPERTY_CLUSTER_CONNECT_VERBOSE

```
public static final String
PROPERTY_CLUSTER_CONNECT_VERBOSE
    = "com.mysql.clusterj.connect.verbose";
```

The name of the connection verbose property. For details, see [Ndb_cluster_connection::connect\(\)](#)

PROPERTY_CLUSTER_CONNECTION_SERVICE

```
public static final String
PROPERTY_CLUSTER_CONNECTION_SERVICE
    = "com.mysql.clusterj.connection.service";
```

The name of the connection service property

PROPERTY_CLUSTER_CONNECTSTRING

```
public static final String
PROPERTY_CLUSTER_CONNECTSTRING
    = "com.mysql.clusterj.connectstring";
```

The name of the connection string property. For details, see [Ndb_cluster_connection constructor](#)

PROPERTY_CLUSTER_DATABASE

```
public static final String
PROPERTY_CLUSTER_DATABASE
    = "com.mysql.clusterj.database";
```

The name of the database property. For details, see the catalogName parameter in the [Ndb constructor](#). [Ndb constructor](#)

PROPERTY_CLUSTER_MAX_TRANSACTIONS

```
public static final String
PROPERTY_CLUSTER_MAX_TRANSACTIONS
    = "com.mysql.clusterj.max.transactions";
```

The name of the maximum number of transactions property. For details, see [Ndb::init\(\)](#)

PROPERTY_CONNECTION_POOL_NODEIDS

```
public static final String
PROPERTY_CONNECTION_POOL_NODEIDS
```

```
= "com.mysql.clusterj.connection.pool.nodeids";
```

The name of the connection pool node ids property. There is no default. This is the list of node ids to force the connections to be assigned to specific node ids. If this property is specified and connection pool size is not the default, the number of node ids of the list must match the connection pool size, or the number of node ids must be 1 and node ids will be assigned to connections starting with the specified node id.

PROPERTY_CONNECTION_POOL_RECV_THREAD_ACTIVATION_THRESHOLD

```
public static final String
PROPERTY_CONNECTION_POOL_RECV_THREAD_ACTIVATION_THRESHOLD
= "com.mysql.clusterj.connection.pool.recv.thread.activation.threshold";
```

The receive thread activation threshold for all connections in the connection pool. The default is no activation threshold.

PROPERTY_CONNECTION_POOL_RECV_THREAD_CPUIDS

```
public static final String
PROPERTY_CONNECTION_POOL_RECV_THREAD_CPUIDS
= "com.mysql.clusterj.connection.pool.recv.thread.cpuids";
```

The cpu binding of the receive threads for the connections in the connection pool. The default is no cpu binding for receive threads. If this property is specified, the number of cpu ids in the list must be equal to : a) the connection pool size if the connection pooling is not disabled (i.e. connection pool size > 0) (or) b) 1 if the connection pooling is disabled.

PROPERTY_CONNECTION_POOL_SIZE

```
public static final String
PROPERTY_CONNECTION_POOL_SIZE
= "com.mysql.clusterj.connection.pool.size";
```

The name of the connection pool size property. This is the number of connections to create in the connection pool. The default is 1 (all sessions share the same connection; all requests for a SessionFactory with the same connect string and database will share a single SessionFactory). A setting of 0 disables pooling; each request for a SessionFactory will receive its own unique SessionFactory.

PROPERTY_CONNECTION_RECONNECT_TIMEOUT

```
public static final String
PROPERTY_CONNECTION_RECONNECT_TIMEOUT
= "com.mysql.clusterj.connection.reconnect.timeout";
```

Since 7.5.7

The number of seconds to wait for all sessions to be closed when reconnecting a SessionFactory due to network failures. The default, 0, indicates that the automatic reconnection to the cluster due to network failures is disabled. Reconnection can be enabled by using the method `SessionFactory.reconnect(int timeout)` and specifying a new timeout value.

PROPERTY_DEFER_CHANGES

```
public static final String
PROPERTY_DEFER_CHANGES
= "com.mysql.clusterj.defer.changes";
```

The flag for deferred inserts, deletes, and updates

PROPERTY_JDBC_DRIVER_NAME

```
public static final String
PROPERTY_JDBC_DRIVER_NAME
```

```
= "com.mysql.clusterj.jdbc.driver";
```

The name of the jdbc driver

PROPERTY_JDBC_PASSWORD

```
public static final String
PROPERTY_JDBC_PASSWORD
    = "com.mysql.clusterj.jdbc.password";
```

The jdbc password

PROPERTY_JDBC_URL

```
public static final String
PROPERTY_JDBC_URL
    = "com.mysql.clusterj.jdbc.url";
```

The jdbc url

PROPERTY_JDBC_USERNAME

```
public static final String
PROPERTY_JDBC_USERNAME
    = "com.mysql.clusterj.jdbc.username";
```

The jdbc username

SESSION_FACTORY_SERVICE_CLASS_NAME

```
public static final String
SESSION_FACTORY_SERVICE_CLASS_NAME
    = "com.mysql.clusterj.SessionFactoryService";
```

The name of the session factory service interface

SESSION_FACTORY_SERVICE_FILE_NAME

```
public static final String
SESSION_FACTORY_SERVICE_FILE_NAME
    = "META-INF/services/com.mysql.clusterj.SessionFactoryService";
```

The name of the files with names of implementation classes for session factory service

4.3.1.13 Dbug

Dbug allows clusterj applications to enable the DBUG functionality in cluster ndbapi library. The dbug state is a control string that consists of flags separated by colons. Flags are:

- d set the debug flag
- a[,filename] append debug output to the file
- A[,filename] like a[,filename] but flush the output after each operation
- d[,keyword[,keyword...]] enable output from macros with specified keywords
- D[,tenths] delay for specified tenths of a second after each operation
- f[,function[,function...]] limit output to the specified list of functions
- F mark each output with the file name of the source file
- i mark each output with the process id of the current process
- g[,function[,function...]] profile specified list of functions

- L mark each output with the line number of the source file
- n mark each output with the current function nesting depth
- N mark each output with a sequential number
- o[,filename] overwrite debug output to the file
- O[,filename] like o[,filename] but flush the output after each operation
- p[,pid[,pid...]] limit output to specified list of process ids
- P mark each output with the process name
- r reset the indentation level to zero
- t[,depth] limit function nesting to the specified depth
- T mark each output with the current timestamp

For example, the control string to trace calls and output debug information only for "jointx" and overwrite the contents of file "/tmp/dbug/jointx", use "t:d,jointx:o,/tmp/dbug/jointx". The above can be written as `ClusterJHelper.newDbug().trace().debug("jointx").output("/tmp/dbug/jointx").set();`

Synopsis

```
public interface Dbug {
    // Public Methods

    public abstract Dbug append(
        String fileName);

    public abstract Dbug debug(
        String string);

    public abstract Dbug debug(
        String[] strings);

    public abstract Dbug flush();

    public abstract String get();

    public abstract Dbug output(
        String fileName);

    public abstract void pop();

    public abstract void print(
        String keyword,
        String message);

    public abstract void push();

    public abstract void push(
        String state);

    public abstract void set();

    public abstract void set(
        String state);

    public abstract Dbug trace();
}
```

append(String)

```
public abstract Dbug append(
```

```
String fileName);
```

Specify the file name for debug output (append).

Table 4.26 append(String)

Parameter	Description
fileName	the name of the file
<i>return</i>	this

debug(String)

```
public abstract Dbug debug(
    String string);
```

Set the list of debug keywords.

Table 4.27 debug(String)

Parameter	Description
string	the comma separated debug keywords
<i>return</i>	this

debug(String[])

```
public abstract Dbug debug(
    String[] strings);
```

Set the list of debug keywords.

Table 4.28 debug(String[])

Parameter	Description
strings	the debug keywords
<i>return</i>	this

flush()

```
public abstract Dbug flush();
```

Force flush after each output operation.

Table 4.29 flush()

Parameter	Description
<i>return</i>	this

get()

```
public abstract String get();
```

Return the current state.

Table 4.30 get()

Parameter	Description
<i>return</i>	the current state

output(String)

```
public abstract Dbug output(
```

```
String fileName);
```

Specify the file name for debug output (overwrite).

Table 4.31 output(String)

Parameter	Description
fileName	the name of the file
<i>return</i>	this

pop()

```
public abstract void pop();
```

Pop the current state. The new state will be the previously pushed state.

print(String, String)

```
public abstract void print(
    String keyword,
    String message);
```

Print debug message.

push()

```
public abstract void push();
```

Push the current state as defined by the methods.

push(String)

```
public abstract void push(
    String state);
```

Push the current state and set the parameter as the new state.

Table 4.32 push(String)

Parameter	Description
state	the new state

set()

```
public abstract void set();
```

Set the current state as defined by the methods.

set(String)

```
public abstract void set(
    String state);
```

Set the current state from the parameter.

Table 4.33 set(String)

Parameter	Description
state	the new state

trace()

```
public abstract Dbug trace();
```

Set the trace flag.

Table 4.34 trace()

Parameter	Description
<i>return</i>	this

4.3.1.14 DynamicObject

```
public abstract class DynamicObject {
// Public Constructors

    public DynamicObject();

// Public Methods

    public final ColumnMetadata[] columnMetadata();

    public final DynamicObjectDelegate delegate();

    public final void delegate(
        DynamicObjectDelegate delegate);

    public Boolean found();

    public final Object get(
        int columnNumber);

    public final void set(
        int columnNumber,
        Object value);

    public String table();
}
```

Methods inherited from java.lang.Object: [equals](#) , [getClass](#) , [hashCode](#) , [notify](#) , [notifyAll](#) , [toString](#) , [wait](#)

4.3.1.15 DynamicObjectDelegate

```
public interface DynamicObjectDelegate {
// Public Methods

    public abstract ColumnMetadata[] columnMetadata();

    public abstract Boolean found();

    public abstract void found(
        Boolean found);

    public abstract Object get(
        int columnNumber);

    public abstract void release();

    public abstract void set(
        int columnNumber,
        Object value);

    public abstract boolean wasReleased();
}
```

4.3.1.16 LockMode

Lock modes for read operations.

- SHARED: Set a shared lock on rows

- EXCLUSIVE: Set an exclusive lock on rows
- READ_COMMITTED: Set no locks but read the most recent committed values

Synopsis

```
public final class LockMode,
    extends Enum<LockMode> {
// Public Static Fields

    public static final LockMode
        EXCLUSIVE ;

    public static final LockMode
        READ_COMMITTED ;

    public static final LockMode
        SHARED ;

// Public Static Methods

    public static LockMode valueOf(
        String name);

    public static LockMode[] values();
}
```

Methods inherited from java.lang.Enum: [compareTo](#), [equals](#), [getDeclaringClass](#), [hashCode](#), [name](#), [ordinal](#), [toString](#), [valueOf](#)

Methods inherited from java.lang.Object: [getClass](#), [notify](#), [notifyAll](#), [wait](#)

4.3.1.17 Query

A Query instance represents a specific query with bound parameters. The instance is created by the method

[com.mysql.clusterj.Session.<T>createQuery\(com.mysql.clusterj.query.QueryDefinition\)](#)

Synopsis

```
public interface Query<E> {
// Public Static Fields

    public static final String
        INDEX_USED
        = "IndexUsed";

    public static final String
        SCAN_TYPE
        = "ScanType";

    public static final String
        SCAN_TYPE_INDEX_SCAN
        = "INDEX_SCAN";

    public static final String
        SCAN_TYPE_PRIMARY_KEY
        = "PRIMARY_KEY";

    public static final String
        SCAN_TYPE_TABLE_SCAN
        = "TABLE_SCAN";

    public static final String
        SCAN_TYPE_UNIQUE_KEY
        = "UNIQUE_KEY";

// Public Methods
```

```

public abstract int deletePersistentAll();

public abstract Results<E> execute(
    Object parameter);

public abstract Results<E> execute(
    Object[] parameters);

public abstract Results<E> execute(
    Map<String, ?> parameters);

public abstract Map<String, Object> explain();

public abstract List<E> getResultList();

public abstract void setLimits(
    long skip,
    long limit);

public abstract void setOrdering(
    Ordering ordering,
    String[] orderingFields);

public abstract void setParameter(
    String parameterName,
    Object value);
}

```

INDEX_USED

```

public static final String
    INDEX_USED
    = "IndexUsed";

```

The query explain index used key

SCAN_TYPE

```

public static final String
    SCAN_TYPE
    = "ScanType";

```

The query explain scan type key

SCAN_TYPE_INDEX_SCAN

```

public static final String
    SCAN_TYPE_INDEX_SCAN
    = "INDEX_SCAN";

```

The query explain scan type value for index scan

SCAN_TYPE_PRIMARY_KEY

```

public static final String
    SCAN_TYPE_PRIMARY_KEY
    = "PRIMARY_KEY";

```

The query explain scan type value for primary key

SCAN_TYPE_TABLE_SCAN

```

public static final String
    SCAN_TYPE_TABLE_SCAN
    = "TABLE_SCAN";

```

The query explain scan type value for table scan

SCAN_TYPE_UNIQUE_KEY

```
public static final String
SCAN_TYPE_UNIQUE_KEY
= "UNIQUE_KEY";
```

The query explain scan type value for unique key

deletePersistentAll()

```
public abstract int deletePersistentAll();
```

Delete the instances that satisfy the query criteria.

Table 4.35 deletePersistentAll()

Parameter	Description
<i>return</i>	the number of instances deleted

execute(Map<String, ?>)

```
public abstract Results<E> execute(
Map<String, ?> parameters);
```

Execute the query with one or more named parameters. Parameters are resolved by name.

Table 4.36 execute(Map<String, ?>)

Parameter	Description
parameters	the parameters
<i>return</i>	the result

execute(Object...)

```
public abstract Results<E> execute(
Object[] parameters);
```

Execute the query with one or more parameters. Parameters are resolved in the order they were declared in the query.

Table 4.37 execute(Object...)

Parameter	Description
parameters	the parameters
<i>return</i>	the result

execute(Object)

```
public abstract Results<E> execute(
Object parameter);
```

Execute the query with exactly one parameter.

Table 4.38 execute(Object)

Parameter	Description
parameter	the parameter
<i>return</i>	the result

explain()

```
public abstract Map<String, Object> explain();
```

Explain how this query will be or was executed. If called before binding all parameters, throws `ClusterJUserException`. Return a map of key:value pairs that explain how the query will be or was executed. Details can be obtained by calling `toString` on the value. The following keys are returned:

- `ScanType`: the type of scan, with values:
 - `PRIMARY_KEY`: the query used key lookup with the primary key
 - `UNIQUE_KEY`: the query used key lookup with a unique key
 - `INDEX_SCAN`: the query used a range scan with a non-unique key
 - `TABLE_SCAN`: the query used a table scan
- `IndexUsed`: the name of the index used, if any

Table 4.39 explain()

Parameter	Description
<i>return</i>	the data about the execution of this query

Exceptions

`ClusterJUserException` if not all parameters are bound

getResultList()

```
public abstract List<E> getResultList();
```

Get the results as a list.

Table 4.40 getResultList()

Parameter	Description
<i>return</i>	the result

Exceptions

`ClusterJUserException` if not all parameters are bound

`ClusterJDatastoreException` if an exception is reported by the datastore

setLimits(long, long)

```
public abstract void setLimits(
    long skip,
    long limit);
```

Set limits on results to return. The execution of the query is modified to return only a subset of results. If the filter would normally return 100 instances, skip is set to 50, and limit is set to 40, then the first 50 results that would have been returned are skipped, the next 40 results are returned and the remaining 10 results are ignored.

The parameter skip must be greater than or equal to 0 (see an exception below) and limit must be greater than or equal to 0.

When used with `deletePersistentAll`, skip must be 0, and the instances should be deleted iteratively until the count of deleted instances is less than the batch size. For example:

```
/* Delete in batches */
query.setLimits(0, DeleteBatchSize);
int result = 0;
do { result = query.deletePersistentAll();
```

```
System.out.println("Batch result: " + result);
} while(result == DeleteBatchSize);
```

Table 4.41 setLimits(long, long)

Parameter	Description
skip	the number of results to skip
limit	the number of results to return after skipping; use Long.MAX_VALUE for no limit.

setOrdering(Query.Ordering, String...)

```
public abstract void setOrdering(
    Ordering ordering,
    String[] orderingFields);
```

Set ordering for the results of this query. The execution of the query is modified to use an index previously defined.

- There must be an index defined on the columns mapped to the ordering fields, in the order of the ordering fields.
- There must be no gaps in the ordering fields relative to the index.
- All ordering fields must be in the index, but not all fields in the index need be in the ordering fields.
- If an "in" predicate is used in the filter on a field in the ordering, it can only be used with the first field.
- If any of these conditions is violated, ClusterJUserException is thrown when the query is executed.

If an "in" predicate is used, each element in the parameter defines a separate range, and ordering is performed within that range. There may be a better (more efficient) index based on the filter, but specifying the ordering will force the query to use an index that contains the ordering fields.

Table 4.42 setOrdering(Query.Ordering, String...)

Parameter	Description
ordering	either Ordering.ASCENDING or Ordering.DESCEDING
orderingFields	the fields to order by

setParameter(String, Object)

```
public abstract void setParameter(
    String parameterName,
    Object value);
```

Set the value of a parameter. If called multiple times for the same parameter, silently replace the value.

Table 4.43 setParameter(String, Object)

Parameter	Description
parameterName	the name of the parameter
value	the value for the parameter

4.3.1.18 Query.Ordering

Ordering

Synopsis

```
public static final class Query.Ordering,
```

```

    extends Enum<Ordering> {
// Public Static Fields

    public static final Ordering
        ASCENDING ;

    public static final Ordering
        DESCENDING ;

// Public Static Methods

    public static Ordering valueOf(
        String name);

    public static Ordering[] values();
}

```

Methods inherited from java.lang.Enum: [compareTo](#) , [equals](#) , [getDeclaringClass](#) , [hashCode](#) , [name](#) , [ordinal](#) , [toString](#) , [valueOf](#)

Methods inherited from java.lang.Object: [getClass](#) , [notify](#) , [notifyAll](#) , [wait](#)

4.3.1.19 Results

Results of a query.

Synopsis

```

public interface Results<E>,
    extends Iterable<E> {
// Public Methods

    public abstract Iterator<E> iterator();
}

```

iterator()

```
public abstract Iterator<E> iterator();
```

Specified by: Method [iterator](#) in interface [Iterable](#)

Get an iterator over the results of a query.

Table 4.44 iterator()

Parameter	Description
<i>return</i>	the iterator

4.3.1.20 Session

Session is the primary user interface to the cluster. Session extends `AutoCloseable` so it can be used in the try-with-resources pattern. This pattern allows the application to create a session in the try declaration and regardless of the outcome of the try/catch/finally block, clusterj will clean up and close the session. If the try block exits with an open transaction, the transaction will be rolled back before the session is closed.

Synopsis

```

public interface Session,
    extends AutoCloseable {
// Public Methods

    public abstract void close();

    public abstract Query<T> createQuery(

```

```
    QueryDefinition<T> qd);

    public abstract Transaction currentTransaction();

    public abstract void deletePersistent(
        Class<T> cls,
        Object key);

    public abstract void deletePersistent(
        Object instance);

    public abstract int deletePersistentAll(
        Class<T> cls);

    public abstract void deletePersistentAll(
        Iterable<?> instances);

    public abstract T find(
        Class<T> cls,
        Object key);

    public abstract void flush();

    public abstract Boolean found(
        Object instance);

    public abstract QueryBuilder getQueryBuilder();

    public abstract boolean isClosed();

    public abstract T load(
        T instance);

    public abstract T makePersistent(
        T instance);

    public abstract Iterable<?> makePersistentAll(
        Iterable<?> instances);

    public abstract void markModified(
        Object instance,
        String fieldName);

    public abstract T newInstance(
        Class<T> cls);

    public abstract T newInstance(
        Class<T> cls,
        Object key);

    public abstract void persist(
        Object instance);

    public abstract T release(
        T obj);

    public abstract void remove(
        Object instance);

    public abstract T savePersistent(
        T instance);

    public abstract Iterable<?> savePersistentAll(
        Iterable<?> instances);

    public abstract void setLockMode(
        LockMode lockmode);

    public abstract void setPartitionKey(
        Class<?> cls,
        Object key);
```

```

public abstract String unloadSchema(
    Class<?> cls);

public abstract void updatePersistent(
    Object instance);

public abstract void updatePersistentAll(
    Iterable<?> instances);
}

```

close()

```
public abstract void close();
```

Specified by: Method `close` in interface `AutoCloseable`

Close this session.

createQuery(QueryDefinition<T>)

```
public abstract Query<T> createQuery(
    QueryDefinition<T> qd);
```

Create a Query from a QueryDefinition.

Table 4.45 `createQuery(QueryDefinition<T>)`

Parameter	Description
qd	the query definition
<i>return</i>	the query instance

currentTransaction()

```
public abstract Transaction currentTransaction();
```

Get the current `com.mysql.clusterj.Transaction`.

Table 4.46 `currentTransaction()`

Parameter	Description
<i>return</i>	the transaction

deletePersistent(Class<T>, Object)

```
public abstract void deletePersistent(
    Class<T> cls,
    Object key);
```

Delete an instance of a class from the database given its primary key. For single-column keys, the key parameter is a wrapper (e.g. Integer). For multi-column keys, the key parameter is an Object[] in which elements correspond to the primary keys in order as defined in the schema.

Table 4.47 `deletePersistent(Class<T>, Object)`

Parameter	Description
cls	the interface or dynamic class
key	the primary key

deletePersistent(Object)

```
public abstract void deletePersistent(
```



```
Object instance);
```

Delete the instance from the database. Only the id field is used to determine which instance is to be deleted. If the instance does not exist in the database, an exception is thrown.

Table 4.48 deletePersistent(Object)

Parameter	Description
instance	the instance to delete

deletePersistentAll(Class<T>)

```
public abstract int deletePersistentAll(
    Class<T> cls);
```

Delete all instances of this class from the database. No exception is thrown even if there are no instances in the database.

Table 4.49 deletePersistentAll(Class<T>)

Parameter	Description
cls	the interface or dynamic class
<i>return</i>	the number of instances deleted

deletePersistentAll(Iterable<?>)

```
public abstract void deletePersistentAll(
    Iterable<?> instances);
```

Delete all parameter instances from the database.

Table 4.50 deletePersistentAll(Iterable<?>)

Parameter	Description
instances	the instances to delete

find(Class<T>, Object)

```
public abstract T find(
    Class<T> cls,
    Object key);
```

Find a specific instance by its primary key. The key must be of the same type as the primary key defined by the table corresponding to the cls parameter. The key parameter is the wrapped version of the primitive type of the key, e.g. Integer for INT key types, Long for BIGINT key types, or String for char and varchar types. For multi-column primary keys, the key parameter is an Object[], each element of which is a component of the primary key. The elements must be in the order of declaration of the columns (not necessarily the order defined in the CONSTRAINT ... PRIMARY KEY clause) of the CREATE TABLE statement.

Table 4.51 find(Class<T>, Object)

Parameter	Description
cls	the interface or dynamic class to find an instance of
key	the key of the instance to find
<i>return</i>	the instance of the interface or dynamic class with the specified key

flush()

```
public abstract void flush();
```

Flush deferred changes to the back end. Inserts, deletes, loads, and updates are sent to the back end.

found(Object)

```
public abstract Boolean found(
    Object instance);
```

Was the row corresponding to this instance found in the database?

Table 4.52 found(Object)

Parameter	Description
instance	the instance corresponding to the row in the database
<i>return</i>	<ul style="list-style-type: none"> • null if the instance is null or was created via newInstance and never loaded; • true if the instance was returned from a find or query or created via newInstance and successfully loaded; • false if the instance was created via newInstance and not found.

See Also [load\(T\)](#) , [newInstance\(java.lang.Class<T>, java.lang.Object\)](#)

getQueryBuilder()

```
public abstract QueryBuilder getQueryBuilder();
```

Get a QueryBuilder.

Table 4.53 getQueryBuilder()

Parameter	Description
<i>return</i>	the query builder

isClosed()

```
public abstract boolean isClosed();
```

Is this session closed?

Table 4.54 isClosed()

Parameter	Description
<i>return</i>	true if the session is closed

load(T)

```
public abstract T load(
    T instance);
```

Load the instance from the database into memory. Loading is asynchronous and will be executed when an operation requiring database access is executed: find, flush, or query. The instance must have been returned from find or query; or created via session.newInstance and its primary key initialized.

Table 4.55 load(T)

Parameter	Description
instance	the instance to load
<i>return</i>	the instance

See Also [found\(java.lang.Object\)](#)

makePersistent(T)

```
public abstract T makePersistent(
    T instance);
```

Insert the instance into the database. If the instance already exists in the database, an exception is thrown.

Table 4.56 makePersistent(T)

Parameter	Description
instance	the instance to insert
<i>return</i>	the instance

See Also [savePersistent\(T\)](#)

makePersistentAll(Iterable<?>)

```
public abstract Iterable<?> makePersistentAll(
    Iterable<?> instances);
```

Insert the instances into the database.

Table 4.57 makePersistentAll(Iterable<?>)

Parameter	Description
instances	the instances to insert.
<i>return</i>	the instances

markModified(Object, String)

```
public abstract void markModified(
    Object instance,
    String fieldName);
```

Mark the field in the object as modified so it is flushed.

Table 4.58 markModified(Object, String)

Parameter	Description
instance	the persistent instance
fieldName	the field to mark as modified

newInstance(Class<T>)

```
public abstract T newInstance(
    Class<T> cls);
```

Create an instance of an interface or dynamic class that maps to a table.

Table 4.59 newInstance(Class<T>)

Parameter	Description
cls	the interface for which to create an instance
<i>return</i>	an instance that implements the interface

newInstance(Class<T>, Object)

```
public abstract T newInstance(
    Class<T> cls,
    Object key);
```

Create an instance of an interface or dynamic class that maps to a table and set the primary key of the new instance. The new instance can be used to create, delete, or update a record in the database.

Table 4.60 newInstance(Class<T>, Object)

Parameter	Description
cls	the interface for which to create an instance
<i>return</i>	an instance that implements the interface

persist(Object)

```
public abstract void persist(
    Object instance);
```

Insert the instance into the database. This method has identical semantics to makePersistent.

Table 4.61 persist(Object)

Parameter	Description
instance	the instance to insert

release(T)

```
public abstract T release(
    T obj);
```

Release resources associated with an instance. The instance must be a domain object obtained via session.newInstance(T.class), find(T.class), or query; or Iterable, or array T[]. Resources released can include direct buffers used to hold instance data. Released resources may be returned to a pool.

Table 4.62 release(T)

Parameter	Description
obj	a domain object of type T, an Iterable, or array T[]
<i>return</i>	the input parameter

Exceptions

[ClusterJUserException](#) if the instance is not a domain object T, Iterable, or array T[], or if the object is used after calling this method.

remove(Object)

```
public abstract void remove(
    Object instance);
```

Delete the instance from the database. This method has identical semantics to deletePersistent.

Table 4.63 remove(Object)

Parameter	Description
instance	the instance to delete

savePersistent(T)

```
public abstract T savePersistent(
    T instance);
```

Save the instance in the database without checking for existence. The id field is used to determine which instance is to be saved. If the instance exists in the database it will be updated. If the instance does not exist, it will be created.

Table 4.64 savePersistent(T)

Parameter	Description
instance	the instance to update

savePersistentAll(Iterable<?>)

```
public abstract Iterable<?> savePersistentAll(
    Iterable<?> instances);
```

Update all parameter instances in the database.

Table 4.65 savePersistentAll(Iterable<?>)

Parameter	Description
instances	the instances to update

setLockMode(LockMode)

```
public abstract void setLockMode(
    LockMode lockmode);
```

Set the lock mode for read operations. This will take effect immediately and will remain in effect until this session is closed or this method is called again.

Table 4.66 setLockMode(LockMode)

Parameter	Description
lockmode	the LockMode

setPartitionKey(Class<?>, Object)

```
public abstract void setPartitionKey(
    Class<?> cls,
    Object key);
```

Set the partition key for the next transaction. The key must be of the same type as the primary key defined by the table corresponding to the cls parameter. The key parameter is the wrapped version of the primitive type of the key, e.g. Integer for INT key types, Long for BIGINT key types, or String for char and varchar types. For multi-column primary keys, the key parameter is an Object[], each element of which is a component of the primary key. The elements must be in the order of declaration of the columns (not necessarily the order defined in the CONSTRAINT ... PRIMARY KEY clause) of the CREATE TABLE statement.

Table 4.67 setPartitionKey(Class<?>, Object)

Parameter	Description
key	the primary key of the mapped table

Exceptions

ClusterJUserException	if a transaction is enlisted
ClusterJUserException	if a partition key is null
ClusterJUserException	if called twice in the same transaction
ClusterJUserException	if a partition key is the wrong type

unloadSchema(Class<?>)

```
public abstract String unloadSchema(
    Class<?> cls);
```

Unload the schema definition for a class. This must be done after the schema definition has changed in the database due to an alter table command. The next time the class is used the schema will be reloaded.

Table 4.68 unloadSchema(Class<?>)

Parameter	Description
cls	the class for which the schema is unloaded
<i>return</i>	the name of the schema that was unloaded

updatePersistent(Object)

```
public abstract void updatePersistent(
    Object instance);
```

Update the instance in the database without necessarily retrieving it. The id field is used to determine which instance is to be updated. If the instance does not exist in the database, an exception is thrown. This method cannot be used to change the primary key.

Table 4.69 updatePersistent(Object)

Parameter	Description
instance	the instance to update

updatePersistentAll(Iterable<?>)

```
public abstract void updatePersistentAll(
    Iterable<?> instances);
```

Update all parameter instances in the database.

Table 4.70 updatePersistentAll(Iterable<?>)

Parameter	Description
instances	the instances to update

4.3.1.21 SessionFactory

SessionFactory represents a cluster.

Synopsis

```
public interface SessionFactory {
    // Public Methods

    public abstract void close();

    public abstract State currentState();

    public abstract List<Integer> getConnectionPoolSessionCounts();

    public abstract int getRecvThreadActivationThreshold();

    public abstract short[] getRecvThreadCPUids();

    public abstract Session getSession();

    public abstract Session getSession(
        Map properties);

    public abstract void reconnect();

    public abstract void reconnect(
        int timeout);
```

```
public abstract void setRecvThreadActivationThreshold(
    int threshold);

public abstract void setRecvThreadCPUids(
    short[] cpuids);
}
```

close()

```
public abstract void close();
```

Close this session factory. Release all resources. Set the current state to Closed. When closed, calls to `getSession` will throw `ClusterJUserException`.

currentState()

```
public abstract State currentState();
```

Get the current state of this session factory.

Since 7.5.7

See Also [com.mysql.clusterj.SessionFactory.State](#)

getConnectionPoolSessionCounts()

```
public abstract List<Integer> getConnectionPoolSessionCounts();
```

Get a list containing the number of open sessions for each connection in the connection pool.

Since 7.3.14, 7.4.12, 7.5.2

getRecvThreadActivationThreshold()

```
public abstract int getRecvThreadActivationThreshold();
```

Get the receive thread activation threshold for all connections in the connection pool. 16 or higher means that receive threads are never used as receivers. 0 means that the receive thread is always active, and that retains poll rights for its own exclusive use, effectively blocking all user threads from becoming receivers. In such cases care should be taken to ensure that the receive thread does not compete with the user thread for CPU resources; it is preferable for it to be locked to a CPU for its own exclusive use. The default is 8.

Since 7.5.7

getRecvThreadCPUids()

```
public abstract short[] getRecvThreadCPUids();
```

Get receive thread bindings to cpus for all connections in the connection pool. If a receive thread is not bound to a cpu, the corresponding value will be -1.

Since 7.5.7

getSession()

```
public abstract Session getSession();
```

Create a `Session` to use with the cluster, using all the properties of the `SessionFactory`.

Table 4.71 getSession()

Parameter	Description
<i>return</i>	the session

getSession(Map)

```
public abstract Session getSession(
    Map properties);
```

Create a session to use with the cluster, overriding some properties. Properties `PROPERTY_CLUSTER_CONNECTSTRING`, `PROPERTY_CLUSTER_DATABASE`, and `PROPERTY_CLUSTER_MAX_TRANSACTIONS` may not be overridden.

Table 4.72 getSession(Map)

Parameter	Description
properties	overriding some properties for this session
return	the session

reconnect()

```
public abstract void reconnect();
```

Reconnect this session factory using the most recent timeout value specified. The timeout may have been specified in the original session factory properties or may have been changed by an application call to `reconnect(int timeout)`.

See Also [reconnect\(int\)](#)

Since 7.5.7

reconnect(int)

```
public abstract void reconnect(
    int timeout);
```

Disconnect and reconnect this session factory using the specified timeout value and change the saved timeout value. This is a heavyweight method and should be used rarely. It is intended for cases where the process in which clusterj is running has lost connectivity to the cluster and is not able to function normally. Reconnection is done in several phases. First, the session factory is set to state `Reconnecting` and a reconnect thread is started to manage the reconnection procedure. In the `Reconnecting` state, the `getSession` methods throw `ClusterJUserException` and the connection pool is quiesced until all sessions have closed. If sessions fail to close normally after timeout seconds, the sessions are forced to close. Next, all connections in the connection pool are closed, which frees their connection slots in the cluster. Finally, the connection pool is recreated using the original connection pool properties and the state is set to `Open`. The reconnection procedure is asynchronous. To observe the progress of the procedure, use the methods `currentState` and `getConnectionPoolSessionCounts`. If the timeout value is non-zero, automatic reconnection will be done by the clusterj implementation upon recognizing that a network failure has occurred. If the timeout value is 0, automatic reconnection is disabled. If the current state of this session factory is `Reconnecting`, this method silently does nothing.

Table 4.73 reconnect(int)

Parameter	Description
timeout	the timeout value in seconds; 0 to disable automatic reconnection

Since 7.5.7

setRecvThreadActivationThreshold(int)

```
public abstract void setRecvThreadActivationThreshold(
    int threshold);
```

Set the receive thread activation threshold for all connections in the connection pool. 16 or higher means that receive threads are never used as receivers. 0 means that the receive thread is always

active, and that retains poll rights for its own exclusive use, effectively blocking all user threads from becoming receivers. In such cases care should be taken to ensure that the receive thread does not compete with the user thread for CPU resources; it is preferable for it to be locked to a CPU for its own exclusive use. The default is 8.

Exceptions

`ClusterJUserException` if the value is negative

`ClusterJFatalInternalException` if the method fails due to some internal reason.

Since 7.5.7

setRecvThreadCPUids(short[])

```
public abstract void setRecvThreadCPUids(
    short[] cpuids);
```

Bind receive threads to cpuids for all connections in the connection pool. Specify -1 to unset receive thread cpu binding for a connection. The cpuid must be between 0 and the number of cpus in the machine.

Exceptions

`ClusterJUserException` if the cpuid is illegal or if the number of elements in cpuids is not equal to the number of connections in the connection pool.

`ClusterJFatalInternalException` if the binding fails due to some internal reason.

Since 7.5.7

4.3.1.22 SessionFactory.State

State of this session factory

Synopsis

```
public static final class SessionFactory.State,
    extends Enum<State> {
    // Public Static Fields

    public static final State
        Closed ;

    public static final State
        Open ;

    public static final State
        Reconnecting ;

    // Public Static Methods

    public static State valueOf(
        String name);

    public static State[] values();
}
```

Methods inherited from java.lang.Enum: `compareTo`, `equals`, `getDeclaringClass`, `hashCode`, `name`, `ordinal`, `toString`, `valueOf`

Methods inherited from java.lang.Object: `getClass`, `notify`, `notifyAll`, `wait`

Since 7.5.7

4.3.1.23 SessionFactoryService

This interface defines the service to create a SessionFactory from a Map<String, String> of properties.

Synopsis

```
public interface SessionFactoryService {
// Public Methods

    public abstract SessionFactory getSessionFactory(
        Map<String, String> props);
}
```

getSessionFactory(Map<String, String>)

```
public abstract SessionFactory getSessionFactory(
    Map<String, String> props);
```

Create or get a session factory. If a session factory with the same value for PROPERTY_CLUSTER_CONNECTSTRING has already been created in the VM, the existing factory is returned, regardless of whether other properties of the factory are the same as specified in the Map.

Table 4.74 getSessionFactory(Map<String, String>)

Parameter	Description
props	the properties for the session factory, in which the keys are defined in Constants and the values describe the environment
return	the session factory

See Also

[com.mysql.clusterj.Constants](#)

4.3.1.24 Transaction

Transaction represents a user transaction active in the cluster.

Synopsis

```
public interface Transaction {
// Public Methods

    public abstract void begin();

    public abstract void commit();

    public abstract boolean getRollbackOnly();

    public abstract boolean isActive();

    public abstract void rollback();

    public abstract void setRollbackOnly();
}
```

begin()

```
public abstract void begin();
```

Begin a transaction.

commit()

```
public abstract void commit();
```

Commit a transaction.

getRollbackOnly()

```
public abstract boolean getRollbackOnly();
```

Has this transaction been marked for rollback only?

Table 4.75 getRollbackOnly()

Parameter	Description
<i>return</i>	true if the transaction has been marked for rollback only

isActive()

```
public abstract boolean isActive();
```

Is there a transaction currently active?

Table 4.76 isActive()

Parameter	Description
<i>return</i>	true if a transaction is active

rollback()

```
public abstract void rollback();
```

Roll back a transaction.

setRollbackOnly()

```
public abstract void setRollbackOnly();
```

Mark this transaction as rollback only. After this method is called, `commit()` will roll back the transaction and throw an exception; `rollback()` will roll back the transaction and not throw an exception.

4.3.2 com.mysql.clusterj.annotation

This package provides annotations for domain object model interfaces mapped to database tables.

4.3.2.1 Column

Annotation for a column in the database.

Synopsis

```
@Target(value={java.lang.annotation.ElementType.FIELD, java.lang.annotation.ElementType.METHOD}) @Retention(RetentionPolicy.RUNTIME)
public class Column {
    public String
        name ;

    public String
        allowsNull ;

    public String
        defaultValue ;
}
```

allowsNull

Whether the column allows null values to be inserted. This overrides the database definition and requires that the application provide non-null values for the database column.

Table 4.77 allowsNull

Parameter	Description
<i>return</i>	whether the column allows null values to be inserted

defaultValue

Default value for this column.

Table 4.78 defaultValue

Parameter	Description
<i>return</i>	the default value for this column

name

Name of the column.

Table 4.79 name

Parameter	Description
<i>return</i>	the name of the column

4.3.2.2 Columns

Annotation for a group of columns. This annotation is used for multi-column structures such as indexes and keys.

Synopsis

```
@Target(value={java.lang.annotation.ElementType.FIELD, java.lang.annotation.ElementType.METHOD, java.lang.a
    public Column[]
        value ;
}
```

value

The columns annotation information.

Table 4.80 value

Parameter	Description
<i>return</i>	the columns

4.3.2.3 Extension

Annotation for a non-standard extension.

Synopsis

```
@Target(value={java.lang.annotation.ElementType.TYPE, java.lang.annotation.ElementType.FIELD, java.lang.an
    public String
        vendorName ;

    public String
        key ;

    public String
        value ;
```

}

key

The key for the extension (required).

Table 4.81 key

Parameter	Description
<i>return</i>	the key

value

The value for the extension (required).

Table 4.82 value

Parameter	Description
<i>return</i>	the value

vendorName

Vendor that the extension applies to (required to make the key unique).

Table 4.83 vendorName

Parameter	Description
<i>return</i>	the vendor

4.3.2.4 Extensions

Annotation for a group of extensions.

Synopsis

```
@Target(value={java.lang.annotation.ElementType.TYPE, java.lang.annotation.ElementType.FIELD, java.lang
    public Extension[]
        value ;
}
```

value

The extensions.

Table 4.84 value

Parameter	Description
<i>return</i>	the extensions

4.3.2.5 Index

Annotation for a database index.

Synopsis

```
@Target(value={java.lang.annotation.ElementType.TYPE, java.lang.annotation.ElementType.FIELD, java.lang
    public String
        name ;
```

```

public String
    unique ;

public Column[]
    columns ;
}

```

columns

Columns that compose this index.

Table 4.85 columns

Parameter	Description
<i>return</i>	columns that compose this index

name

Name of the index

Table 4.86 name

Parameter	Description
<i>return</i>	the name of the index

unique

Whether this index is unique

Table 4.87 unique

Parameter	Description
<i>return</i>	whether this index is unique

4.3.2.6 Indices

Annotation for a group of indices. This is used on a class where there are multiple indices defined.

Synopsis

```

@Target(value=java.lang.annotation.ElementType.TYPE) @Retention(value=java.lang.annotation.RetentionPolicy.
public Index[]
    value ;
}

```

value

The indices.

Table 4.88 value

Parameter	Description
<i>return</i>	The indices

4.3.2.7 Lob

Annotation for a Large Object (lob). This annotation can be used with byte[] and InputStream types for binary columns; and with String and InputStream types for character columns.

Synopsis

```
@Target(value={java.lang.annotation.ElementType.FIELD, java.lang.annotation.ElementType.METHOD}) @Retention(RetentionPolicy.RUNTIME)
```

4.3.2.8 NotPersistent

Annotation to specify that the member is not persistent. If used, this is the only annotation allowed on a member.

Synopsis

```
@Target(value={java.lang.annotation.ElementType.FIELD, java.lang.annotation.ElementType.METHOD}) @Retention(RetentionPolicy.RUNTIME)
```

4.3.2.9 NullValue

Enumeration of the "null-value" behavior values. This behavior is specified in the `@Persistent` annotation.

Synopsis

```
public final class NullValue,
    extends Enum<NullValue> {
    // Public Static Fields

    public static final NullValue
        DEFAULT ;

    public static final NullValue
        EXCEPTION ;

    public static final NullValue
        NONE ;

    // Public Static Methods

    public static NullValue valueOf(
        String name);

    public static NullValue[] values();
}
```

Methods inherited from `java.lang.Enum`: `compareTo`, `equals`, `getDeclaringClass`, `hashCode`, `name`, `ordinal`, `toString`, `valueOf`

Methods inherited from `java.lang.Object`: `getClass`, `notify`, `notifyAll`, `wait`

4.3.2.10 PartitionKey

Annotation on a class or member to define the partition key. If annotating a class or interface, either a single column or multiple columns can be specified. If annotating a member, neither column nor columns should be specified.

Synopsis

```
@Target(value={java.lang.annotation.ElementType.TYPE, java.lang.annotation.ElementType.FIELD, java.lang.annotation.ElementType.METHOD}) @Retention(RetentionPolicy.RUNTIME)
```

```
public String
    column ;

public Column[]
    columns ;

}
```

column

Name of the column to use for the partition key

Table 4.89 column

Parameter	Description
<i>return</i>	the name of the column to use for the partition key

columns

The column(s) for the partition key

Table 4.90 columns

Parameter	Description
<i>return</i>	the column(s) for the partition key

4.3.2.11 PersistenceCapable

Annotation for whether the class or interface is persistence-capable.

Synopsis

```
@Target(value=java.lang.annotation.ElementType.TYPE) @Retention(value=java.lang.annotation.RetentionPolicy.
public String
    table ;

public String
    database ;

public String
    schema ;
}
```

4.3.2.12 PersistenceModifier

Enumeration of the persistence-modifier values for a member.

Synopsis

```
public final class PersistenceModifier,
    extends Enum<PersistenceModifier> {
// Public Static Fields

    public static final PersistenceModifier
        NONE ;

    public static final PersistenceModifier
        PERSISTENT ;

    public static final PersistenceModifier
        UNSPECIFIED ;

// Public Static Methods

    public static PersistenceModifier valueOf(
        String name);

    public static PersistenceModifier[] values();
}
```

Methods inherited from java.lang.Enum: [compareTo](#), [equals](#), [getDeclaringClass](#), [hashCode](#), [name](#), [ordinal](#), [toString](#), [valueOf](#)

Methods inherited from java.lang.Object: [getClass](#) , [notify](#) , [notifyAll](#) , [wait](#)

4.3.2.13 Persistent

Annotation for defining the persistence of a member.

Synopsis

```
@Target(value={java.lang.annotation.ElementType.FIELD, java.lang.annotation.ElementType.METHOD}) @Retention(RetentionPolicy.RUNTIME)
public class Persistent {
    public NullValue
        nullValue ;

    public String
        primaryKey ;

    public String
        column ;

    public Extension[]
        extensions ;
}
```

column

Column name where the values are stored for this member.

Table 4.91 column

Parameter	Description
<i>return</i>	the name of the column

extensions

Non-standard extensions for this member.

Table 4.92 extensions

Parameter	Description
<i>return</i>	the non-standard extensions

nullValue

Behavior when this member contains a null value.

Table 4.93 nullValue

Parameter	Description
<i>return</i>	the behavior when this member contains a null value

primaryKey

Whether this member is part of the primary key for the table. This is equivalent to specifying `@PrimaryKey` as a separate annotation on the member.

Table 4.94 primaryKey

Parameter	Description
<i>return</i>	whether this member is part of the primary key

4.3.2.14 PrimaryKey

Annotation on a member to define it as a primary key member of a class or persistent interface.

Synopsis

```
@Target(value={java.lang.annotation.ElementType.TYPE, java.lang.annotation.ElementType.FIELD, java.lang.annotation.ElementType.METHOD})
public String
    name ;

public String
    column ;

public Column[]
    columns ;
}
```

column

Name of the column to use for the primary key

Table 4.95 column

Parameter	Description
<i>return</i>	the name of the column to use for the primary key

columns

The column(s) for the primary key

Table 4.96 columns

Parameter	Description
<i>return</i>	the column(s) for the primary key

name

Name of the primary key constraint

Table 4.97 name

Parameter	Description
<i>return</i>	the name of the primary key constraint

4.3.2.15 Projection

Annotation on a type to define it as a projection of a table. Only the columns mapped to persistent fields/methods will be used when performing operations on the table.

Synopsis

```
@Target(value=java.lang.annotation.ElementType.TYPE) @Retention(value=java.lang.annotation.RetentionPolicy.CLASS)
}
```

4.3.3 com.mysql.clusterj.query

Provides interfaces for building queries for ClusterJ.

4.3.3.1 Predicate

Used to combine multiple predicates with boolean operations.

Synopsis

```
public interface Predicate {
// Public Methods

    public abstract Predicate and(
        Predicate predicate);

    public abstract Predicate not();

    public abstract Predicate or(
        Predicate predicate);
}
```

and(Predicate)

```
public abstract Predicate and(
    Predicate predicate);
```

Combine this Predicate with another, using the "and" semantic.

Table 4.98 and(Predicate)

Parameter	Description
predicate	the other predicate
<i>return</i>	a new Predicate combining both Predicates

not()

```
public abstract Predicate not();
```

Negate this Predicate.

Table 4.99 not()

Parameter	Description
<i>return</i>	this predicate

or(Predicate)

```
public abstract Predicate or(
    Predicate predicate);
```

Combine this Predicate with another, using the "or" semantic.

Table 4.100 or(Predicate)

Parameter	Description
predicate	the other predicate
<i>return</i>	a new Predicate combining both Predicates

4.3.3.2 PredicateOperand

PredicateOperand represents a column or parameter that can be compared to another

Synopsis

```
public interface PredicateOperand {
// Public Methods

    public abstract Predicate between(
```

```

    PredicateOperand lower,
    PredicateOperand upper);

public abstract Predicate equal(
    PredicateOperand other);

public abstract Predicate greaterEqual(
    PredicateOperand other);

public abstract Predicate greaterThan(
    PredicateOperand other);

public abstract Predicate in(
    PredicateOperand other);

public abstract Predicate isNotNull();

public abstract Predicate isNull();

public abstract Predicate lessEqual(
    PredicateOperand other);

public abstract Predicate lessThan(
    PredicateOperand other);

public abstract Predicate like(
    PredicateOperand other);
}

```

between(PredicateOperand, PredicateOperand)

```

public abstract Predicate between(
    PredicateOperand lower,
    PredicateOperand upper);

```

Return a Predicate representing comparing this to another using "between" semantics.

Table 4.101 between(PredicateOperand, PredicateOperand)

Parameter	Description
lower	another PredicateOperand
upper	another PredicateOperand
<i>return</i>	a new Predicate

equal(PredicateOperand)

```

public abstract Predicate equal(
    PredicateOperand other);

```

Return a Predicate representing comparing this to another using "equal to" semantics.

Table 4.102 equal(PredicateOperand)

Parameter	Description
other	the other PredicateOperand
<i>return</i>	a new Predicate

greaterEqual(PredicateOperand)

```

public abstract Predicate greaterEqual(
    PredicateOperand other);

```

Return a Predicate representing comparing this to another using "greater than or equal to" semantics.

Table 4.103 greaterEqual(PredicateOperand)

Parameter	Description
other	the other PredicateOperand
<i>return</i>	a new Predicate

greaterThan(PredicateOperand)

```
public abstract Predicate greaterThan(
    PredicateOperand other);
```

Return a Predicate representing comparing this to another using "greater than" semantics.

Table 4.104 greaterThan(PredicateOperand)

Parameter	Description
other	the other PredicateOperand
<i>return</i>	a new Predicate

in(PredicateOperand)

```
public abstract Predicate in(
    PredicateOperand other);
```

Return a Predicate representing comparing this to a collection of values using "in" semantics.

Table 4.105 in(PredicateOperand)

Parameter	Description
other	another PredicateOperand
<i>return</i>	a new Predicate

isNotNull()

```
public abstract Predicate isNotNull();
```

Return a Predicate representing comparing this to not null.

Table 4.106 isNotNull()

Parameter	Description
<i>return</i>	a new Predicate

isNull()

```
public abstract Predicate isNull();
```

Return a Predicate representing comparing this to null.

Table 4.107 isNull()

Parameter	Description
<i>return</i>	a new Predicate

lessEqual(PredicateOperand)

```
public abstract Predicate lessEqual(
    PredicateOperand other);
```

Return a Predicate representing comparing this to another using "less than or equal to" semantics.

Table 4.108 lessEqual(PredicateOperand)

Parameter	Description
other	the other PredicateOperand
<i>return</i>	a new Predicate

lessThan(PredicateOperand)

```
public abstract Predicate lessThan(
    PredicateOperand other);
```

Return a Predicate representing comparing this to another using "less than" semantics.

Table 4.109 lessThan(PredicateOperand)

Parameter	Description
other	the other PredicateOperand
<i>return</i>	a new Predicate

like(PredicateOperand)

```
public abstract Predicate like(
    PredicateOperand other);
```

Return a Predicate representing comparing this to another using "like" semantics.

Table 4.110 like(PredicateOperand)

Parameter	Description
other	another PredicateOperand
<i>return</i>	a new Predicate

4.3.3.3 QueryBuilder

QueryBuilder represents a factory for queries.

Synopsis

```
public interface QueryBuilder {
    // Public Methods

    public abstract QueryDomainType<T> createQueryDefinition(
        Class<T> cls);
}
```

See Also [getQueryBuilder\(\)](#)

createQueryDefinition(Class<T>)

```
public abstract QueryDomainType<T> createQueryDefinition(
    Class<T> cls);
```

Create a QueryDefinition to define queries.

Table 4.111 createQueryDefinition(Class<T>)

Parameter	Description
cls	the class of the type to be queried
<i>return</i>	the QueryDomainType to define the query

4.3.3.4 QueryDefinition

QueryDefinition allows users to define queries.

Synopsis

```
public interface QueryDefinition<E> {
// Public Methods

    public abstract Predicate not(
        Predicate predicate);

    public abstract PredicateOperand param(
        String parameterName);

    public abstract QueryDefinition<E> where(
        Predicate predicate);
}
```

not(Predicate)

```
public abstract Predicate not(
    Predicate predicate);
```

Convenience method to negate a predicate.

Table 4.112 not(Predicate)

Parameter	Description
predicate	the predicate to negate
<i>return</i>	the inverted predicate

param(String)

```
public abstract PredicateOperand param(
    String parameterName);
```

Specify a parameter for the query.

Table 4.113 param(String)

Parameter	Description
parameterName	the name of the parameter
<i>return</i>	the PredicateOperand representing the parameter

where(Predicate)

```
public abstract QueryDefinition<E> where(
    Predicate predicate);
```

Specify the predicate to satisfy the query.

Table 4.114 where(Predicate)

Parameter	Description
predicate	the Predicate
<i>return</i>	this query definition

4.3.3.5 QueryDomainType

QueryDomainType represents the domain type of a query. The domain type validates property names that are used to filter results.

Synopsis

```
public interface QueryDomainType<E>,
    extends QueryDefinition<E> {
    // Public Methods

    public abstract PredicateOperand get(
        String propertyName);

    public abstract Class<E> getType();
}
```

get(String)

```
public abstract PredicateOperand get(
    String propertyName);
```

Get a PredicateOperand representing a property of the domain type.

Table 4.115 get(String)

Parameter	Description
propertyName	the name of the property
<i>return</i>	a representation the value of the property

getType()

```
public abstract Class<E> getType();
```

Get the domain type of the query.

Table 4.116 getType()

Parameter	Description
<i>return</i>	the domain type of the query

4.3.4 Constant field values

4.3.4.1 com.mysql.clusterj.*

Table 4.117 com.mysql.clusterj.*

Name	Description
DEFAULT_PROPERTY_CLUSTER_BYTE_BUFFER_SIZE	256, 0, 24, 102400, 1048576"
DEFAULT_PROPERTY_CLUSTER_CONNECT_AUTO_INCREMENT_BATCH_SIZE	10
DEFAULT_PROPERTY_CLUSTER_CONNECT_AUTO_INCREMENT_START	1
DEFAULT_PROPERTY_CLUSTER_CONNECT_AUTO_INCREMENT_STEP	1
DEFAULT_PROPERTY_CLUSTER_CONNECT_DELAY	5
DEFAULT_PROPERTY_CLUSTER_CONNECT_RETRIES	4
DEFAULT_PROPERTY_CLUSTER_CONNECT_TIMEOUT_AFTER	10
DEFAULT_PROPERTY_CLUSTER_CONNECT_TIMEOUT_BEFORE	10
DEFAULT_PROPERTY_CLUSTER_CONNECT_TIMEOUT_MGM	3000
DEFAULT_PROPERTY_CLUSTER_CONNECT_VERBOSE	0
DEFAULT_PROPERTY_CLUSTER_DATABASE	"test"
DEFAULT_PROPERTY_CLUSTER_MAX_TRANSACTIONS	1
DEFAULT_PROPERTY_CONNECTION_POOL_RECV_THREAD_ACTIVATION_THRESHOLD	100

Name	Description
DEFAULT_PROPERTY_CONNECTION_POOL_SIZE	
DEFAULT_PROPERTY_CONNECTION_RECONNECT_TIMEOUT	
ENV_CLUSTERJ_LOGGER_FACTORY_NAME	"CLUSTERJ_LOGGER_FACTORY"
PROPERTY_CLUSTER_BYTE_BUFFER_POOL_SIZES	"com.mysql.clusterj.byte.buffer.pool.sizes"
PROPERTY_CLUSTER_CONNECTION_SERVICE	"com.mysql.clusterj.connection.service"
PROPERTY_CLUSTER_CONNECTSTRING	"com.mysql.clusterj.connectstring"
PROPERTY_CLUSTER_CONNECT_AUTO_INCREMENT_BATCH_SIZE	"com.mysql.clusterj.connect.autoincrement.batchsize"
PROPERTY_CLUSTER_CONNECT_AUTO_INCREMENT_OFFSET	"com.mysql.clusterj.connect.autoincrement.offset"
PROPERTY_CLUSTER_CONNECT_AUTO_INCREMENT_INCREMENT	"com.mysql.clusterj.connect.autoincrement.increment"
PROPERTY_CLUSTER_CONNECT_DELAY	"com.mysql.clusterj.connect.delay"
PROPERTY_CLUSTER_CONNECT_RETRIES	"com.mysql.clusterj.connect.retries"
PROPERTY_CLUSTER_CONNECT_TIMEOUT_AFTER	"com.mysql.clusterj.connect.timeout.after"
PROPERTY_CLUSTER_CONNECT_TIMEOUT_BEFORE	"com.mysql.clusterj.connect.timeout.before"
PROPERTY_CLUSTER_CONNECT_TIMEOUT_MGM	"com.mysql.clusterj.connect.timeout.mgm"
PROPERTY_CLUSTER_CONNECT_VERBOSE	"com.mysql.clusterj.connect.verbose"
PROPERTY_CLUSTER_DATABASE	"com.mysql.clusterj.database"
PROPERTY_CLUSTER_MAX_TRANSACTIONS	"com.mysql.clusterj.max.transactions"
PROPERTY_CONNECTION_POOL_NODEIDS	"com.mysql.clusterj.connection.pool.nodeids"
PROPERTY_CONNECTION_POOL_RECV_THREAD_ACTIVATION_THRESHOLD	"com.mysql.clusterj.connection.pool.recv.thread.activation.threshold"
PROPERTY_CONNECTION_POOL_RECV_THREAD_CPU_IDS	"com.mysql.clusterj.connection.pool.recv.thread.cpuids"
PROPERTY_CONNECTION_POOL_SIZE	"com.mysql.clusterj.connection.pool.size"
PROPERTY_CONNECTION_RECONNECT_TIMEOUT	"com.mysql.clusterj.connection.reconnect.timeout"
PROPERTY_DEFER_CHANGES	"com.mysql.clusterj.defer.changes"
PROPERTY_JDBC_DRIVER_NAME	"com.mysql.clusterj.jdbc.driver"
PROPERTY_JDBC_PASSWORD	"com.mysql.clusterj.jdbc.password"
PROPERTY_JDBC_URL	"com.mysql.clusterj.jdbc.url"
PROPERTY_JDBC_USERNAME	"com.mysql.clusterj.jdbc.username"
SESSION_FACTORY_SERVICE_CLASS_NAME	"com.mysql.clusterj.SessionFactoryService"
SESSION_FACTORY_SERVICE_FILE_NAME	"META-INF/services/ com.mysql.clusterj.SessionFactoryService"

Table 4.118 com.mysql.clusterj.*

Name	Description
INDEX_USED	"IndexUsed"
SCAN_TYPE	"ScanType"
SCAN_TYPE_INDEX_SCAN	"INDEX_SCAN"
SCAN_TYPE_PRIMARY_KEY	"PRIMARY_KEY"
SCAN_TYPE_TABLE_SCAN	"TABLE_SCAN"
SCAN_TYPE_UNIQUE_KEY	"UNIQUE_KEY"

4.4 MySQL NDB Cluster Connector for Java: Limitations and Known Issues

This section discusses the limitations and known issues in the MySQL NDB Cluster Connector for Java APIs.

Known issues in ClusterJ:

- *Joins:* With ClusterJ, queries are limited to single tables. This is not a problem with JPA or JDBC, both of which support joins.
- *Database views:* Because MySQL database views do not use the [NDB](#) storage engine, ClusterJ applications cannot “see” views, and thus cannot access them. To work with views using Java, you should use JPA or JDBC.
- *Relations and inheritance:* ClusterJ does not support relations or inheritance. Tables are mapped one-to-one onto domain classes, and only single-table operations are supported. [NDB](#) tables support foreign keys, and foreign key constraints are enforced when using ClusterJ for inserts, updates, and deletes.
- *TIMESTAMP:* Currently, ClusterJ does not support the `TIMESTAMP` data type for a primary key field.

Known issues in JDBC and Connector/J: For information about limitations and known issues with JDBC and Connector/J, see [JDBC API Implementation Notes](#), and [Troubleshooting Connector/J Applications](#).

Known issues in NDB Cluster: For information about limitations and other known issues with NDB Cluster, see [Known Limitations of NDB Cluster](#).

Chapter 5 MySQL NoSQL Connector for JavaScript

Table of Contents

5.1 MySQL NoSQL Connector for JavaScript Overview	737
5.2 Installing the JavaScript Connector	737
5.3 Connector for JavaScript API Documentation	739
5.3.1 Batch	739
5.3.2 Context	739
5.3.3 Converter	741
5.3.4 Errors	742
5.3.5 Mynode	742
5.3.6 Session	745
5.3.7 SessionFactory	746
5.3.8 TableMapping and FieldMapping	746
5.3.9 TableMetadata	747
5.3.10 Transaction	748
5.4 Using the MySQL JavaScript Connector: Examples	749
5.4.1 Requirements for the Examples	749
5.4.2 Example: Finding Rows	753
5.4.3 Inserting Rows	754
5.4.4 Deleting Rows	756

This section provides information about the MySQL NoSQL Connector for JavaScript, a set of Node.js adapters for NDB Cluster and MySQL Server, which make it possible to write JavaScript applications for Node.js using MySQL data.



Important

Beginning with NDB 8.0.22, Node.js support is included only in NDB 8.0 and later.

Node.js support was removed from previous versions of NDB Cluster as of the following releases:

- *NDB 7.5 series*: NDB 7.5.20
- *NDB 7.6 series*: NDB 7.6.16

5.1 MySQL NoSQL Connector for JavaScript Overview

This connector differs in a number of key respects from most other MySQL Connectors and APIs. The interface is asynchronous, following the built-in Node.js event model. In addition, it employs a domain object model for data storage. Applications retrieve data in the form of fully-instantiated objects, rather than as rows and columns.

The MySQL Node.js adapter includes 2 drivers. The `ndb` driver accesses the `NDB` storage engine directly, using the NDB API (see [Chapter 2, The NDB API](#)). No MySQL Server is required for the `ndb` driver. The `mysql` driver uses a MySQL Server for its data source, and depends on the `node-mysql` Node.js module from <https://github.com/felixge/node-mysql/>. Regardless of the driver in use, no SQL statements are required; when using the Connector for JavaScript, Node.js applications employ data objects for all requests made to the database.

5.2 Installing the JavaScript Connector

This section covers basic installation and setup of the MySQL JavaScript Connector and its prerequisites. The Connector requires both Node.js and NDB Cluster to be installed first; you can install these in either order. In addition, the `mysql-js` adapter requires the `node-mysql` driver. Building the Connector also requires that your system have a working C++ compiler such as `gcc` or Microsoft Visual Studio.

To install all of the prerequisites for the JavaScript Connector, including `node-mysql`, you should perform the following steps:

1. **Node.js.** If you do not already have Node.js installed on your system, you can obtain it from <http://nodejs.org/download/>. In addition to source code, prebuilt binaries and installers are available for a number of platforms. Many Linux distributions also have Node.js in their repositories (you may need to add an alternative repository in your package manager).

NDB uses `node-gyp` for compiling add-on Node.js modules; for more information about this tool, see <https://npmjs.org/package/node-gyp>.

Beginning with NDB 8.0.22, `NDBCLUSTER` requires Node.js version 12.18.3 or later. Beginning with NDB 8.0.33, the minimum required Node.js version is 18.12.1.

Regardless of the method by which you obtain Node.js, keep in mind that the architecture of the version you install must match that of the NDB Cluster binaries you intend to use; you cannot, for example, install the JavaScript Connector using 64-bit Node.js and 32-bit NDB Cluster. If you do not know the architecture of your existing Node.js installation, you can determine this by checking the value of `global.process.arch`.

2. **NDB Cluster.** If NDB Cluster, including all header and library files, is not already installed on the system, install it (see [NDB Cluster Installation](#)).

As mentioned previously, you must make sure that the architecture (32-bit or 64-bit) is the same for both NDB Cluster and Node.js. You can check the architecture of an existing NDB Cluster installation in the output of `ndb_mgm -V`.

3. **node-mysql driver.** The `mysql-js` adapter also requires a working installation of the `node-mysql` driver from <https://github.com/felixge/node-mysql/>. You can install the driver using the Node.js `npm install` command; see the project website for the recommended version and package identifier.

Once the requirements just listed are met, you can find the files needed to install the MySQL Connector for JavaScript in `share/nodejs` in the NDB Cluster installation directory. (If you installed NDB Cluster as an RPM, this is `/usr/share/mysql/nodejs`.) To use the Node.js `npm` tool to perform a “best-guess” installation without any user intervention, change to the `share/nodejs` directory, then use `npm` as shown here:

```
$> npm install .
```

The final period (.) character is required. Note that you must run this command in `share/node.js` in the NDB Cluster installation directory.

You can test your installation using the supplied test program. This requires a running NDB Cluster, including a MySQL Server with a database named `test`. The `mysql` client executable must be in the path.

To run the test suite, change to the `test` directory, then execute command shown here:

```
$> node driver
```

By default, all servers are run on the local machine using default ports; this can be changed by editing the file `test/test_connection.js`, which is generated by running the test suite. If this file is not already present (see Bug #16967624), you can copy `share/nodejs/test/lib/test_connection.js` to the `test` directory for this purpose.

If you installed NDB Cluster to a nondefault location, you may need to export the `LD_LIBRARY_PATH` to enable the test suite. The test suite also requires that the `test` database be available on the MySQL server.

5.3 Connector for JavaScript API Documentation

This section contains prototype descriptions and other information for the MySQL Connector for JavaScript.

5.3.1 Batch

This class represents a batch of operations.

```
Batch extends Context
```

```
execute(Function(Object error) callback);
```

Execute this batch. When a batch is executed, all operations are executed; the callback for each operation is called when that operation is executed (operations are not performed in any particular order). The `execute()` function's `callback` is also called.

A batch is executed in the context of the session's current state: this is autocommit if a transaction has not been started; this also includes the default lock mode and the partition key.

```
clear();
```

Clear this batch without affecting the transaction state. After being cleared, the batch is still valid, but all operations previously defined are removed; this restores the batch to a clean state.

The callbacks for any operations that are defined for this batch are called with an error indicating that the batch has been cleared.

This function requires no arguments.

```
getSession();
```

Get the session from which this batch was created.

This function requires no arguments.

5.3.2 Context

`Context` is the supertype of `Session` and `Batch`. It contains functions that are executed immediately if called from a session, or when the batch is executed.

The `Mynode` implementation does not have any concept of a user and does not define any such property.

```
find(Function constructor, Object keys, Function(Object error, Object instance[, ...]) callback[, ...])
find(String tableName, Object keys, Function(Object error, Object instance[, ...]) callback[, ...]);
```

Find a specific instance based on a primary key or unique key value.

You can use either of two versions of this function. In the first version, the `constructor` parameter is the constructor function of a mapped domain object. Alternatively, you can use the `tableName` instead, in the second variant of the function.

For both versions of `find()`, the `keys` may be of any type. A key must uniquely identify a single row in the database. If `keys` is a simple type (number or string), then the parameter type must be the same type as or compatible with the primary key type of the mapped object. Otherwise, properties are taken from the parameter and matched against property names in the mapping. Primary key properties

are used if all are present, and other properties ignored. If *keys* cannot be used identify the primary key, property names corresponding to unique key columns are used instead. If no complete primary or unique key properties are found, an error is reported. The returned object is loaded based on the mapping and the current values in the database.

For multi-column primary or unique keys, all key fields must be set.

```
load(Object instance, Function(Object error) callback);
```

Load a specific instance by matching its primary or unique key with a database row, without creating a new domain object. (This is unlike `find()`, which creates a new, mapped domain object.)

The *instance* must have its primary or unique key value or values set. The mapped values in the object are loaded based on the current values in the database. Unmapped properties in the object are not changed.

Primary key properties are used if all are present, and all other properties are ignored; otherwise, property names corresponding to unique key columns are used. If no complete primary or unique key properties can be found, an error is reported.

The *callback* function is called with the parameters provided when the operation has completed. The *error* is the Node.js `Error` object; see [Section 5.3.4, “Errors”](#), for more information.

```
persist(Object instance, Function(Object error) callback);
persist(Function constructor, Object values, Function(Object error) callback);
persist(String tableName, Object values, Function(Object error) callback);
```

Insert an instance into the database, unless the instance already exists in the database, in which case an exception is reported to a *callback* function. Autogenerated values are present in the instance when the *callback* is executed.

The role of an instance to be persisted can be fulfilled in any of three ways: by an instance object; by a constructor, with parameters, for a mapped domain object; or by table name and values to be inserted.

In all three cases, the *callback* function is called with the parameters provided, if any, when the operation has completed. The *error* is the Node.js `Error` object; see [Section 5.3.4, “Errors”](#), for more information.

```
remove(Object instance, Function(Object error) callback);
remove(Function constructor, Object keys, Function(Object error) callback);
remove(String tableName, Object keys, Function(Object error) callback);
```

Delete an instance of a class from the database by a primary or unique key.

There are three versions of `remove()`; these allow you to delete an instance by referring to the *instance* object, to a *constructor* function, or by name of the table. The *instance* object must contain key values that uniquely identify a single row in the database. Otherwise, if the *keys* supplied with the function constructor or table name is a simple type (`Number` or `String`), then the parameter type must be of either the same type as or a type compatible with the primary key type of the mapped object. If *keys* is not a simple type, properties are taken from the parameter and matched against property names in the mapping. Primary key properties are used if all are present, and other properties ignored. If *keys* does not identify the primary key, property names corresponding to unique key columns are used instead. If no complete primary or unique key properties are found, an error is reported to the *callback*.

All three versions of `remove()` call the *callback* function with the parameters provided, if any, when the operation is complete. The *error* object is a Node.js `Error`; see [Section 5.3.4, “Errors”](#), for error codes.

```
update(Object instance, Function(Object error) callback);
update(Function constructor, keys, values, Function(Object error) callback);
update(String tableName, keys, values, Function(Object error) callback);
```

Update an instance in the database with the supplied *values* without retrieving it. The primary key is used to determine which instance is updated. If the instance does not exist in the database, an exception is reported in the *callback*.

As with the methods previously shown for persisting instances in and removing them from the database, `update()` exists in three variations, which allow you to use the *instance* as an object, an object *constructor* with *keys*, or by *tableName* and *keys*.

Unique key fields of the *keys* object determine which *instance* is to be updated. The *values* object provides values to be updated. If the *keys* object contains all fields corresponding to the primary key, the primary key identifies the instance. If not, unique keys are chosen in a nondeterministic manner.



Note

`update()` cannot be used to change the primary key.

```
save(Object instance, Function(Object error) callback);
save(Function constructor, Object values, Function(Object error) callback);
save(String tableName, Object values, Function(Object error) callback);
```

Save an instance in the database without checking for its existence. If the instance already exists, it is updated (as if you had used `update()`); otherwise, it is created (as if `persist()` had been used). The instance `id` property is used to determine which instance should be saved. As with `update()`, `persist()`, and `remove()`, this method allows you to specify the instance using an object, object constructor, or table name.

All three versions of the `save()` method call the *callback* function with any parameters provided when the operation has been completed. The *error* is a Node.js `Error` object; see [Section 5.3.4, “Errors”](#), for error codes and messages.

```
Boolean isBatch()
```

`Context` also exposes an `isBatch()` instance method, which returns true if this `Context` is a `Batch`, and false if it is a `Session`. `isBatch()` takes no arguments.

5.3.3 Converter

Converter classes convert between JavaScript types and MySQL types. If the user supplies a JavaScript converter, it is used to read and write to the database.

Converters have several purposes, including the following:

- To convert between MySQL `DECIMAL` types and a user's preferred JavaScript fixed-precision utility library
- To convert between MySQL `BIGINT` types and a user's preferred JavaScript big number utility library
- To serialize arbitrary application objects into character or binary columns

The `ndb` back end also uses converters to support `SET` and `ENUM` columns. (The `mysql` back end does not use these.)

A `Converter` class has the interface defined here:

```
function Converter() {}

Converter.prototype = {
  "toDB" : function(obj) { },
  "fromDB" : function(val) { }
};
```

The `Converter` *must* implement the following two functions:

1. `toDB(obj)`: Convert an application object `obj` into a form that can be stored in the database.
2. `fromDB(val)`: Convert a value `val` read from the database into application object format.

Each function returns the result of the conversion.

Converter invocations are chained in the following ways:

- When writing to the database, first the registered `FieldConverter`, if any, is invoked. Later, any registered `TypeConverter` is invoked.
- When reading from the database, first the registered `TypeConverter`, if any, is invoked. Later, any registered `FieldConverter` is invoked.

5.3.4 Errors

The `Errors` object contains the error codes and message exposed by the MySQL Node.js adapters.

```
var Errors;

Errors = {
  /* Standard-defined classes, SQL-99 */
  "02000" : "No Data",

  // connection errors
  "08000" : "Connection error",
  "08001" : "Unable to connect to server",
  "08004" : "Connection refused",

  // data errors
  "22000" : "Data error",
  "22001" : "String too long",
  "22003" : "Numeric value out of range",
  "22008" : "Invalid datetime",

  // Constraint violations
  // 23000 includes both duplicate primary key and duplicate unique key
  "23000" : "Integrity Constraint Violation",

  // misc. errors
  "25000" : "Invalid Transaction State",
  "2C000" : "Invalid character set name",
  "42S02" : "Table not found",
  "IM001" : "Driver does not support this function",

  /* Implementation-defined classes (NDB) */
  "NDB00" : "Refer to ndb_error for details"
};
```

5.3.5 Mynode

This class is used to generate and obtain information about sessions (`Session` objects). To create an instance, use the Node.js `require()` function with the driver name, like this:

```
var nosql = require("mysql-js");
```


`ConnectionProperties` can be used to retrieve or set the connection properties for a given session. You can obtain a complete set of default connection properties for a given adapter using the `ConnectionProperties` constructor, shown here, with the name of the adapter (a string) used as the value of `nameOrProperties`:

```
ConnectionProperties(nameOrProperties);
```

You can also create your own `ConnectionProperties` object by supplying a list of property names and values to a new `ConnectionProperties` object in place of the adapter name. Then you can use this object to set the connection properties for a new session, as shown here:

```
var NdbConnectionProperties = {
  "implementation" : "ndb",

  "ndb_connectstring" : "localhost:1186",
  "database"          : "test",
  "mysql_user"        : "root",

  "ndb_connect_retries" : 4,
  "ndb_connect_delay"   : 5,
  "ndb_connect_verbose" : 0,

  "linger_on_close_msec" : 500,
  "use_ndb_async_api"    : false,

  "ndb_session_pool_min" : 4,
  "ndb_session_pool_max" : 100,
};

var sharePath = '/usr/local/mysql/share/nodejs'; // path to share/nodejs
var nosql = require(sharePath);
var dbProperties = nosql.ConnectionProperties(NdbConnectionProperties);
```

It is also possible to obtain an object with the adapter's default connection properties, after which you can update a selected number of these properties, then use the modified object to set connection properties for the session, as shown here:

```
var sharePath = '/usr/local/mysql/share/nodejs'; // path to share/nodejs
var spi = require(sharePath + "/Adapter/impl/SPI"); // under share/nodejs

var serviceProvider = spi.getDBServiceProvider('ndb');
var NdbConnectionProperties = serviceProvider.getDefaultConnectionProperties();

NdbConnectionProperties.mysql_user = 'nodejs_user';
NdbConnectionProperties.database = 'my_nodejs_db';

var dbProperties = nosql.ConnectionProperties(NdbConnectionProperties);
```

The `ConnectionProperties` object includes the following properties:

- `implementation`: For Node.js applications using NDB Cluster, this is always “ndb”.
- `ndb_connectstring`: NDB Cluster connection string used to connect to the management server.
- `database`: Name of the MySQL database to use.
- `mysql_user`: MySQL user name.
- `ndb_connect_retries`: Number of times to retry a failed connection before timing out; use a number less than 0 for this to keep trying the connection without ever stopping.
- `ndb_connect_delay`: Interval in seconds between connection retries.
- `ndb_connect_verbose`: 1 or 0; 1 enables extra console output during connection.
- `linger_on_close_msec`: When a client closes a `DBConnectionPool`, the underlying connection is kept open for this many milliseconds in case another client tries to reuse it.

- `use_ndb_async_api`: If true, some operations are executed using asynchronous calls for improved concurrency. If false, the number of operations in transit is limited to one per worker thread.
- `ndb_session_pool_min`: Minimum number of `DBSession` objects per `NdbConnectionPool`.
- `ndb_session_pool_max`: Maximum number of `DBSession` objects per `NdbConnectionPool`.

Each `NdbConnectionPool` maintains a pool of `DBSession` objects, along with their underlying `Ndb` objects. This parameter, together with `ndb_session_pool_min`, sets guidelines for the size of that pool.

The `TableMapping` constructor is also visible as a top-level function. You can get the mapping either by name, or by using an existing mapping:

```
TableMapping(tableName);
```

```
TableMapping(tableMapping);
```

```
openSession(properties, mappings, Function(err, Session) callback);
```

Connect to the data source and get a `Session` in the `callback` function. This is equivalent to calling `connect()` (see later in this section), and then calling `getSession()` on the `SessionFactory` that is returned in the callback function.



Note

Executing this method could result in connections being made to many other nodes on the network, waiting for them to become ready, and making multiple requests to them. You should avoid opening new sessions unnecessarily for this reason.

The implementation member of the `properties` object determines the implementation of the `Session`.

If `mappings` is undefined, null, or an empty array, no mappings are loaded or validated. In this case, any required mappings are loaded and validated when needed during execution. If `mappings` contains a string or a constructor function, the metadata for the table (or mapped table) is loaded from the database and validated against the requirements of the mapping.

Multiple tables and constructors may be passed to `openSession()` as elements in an array.

```
connect(properties, mappings, Function(err, SessionFactory) callback);
```

Connect to the data source to obtain a `SessionFactory` in the `callback` function. In order to obtain a `Session`, you must then call `getSession()` on this `SessionFactory`, whose implementation is determined by the implementation member of the `properties` object.

If `mappings` is undefined, null, or an empty array, no mappings are loaded or validated. In this case, any required mappings are loaded and validated when needed. If `mappings` contains a string or a constructor function, the metadata for the table (or mapped table) is loaded from the database and validated against the requirements of the mapping.

Multiple tables and constructors may be passed as elements in an array.

```
Array getOpenSessionFactories()
```

Get an array of all the `SessionFactory` objects that have been created by this module.



Note

The following functions are part of the public API but are not intended for application use. They form part of the contract between `Mynode` and `SessionFactory`.

- `Connection()`
- `getConnectionKey()`
- `getConnection()`
- `newConnection()`
- `deleteFactory()`

5.3.6 Session

A session is the main user access path to the database. The `Session` class models such a session.

```
Session extends Context
```

```
getMapping(Object parameter, Function(Object err, Object mapping) callback);
```

Get the mappings for a table or class.

The `parameter` may be a table name, a mapped constructor function, or a domain object. This function returns a fully resolved `TableMapping` object.

```
Batch createBatch()
```

Creates a new, empty batch for collecting multiple operations to be executed together. In an application, you can invoke this function similarly to what is shown here:

```
var nosql = require("mysql-js");
var myBatch = nosql.createBatch();
```

```
Array listBatches():
```

Return an array whose elements consist of all current batches belonging to this session.

```
Transaction currentTransaction();
```

Get the current `Transaction`.

```
void close(Function(Object error) callback);
```

Close this session. Must be called when the session is no longer needed.

```
boolean isClosed();
```

Returns true if this session is closed.

```
void setLockMode(String lockMode);
```

Set the lock mode for read operations. This takes effect immediately and remains in effect until the session is closed or this method is called again. `lockMode` must be one of 'EXCLUSIVE', 'SHARED', OR 'NONE'.

```
Array listTables(databaseName, callback);
```

List all tables in database `databaseName`.

```
TableMetadata getTableMetadata(String databaseName, String tableName, callback);
```

Fetch metadata for table `tableName` in database `databaseName`.

5.3.7 SessionFactory

This class is used to generate and manage sessions. A `Session` provides a context for database transactions and operations. Each independent user should have its own session.

```
openSession(Object mappings, Function(Object error, Session session) callback);
```

Open a database session object. Table `mappings` are validated at the beginning of the session. Resources required for sessions are allocated in advance; if those resources are not available, the method returns an error in the callback.

```
Array getOpenSessions();
```

Get all open sessions that have been created by this `SessionFactory`.

```
close(Function(Error err));
```

Close the connection to the database. This ensures proper disconnection. The function passed in is called when the close operation is complete.

5.3.8 TableMapping and FieldMapping

A `TableMapping` describes the mapping of a domain object in the application to a table stored in the database. A *default* table mapping is one which maps each column in a table to a field of the same name.

```
TableMapping = {
  String table           : "",
  String database       : "",
  boolean mapAllColumns : true,
  Array fields          : null
};
```

The `table` and `data` members are the names of the table and database, respectively. `mapAllColumns`, if true, creates a default `FieldMapping` for all columns not listed in `fields`, such that that all columns not explicitly mapped are given a default mapping to a field of the same name. `fields` holds an array of `FieldMapping` objects; this can also be a single `FieldMapping`.

A `FieldMapping` describes a single field in a domain object. There is no public constructor for this object; you can create a `FieldMapping` using `TableMapping.mapField()`, or you can use `FieldMapping` literals can be used directly in the `TableMapping` constructor.

```
FieldMapping = {
  String fieldName      : "",
  String columnName    : "",
  Boolean persistent    : true,
  Converter converter   : null
};
```

`fieldName` and `columnName` are the names of the field and the column where this field are stored, respectively, in the domain object. If `persistent` is true (the default), the field is stored in the database. `converter` specifies a `Converter` class, if any, to use with this field (defaults to null).};

The `TableMapping` constructor can take either the name of a table (possibly qualified with the database name) or a `TableMapping` literal.

```
TableMapping mapField(String fieldName, [String columnName], [Converter converter], [Boolean persistent])
```

Create a field mapping for a named field of a mapped object. The only mandatory parameter is `fieldName`, which provides the name a field in a JavaScript application object. The remaining parameters are optional, and may appear in any order. The current `TableMapping` object is returned.

columnName specifies the name of the database column that maps to this object field. If omitted, *columnName* defaults to the same value as *fieldName*. A *converter* can be used to supply a *Converter* class that performs custom conversion between JavaScript and database data types. The default is null. *persistent* specifies whether the field is persisted to the database, and defaults to true.



Important

If *persistent* is false, then the *columnName* and *converter* parameters may not be used.

```
TableMapping applyToClass(Function constructor)
```

Attach a *TableMapping* to a *constructor* for mapped objects. After this is done, any object created from the constructor will qualify as a mapped instance, which several forms of the relevant *Session* and *Batch* methods can be used.

For example, an application can construct an instance that is only partly complete, then use *Session.load()* to populate it with all mapped fields from the database. After the application modifies the instance, *Session.save()* saves it back. Similarly, *Session.find()* can take the mapped constructor, retrieve an object based on keys, and then use the constructor to create a fully-fledged domain object.

5.3.9 TableMetadata

A *TableMetadata* object represents a table. This is the object returned in the *getTable()* callback. *indexes[0]* represents the table's intrinsic primary key.

```
TableMetadata = {
  database      : ""      , // Database name
  name          : ""      , // Table Name
  columns       : {}      , // ordered array of ColumnMetadata objects
  indexes       : {}      , // array of IndexMetadata objects
  partitionKey  : {}      , // ordered array of column numbers in the partition key
};
```

ColumnMetadata object represents a table column.

```
ColumnMetadata = {
  /* Required Properties */
  name          : ""      , // column name
  columnNumber  : -1     , // position of column in table, and in columns array
  columnType    : ""      , // a ColumnTypes value
  isIntegral    : false  , // true if column is some variety of INTEGER type
  isNullable    : false  , // true if NULLABLE
  isInPrimaryKey : false  , // true if column is part of PK
  isInPartitionKey : false , // true if column is part of partition key
  columnSpace   : 0      , // buffer space required for encoded stored value
  defaultValue  : null   , // default value for column: null for default NULL;
                          // undefined for no default; or a type-appropriate
                          // value for column

  /* Optional Properties, depending on columnType */
  /* Group A: Numeric */
  isUnsigned    : false  , // true for UNSIGNED
  intSize       : null   , // 1,2,3,4, or 8 if column type is INT
  scale         : 0      , // DECIMAL scale
  precision     : 0      , // DECIMAL precision
  isAutoincrement : false , // true for AUTO_INCREMENT columns

  /* Group B: Non-numeric */
  length        : 0      , // CHAR or VARCHAR length in characters
  isBinary      : false  , // true for BLOB/BINARY/VARBINARY
};
```

```

charsetNumber : 0 , // internal number of charset
charsetName   : "" , // name of charset
};

```

An `IndexMetadata` object represents a table index. The `indexes` array of `TableMetadata` contains one `IndexMetadata` object per table index.

NDB implements a primary key as both an ordered index and a unique index, and might be viewed through the NDB API adapter as two indexes, but through a MySQL adapter as a single index that is both unique and ordered. We tolerate this discrepancy and note that the implementation in `Adapter/api` must treat the two descriptions as equivalent.

```

IndexMetadata = {
  name           : "" , // Index name; undefined for PK
  isPrimaryKey   : true , // true for PK; otherwise undefined
  isUnique       : true , // true or false
  isOrdered      : true , // true or false; can scan if true
  columns        : null , // an ordered array of column numbers
};

```

The `ColumnMetaData` object's `columnType` must be a valid `ColumnTypes` value, as shown in this object's definition here:

```

ColumnTypes = [
  "TINYINT",
  "SMALLINT",
  "MEDIUMINT",
  "INT",
  "BIGINT",
  "FLOAT",
  "DOUBLE",
  "DECIMAL",
  "CHAR",
  "VARCHAR",
  "BLOB",
  "TEXT",
  "DATE",
  "TIME",
  "DATETIME",
  "YEAR",
  "TIMESTAMP",
  "BIT",
  "BINARY",
  "VARBINARY"
];

```

5.3.10 Transaction

A transaction is always either automatic or explicit. If it is automatic, (autocommit), every operation is performed as part of a new transaction that is automatically committed.

Beginning, committing, and rolling back a transaction

```
begin();
```

Begin a transaction. No arguments are required. If a transaction is already active, an exception is thrown.

```
commit(Function(Object error) callback);
```

Commit a transaction.

This method takes as its sole argument a `callback` function that returns an error object.

```
rollback(Function(Object error) callback);
```

Roll back a transaction. Errors are reported in the `callback` function.

Transaction information methods

```
Boolean isActive();
```

Determine whether or not a given transaction is currently active. Returns true if a transaction is active, and false otherwise.

`isActive()` requires no arguments.

```
setRollbackOnly();
```

Mark the transaction as rollback-only. Once this is done, `commit()` rolls back the transaction and throws an exception; `rollback()` rolls the transaction back, but does not throw an exception. To mark a transaction as rollback-only, call the `setRollbackOnly()` method, as shown here.

This method is one-way; a transaction marked as rollback-only cannot be unmarked. Invoking `setRollbackOnly()` while in autocommit mode throws an exception. This method requires no arguments.

```
boolean getRollbackOnly();
```

Determine whether a transaction has been marked as rollback-only. Returns true if the transaction has been so marked. `setRollbackOnly()` takes no arguments.

5.4 Using the MySQL JavaScript Connector: Examples

This section contains a number of examples performing basic database operations such as retrieving, inserting, or deleting rows from a table. The source for these files can also be found in `share/nodejs/samples`, under the NDB Cluster installation directory.

5.4.1 Requirements for the Examples

The software requirements for running the examples found in the next few sections are as follows:

- A working Node.js installation
- Working installations of the `ndb` and `mysql-js` adapters
- The `mysql-js` adapter also requires a working installation of the `node-mysql` driver from <https://github.com/felixge/node-mysql/>.

Section 5.2, “Installing the JavaScript Connector”, describes the installation process for all three of these requirements.

Sample database, table, and data. All of the examples use a sample table named `tweet`, in the `test` database. This table is defined as in the following `CREATE TABLE` statement:

```
CREATE TABLE IF NOT EXISTS tweet (
  id CHAR(36) NOT NULL PRIMARY KEY,
  author VARCHAR(20),
  message VARCHAR(140),
  date_created TIMESTAMP,

  KEY idx_btree_date_created (date_created),
  KEY idx_btree_author(author)
)
ENGINE=NDB;
```

The `tweet` table can be created by running the included SQL script `create.sql` in the `mysql` client. You can do this by invoking `mysql` in your system shell, as shown here:

```
$> mysql < create.sql
```

All of the examples also make use of two modules defined in the file `lib.js`, whose contents are reproduced here:

```
# FILE: lib.js

"use strict";

var udebug = unified_debug.getLogger("samples/lib.js");
var exec = require("child_process").exec;
var SQL = {};

/* Pseudo random UUID generator */

var randomUUID = function() {
  return 'xxxxxxxx-xxxx-4xxx-yxxx-xxxxxxxxxxxx'.replace(/[xy]/g, function(c) {
    var r = Math.random()*16|0, v = c == 'x' ? r : (r&0x3|0x8);
    return v.toString(16);
  });
};

/* Tweet domain object model */

var Tweet = function(author, message) {
  this.id = randomUUID();
  this.date_created = new Date();
  this.author = author;
  this.message = message;
};

/* SQL DDL Utilities */

var runSQL = function(sqlPath, source, callback) {

  function childProcess(error, stdout, stderr) {
    udebug.log('harness runSQL process completed. ');
    udebug.log(source + ' stdout: ' + stdout);
    udebug.log(source + ' stderr: ' + stderr);
    if (error !== null) {
      console.log(source + 'exec error: ' + error);
    } else {
      udebug.log(source + ' exec OK');
    }
  }

  if(callback) {
    callback(error);
  }
}

var p = mysql_conn_properties;
var cmd = 'mysql';
if(p) {
  if(p.mysql_socket) { cmd += " --socket=" + p.mysql_socket; }
  else if(p.mysql_port) { cmd += " --port=" + p.mysql_port; }
  if(p.mysql_host) { cmd += " -h " + p.mysql_host; }
  if(p.mysql_user) { cmd += " -u " + p.mysql_user; }
  if(p.mysql_password) { cmd += " --password=" + p.mysql_password; }
}
cmd += ' <' + sqlPath;
udebug.log('harness runSQL forking process...');
var child = exec(cmd, childProcess);
};

SQL.create = function(suite, callback) {
  var sqlPath = path.join(suite.path, 'create.sql');
  udebug.log_detail("createSQL path: " + sqlPath);
  runSQL(sqlPath, 'createSQL', callback);
};

SQL.drop = function(suite, callback) {
  var sqlPath = path.join(suite.path, 'drop.sql');
  udebug.log_detail("dropSQL path: " + sqlPath);
};
```



```

runSQL(sqlPath, 'dropSQL', callback);
};

/* Exports from this module */
exports.SQL = SQL;
exports.Tweet = Tweet;

```

Finally, a module used for random data generation is included in the file [ndb_loader/lib/RandomData.js](#), shown here:

```

# FILE: RandomData.js

var assert = require("assert");

function RandomIntGenerator(min, max) {
  assert(max > min);
  var range = max - min;
  this.next = function() {
    var x = Math.floor(Math.random() * range);
    return min + x;
  };
}

function SequentialIntGenerator(startSeq) {
  var seq = startSeq - 1;
  this.next = function() {
    seq += 1;
    return seq;
  };
}

function RandomFloatGenerator(min, max, prec, scale) {
  assert(max > min);
  this.next = function() {
    var x = Math.random();
    /* fixme! */
    return 100 * x;
  };
}

function RandomCharacterGenerator() {
  var intGenerator = new RandomIntGenerator(32, 126);
  this.next = function() {
    return String.fromCharCode(intGenerator.next());
  };
}

function RandomVarcharGenerator(length) {
  var lengthGenerator = new RandomIntGenerator(0, length),
      characterGenerator = new RandomCharacterGenerator();
  this.next = function() {
    var i = 0,
        str = "",
        len = lengthGenerator.next();
    for(; i < len ; i++) str += characterGenerator.next();
    return str;
  }
}

function RandomCharGenerator(length) {
  var characterGenerator = new RandomCharacterGenerator();
  this.next = function() {
    var i = 0,
        str = "";
    for(; i < length ; i++) str += characterGenerator.next();
  }
}

```

```

    return str;
  };
}

function RandomDateGenerator() {
  var generator = new RandomIntGenerator(0, Date.now());
  this.next = function() {
    return new Date(generator.next());
  };
}

function RandomGeneratorForColumn(column) {
  var g = {},
      min, max, bits;

  switch(column.columnType.toLocaleUpperCase()) {
    case "TINYINT":
    case "SMALLINT":
    case "MEDIUMINT":
    case "INT":
    case "BIGINT":
      if(column.isInPrimaryKey) {
        g = new SequentialIntGenerator(0);
      }
      else {
        bits = column.intSize * 8;
        max = column.isUnsigned ? Math.pow(2, bits) - 1 : Math.pow(2, bits - 1);
        min = column.isUnsigned ? 0 : 1 - max;
        g = new RandomIntGenerator(min, max);
      }
      break;
    case "FLOAT":
    case "DOUBLE":
    case "DECIMAL":
      g = new RandomFloatGenerator(0, 100000); // fixme
      break;
    case "CHAR":
      g = new RandomCharGenerator(column.length);
      break;
    case "VARCHAR":
      g = new RandomVarcharGenerator(column.length);
      break;
    case "TIMESTAMP":
      g = new RandomIntGenerator(0, Math.pow(2, 32) - 1);
      break;
    case "YEAR":
      g = new RandomIntGenerator(1900, 2155);
      break;
    case "DATE":
    case "TIME":
    case "DATETIME":
      g = new RandomDateGenerator();
      break;
    case "BLOB":
    case "TEXT":
    case "BIT":
    case "BINARY":
    case "VARBINARY":
    default:
      throw("UNSUPPORTED COLUMN TYPE " + column.columnType);
      break;
  }

  return g;
}

function RandomRowGenerator(table) {
  var i = 0,
      generators = [];

```

```

for(; i < table.columns.length ; i++) {
  generators[i] = RandomGeneratorForColumn(table.columns[i]);
}

this.newRow = function() {
  var n, col, row = {};
  for(n = 0; n < table.columns.length ; n++) {
    col = table.columns[n];
    row[col.name] = generators[n].next();
  }
  return row;
};
}

exports.RandomRowGenerator = RandomRowGenerator;
exports.RandomGeneratorForColumn = RandomGeneratorForColumn;

```

5.4.2 Example: Finding Rows

```

# FILE: find.js

var nosql = require('../');
var lib = require('./lib.js');
var adapter = 'ndb';
global.mysql_conn_properties = {};

var user_args = [];

// *** program starts here ***

// analyze command line

var usageMessage =
  "Usage: node find key\n" +
  "  -h or --help: print this message\n" +
  "  -d or --debug: set the debug flag\n" +
  "  --mysql_socket=value: set the mysql socket\n" +
  "  --mysql_port=value: set the mysql port\n" +
  "  --mysql_host=value: set the mysql host\n" +
  "  --mysql_user=value: set the mysql user\n" +
  "  --mysql_password=value: set the mysql password\n" +
  "  --detail: set the detail debug flag\n" +
  "  --adapter=<adapter>: run on the named adapter (e.g. ndb or mysql)\n"
  ;

// handle command line arguments
var i, exit, val, values;

for(i = 2; i < process.argv.length ; i++) {
  val = process.argv[i];
  switch (val) {
    case '--debug':
    case '-d':
      unified_debug.on();
      unified_debug.level_debug();
      break;
    case '--detail':
      unified_debug.on();
      unified_debug.level_detail();
      break;
    case '--help':
    case '-h':
      exit = true;
      break;
    default:
      values = val.split('=');
      if (values.length === 2) {
        switch (values[0]) {
          case '--adapter':
            adapter = values[1];
            break;
          case '--mysql_socket':

```

```

    mysql_conn_properties.mysql_socket = values[1];
    break;
  case '--mysql_port':
    mysql_conn_properties.mysql_port = values[1];
    break;
  case '--mysql_host':
    mysql_conn_properties.mysql_host = values[1];
    break;
  case '--mysql_user':
    mysql_conn_properties.mysql_user = values[1];
    break;
  case '--mysql_password':
    mysql_conn_properties.mysql_password = values[1];
    break;
  default:
    console.log('Invalid option ' + val);
    exit = true;
  }
} else {
  user_args.push(val);
}
}
}

if (user_args.length !== 1) {
  console.log(usageMessage);
  process.exit(0);
};

if (exit) {
  console.log(usageMessage);
  process.exit(0);
}

console.log('Running find with adapter', adapter, user_args);
//create a database properties object

var dbProperties = nosql.ConnectionProperties(adapter);

// create a basic mapping
var annotations = new nosql.TableMapping('tweet').applyToClass(lib.Tweet);

//check results of find
var onFind = function(err, object) {
  console.log('onFind. ');
  if (err) {
    console.log(err);
  } else {
    console.log('Found: ' + JSON.stringify(object));
  }
  process.exit(0);
};

// find an object
var onSession = function(err, session) {
  if (err) {
    console.log('Error onSession. ');
    console.log(err);
    process.exit(0);
  } else {
    session.find(lib.Tweet, user_args[0], onFind);
  }
};

// connect to the database
nosql.openSession(dbProperties, annotations, onSession);

```

5.4.3 Inserting Rows

```
# FILE: insert.js
```

```

var nosql = require('..');
var lib = require('./lib.js');
var adapter = 'ndb';
global.mysql_conn_properties = {};

var user_args = [];
// *** program starts here ***

// analyze command line

var usageMessage =
  "Usage: node insert author message\n" +
  "      -h or --help: print this message\n" +
  "      -d or --debug: set the debug flag\n" +
  "      --mysql_socket=value: set the mysql socket\n" +
  "      --mysql_port=value: set the mysql port\n" +
  "      --mysql_host=value: set the mysql host\n" +
  "      --mysql_user=value: set the mysql user\n" +
  "--mysql_password=value: set the mysql password\n" +
  "      --detail: set the detail debug flag\n" +
  "      --adapter=<adapter>: run on the named adapter (e.g. ndb or mysql)\n"
  ;

// handle command line arguments
var i, exit, val, values;

for(i = 2; i < process.argv.length ; i++) {
  val = process.argv[i];
  switch (val) {
    case '--debug':
    case '-d':
      unified_debug.on();
      unified_debug.level_debug();
      break;
    case '--detail':
      unified_debug.on();
      unified_debug.level_detail();
      break;
    case '--help':
    case '-h':
      exit = true;
      break;
    default:
      values = val.split('=');
      if (values.length === 2) {
        switch (values[0]) {
          case '--adapter':
            adapter = values[1];
            break;
          case '--mysql_socket':
            mysql_conn_properties.mysql_socket = values[1];
            break;
          case '--mysql_port':
            mysql_conn_properties.mysql_port = values[1];
            break;
          case '--mysql_host':
            mysql_conn_properties.mysql_host = values[1];
            break;
          case '--mysql_user':
            mysql_conn_properties.mysql_user = values[1];
            break;
          case '--mysql_password':
            mysql_conn_properties.mysql_password = values[1];
            break;
          default:
            console.log('Invalid option ' + val);
            exit = true;
        }
      } else {
        user_args.push(val);
      }
    }
  }
}

```

```

}

if (user_args.length !== 2) {
  console.log(usageMessage);
  process.exit(0);
};

if (exit) {
  console.log(usageMessage);
  process.exit(0);
}

console.log('Running insert with adapter', adapter, user_args);
//create a database properties object

var dbProperties = nosql.ConnectionProperties(adapter);

// create a basic mapping
var annotations = new nosql.TableMapping('tweet').applyToClass(lib.Tweet);

//check results of insert
var onInsert = function(err, object) {
  console.log('onInsert. ');
  if (err) {
    console.log(err);
  } else {
    console.log('Inserted: ' + JSON.stringify(object));
  }
  process.exit(0);
};

// insert an object
var onSession = function(err, session) {
  if (err) {
    console.log('Error onSession. ');
    console.log(err);
    process.exit(0);
  } else {
    var data = new lib.Tweet(user_args[0], user_args[1]);
    session.persist(data, onInsert, data);
  }
};

// connect to the database
nosql.openSession(dbProperties, annotations, onSession);

```

5.4.4 Deleting Rows

```

FILE: delete.js

var nosql = require('..');
var lib = require('./lib.js');
var adapter = 'ndb';
global.mysql_conn_properties = {};

var user_args = [];
// *** program starts here ***

// analyze command line

var usageMessage =
  "Usage: node delete message-id\n" +
  "  -h or --help: print this message\n" +
  "  -d or --debug: set the debug flag\n" +
  "  --mysql_socket=value: set the mysql socket\n" +
  "  --mysql_port=value: set the mysql port\n" +
  "  --mysql_host=value: set the mysql host\n" +
  "  --mysql_user=value: set the mysql user\n" +
  "  --mysql_password=value: set the mysql password\n" +
  "  --detail: set the detail debug flag\n" +
  "  --adapter=<adapter>: run on the named adapter (e.g. ndb or mysql)\n"

```

```

;

// handle command line arguments
var i, exit, val, values;

for(i = 2; i < process.argv.length ; i++) {
  val = process.argv[i];
  switch (val) {
    case '--debug':
    case '-d':
      unified_debug.on();
      unified_debug.level_debug();
      break;
    case '--detail':
      unified_debug.on();
      unified_debug.level_detail();
      break;
    case '--help':
    case '-h':
      exit = true;
      break;
    default:
      values = val.split('=');
      if (values.length === 2) {
        switch (values[0]) {
          case '--adapter':
            adapter = values[1];
            break;
          case '--mysql_socket':
            mysql_conn_properties.mysql_socket = values[1];
            break;
          case '--mysql_port':
            mysql_conn_properties.mysql_port = values[1];
            break;
          case '--mysql_host':
            mysql_conn_properties.mysql_host = values[1];
            break;
          case '--mysql_user':
            mysql_conn_properties.mysql_user = values[1];
            break;
          case '--mysql_password':
            mysql_conn_properties.mysql_password = values[1];
            break;
          default:
            console.log('Invalid option ' + val);
            exit = true;
        }
      } else {
        user_args.push(val);
      }
    }
}

if (user_args.length !== 1) {
  console.log(usageMessage);
  process.exit(0);
};

if (exit) {
  console.log(usageMessage);
  process.exit(0);
}

console.log('Running delete with adapter', adapter, user_args);
//create a database properties object

var dbProperties = nosql.ConnectionProperties(adapter);

// create a basic mapping
var annotations = new nosql.TableMapping('tweet').applyToClass(lib.Tweet);

// check results of delete

```

```
var onDelete = function(err, object) {
  console.log('onDelete.');
```

```
  if (err) {
    console.log(err);
  } else {
    console.log('Deleted: ' + JSON.stringify(object));
  }
  process.exit(0);
};

// delete an object
var onSession = function(err, session) {
  if (err) {
    console.log('Error onSession.');
```

```
    console.log(err);
    process.exit(0);
  } else {
    var tweet = new lib.Tweet();
    tweet.id = user_args[0];
    session.remove(tweet, onDelete, user_args[0]);
  }
};

// connect to the database
nosql.openSession(dbProperties, annotations, onSession);
```

Chapter 6 ndbmemcache—Memcache API for NDB Cluster (NO LONGER SUPPORTED)

This feature was deprecated in NDB 8.0.22 and removed in NDB 8.0.23; it not supported by any subsequent version of NDB Cluster.

Index

A

AbortOption (NdbOperation data type), 210

ACC

and NDB Kernel, 13

defined, 4

Access Manager

defined, 4

ActiveHook (NdbBlob data type), 144

addColumn() (method of Index), 97

addColumn() (method of Table), 301

addColumnName() (method of Index), 98

addColumnNames() (method of Index), 98

addEventColumn() (method of Event), 77

addEventColumns() (method of Event), 78

addTableEvent() (method of Event), 78

add_reg() (method of NdbInterpretedCode), 183

add_reg() (method of NdbOperation), 210

add_val() (method of NdbInterpretedCode), 183

aggregate() (method of Table), 301

allowsNull (ClusterJ), 721

and (ClusterJ), 729

Annotations (ClusterJ)

Column, 721

Columns, 722

Extension, 722

Extensions, 723

Index, 723

Indices, 724

Lob, 724

NotPersistent, 725

PartitionKey, 725

PersistenceCapable, 726

Persistent, 727

PrimaryKey, 728

Projection, 728

API documentation

JavaScript, 739

API node

defined, 3

append (ClusterJ), 699

application-level partitioning, 15

applications

structure, 5

applyToClass() (method of TableMapping), 747

aRef() (method of NdbRecAttr), 244

ArrayType (Column data type), 38

AutoGrowSpecification

NDB API structure, 152

B

backup

defined, 3

Batch class (Connector for JavaScript), 739

Batch.clear(), 739

Batch.execute(), 739

Batch.getSession(), 739

begin (ClusterJ), 720

begin() (method of NdbScanFilter), 252

begin() (method of Transaction), 748

beginSchemaTrans() (method of Dictionary), 60

between (ClusterJ), 730

BinaryCondition (NdbScanFilter data type), 252

BLOB handling

example, 566

example (using NdbRecord), 573

blobsFirstBlob() (method of NdbBlob), 144

blobsNextBlob() (method of NdbBlob), 144

BoundType (NdbIndexScanOperation data type), 173

branch_col_and_mask_eq_mask() (method of

NdbInterpretedCode), 184

branch_col_and_mask_eq_mask() (method of

NdbOperation), 216

branch_col_and_mask_eq_zero() (method of

NdbInterpretedCode), 184

branch_col_and_mask_eq_zero() (method of

NdbOperation), 217

branch_col_and_mask_ne_mask() (method of

NdbInterpretedCode), 185

branch_col_and_mask_ne_mask() (method of

NdbOperation), 216

branch_col_and_mask_ne_zero() (method of

NdbInterpretedCode), 185

branch_col_and_mask_ne_zero() (method of

NdbOperation), 217

branch_col_eq() (method of NdbInterpretedCode), 186

branch_col_eq() (method of NdbOperation), 211

branch_col_eq_null() (method of NdbInterpretedCode),

187

branch_col_eq_null() (method of NdbOperation), 211

branch_col_eq_param() (method of

NdbInterpretedCode), 187

branch_col_ge() (method of NdbInterpretedCode), 187

branch_col_ge() (method of NdbOperation), 214

branch_col_gt() (method of NdbInterpretedCode), 189

branch_col_gt() (method of NdbOperation), 213

branch_col_le() (method of NdbInterpretedCode), 190

branch_col_le() (method of NdbOperation), 213

branch_col_le_param() (method of

NdbInterpretedCode), 188, 191

branch_col_lg_param() (method of

NdbInterpretedCode), 190

branch_col_like() (method of NdbInterpretedCode), 191

branch_col_like() (method of NdbOperation), 215

branch_col_lt() (method of NdbInterpretedCode), 192

branch_col_lt() (method of NdbOperation), 212

branch_col_lt_param() (method of

NdbInterpretedCode), 193

branch_col_ne() (method of NdbInterpretedCode), 193

branch_col_ne() (method of NdbOperation), 212

branch_col_ne_null() (method of NdbInterpretedCode),

194

branch_col_ne_null() (method of NdbOperation), 211

branch_col_ne_param() (method of NdbInterpretedCode), 194
 branch_col_notlike() (method of NdbInterpretedCode), 195
 branch_col_notlike() (method of NdbOperation), 215
 branch_eq() (method of NdbInterpretedCode), 195
 branch_eq() (method of NdbOperation), 220
 branch_eq_null() (method of NdbInterpretedCode), 195
 branch_eq_null() (method of NdbOperation), 221
 branch_ge() (method of NdbInterpretedCode), 196
 branch_ge() (method of NdbOperation), 218
 branch_gt() (method of NdbInterpretedCode), 196
 branch_gt() (method of NdbOperation), 218
 branch_label() (method of NdbInterpretedCode), 196
 branch_label() (method of NdbOperation), 221
 branch_le() (method of NdbInterpretedCode), 197
 branch_le() (method of NdbOperation), 219
 branch_lt() (method of NdbInterpretedCode), 197
 branch_lt() (method of NdbOperation), 219
 branch_ne() (method of NdbInterpretedCode), 197
 branch_ne() (method of NdbOperation), 220
 branch_ne_null() (method of NdbInterpretedCode), 197
 branch_ne_null() (method of NdbOperation), 221

C

call_sub() (method of NdbInterpretedCode), 198
 call_sub() (method of NdbOperation), 221
 charsetName (ClusterJ), 687
 char_value() (method of NdbRecAttr), 244
 checkpoint
 defined, 3
 Classes (ClusterJ)
 ClusterJDatastoreException.Classification, 678
 ClusterJHelper, 682
 ColumnType, 688
 DynamicObject, 702
 LockMode, 702
 NullValue, 725
 PersistenceModifier, 726
 Query.Ordering, 707
 SessionFactory.State, 719
 Classification (NdbError data type), 159
 clear() (method of Batch), 739
 clearError() (method of NdbEventOperation) (DEPRECATED), 163
 clone() (method of NdbRecAttr), 245
 close (ClusterJ), 710, 717
 close() (method of NdbBlob), 144
 close() (method of NdbScanOperation), 262
 close() (method of NdbTransaction), 275
 close() (method of Session), 745
 close() (method of SessionFactory), 746
 closeTransaction() (method of Ndb), 111
 ClusterJ
 defined, 661
 ClusterJDatastoreException (ClusterJ), 677
 ClusterJDatastoreException.Classification (ClusterJ), 678

ClusterJException (ClusterJ), 680
 ClusterJFatalException (ClusterJ), 681
 ClusterJFatalInternalException (ClusterJ), 681
 ClusterJFatalUserException (ClusterJ), 682
 ClusterJHelper (ClusterJ), 682
 ClusterJUserException (ClusterJ), 686
 cmp() (method of NdbScanFilter), 253
 cmp_param() (method of NdbScanFilter), 254
 coding examples
 MGM API, 655
 NDB API, 474
 Column
 and NDB Cluster replication, 38
 NDB API class, 34
 Column (ClusterJ), 721
 column (ClusterJ), 726, 727, 728
 Column::ArrayType, 38
 Column::equal(), 39
 Column::getArrayType(), 39
 Column::getAutoIncrement(), 39
 Column::getCharset(), 39
 Column::getColumnNo(), 40
 Column::getDefaultValue(), 40
 Column::getInlineSize(), 40
 Column::getLength(), 41
 Column::getName(), 41
 Column::getNullable(), 41
 Column::getPartitionKey(), 41
 Column::getPartSize(), 42
 Column::getPrecision(), 42
 Column::getPrimaryKey(), 43
 Column::getSizeInBytesForRecord(), 43
 Column::getStorageType(), 44
 Column::getStripeSize(), 44
 Column::getType(), 44
 Column::setArrayType(), 44
 Column::setAutoIncrement(), 44
 Column::setAutoIncrementInitialValue(), 45
 Column::setCharset(), 45
 Column::setDefaultValue(), 45
 Column::setLength(), 46
 Column::setName(), 46
 Column::setNullable(), 46
 Column::setPartitionKey(), 47
 Column::setPartSize(), 47
 Column::setPrecision(), 48
 Column::setPrimaryKey(), 48
 Column::setScale(), 48
 Column::setStorageType(), 49
 Column::setStripeSize(), 48
 Column::setType(), 49
 Column::StorageType, 49
 Column::Type, 50
 ColumnMetadata (ClusterJ), 686
 ColumnMetadata class (Connector for JavaScript), 747
 Columns (ClusterJ), 722
 columns (ClusterJ), 724, 726, 728
 columnType (ClusterJ), 687

ColumnType (ClusterJ), 688
Commit
 defined, 6
commit (ClusterJ), 720
commit() (method of Transaction), 748
commitStatus() (method of NdbTransaction), 275
CommitStatusType (NdbTransaction data type), 276
computeHash() (method of Ndb), 111
concurrency control, 14
configure_tls() (method of Ndb_cluster_connection), 132
connect() (method of Mynode), 744
connect() (method of Ndb_cluster_connection), 132
connecting to multiple clusters
 example, 486, 657
ConnectionProperties() object (Node.js), 742
Connector for JavaScript, 737
 Batch class, 739
 ColumnMetadata class, 747
 concepts, 737
 Context class, 739
 Converter class, 741
 CPU architecture, 738
 Errors, 742
 examples, 749
 FieldMapping class, 746
 installing, 737
 Mynode, 742
 prerequisites, 738
 Session class, 745
 SessionFactory class, 746
 TableMapping class, 746
 TableMetadata class, 747
 test program, 738
 Transaction class, 748
Connector/J
 known issues, 736
Constants (ClusterJ), 690
Context class (Connector for JavaScript), 739
Context.find(), 739
Context.isBatch(), 741
Context.load(), 740
Context.persist(), 740
Context.remove(), 740
Context.save(), 741
Context.update(), 741
Converter class (Connector for JavaScript), 741
copy() (method of NdbInterpretedCode), 198
CPU architecture
 Connector for JavaScript, 738
createBatch() (method of Session), 745
createDatafile() (method of Dictionary), 60
createEvent() (method of Dictionary), 61
createForeignKey() (method of Dictionary), 61
createHashMap() (method of Dictionary), 61
createIndex() (method of Dictionary), 61
createLogfileGroup() (method of Dictionary), 62
createQuery (ClusterJ), 710

createQueryDefinition (ClusterJ), 732
createRecord() (method of Dictionary), 62
createTable() (method of Dictionary), 63
createTablespace() (method of Dictionary), 63
createUndofile() (method of Dictionary), 63
currentState (ClusterJ), 717
currentTransaction (ClusterJ), 710
currentTransaction() (method of Session), 745

D

data node
 defined, 3
Datafile
 NDB API class, 51
Datafile::getFileNo(), 53
Datafile::getFree(), 53
Datafile::getNode(), 53
Datafile::getObjectId(), 54
Datafile::getObjectStatus(), 54
Datafile::getObjectVersion(), 54
Datafile::getPath(), 54
Datafile::getSize(), 54
Datafile::getTablespace(), 55
Datafile::getTablespaceId(), 55
Datafile::setNode(), 55
Datafile::setPath(), 55
Datafile::setSize(), 56
Datafile::setTablespace(), 56
Dbug (ClusterJ), 698
debug (ClusterJ), 700, 700
defaultValue (ClusterJ), 722
DEFAULT_PROPERTY_CLUSTER_BYTE_BUFFER_POOL_SIZE (ClusterJ), 693
DEFAULT_PROPERTY_CLUSTER_CONNECT_AUTO_INCREMENT (ClusterJ), 693
DEFAULT_PROPERTY_CLUSTER_CONNECT_AUTO_INCREMENT (ClusterJ), 693
DEFAULT_PROPERTY_CLUSTER_CONNECT_AUTO_INCREMENT (ClusterJ), 693
DEFAULT_PROPERTY_CLUSTER_CONNECT_DELAY (ClusterJ), 693
DEFAULT_PROPERTY_CLUSTER_CONNECT_RETRIES (ClusterJ), 693
DEFAULT_PROPERTY_CLUSTER_CONNECT_TIMEOUT_AFTER (ClusterJ), 693
DEFAULT_PROPERTY_CLUSTER_CONNECT_TIMEOUT_BEFORE (ClusterJ), 694
DEFAULT_PROPERTY_CLUSTER_CONNECT_TIMEOUT_MAXIMUM (ClusterJ), 694
DEFAULT_PROPERTY_CLUSTER_CONNECT_VERBOSE (ClusterJ), 694
DEFAULT_PROPERTY_CLUSTER_DATABASE (ClusterJ), 694
DEFAULT_PROPERTY_CLUSTER_MAX_TRANSACTIONS (ClusterJ), 694
DEFAULT_PROPERTY_CONNECTION_POOL_RECV_THREADS (ClusterJ), 694

DEFAULT_PROPERTY_CONNECTION_POOL_SIZE (ClusterJ), 694
 DEFAULT_PROPERTY_CONNECTION_RECONNECT_TIMEOUT (ClusterJ), 694
 def_label() (method of NdbInterpretedCode), 198
 def_label() (method of NdbOperation), 222
 def_sub() (method of NdbInterpretedCode), 198
 def_subroutine() (method of NdbOperation), 222
 deleteCurrentTuple() (method of NdbScanOperation), 262
 deletePersistent (ClusterJ), 710, 710
 deletePersistentAll (ClusterJ), 705, 711, 711
 deleteTuple() (method of NdbIndexOperation), 171
 deleteTuple() (method of NdbOperation), 222
 deleteTuple() (method of NdbTransaction), 276
 Dictionary
 NDB API class, 56
 Dictionary::beginSchemaTrans(), 60
 Dictionary::create*() methods
 and NDB Cluster replication, 59
 Dictionary::createDatafile(), 60
 Dictionary::createEvent(), 61
 Dictionary::createForeignKey(), 61
 Dictionary::createHashMap(), 61
 Dictionary::createIndex(), 61
 Dictionary::createLogfileGroup(), 62
 Dictionary::createRecord(), 62
 Dictionary::createTable(), 63
 Dictionary::createTablespace(), 63
 Dictionary::createUndofile(), 63
 Dictionary::dropDatafile(), 64
 Dictionary::dropEvent(), 64
 Dictionary::dropForeignKey(), 64
 Dictionary::dropIndex(), 64
 Dictionary::dropLogfileGroup(), 65
 Dictionary::dropTable(), 65
 Dictionary::dropTablespace(), 65
 Dictionary::dropUndofile(), 66
 Dictionary::endSchemaTrans(), 66
 Dictionary::getDatafile(), 66
 Dictionary::getDefaultHashMap(), 67
 Dictionary::getEvent(), 67
 Dictionary::getForeignKey(), 67
 Dictionary::getHashMap(), 68
 Dictionary::getIndex(), 68
 Dictionary::getLogfileGroup(), 68
 Dictionary::getNdbError(), 69
 Dictionary::getTable(), 69
 Dictionary::getTablespace(), 69
 Dictionary::getUndofile(), 69
 Dictionary::hasSchemaTrans(), 70
 Dictionary::initDefaultHashMap(), 70
 Dictionary::invalidateIndex(), 70
 Dictionary::invalidateTable(), 71
 Dictionary::List
 NDB API class, 106
 Dictionary::List::Element
 NDB API structure, 74
 Dictionary::listIndexes(), 71
 Dictionary::listObjects(), 72
 Dictionary::prepareHashMap(), 72
 Dictionary::releaseEvent(), 73
 Dictionary::releaseRecord(), 73
 Dictionary::removeCachedIndex(), 73
 Dictionary::removeCachedTable(), 73
 Dictionary::SchemaTransFlag, 66
 distribution awareness, 127
 double_value() (method of NdbRecAttr), 245
 dropDatafile() (method of Dictionary), 64
 dropEvent() (method of Dictionary), 64
 dropEventOperation() (method of Ndb), 112
 dropForeignKey() (method of Dictionary), 64
 dropIndex() (method of Dictionary), 64
 dropLogfileGroup() (method of Dictionary), 65
 dropTable() (method of Dictionary), 65
 dropTablespace() (method of Dictionary), 65
 dropUndofile() (method of Dictionary), 66
 DynamicObject (ClusterJ), 702
 DynamicObjectDelegate (ClusterJ), 702

E

Element
 NDB API structure, 74
 Elements (ClusterJ)
 allowsNull, 721
 column, 726, 727, 728
 columns, 724, 726, 728
 defaultValue, 722
 extensions, 727
 key, 723
 name, 722, 724, 728
 nullValue, 727
 primaryKey, 727
 unique, 724
 value, 722, 723, 723, 724
 vendorName, 723
 end() (method of NdbScanFilter), 255
 endSchemaTrans() (method of Dictionary), 66
 end_of_bound() (method of NdbIndexScanOperation), 173
 ENV_CLUSTERJ_LOGGER_FACTORY_NAME (ClusterJ), 695
 eq() (method of NdbScanFilter), 255
 equal (ClusterJ), 730
 equal() (method of Column), 39
 equal() (method of HashMap), 95
 equal() (method of NdbOperation), 222
 equal() (method of Table), 302
 error classification (defined), 157
 error classifications, 473
 error code (defined), 158
 Error code types, 334
 Error codes, 334
 error detail message (defined), 158
 error handling
 example, 491

- overview, 11
- error message (defined), 158
- Error status, 157
- error types
 - in applications, 491
- errors
 - classifying, 473
 - MGM API, 653
 - NDB API, 330
- Errors (Connector for JavaScript), 742
- ER_DDL, 84
- Event
 - NDB API class, 74
- event reporting
 - DDL, 84
- event subscriptions
 - lifetime, 112
- Event::addEventColumn(), 77
- Event::addEventColumns(), 78
- Event::addTableEvent(), 78
- Event::EventDurability, 79
- Event::EventReport, 80
- Event::getDurability(), 81
- Event::getEventColumn(), 81
- Event::getName(), 81
- Event::getNoOfEventColumns(), 81
- Event::getObjectId(), 82
- Event::getObjectStatus(), 81
- Event::getObjectVersion(), 82
- Event::getReport(), 82
- Event::getTable(), 82
- Event::getTableEvent(), 83
- Event::getTableName(), 83
- Event::mergeEvents(), 83
- Event::setDurability(), 83
- Event::setName(), 84
- Event::setReport(), 84
- Event::setTable(), 84
- Event::TableEvent, 85
- EventBufferMemoryUsage
 - NDB API structure, 112
- EventDurability (Event data type), 79
- EventReport (Event data type), 80
- events
 - example, 657
 - handling
 - example, 562
- examples
 - Connector for JavaScript, 749
- Exceptions (ClusterJ)
 - ClusterJDatastoreException, 677
 - ClusterJException, 680
 - ClusterJFatalException, 681
 - ClusterJFatalInternalException, 681
 - ClusterJFatalUserException, 682
 - ClusterJUserException, 686
- ExecType (NdbTransaction data type), 277
- execute (ClusterJ), 705, 705, 705

- execute() (method of Batch), 739
- execute() (method of NdbEventOperation), 163
- execute() (method of NdbTransaction), 277
- executePendingBlobOps() (method of NdbTransaction), 278
- explain (ClusterJ), 705
- Extension (ClusterJ), 722
- Extensions (ClusterJ), 723
- extensions (ClusterJ), 727

F

- FieldMapping class (Connector for JavaScript), 746
- Fields (ClusterJ)
 - DEFAULT_PROPERTY_CLUSTER_BYTE_BUFFER_POOL, 693
 - DEFAULT_PROPERTY_CLUSTER_CONNECT_AUTO_INCREMENT, 693
 - DEFAULT_PROPERTY_CLUSTER_CONNECT_AUTO_INCREMENT, 693
 - DEFAULT_PROPERTY_CLUSTER_CONNECT_AUTO_INCREMENT, 693
 - DEFAULT_PROPERTY_CLUSTER_CONNECT_DELAY, 693
 - DEFAULT_PROPERTY_CLUSTER_CONNECT_RETRIES, 693
 - DEFAULT_PROPERTY_CLUSTER_CONNECT_TIMEOUT, 693
 - DEFAULT_PROPERTY_CLUSTER_CONNECT_TIMEOUT, 694
 - DEFAULT_PROPERTY_CLUSTER_CONNECT_TIMEOUT, 694
 - DEFAULT_PROPERTY_CLUSTER_CONNECT_VERBOSE, 694
 - DEFAULT_PROPERTY_CLUSTER_DATABASE, 694
 - DEFAULT_PROPERTY_CLUSTER_MAX_TRANSACTIONS, 694
 - DEFAULT_PROPERTY_CONNECTION_POOL_RECV_THRESHOLD, 694
 - DEFAULT_PROPERTY_CONNECTION_POOL_SIZE, 694
 - DEFAULT_PROPERTY_CONNECTION_RECONNECT_TIMEOUT, 694
 - ENV_CLUSTERJ_LOGGER_FACTORY_NAME, 695
 - INDEX_USED, 704
 - PROPERTY_CLUSTER_BYTE_BUFFER_POOL_SIZES, 695
 - PROPERTY_CLUSTER_CONNECTION_SERVICE, 696
 - PROPERTY_CLUSTER_CONNECTSTRING, 696
 - PROPERTY_CLUSTER_CONNECT_AUTO_INCREMENT, 695
 - PROPERTY_CLUSTER_CONNECT_AUTO_INCREMENT, 695
 - PROPERTY_CLUSTER_CONNECT_AUTO_INCREMENT, 695
 - PROPERTY_CLUSTER_CONNECT_DELAY, 695

PROPERTY_CLUSTER_CONNECT_RETRIES, 695
 PROPERTY_CLUSTER_CONNECT_TIMEOUT_AFTER, 695
 PROPERTY_CLUSTER_CONNECT_TIMEOUT_BEFORE, 696
 PROPERTY_CLUSTER_CONNECT_TIMEOUT_MGM, 696
 PROPERTY_CLUSTER_CONNECT_VERBOSE, 696
 PROPERTY_CLUSTER_DATABASE, 696
 PROPERTY_CLUSTER_MAX_TRANSACTIONS, 696
 PROPERTY_CONNECTION_POOL_NODEIDS, 696
 PROPERTY_CONNECTION_POOL_RECV_THREAD_COUNT, 697
 PROPERTY_CONNECTION_POOL_RECV_THREAD_COUNT_MAX, 697
 PROPERTY_CONNECTION_POOL_SIZE, 697
 PROPERTY_CONNECTION_RECONNECT_TIMEOUT, 697
 PROPERTY_DEFER_CHANGES, 697
 PROPERTY_JDBC_DRIVER_NAME, 697
 PROPERTY_JDBC_PASSWORD, 698
 PROPERTY_JDBC_URL, 698
 PROPERTY_JDBC_USERNAME, 698
 SCAN_TYPE, 704
 SCAN_TYPE_INDEX_SCAN, 704
 SCAN_TYPE_PRIMARY_KEY, 704
 SCAN_TYPE_TABLE_SCAN, 704
 SCAN_TYPE_UNIQUE_KEY, 705
 SESSION_FACTORY_SERVICE_CLASS_NAME, 698
 SESSION_FACTORY_SERVICE_FILE_NAME, 698
 finalise() (method of NdbInterpretedCode), 199
 find (ClusterJ), 711
 find() (method of Context), 739
 float_value() (method of NdbRecAttr), 245
 flush (ClusterJ), 700, 711
 ForeignKey
 NDB API class, 85
 ForeignKey(), 87
 ForeignKey() (ForeignKey constructor), 87
 ForeignKey::getChildColumnCount(), 89
 ForeignKey::getChildColumnNo(), 90
 ForeignKey::getChildIndex(), 89
 ForeignKey::getChildTable(), 88
 ForeignKey::getName(), 88
 ForeignKey::getObjectId(), 92
 ForeignKey::getObjectStatus(), 92
 ForeignKey::getObjectVersion(), 92
 ForeignKey::getOnDeleteAction(), 90
 ForeignKey::getOnUpdateAction(), 90
 ForeignKey::getParentColumnCount(), 89
 ForeignKey::getParentColumnNo(), 89
 ForeignKey::getParentIndex(), 89
 ForeignKey::getParentTable(), 88
 ForeignKey::setChild(), 91
 ForeignKey::setName(), 90
 ForeignKey::setOnDeleteAction(), 91
 ForeignKey::setOnUpdateAction(), 91
 ForeignKey::setParent(), 91
 find (ClusterJ), 712
 fragment
 defined, 4
 fragment replica
 defined, 4
 FragmentType (Object data type), 292

G

GCP (Global Checkpoint)
 defined, 3
 ACTIVATION_THRESHOLD
 get() (method of NdbScanFilter), 257
 get (ClusterJ), 700, 734
 GRWIDS
 getColumnType() (method of Column), 39
 getAutoGrowSpecification() (method of LogfileGroup), 103
 getAutoGrowSpecification() (method of Tablespace), 323
 getAutoIncrement() (method of Column), 39
 getBlobEventName() (method of NdbBlob), 145
 getBlobHandle() (method of NdbEventOperation), 164
 getBlobHandle() (method of NdbOperation), 224
 getBlobTableName() (method of NdbBlob), 145
 getBooleanProperty (ClusterJ), 683
 getCharset() (method of Column), 39
 getChildColumnCount() (method of ForeignKey), 89
 getChildColumnNo() (method of ForeignKey), 90
 getChildIndex() (method of ForeignKey), 89
 getChildTable() (method of ForeignKey), 88
 getClassification (ClusterJ), 678
 getCode (ClusterJ), 678
 getColumn() (method of Index), 98
 getColumn() (method of NdbBlob), 146
 getColumn() (method of NdbRecAttr), 246
 getColumn() (method of Table), 302
 getColumnNo() (method of Column), 40
 getConnectionPoolSessionCounts (ClusterJ), 717
 getDatabaseName() (method of Ndb), 113
 getDatabaseSchemaName() (method of Ndb), 113
 getDatafile() (method of Dictionary), 66
 getDefaultHashMap() (method of Dictionary), 67
 getDefaultLogfileGroup() (method of Tablespace), 323
 getDefaultLogfileGroupId() (method of Tablespace), 323
 getDefaultNoPartitionsFlag() (method of Table), 303
 getDefaultValue() (method of Column), 40
 getDescending() (method of NdbIndexScanOperation), 174
 getDictionary() (method of Ndb), 113
 getDurability() (method of Event), 81
 getEmptyBitmask() (method of NdbDictionary), 153
 getEpoch() (method of NdbEventOperation), 164
 getEvent() (method of Dictionary), 67
 getEventColumn() (method of Event), 81
 getEventType() (method of NdbEventOperation) (DEPRECATED), 164

getEventType2() (method of NdbEventOperation), 165
 getExtentSize() (method of Tablespace), 324
 getExtraMetadata() (method of Table), 303
 getFileNo() (method of Datafile), 53
 getFileNo() (method of Undofile) (OBSOLETE), 327
 getFirstAttrId() (method of NdbDictionary), 153
 getForceVarPart() (method of Table), 303
 getForeignKey() (method of Dictionary), 67
 getFragmentCount() (method of Table), 304
 getFragmentData() (method of Table), 304
 getFragmentDataLen() (method of Table), 304
 getFragmentNodes() (method of Table), 304
 getFragmentType() (method of Table), 305
 getFree() (method of Datafile), 53
 getFrmData() (method of Table), 305
 getFrmLength() (method of Table), 305
 getGCI() (method of NdbEventOperation) (DEPRECATED), 165
 getGCI() (method of NdbTransaction), 279
 getGCIEventOperations() (method of Ndb) (DEPRECATED), 114
 getHashMap() (method of Dictionary), 68
 getHashMap() (method of Table), 306
 getHighestQueuedEpoch() (method of Ndb), 115
 getIndex() (method of Dictionary), 68
 getIndex() (method of NdbIndexOperation), 171
 getInlineSize() (method of Column), 40
 getKValue() (method of Table), 306
 getLatestGCI() (method of Ndb), 115
 getLatestGCI() (method of NdbEventOperation) (DEPRECATED), 165
 getLength() (method of Column), 41
 getLength() (method of NdbBlob), 146
 getLinearFlag() (method of Table), 306
 getLockHandle() (method of NdbOperation), 224
 getLockMode() (method of NdbOperation), 225
 getLogfileGroup() (method of Dictionary), 68
 getLogfileGroup() (method of Undofile), 328
 getLogfileGroupId() (method of Undofile), 328
 getLogging() (method of Index), 98
 getLogging() (method of Table), 306
 getMapLen() (method of HashMap), 94
 getMapping() (method of Session), 745
 getMapValues() (method of HashMap), 94
 getMaxLoadFactor() (method of Table), 307
 getMaxPendingBlobReadBytes() (method of NdbTransaction), 279
 getMaxPendingBlobWriteBytes() (method of NdbTransaction), 279
 getMaxRows() (method of Table), 307
 getMinLoadFactor() (method of Table), 307
 getMinRows() (method of Table), 307
 getMySQLCode (ClusterJ), 678
 getName() (method of Column), 41
 getName() (method of Event), 81
 getName() (method of ForeignKey), 88
 getName() (method of HashMap), 94
 getName() (method of Index), 99
 getName() (method of LogfileGroup), 104
 getName() (method of Tablespace), 324
 getNdbError() (method of Dictionary), 69
 getNdbError() (method of Ndb), 116
 getNdbError() (method of NdbBlob), 146
 getNdbError() (method of NdbEventOperation), 165
 getNdbError() (method of NdbInterpretedCode), 199
 getNdbError() (method of NdbOperation), 226
 getNdbError() (method of NdbScanFilter), 257
 getNdbError() (method of NdbTransaction), 280
 getNdbErrorDetail() (method of Ndb), 116
 getNdbErrorLine() (method of NdbOperation), 226
 getNdbErrorLine() (method of NdbTransaction), 280
 getNdbErrorOperation() (method of NdbTransaction), 280
 getNdbIndexOperation() (method of NdbTransaction), 280
 getNdbIndexScanOperation() (method of NdbTransaction), 281
 getNdbObjectName() (method of Ndb), 117
 getNdbOperation() (method of NdbBlob), 147
 getNdbOperation() (method of NdbScanFilter), 257
 getNdbOperation() (method of NdbTransaction), 281
 getNdbScanOperation() (method of NdbTransaction), 281
 getNdbTransaction() (method of NdbOperation), 226
 getNdbTransaction() (method of NdbScanOperation), 263
 getNextAttrId() (method of NdbDictionary), 153
 getNextCompletedOperation() (method of NdbTransaction), 281
 getNode() (method of Datafile), 53
 getNode() (method of Undofile) (OBSOLETE), 328
 getNoOfAutoIncrementColumns() (method of Table), 308
 getNoOfColumns() (method of Index), 99
 getNoOfColumns() (method of Table), 308
 getNoOfEventColumns() (method of Event), 81
 getNoOfPrimaryKeys() (method of Table), 308
 getNull() (method of NdbBlob), 146
 getNullable() (method of Column), 41
 getNullBitOffset() (method of NdbDictionary), 154
 getObjectId() (method of Datafile), 54
 getObjectId() (method of Event), 82
 getObjectId() (method of ForeignKey), 92
 getObjectId() (method of HashMap), 95
 getObjectId() (method of Index), 100
 getObjectId() (method of LogfileGroup), 104
 getObjectId() (method of Object), 292
 getObjectId() (method of Table), 308
 getObjectId() (method of Tablespace), 324
 getObjectId() (method of Undofile), 328
 getObjectStatus() (method of Datafile), 54
 getObjectStatus() (method of Event), 81
 getObjectStatus() (method of ForeignKey), 92
 getObjectStatus() (method of HashMap), 95
 getObjectStatus() (method of Index), 99
 getObjectStatus() (method of LogfileGroup), 104

getObjectStatus() (method of Object), 292
 getObjectStatus() (method of Table), 309
 getObjectStatus() (method of Tablespace), 324
 getObjectStatus() (method of Undofile), 329
 getObjectVersion() (method of Table) (OBSOLETE), 309
 getObjectVersion() (method of Datafile), 54
 getObjectVersion() (method of Event), 82
 getObjectVersion() (method of ForeignKey), 92
 getObjectVersion() (method of HashMap), 95
 getObjectVersion() (method of Index), 99
 getObjectVersion() (method of LogfileGroup), 104
 getObjectVersion() (method of Object), 293
 getObjectVersion() (method of Table), 309
 getObjectVersion() (method of Tablespace), 324
 getObjectVersion() (method of Undofile), 329
 getOffset() (method of NdbDictionary), 154
 getOnDeleteAction() (method of ForeignKey), 90
 getOnUpdateAction() (method of ForeignKey), 90
 getSessionFactories() (method of Mynode), 744
 getSessionFactories() (method of SessionFactory), 746
 getParentColumnCount() (method of ForeignKey), 89
 getParentColumnNo() (method of ForeignKey), 89
 getParentIndex() (method of ForeignKey), 89
 getParentTable() (method of ForeignKey), 88
 getPartitionBalance() (method of Table), 309
 getPartitionBalanceString() (method of Table), 310
 getPartitionId() (method of Table), 310
 getPartitionKey() (method of Column), 41
 getPartSize() (method of Column), 42
 getPath() (method of Datafile), 54
 getPath() (method of Undofile), 329
 getPos() (method of NdbBlob), 147
 getPreBlobHandle() (method of NdbEventOperation), 166
 getPrecision() (method of Column), 42
 getPreValue() (method of NdbEventOperation), 166
 getPrimaryKey() (method of Column), 43
 getPrimaryKey() (method of Table), 310
 getPruned() (method of NdbScanOperation), 263
 getQueryBuilder (ClusterJ), 712
 getRangeListData() (method of Table), 310
 getRangeListDataLen() (method of Table), 310
 getRecordIndexName() (method of NdbDictionary), 154
 getRecordRowLength() (method of NdbDictionary), 154
 getRecordTableName() (method of NdbDictionary), 154
 getRecordType() (method of NdbDictionary), 155
 getRecvThreadActivationThreshold (ClusterJ), 717
 getRecvThreadCPUIds (ClusterJ), 717
 getReport() (method of Event), 82
 getResultList (ClusterJ), 706
 getRollbackOnly (ClusterJ), 721
 getRollbackOnly() (method of Transaction), 749
 getRowChecksumIndicator() (method of Table), 311
 getRowGCIndicator() (method of Table), 311
 getRowSizeInBytes() (method of Table), 311
 getServiceInstance (ClusterJ), 683, 683, 684, 684
 getServiceInstances (ClusterJ), 684
 getSession (ClusterJ), 717, 718
 getSession() (method of Batch), 739
 getSessionFactory (ClusterJ), 685, 685, 720
 getSingleUserMode() (method of Table), 311
 getSize() (method of Datafile), 54
 getSize() (method of Undofile), 329
 getSizeInBytesForRecord() (method of Column), 43
 getSorted() (method of NdbIndexScanOperation), 174
 getState() (method of NdbBlob), 147
 getState() (method of NdbEventOperation), 166
 getStatus (ClusterJ), 678
 getStorageType() (method of Column), 44
 getStringProperty (ClusterJ), 685
 getStripeSize() (method of Column), 44
 getTable() (method of Dictionary), 69
 getTable() (method of Event), 82
 getTable() (method of Index), 100
 getTable() (method of NdbInterpretedCode), 199
 getTable() (method of NdbOperation), 226
 getTableEvent() (method of Event), 83
 getTableId() (method of Table), 311
 getTableMetadata() (method of Session), 745
 getTableName() (method of Event), 83
 getTableName() (method of NdbOperation), 226
 getTablespace() (method of Datafile), 55
 getTablespace() (method of Dictionary), 69
 getTablespace() (method of Table), 312
 getTablespaceData() (method of Table), 312
 getTablespaceDataLen() (method of Table), 313
 getTablespaceId() (method of Datafile), 55
 getTablespaceNames() (method of Table), 313
 getTablespaceNamesLen() (method of Table), 313
 getTransactionId() (method of NdbTransaction), 282
 getType (ClusterJ), 734
 getType() (method of Column), 44
 getType() (method of Index), 100
 getType() (method of NdbOperation), 227
 getType() (method of NdbRecAttr), 246
 getUndoBufferSize() (method of LogfileGroup), 104
 getUndofile() (method of Dictionary), 69
 getUndoFreeWords() (method of LogfileGroup), 105
 getValue() (method of NdbBlob), 147
 getValue() (method of NdbEventOperation), 167
 getValue() (method of NdbOperation), 227
 getValuePtr() (method of NdbDictionary), 155
 GetValueSpec
 NDB API structure, 228
 getVersion() (method of NdbBlob), 148
 getWordsUsed() (method of NdbInterpretedCode), 199
 get_auto_reconnect() (method of Ndb_cluster_connection), 133
 get_eventbuffer_free_percent() (method of Ndb), 114
 get_eventbuf_max_alloc() (method of Ndb), 114
 get_event_buffer_memory_usage() (method of Ndb), 115
 get_latest_error() (method of Ndb_cluster_connection), 133
 get_latest_error_msg() (method of Ndb_cluster_connection), 134

get_max_adaptive_send_time() (method of Ndb_cluster_connection), 134
get_next_ndb_object() (method of Ndb_cluster_connection), 134
get_num_rcv_threads() (method of Ndb_cluster_connection), 135
get_range_no() (method of NdbIndexScanOperation), 174
get_size_in_bytes() (method of NdbRecAttr), 245
get_system_name() (method of Ndb_cluster_connection), 135
get_tls_certificate_path() (method of Ndb_cluster_connection), 135
grant tables
 and NDB API applications, 2
greaterEqual (ClusterJ), 730
greaterThan (ClusterJ), 731
Group (NdbScanFilter data type), 258
gt() (method of NdbScanFilter), 258

H

hasDefaultValues() (method of Table), 313
hasError() (method of NdbEventOperation) (DEPRECATED), 167
HashMap
 NDB API class, 92
HashMap constructor, 93
HashMap::equal(), 95
HashMap::getMapLen(), 94
HashMap::getMapValues(), 94
HashMap::getName(), 94
HashMap::getObjectId(), 95
HashMap::getObjectStatus(), 95
HashMap::getObjectVersion(), 95
HashMap::setMap(), 94
HashMap::setName(), 94
hasSchemaTrans() (method of Dictionary), 70

I

in (ClusterJ), 731
incValue() (method of NdbOperation), 230
Index
 NDB API class, 95
Index (ClusterJ), 723
Index::addColumn(), 97
Index::addColumnName(), 98
Index::addColumnNames(), 98
Index::getColumn(), 98
Index::getLogging(), 98
Index::getName(), 99
Index::getNoOfColumns(), 99
Index::getObjectId(), 100
Index::getObjectStatus(), 99
Index::getObjectVersion(), 99
Index::getTable(), 100
Index::getType(), 100
Index::setName(), 101

Index::setTable(), 101
Index::setType(), 101
Index::Type, 101
IndexBound
 NDB API structure, 174
INDEX_USED (ClusterJ), 704
Indices (ClusterJ), 724
init() (method of Ndb), 118
initDefaultHashMap() (method of Dictionary), 70
initial node restart
 defined, 4
insertTuple() (method of NdbOperation), 230
insertTuple() (method of NdbTransaction), 282
int32_value() (method of NdbRecAttr), 246
int64_value() (method of NdbRecAttr), 246
int8_value() (method of NdbRecAttr), 246
integer comparison methods (of NdbScanFilter class), 251
Interfaces (ClusterJ)
 ColumnMetadata, 686
 Constants, 690
 Dbug, 698
 DynamicObjectDelegate, 702
 Predicate, 728
 PredicateOperand, 729
 Query, 703
 QueryBuilder, 732
 QueryDefinition, 733
 QueryDomainType, 733
 Results, 708
 Session, 708
 SessionFactory, 716
 SessionFactoryService, 720
 Transaction, 720
interpretedDeleteTuple() (method of NdbOperation), 231
interpretedUpdateTuple() (method of NdbOperation), 232
interpretedWriteTuple() (method of NdbOperation), 232
interpret_exit_last_row() (method of NdbInterpretedCode), 200
interpret_exit_last_row() (method of NdbOperation), 231
interpret_exit_nok() (method of NdbInterpretedCode), 200
interpret_exit_nok() (method of NdbOperation), 231
interpret_exit_ok() (method of NdbInterpretedCode), 200
interpret_exit_ok() (method of NdbOperation), 231
invalidateIndex() (method of Dictionary), 70
invalidateTable() (method of Dictionary), 71
isActive (ClusterJ), 721
isActive() (method of Transaction), 749
isBatch() (method of Context), 741
isClosed (ClusterJ), 712
isClosed() (method of Session), 745
isConsistent() (method of Ndb) (DEPRECATED), 118

isConsistent() (method of NdbEventOperation) (DEPRECATED), 168
isConsistentGCI() (method of Ndb) (DEPRECATED), 119
isEmptyEpoch() (method of NdbEventOperation), 168
isErrorEpoch() (method of NdbEventOperation), 168
isExpectingHigherQueuedEpochs() (method of Ndb), 119
isfalse() (method of NdbScanFilter), 256
isNotNull (ClusterJ), 731
isnotnull() (method of NdbScanFilter), 256
isNull (ClusterJ), 731
isNull() (method of NdbDictionary), 155
isNULL() (method of NdbRecAttr), 247
isnull() (method of NdbScanFilter), 256
isOverrun() (method of NdbEventOperation), 168
isPartitionKey (ClusterJ), 687
isPrimaryKey (ClusterJ), 687
istrue() (method of NdbScanFilter), 256
iteration
 Ndb objects, 134
iterator (ClusterJ), 708

J

Java, 661
JavaScript, 737
 API documentation, 739
javaType (ClusterJ), 687
JDBC
 known issues, 736

K

key (ClusterJ), 723
Key_part_ptr
 NDB API structure, 120

L

LCP (Local Checkpoint)
 defined, 3
le() (method of NdbScanFilter), 258
lessEqual (ClusterJ), 731
lessThan (ClusterJ), 732
like (ClusterJ), 732
List
 NDB API class, 105
listBatches() (method of Session), 745
listIndexes() (method of Dictionary), 71
listObjects() (method of Dictionary), 72
listTables() (method of Session), 745
load (ClusterJ), 712
load() (method of Context), 740
load_const_null() (method of NdbInterpretedCode), 200
load_const_null() (method of NdbOperation), 233
load_const_u16() (method of NdbInterpretedCode), 201
load_const_u32() (method of NdbInterpretedCode), 201

load_const_u32() (method of NdbOperation), 232
load_const_u64() (method of NdbInterpretedCode), 201
load_const_u64() (method of NdbOperation), 232
Lob (ClusterJ), 724
lock handles
 NDB API, 225, 288
lock handling
 and scan operations, 11
lockCurrentTuple() (method of NdbScanOperation), 264
locking and transactions
 NDB API, 224
LockMode (ClusterJ), 702
LockMode (NdbOperation data type), 233
lock_ndb_objects() (method of ndb_cluster_connection), 136
LogfileGroup
 NDB API class, 102
LogfileGroup::getAutoGrowSpecification(), 103
LogfileGroup::getName(), 104
LogfileGroup::getObjectId(), 104
LogfileGroup::getObjectStatus(), 104
LogfileGroup::getObjectVersion(), 104
LogfileGroup::getUndoBufferSize(), 104
LogfileGroup::getUndoFreeWords(), 105
LogfileGroup::setAutoGrowSpecification(), 105
LogfileGroup::setName(), 105
LogfileGroup::setUndoBufferSize(), 105
lookup (ClusterJ), 680
lt() (method of NdbScanFilter), 259

M

makePersistent (ClusterJ), 713
makePersistentAll (ClusterJ), 713
management (MGM) node
 defined, 3
mapField() (method of TableMapping), 746
markModified (ClusterJ), 713
maxLength (ClusterJ), 687
medium_value() (method of NdbRecAttr), 247
mergeEvents() (method of Event), 83
mergeEvents() (method of NdbEventOperation), 169
Methods (ClusterJ)
 and, 729
 append, 699
 begin, 720
 between, 730
 charsetName, 687
 close, 710, 717
 columnType, 687
 commit, 720
 createQuery, 710
 createQueryDefinition, 732
 currentState, 717
 currentTransaction, 710
 debug, 700, 700
 deletePersistent, 710, 710

deletePersistentAll, 705, 711, 711
 equal, 730
 execute, 705, 705, 705
 explain, 705
 find, 711
 flush, 700, 711
 found, 712
 get, 700, 734
 getBooleanProperty, 683
 getClassification, 678
 getCode, 678
 getConnectionPoolSessionCounts, 717
 getMysqlCode, 678
 getQueryBuilder, 712
 getRecvThreadActivationThreshold, 717
 getRecvThreadCPUids, 717
 getResultList, 706
 getRollbackOnly, 721
 getServiceInstance, 683, 683, 684, 684
 getServiceInstances, 684
 getSession, 717, 718
 getSessionFactory, 685, 685, 720
 getStatus, 678
 getStringProperty, 685
 getType, 734
 greaterEqual, 730
 greaterThan, 731
 in, 731
 isActive, 721
 isClosed, 712
 isNotNull, 731
 isNull, 731
 isPartitionKey, 687
 isPrimaryKey, 687
 iterator, 708
 javaType, 687
 lessEqual, 731
 lessThan, 732
 like, 732
 load, 712
 lookup, 680
 makePersistent, 713
 makePersistentAll, 713
 markModified, 713
 maximumLength, 687
 name, 688
 newDbug, 686
 newInstance, 713, 713
 not, 729, 733
 nullable, 688
 number, 688
 or, 729
 output, 700
 param, 733
 persist, 714
 pop, 701
 precision, 688
 print, 701
 push, 701, 701
 reconnect, 718, 718
 release, 714
 remove, 714
 rollback, 721
 savePersistent, 714
 savePersistentAll, 715
 scale, 688
 set, 701, 701
 setLimits, 706
 setLockMode, 715
 setOrdering, 707
 setParameter, 707
 setPartitionKey, 715
 setRecvThreadActivationThreshold, 718
 setRecvThreadCPUids, 719
 setRollbackOnly, 721
 trace, 701
 unloadSchema, 715
 updatePersistent, 716
 updatePersistentAll, 716
 where, 733
 MGM API
 coding examples, 655
 errors, 653
 multiple clusters, 15
 multiple clusters, connecting to
 example, 486, 657
 Mynode (Connector for JavaScript), 742
 Mynode.connect(), 744
 Mynode.ConnectionProperties(), 742
 Mynode.getOpenSessionFactories(), 744
 Mynode.openSession(), 744
 MySQL NDB Cluster Connector for Java, 661
 and foreign keys, 736
 and joins, 736
 and TIMESTAMP, 736
 and views, 736
 known issues, 735, 736
 MySQL privileges
 and NDB API applications, 2
N
 name (ClusterJ), 688, 722, 724, 728
 NDB
 defined, 4
 record structure, 13
 Ndb
 NDB API class, 106
 NDB API
 and MySQL privileges, 2
 coding examples, 474
 defined, 5
 errors, 330
 lock handles, 225, 288
 NDB API classes
 overview, 5
 NDB Cluster

- benchmarks, 6
- memcached (NO LONGER SUPPORTED), 759
- ndbmemcache (NO LONGER SUPPORTED), 759
- Node.js, 737
- performance, 6
- NDB Cluster replication
 - and Column, 38
 - and Dictionary::create*() methods, 59
- Ndb::closeTransaction(), 111
- Ndb::computeHash(), 111
- Ndb::dropEventOperation(), 112
- Ndb::EventBufferMemoryUsage
 - NDB API structure, 112
- Ndb::getDatabaseName(), 113
- Ndb::getDatabaseSchemaName(), 113
- Ndb::getDictionary(), 113
- Ndb::getGCIEventOperations() (DEPRECATED), 114
- Ndb::getHighestQueuedEpoch(), 115
- Ndb::getLatestGCI() (DEPRECATED), 115
- Ndb::getNdbError(), 116
- Ndb::getNdbErrorDetail(), 116
- Ndb::getNdbObjectName(), 117
- Ndb::get_eventbuffer_free_percent(), 114
- Ndb::get_eventbuf_max_alloc(), 114
- Ndb::get_event_buffer_memory_usage(), 115
- Ndb::init(), 118
- Ndb::isConsistent() (DEPRECATED), 118
- Ndb::isConsistentGCI() (DEPRECATED), 119
- Ndb::isExpectingHigherQueuedEpochs(), 119
- Ndb::Key_part_ptr
 - NDB API structure, 120
- Ndb::nextEvent() (DEPRECATED), 120
- Ndb::nextEvent2(), 120
- Ndb::PartitionSpec
 - NDB API structure, 121
- Ndb::pollEvents() (DEPRECATED), 123
- Ndb::pollEvents2(), 124
- Ndb::setDatabaseName(), 125
- Ndb::setDatabaseSchemaName(), 125
- Ndb::setNdbObjectName(), 127
- Ndb::set_eventbuffer_free_percent(), 126
- Ndb::set_eventbuf_max_alloc(), 126
- Ndb::startTransaction(), 127
- NdbBlob
 - close(), 144
 - NDB API class, 140
- NdbBlob::ActiveHook type, 144
- NdbBlob::blobsFirstBlob(), 144
- NdbBlob::blobsNextBlob(), 144
- NdbBlob::getBlobEventName(), 145
- NdbBlob::getBlobTableName(), 145
- NdbBlob::getColumn(), 146
- NdbBlob::getLength(), 146
- NdbBlob::getNdbError(), 146
- NdbBlob::getNdbOperation(), 147
- NdbBlob::getNull(), 146
- NdbBlob::getPos(), 147
- NdbBlob::getState(), 147
- NdbBlob::getValue(), 147
- NdbBlob::getVersion(), 148
- NdbBlob::readData(), 148
- NdbBlob::setActiveHook(), 148
- NdbBlob::setNull(), 149
- NdbBlob::setPos(), 149
- NdbBlob::setValue(), 149
- NdbBlob::State type, 150
- NdbBlob::truncate(), 150
- NdbBlob::writeData(), 150
- NdbDictionary
 - NDB API class, 151
- NdbDictionary::AutoGrowSpecification
 - NDB API structure, 152
- NdbDictionary::Column
 - NDB API class, 34
- NdbDictionary::Dictionary
 - NDB API class, 56
- NdbDictionary::Event
 - NDB API class, 74
- NdbDictionary::getEmptyBitmask(), 153
- NdbDictionary::getFirstAttrId(), 153
- NdbDictionary::getNextAttrId(), 153
- NdbDictionary::getNullBitOffset(), 154
- NdbDictionary::getOffset(), 154
- NdbDictionary::getRecordIndexName(), 154
- NdbDictionary::getRecordRowLength(), 154
- NdbDictionary::getRecordTableName(), 154
- NdbDictionary::getRecordType(), 155
- NdbDictionary::getValuePtr(), 155
- NdbDictionary::Index
 - NDB API class, 95
- NdbDictionary::isNull(), 155
- NdbDictionary::LogfileGroup
 - NDB API class, 102
- NdbDictionary::Object
 - NDB API class, 291
- NdbDictionary::RecordSpecification
 - NDB API structure, 156
- NdbDictionary::setNull(), 157
- NdbDictionary::Table
 - NDB API class, 295
- NdbDictionary::Tablespace
 - NDB API class, 321
- NdbDictionary::Undofile
 - NDB API class, 326
- NdbError
 - NDB API structure, 157
- NdbError::Classification type, 159
- NdbError::Status type, 160
- NdbEventOperation
 - NDB API class, 160
- NdbEventOperation::clearError() (DEPRECATED), 163
- NdbEventOperation::execute(), 163
- NdbEventOperation::getBlobHandle(), 164
- NdbEventOperation::getEpoch(), 164
- NdbEventOperation::getEventType() (DEPRECATED), 164

NdbEventOperation::getEventType2(), 165
 NdbEventOperation::getGCI() (DEPRECATED), 165
 NdbEventOperation::getLatestGCI() (DEPRECATED), 165
 NdbEventOperation::getNdbError(), 165
 NdbEventOperation::getPreBlobHandle(), 166
 NdbEventOperation::getPreValue(), 166
 NdbEventOperation::getState(), 166
 NdbEventOperation::getValue(), 167
 NdbEventOperation::hasError() (DEPRECATED), 167
 NdbEventOperation::isConsistent() (DEPRECATED), 168
 NdbEventOperation::isEmptyEpoch(), 168
 NdbEventOperation::isErrorEpoch(), 168
 NdbEventOperation::isOverrun(), 168
 NdbEventOperation::mergeEvents(), 169
 NdbEventOperation::State, 169
 NdbEventOperation::tableFragmentationChanged(), 169
 NdbEventOperation::tableFrmChanged(), 170
 NdbEventOperation::tableNameChanged(), 170
 NdbIndexOperation
 NDB API class, 170
 NdbIndexOperation class
 example, 7
 NdbIndexOperation::deleteTuple(), 171
 NdbIndexOperation::getIndex(), 171
 NdbIndexOperation::readTuple(), 171
 NdbIndexOperation::updateTuple(), 172
 NdbIndexScanOperation
 NDB API class, 172
 NdbIndexScanOperation::BoundType, 173
 NdbIndexScanOperation::end_of_bound(), 173
 NdbIndexScanOperation::getDescending(), 174
 NdbIndexScanOperation::getSorted(), 174
 NdbIndexScanOperation::get_range_no(), 174
 NdbIndexScanOperation::IndexBound
 NDB API structure, 174
 NdbIndexScanOperation::readTuples(), 175
 NdbIndexScanOperation::reset_bounds(), 176
 NdbInterpretedCode
 branch_col_eq_param(), 187
 branch_col_ge_param(), 188
 branch_col_gt_param(), 190
 branch_col_le_param(), 191
 branch_col_lt_param(), 193
 branch_col_ne_param(), 194
 NDB API class, 178
 NdbInterpretedCode register-loading methods, 16
 NdbInterpretedCode() (constructor), 182
 NdbInterpretedCode::add_reg(), 183
 NdbInterpretedCode::add_val(), 183
 NdbInterpretedCode::branch_col_and_mask_eq_mask(), 184
 NdbInterpretedCode::branch_col_and_mask_eq_zero(), 184
 NdbInterpretedCode::branch_col_and_mask_ne_mask(), 185
 NdbInterpretedCode::branch_col_and_mask_ne_zero(), 185
 NdbInterpretedCode::branch_col_eq(), 186
 NdbInterpretedCode::branch_col_eq_null(), 187
 NdbInterpretedCode::branch_col_ge(), 187
 NdbInterpretedCode::branch_col_gt(), 189
 NdbInterpretedCode::branch_col_le(), 190
 NdbInterpretedCode::branch_col_like(), 191
 NdbInterpretedCode::branch_col_lt(), 192
 NdbInterpretedCode::branch_col_ne(), 193
 NdbInterpretedCode::branch_col_ne_null(), 194
 NdbInterpretedCode::branch_col_notlike(), 195
 NdbInterpretedCode::branch_eq(), 195
 NdbInterpretedCode::branch_eq_null(), 195
 NdbInterpretedCode::branch_ge(), 196
 NdbInterpretedCode::branch_gt(), 196
 NdbInterpretedCode::branch_label(), 196
 NdbInterpretedCode::branch_le(), 197
 NdbInterpretedCode::branch_lt(), 197
 NdbInterpretedCode::branch_ne(), 197
 NdbInterpretedCode::branch_ne_null(), 197
 NdbInterpretedCode::call_sub(), 198
 NdbInterpretedCode::copy(), 198
 NdbInterpretedCode::def_label(), 198
 NdbInterpretedCode::def_sub(), 198
 NdbInterpretedCode::finalise(), 199
 NdbInterpretedCode::getNdbError(), 199
 NdbInterpretedCode::getTable(), 199
 NdbInterpretedCode::getWordsUsed(), 199
 NdbInterpretedCode::interpret_exit_last_row(), 200
 NdbInterpretedCode::interpret_exit_nok(), 200
 NdbInterpretedCode::interpret_exit_ok(), 200
 NdbInterpretedCode::load_const_null(), 200
 NdbInterpretedCode::load_const_u16(), 201
 NdbInterpretedCode::load_const_u32(), 201
 NdbInterpretedCode::load_const_u64(), 201
 NdbInterpretedCode::read_attr(), 201
 NdbInterpretedCode::reset(), 202
 NdbInterpretedCode::ret_sub(), 202
 NdbInterpretedCode::sub_reg(), 203
 NdbInterpretedCode::sub_val(), 203
 NdbInterpretedCode::write_attr(), 204
 NdbLockHandle
 defined, 225
 using, 225
 ndbmemcache (NO LONGER SUPPORTED), 759
 NdbMgmHandle, 605, 612, 612, 613
 NdbOperation
 add_reg(), 210
 branch_col_and_mask_eq_mask(), 216
 branch_col_and_mask_eq_zero(), 217
 branch_col_and_mask_ne_mask(), 216
 branch_col_and_mask_ne_zero(), 217
 branch_col_eq(), 211
 branch_col_eq_null(), 211
 branch_col_ge(), 214
 branch_col_gt(), 213
 branch_col_le(), 213

branch_col_like(), 215
 branch_col_lt(), 212
 branch_col_ne(), 212
 branch_col_ne_null(), 211
 branch_col_notlike(), 215
 branch_eq(), 220
 branch_eq_null(), 221
 branch_ge(), 218
 branch_gt(), 218
 branch_label(), 221
 branch_le(), 219
 branch_lt(), 219
 branch_ne(), 220
 branch_ne_null(), 221
 call_sub(), 221
 def_label(), 222
 def_subroutine(), 222
 incValue(), 230
 interpretedDeleteTuple(), 231
 interpretedUpdateTuple(), 232
 interpretedWriteTuple(), 232
 interpret_exit_last_row(), 231
 interpret_exit_nok(), 231
 interpret_exit_ok(), 231
 load_const_null(), 233
 load_const_u32(), 232
 load_const_u64(), 232
 NDB API class, 204
 read_attr(), 235
 ret_sub(), 236
 subValue(), 240
 sub_reg(), 239
 write_attr(), 241
 NdbOperation class
 example, 7
 NdbOperation::AbortOption, 210
 NdbOperation::deleteTuple(), 222
 NdbOperation::equal(), 222
 NdbOperation::getBlobHandle(), 224
 NdbOperation::getLockHandle(), 224
 NdbOperation::getLockMode(), 225
 NdbOperation::getNdbError(), 226
 NdbOperation::getNdbErrorLine(), 226
 NdbOperation::getNdbTransaction(), 226
 NdbOperation::getTable(), 226
 NdbOperation::getTableName(), 226
 NdbOperation::getType(), 227
 NdbOperation::getValue(), 227
 NdbOperation::GetValueSpec
 NDB API structure, 228
 NdbOperation::insertTuple(), 230
 NdbOperation::LockMode, 233
 NdbOperation::NdbIndexOperation
 NDB API class, 170
 NdbOperation::NdbScanOperation
 NDB API class, 260
 NdbOperation::OperationOptions
 NDB API structure, 233
 NdbOperation::readTuple(), 236
 NdbOperation::setValue(), 236
 NdbOperation::SetValueSpec
 NDB API structure, 238
 NdbOperation::Type, 240
 NdbOperation::updateTuple(), 241
 NdbOperation::writeTuple(), 241
 NdbRecAttr
 NDB API class, 242
 NdbRecAttr class, 242
 NdbRecAttr::aRef(), 244
 NdbRecAttr::char_value(), 244
 NdbRecAttr::clone(), 245
 NdbRecAttr::double_value(), 245
 NdbRecAttr::float_value(), 245
 NdbRecAttr::getColumn(), 246
 NdbRecAttr::getType(), 246
 NdbRecAttr::get_size_in_bytes(), 245
 NdbRecAttr::int32_value(), 246
 NdbRecAttr::int64_value(), 246
 NdbRecAttr::int8_value(), 246
 NdbRecAttr::isNULL(), 247
 NdbRecAttr::medium_value(), 247
 NdbRecAttr::short_value(), 247
 NdbRecAttr::u_32_value(), 248
 NdbRecAttr::u_64_value(), 248
 NdbRecAttr::u_8_value(), 247
 NdbRecAttr::u_char_value(), 248
 NdbRecAttr::u_medium_value(), 248
 NdbRecAttr::u_short_value(), 248
 NdbRecord
 example, 511, 573
 NDB API interface, 249
 obtaining column size for, 43
 NdbScanFilter
 NDB API class, 250
 setSqlCmpSemantics(), 260
 NdbScanFilter class
 integer comparison methods, 251
 NdbScanFilter::begin(), 252
 NdbScanFilter::BinaryCondition, 252
 NdbScanFilter::cmp(), 253
 NdbScanFilter::cmp_param(), 254
 NdbScanFilter::end(), 255
 NdbScanFilter::eq(), 255
 NdbScanFilter::ge(), 257
 NdbScanFilter::getNdbError(), 257
 NdbScanFilter::getNdbOperation(), 257
 NdbScanFilter::Group, 258
 NdbScanFilter::gt(), 258
 NdbScanFilter::isfalse(), 256
 NdbScanFilter::isnotnull(), 256
 NdbScanFilter::isnull(), 256
 NdbScanFilter::istrue(), 256
 NdbScanFilter::le(), 258
 NdbScanFilter::lt(), 259
 NdbScanFilter::ne(), 259
 NdbScanFilter::reset(), 260

NdbScanOperation
 NDB API class, 260
 NdbScanOperation::close(), 262
 NdbScanOperation::deleteCurrentTuple(), 262
 NdbScanOperation::getNdbTransaction(), 263
 NdbScanOperation::getPruned(), 263
 NdbScanOperation::lockCurrentTuple(), 264
 NdbScanOperation::NdbIndexScanOperation
 NDB API class, 172
 NdbScanOperation::nextResult(), 265
 NdbScanOperation::readTuples(), 267
 NdbScanOperation::restart(), 267
 NdbScanOperation::ScanFlag, 267
 NdbScanOperation::ScanOptions
 NDB API structure, 269
 NdbScanOperation::updateCurrentTuple(), 271
 NdbTransaction
 NDB API class, 272
 NdbTransaction class methods
 using, 6
 NdbTransaction::AbortOption, 210
 NdbTransaction::close(), 275
 NdbTransaction::commitStatus(), 275
 NdbTransaction::CommitStatusType, 276
 NdbTransaction::deleteTuple(), 276
 NdbTransaction::ExecType, 277
 NdbTransaction::execute(), 277
 NdbTransaction::executePendingBlobOps(), 278
 NdbTransaction::getGCI(), 279
 NdbTransaction::getMaxPendingBlobReadBytes(), 279
 NdbTransaction::getMaxPendingBlobWriteBytes(), 279
 NdbTransaction::getNdbError(), 280
 NdbTransaction::getNdbErrorLine(), 280
 NdbTransaction::getNdbErrorOperation(), 280
 NdbTransaction::getNdbIndexOperation(), 280
 NdbTransaction::getNdbIndexScanOperation(), 281
 NdbTransaction::getNdbOperation(), 281
 NdbTransaction::getNdbScanOperation(), 281
 NdbTransaction::getNextCompletedOperation(), 281
 NdbTransaction::getTransactionId(), 282
 NdbTransaction::insertTuple(), 282
 NdbTransaction::readTuple(), 283
 NdbTransaction::refresh(), 284
 NdbTransaction::releaseLockHandle(), 285
 NdbTransaction::scanIndex(), 285
 NdbTransaction::scanTable(), 286
 NdbTransaction::setMaxPendingBlobReadBytes(), 287
 NdbTransaction::setMaxPendingBlobWriteBytes(), 287
 NdbTransaction::unlock(), 288
 NdbTransaction::updateTuple(), 289
 NdbTransaction::writeTuple(), 290
 Ndb_cluster_connection
 get_max_adaptive_send_time() method, 134
 get_next_ndb_object() method, 134
 get_num_rcv_threads(), 135
 get_rcv_thread_activation_threshold(), 135
 get_system_name(), 135
 get_tls_certificate_path(), 135
 NDB API class, 129
 set_max_adaptive_send_time(), 137
 set_num_rcv_threads(), 137
 set_rcv_thread_activation_threshold(), 138
 set_rcv_thread_cpu(), 139
 set_service_uri(), 138
 unset_rcv_thread_cpu(), 140
 ndb_cluster_connection
 lock_ndb_objects() method, 136
 unlock_ndb_objects() method, 139
 Ndb_cluster_connection::configure_tls(), 132
 Ndb_cluster_connection::connect(), 132
 Ndb_cluster_connection::get_auto_reconnect(), 133
 Ndb_cluster_connection::get_latest_error(), 133
 Ndb_cluster_connection::get_latest_error_msg(), 134
 Ndb_cluster_connection::set_auto_reconnect(), 136
 Ndb_cluster_connection::set_data_node_neighbour(), 136
 Ndb_cluster_connection::set_name(), 137
 Ndb_cluster_connection::set_optimized_node_selection(), 137
 Ndb_cluster_connection::set_timeout(), 139
 Ndb_cluster_connection::wait_until_ready(), 140
 ndb_end()
 NDB API function, 27
 ndb_init()
 NDB API function, 27
 ndb_logevent structure (MGM API), 646
 ndb_logevent_get_fd() function (MGM API), 608
 ndb_logevent_get_latest_error() function (MGM API), 610
 ndb_logevent_get_latest_error_msg() function (MGM API), 610
 ndb_logevent_get_next() function (MGM API), 608
 ndb_logevent_get_next2() function (MGM API), 609
 ndb_logevent_handle_error type (MGM API), 644
 Ndb_logevent_type type (MGM API), 638
 ndb_mgm_abort_backup() function (MGM API), 632
 ndb_mgm_cert_table struct (MGM API), 636
 ndb_mgm_cert_table_free() function (MGM API), 633
 ndb_mgm_check_connection() function (MGM API), 615
 ndb_mgm_cluster_state structure (MGM API), 652
 ndb_mgm_cluster_state2 structure (MGM API), 653
 ndb_mgm_connect() function (MGM API), 618
 ndb_mgm_connect_tls() function (MGM API), 634
 ndb_mgm_create_handle() function (MGM API), 612
 ndb_mgm_create_logevent_handle() function (MGM API), 608, 608
 ndb_mgm_destroy_handle() function (MGM API), 613
 ndb_mgm_destroy_logevent_handle() function (MGM API), 608
 ndb_mgm_disconnect() function (MGM API), 618
 ndb_mgm_dump_state() function (MGM API), 620
 ndb_mgm_enter_single_user() function (MGM API), 632
 ndb_mgm_error type (MGM API), 638
 ndb_mgm_event_category type (MGM API), 645

ndb_mgm_event_severity type (MGM API), 644
 ndb_mgm_exit_single_user() function (MGM API), 633
 ndb_mgm_get_clusterlog_loglevel() function (MGM API), 628
 ndb_mgm_get_clusterlog_severity_filter() function (MGM API), 627
 ndb_mgm_get_configuration_nodeid() function (MGM API), 614
 ndb_mgm_get_connected_host() function (MGM API), 614
 ndb_mgm_get_connected_port() function (MGM API), 614
 ndb_mgm_get_connectstring() function (MGM API), 613
 ndb_mgm_get_latest_error() function (MGM API), 610
 ndb_mgm_get_latest_error_desc() function (MGM API), 611
 ndb_mgm_get_latest_error_msg() function (MGM API), 611
 ndb_mgm_get_loglevel_clusterlog() function (MGM API) - DEPRECATED, 628
 ndb_mgm_get_status() function (MGM API), 619
 ndb_mgm_get_status2() function (MGM API), 619
 ndb_mgm_get_status3() function (MGM API), 620
 ndb_mgm_get_tls_stats() function (MGM API), 634
 ndb_mgm_get_version() function (MGM API), 614
 ndb_mgm_has_tls() function (MGM API), 635
 ndb_mgm_is_connected() function (MGM API), 615
 ndb_mgm_listen_event() function (MGM API), 607
 ndb_mgm_list_certs() function (MGM API), 635
 ndb_mgm_node_state structure (MGM API), 651
 ndb_mgm_node_state2 structure (MGM API), 652
 ndb_mgm_node_status type (MGM API), 637
 ndb_mgm_node_type type (MGM API), 637
 ndb_mgm_number_of_mgmd_in_connect_string() function (MGM API), 616
 ndb_mgm_reply structure (MGM API), 653
 ndb_mgm_restart() function (MGM API), 624
 ndb_mgm_restart2() function (MGM API), 625
 ndb_mgm_restart3() function (MGM API), 625
 ndb_mgm_restart4() function (MGM API), 626
 ndb_mgm_set_bindaddress() function (MGM API), 616
 ndb_mgm_set_clusterlog_loglevel() function (MGM API), 628
 ndb_mgm_set_clusterlog_severity_filter() function (MGM API), 627
 ndb_mgm_set_configuration_nodeid() function (MGM API), 617
 ndb_mgm_set_connectstring() function (MGM API), 617
 ndb_mgm_set_connect_timeout() function (MGM API), 616
 ndb_mgm_set_error_stream() function (MGM API), 611
 ndb_mgm_set_ignore_sigpipe() function (MGM API), 612
 ndb_mgm_set_name() function (MGM API), 612
 ndb_mgm_set_ssl_ctx() function (MGM API), 635
 ndb_mgm_set_timeout() function (MGM API), 618
 ndb_mgm_start() function (MGM API), 621
 ndb_mgm_start_backup() function (MGM API), 629
 ndb_mgm_start_backup2() function (MGM API), 629
 ndb_mgm_start_backup3() function (MGM API), 630
 ndb_mgm_start_backup4() function (MGM API), 631
 ndb_mgm_start_tls() function (MGM API), 636
 ndb_mgm_stop() function (MGM API), 622
 ndb_mgm_stop2() function (MGM API), 622
 ndb_mgm_stop3() function (MGM API), 623
 ndb_mgm_stop4() function (MGM API), 623
 ndb_mgm_tls_stats struct (MGM API), 636
 ne() (method of NdbScanFilter), 259
 newDbg (ClusterJ), 686
 newInstance (ClusterJ), 713, 713
 nextEvent() (method of Ndb) (DEPRECATED), 120
 nextEvent2() (method of Ndb), 120
 nextResult() (method of NdbScanOperation), 265
 NoCommit
 defined, 6
 node
 defined, 3
 node failure
 defined, 4
 node restart
 defined, 4
 Node.js, 737
 not (ClusterJ), 729, 733
 NotPersistent (ClusterJ), 725
 nullable (ClusterJ), 688
 NullValue (ClusterJ), 725
 nullValue (ClusterJ), 727
 number (ClusterJ), 688

O

Object
 NDB API class, 291
 Object::Datafile
 NDB API class, 51
 Object::ForeignKey
 NDB API class, 85
 Object::FragmentType, 292
 Object::getObjectId(), 292
 Object::getObjectStatus(), 292
 Object::getObjectVersion(), 293
 Object::HashMap
 NDB API class, 92
 Object::PartitionBalance, 293
 Object::State, 293
 Object::Status, 294
 Object::Store, 294
 Object::Type, 294
 openSession() (method of Mynode), 744
 openSession() (method of SessionFactory), 746
 OperationOptions
 NDB API structure, 233
 operations
 defined, 6
 scanning, 8

single-row, 7
transactions and, 6
or (ClusterJ), 729
output (ClusterJ), 700

P

param (ClusterJ), 733
PartitionBalance (Object data type), 293
PartitionKey (ClusterJ), 725
PartitionSpec
 NDB API structure, 121
persist (ClusterJ), 714
persist() (method of Context), 740
PersistenceCapable (ClusterJ), 726
PersistenceModifier (ClusterJ), 726
Persistent (ClusterJ), 727
pollEvents() (method of Ndb) (DEPRECATED), 123
pollEvents2() (method of Ndb), 124
pop (ClusterJ), 701
precision (ClusterJ), 688
Predicate (ClusterJ), 728
PredicateOperand (ClusterJ), 729
prepareHashMap() (method of Dictionary), 72
primaryKey (ClusterJ), 727
PrimaryKey (ClusterJ), 727
print (ClusterJ), 701
Projection (ClusterJ), 728
PROPERTY_CLUSTER_BYTE_BUFFER_POOL_SIZES
(ClusterJ), 695
PROPERTY_CLUSTER_CONNECTION_SERVICE
(ClusterJ), 696
PROPERTY_CLUSTER_CONNECTSTRING
(ClusterJ), 696
PROPERTY_CLUSTER_CONNECT_AUTO_INCREMENT_BATCH_SIZE
(ClusterJ), 695
PROPERTY_CLUSTER_CONNECT_AUTO_INCREMENT_SPAN
(ClusterJ), 695
PROPERTY_CLUSTER_CONNECT_AUTO_INCREMENT_STEP
(ClusterJ), 695
PROPERTY_CLUSTER_CONNECT_DELAY
(ClusterJ), 695
PROPERTY_CLUSTER_CONNECT_RETRIES
(ClusterJ), 695
PROPERTY_CLUSTER_CONNECT_TIMEOUT_AFTER
(ClusterJ), 695
PROPERTY_CLUSTER_CONNECT_TIMEOUT_BEFORE
(ClusterJ), 696
PROPERTY_CLUSTER_CONNECT_TIMEOUT_MGM
(ClusterJ), 696
PROPERTY_CLUSTER_CONNECT_VERBOSE
(ClusterJ), 696
PROPERTY_CLUSTER_DATABASE (ClusterJ), 696
PROPERTY_CLUSTER_MAX_TRANSACTIONS
(ClusterJ), 696
PROPERTY_CONNECTION_POOL_NODEIDS
(ClusterJ), 696
PROPERTY_CONNECTION_POOL_RECV_THREAD_ACTIVATION_THRESHOLD
(ClusterJ), 697

PROPERTY_CONNECTION_POOL_RECV_THREAD_CPUIDS
(ClusterJ), 697
PROPERTY_CONNECTION_POOL_SIZE (ClusterJ),
697
PROPERTY_CONNECTION_RECONNECT_TIMEOUT
(ClusterJ), 697
PROPERTY_DEFER_CHANGES (ClusterJ), 697
PROPERTY_JDBC_DRIVER_NAME (ClusterJ), 697
PROPERTY_JDBC_PASSWORD (ClusterJ), 698
PROPERTY_JDBC_URL (ClusterJ), 698
PROPERTY_JDBC_USERNAME (ClusterJ), 698
push (ClusterJ), 701, 701

Q

Query (ClusterJ), 703
Query.Ordering (ClusterJ), 707
QueryBuilder (ClusterJ), 732
QueryDefinition (ClusterJ), 733
QueryDomainType (ClusterJ), 733

R

readData() (method of NdbBlob), 148
readTuple() (method of NdbIndexOperation), 171
readTuple() (method of NdbOperation), 236
readTuple() (method of NdbTransaction), 283
readTuples() (method of NdbIndexScanOperation), 175
readTuples() (method of NdbScanOperation), 267
read_attr() (method of NdbInterpretedCode), 201
read_attr() (method of NdbOperation), 235
reconnect (ClusterJ), 718, 718
record structure
 NDB, 13
RecordSpecification
 NDB API structure, 156
refresh() (method of NdbTransaction), 284
Register-loading methods (NdbInterpretedCode), 16
release (ClusterJ), 714
releaseEvent() (method of Dictionary), 73
releaseLockHandle() (method of NdbTransaction), 285
releaseRecord() (method of Dictionary), 73
remove (ClusterJ), 714
remove() (method of Context), 740
removeCachedIndex() (method of Dictionary), 73
removeCachedTable() (method of Dictionary), 73
reset() (method of NdbInterpretedCode), 202
reset() (method of NdbScanFilter), 260
reset_bounds() (method of NdbIndexScanOperation),
176
restart() (method of NdbScanOperation), 267
restore
 defined, 3
Results (ClusterJ), 708
ret_sub() (method of NdbInterpretedCode), 202
ret_sub() (method of NdbOperation), 236
rollback (ClusterJ), 721
rollback() (method of Transaction), 748

S

- save() (method of Context), 741
- savePersistent (ClusterJ), 714
- savePersistentAll (ClusterJ), 715
- scale (ClusterJ), 688
- scan operations, 8
 - characteristics, 9
 - used for updates or deletes, 10
 - with lock handling, 11
- ScanFlag (NdbScanOperation data type), 267
- scanIndex() (method of NdbTransaction), 285
- ScanOptions
 - NDB API structure, 269
- scans
 - performing with NdbScanFilter and NdbScanOperation, 495
 - types supported, 1
 - using secondary indexes
 - example, 508
 - example (using NdbRecord), 511
- scanTable() (method of NdbTransaction), 286
- SCAN_TYPE (ClusterJ), 704
- SCAN_TYPE_INDEX_SCAN (ClusterJ), 704
- SCAN_TYPE_PRIMARY_KEY (ClusterJ), 704
- SCAN_TYPE_TABLE_SCAN (ClusterJ), 704
- SCAN_TYPE_UNIQUE_KEY (ClusterJ), 705
- Schema transactions, 60
- schema transactions
 - and Dictionary::prepareHashMap() method, 72
- SchemaTransFlag, 66
- Session (ClusterJ), 708
- Session class (Connector for JavaScript), 745
- Session.close(), 745
- Session.createBatch(), 745
- Session.currentTransaction(), 745
- Session.getMapping(), 745
- Session.getTableMetadata(), 745
- Session.isClosed(), 745
- Session.listBatches(), 745
- Session.listTables(), 745
- Session.setLockMode(), 745
- SessionFactory (ClusterJ), 716
- SessionFactory class (Connector for JavaScript), 746
- SessionFactory.close(), 746
- SessionFactory.getOpenSessions(), 746
- SessionFactory.openSession(), 746
- SessionFactory.State (ClusterJ), 719
- SessionFactoryService (ClusterJ), 719
- SESSION_FACTORY_SERVICE_CLASS_NAME (ClusterJ), 698
- SESSION_FACTORY_SERVICE_FILE_NAME (ClusterJ), 698
- set (ClusterJ), 701, 701
- setActiveHook() (method of NdbBlob), 148
- setArrayType() (method of Column), 44
- setAutoGrowSpecification() (method of LogfileGroup), 105
- setAutoGrowSpecification() (method of Tablespace), 325
- setAutoIncrement() (method of Column), 44
- setAutoIncrementInitialValue() (method of Column), 45
- setCharset() (method of Column), 45
- setChild() (method of ForeignKey), 91
- setDatabaseName() (method of Ndb), 125
- setDatabaseSchemaName() (method of Ndb), 125
- setDefaultLogfileGroup() (method of Tablespace), 325
- setDefaultNoPartitionsFlag() (method of Table), 314
- setDefaultValue() (method of Column), 45
- setDurability() (method of Event), 83
- setEventBufferQueueEmptyEpoch() (method of Ndb), 125
- setExtentSize() (method of Tablespace), 325
- setExtraMetadata() (method of Table), 314
- setForceVarPart() (method of Table), 314
- setFragmentCount() (method of Table), 315
- setFragmentData() (method of Table), 315
- setFragmentType() (method of Table), 315
- setFrm() (method of Table), 315
- setHashMap() (method of Table), 316
- setKValue() (method of Table), 316
- setLength() (method of Column), 46
- setLimits (ClusterJ), 706
- setLinearFlag() (method of Table), 316
- setLockMode (ClusterJ), 715
- setLockMode() (method of Session), 745
- setLogfileGroup() (method of Undofile), 329
- setLogging() (method of Table), 316
- setMap() (method of HashMap), 94
- setMaxLoadFactor() (method of Table), 317
- setMaxPendingBlobReadBytes() (method of NdbTransaction), 287
- setMaxPendingBlobWriteBytes() (method of NdbTransaction), 287
- setMaxRows() (method of Table), 317
- setMinLoadFactor() (method of Table), 317
- setName() (method of Column), 46
- setName() (method of Event), 84
- setName() (method of ForeignKey), 90
- setName() (method of HashMap), 94
- setName() (method of Index), 101
- setName() (method of LogfileGroup), 105
- setName() (method of Table), 317
- setName() (method of Tablespace), 325
- setNdbObjectName() (method of Ndb), 127
- setNode() (method of Datafile), 55
- setNode() (method of Undofile) (OBSOLETE), 330
- setNull() (method of NdbBlob), 149
- setNull() (method of NdbDictionary), 157
- setNullable() (method of Column), 46
- setObjectType() (method of Table) (OBSOLETE), 318
- setOnDeleteAction() (method of ForeignKey), 91
- setOnUpdateAction() (method of ForeignKey), 91
- setOrdering (ClusterJ), 707
- setParameter (ClusterJ), 707
- setParent() (method of ForeignKey), 91

setPartitionBalance() (method of Table), 318
 setPartitionKey (ClusterJ), 715
 setPartitionKey() (method of Column), 47
 setPartSize() (method of Column), 47
 setPath() (method of Datafile), 55
 setPath() (method of Undofile), 330
 setPos() (method of NdbBlob), 149
 setPrecision() (method of Column), 48
 setPrimaryKey() (method of Column), 48
 setRangeListData() (method of Table), 318
 setRecvThreadActivationThreshold (ClusterJ), 718
 setRecvThreadCPUids (ClusterJ), 719
 setReport() (method of Event), 84
 setRollbackOnly (ClusterJ), 721
 setRollbackOnly() (method of Transaction), 749
 setRowChecksumIndicator() (method of Table), 318
 setRowGCIndicator() (method of Table), 319
 setScale() (method of Column), 48
 setSchemaObjectOwnerChecks(), 288
 setSchemaObjectOwnerChecks() (method of NdbTransaction), 288
 setSingleUserMode() (method of Table), 319
 setSize() (method of Datafile), 56
 setSize() (method of Undofile), 330
 setSqlCmpSemantics() (method of NdbScanFilter), 260
 setStatusInvalid() (method of Table), 319
 setStorageType() (method of Column), 49
 setStripeSize() (method of Column), 48
 setTable() (method of Event), 84
 setTable() (method of Index), 101
 setTablespace() (method of Datafile), 56
 setTablespace() (method of Table), 319
 setTablespaceData() (method of Table), 320
 setTablespaceNames() (method of Table), 320
 setType() (method of Column), 49
 setType() (method of Index), 101
 setUndoBufferSize() (method of LogfileGroup), 105
 setValue() (method of NdbBlob), 149
 setValue() (method of NdbOperation), 236
 SetValueSpec
 NDB API structure, 238
 set_auto_reconnect() (method of Ndb_cluster_connection), 136
 set_data_node_neighbour() (method of Ndb_cluster_connection), 136
 set_eventbuffer_free_percent() (method of Ndb), 126
 set_eventbuf_max_alloc() (method of Ndb), 126
 set_max_adaptive_send_time() (method of Ndb_cluster_connection), 137
 set_name() (method of Ndb_cluster_connection), 137
 set_num_recv_threads() (method of Ndb_cluster_connection), 137
 set_optimized_node_selection() (method of Ndb_cluster_connection), 137
 set_recv_thread_activation_threshold() (method of Ndb_cluster_connection), 135, 138
 set_recv_thread_cpu() (method of Ndb_cluster_connection), 139
 set_service_uri() (method of Ndb_cluster_connection), 138
 set_timeout() (method of Ndb_cluster_connection), 139
 short_value() (method of NdbRecAttr), 247
 SingleUserMode (Table data type), 320
 SQL node
 defined, 3
 startTransaction() (method of Ndb), 127
 State (NdbBlob data type), 150
 State (NdbEventOperation data type), 169
 State (Object data type), 293
 Status (NdbError data type), 160
 Status (Object data type), 294
 StorageType (Column data type), 49
 Store (Object data type), 294
 subValue() (method of NdbOperation), 240
 sub_reg() (method of NdbInterpretedCode), 203
 sub_reg() (method of NdbOperation), 239
 sub_val() (method of NdbInterpretedCode), 203
 system crash
 defined, 4
 system restart
 defined, 4

T

Table
 getExtraMetadata(), 303
 getRowSizeInBytes(), 311
 getSingleUserMode(), 311
 NDB API class, 295
 setExtraMetadata(), 314
 setSingleUserMode(), 319
 Table::addColumn(), 301
 Table::aggregate(), 301
 Table::equal(), 302
 Table::getColumn(), 302
 Table::getDefaultNoPartitionsFlag(), 303
 Table::getForceVarPart(), 303
 Table::getFragmentCount(), 304
 Table::getFragmentData(), 304
 Table::getFragmentDataLen(), 304
 Table::getFragmentNodes(), 304
 Table::getFragmentType(), 305
 Table::getFrmData(), 305
 Table::getFrmLength(), 305
 Table::getHashMap(), 306
 Table::getKValue(), 306
 Table::getLinearFlag(), 306
 Table::getLogging(), 306
 Table::getMaxLoadFactor(), 307
 Table::getMaxRows(), 307
 Table::getMinLoadFactor(), 307
 Table::getMinRows(), 307
 Table::getNoOfAutoIncrementColumns(), 308
 Table::getNoOfColumns(), 308
 Table::getNoOfPrimaryKeys(), 308
 Table::getObjectId(), 308
 Table::getObjectStatus(), 309

Table::getObjectType() (OBSOLETE), 309
 Table::getObjectVersion(), 309
 Table::getPartitionBalance(), 309
 Table::getPartitionBalanceString(), 309
 Table::getPartitionId(), 310
 Table::getPrimaryKey(), 310
 Table::getRangeListData(), 310
 Table::getRangeListDataLen(), 310
 Table::getRowChecksumIndicator(), 311
 Table::getRowGCIndicator(), 311
 Table::getTableId(), 311
 Table::getTablespace(), 312
 Table::getTablespaceData(), 312
 Table::getTablespaceDataLen(), 313
 Table::getTablespaceNames(), 313
 Table::getTablespaceNamesLen(), 313
 Table::hasDefaultValues(), 313
 Table::setDefaultNoPartitionsFlag(), 314
 Table::setForceVarPart(), 314
 Table::setFragmentCount(), 315
 Table::setFragmentData(), 315
 Table::setFragmentType(), 315
 Table::setFrm(), 315
 Table::setHashMap(), 316
 Table::setKValue(), 316
 Table::setLinearFlag(), 316
 Table::setLogging(), 316
 Table::setMaxLoadFactor(), 317
 Table::setMaxRows(), 317
 Table::setMinLoadFactor(), 317
 Table::setName(), 317
 Table::setObjectType() (OBSOLETE), 318
 Table::setPartitionBalance(), 318
 Table::setRangeListData(), 318
 Table::setRowChecksumIndicator(), 318
 Table::setRowGCIndicator(), 319
 Table::setStatusInvalid(), 319
 Table::setTablespace(), 319
 Table::setTablespaceData(), 320
 Table::setTablespaceNames(), 320
 Table::SingleUserMode, 320
 Table::validate(), 320
 TableEvent (Event data type), 85
 tableFragmentationChanged() (method of NdbEventOperation), 169
 tableFrmChanged() (method of NdbEventOperation), 170
 TableMapping class (Connector for JavaScript), 746
 TableMapping.applyToClass(), 747
 TableMapping.mapField(), 746
 TableMetadata class (Connector for JavaScript), 747
 tableNameChanged() (method of NdbEventOperation), 170
 Tablespace
 NDB API class, 321
 Tablespace::getAutoGrowSpecification(), 323
 Tablespace::getDefaultLogfileGroup(), 323
 Tablespace::getDefaultLogfileGroupId(), 323
 Tablespace::getExtentSize(), 324
 Tablespace::getName(), 324
 Tablespace::getObjectId(), 324
 Tablespace::getObjectStatus(), 324
 Tablespace::getObjectVersion(), 324
 Tablespace::setAutoGrowSpecification(), 325
 Tablespace::setDefaultLogfileGroup(), 325
 Tablespace::setExtentSize(), 325
 Tablespace::setName(), 325
 TC
 and NDB Kernel, 12
 defined, 4
 selecting, 13
 threading, 14
 trace (ClusterJ), 701
 Transaction (ClusterJ), 720
 Transaction class (Connector for JavaScript), 748
 Transaction Coordinator
 defined, 4
 transaction coordinator, 127
 Transaction.begin(), 748
 Transaction.commit(), 748
 Transaction.getRollbackOnly(), 749
 Transaction.isActive(), 749
 Transaction.rollback(), 748
 Transaction.setRollbackOnly(), 749
 transactions
 concurrency, 14
 example, 486
 handling and transmission, 14
 performance, 14
 synchronous, 6
 example of use, 481
 using, 5
 transactions and locking
 NDB API, 224
 transporter
 defined, 4
 truncate() (method of NdbBlob), 150
 TUP
 and NDB Kernel, 13
 defined, 4
 Tuple Manager
 defined, 4
 Type (Column data type), 50
 Type (Index data type), 101
 Type (NdbOperation data type), 240
 Type (Object data type), 294

U

Undofile
 NDB API class, 326
 Undofile::getFileNo() (OBSOLETE), 327
 Undofile::getLogfileGroup(), 328
 Undofile::getLogfileGroupId(), 328
 Undofile::getNode() (OBSOLETE), 328
 Undofile::getObjectId(), 328
 Undofile::getObjectStatus(), 329

Undofile::getObjectVersion(), 329
Undofile::getPath(), 329
Undofile::getSize(), 329
Undofile::setLogfileGroup(), 329
Undofile::setNode() (OBSOLETE), 330
Undofile::setPath(), 330
Undofile::setSize(), 330
unique (ClusterJ), 724
unloadSchema (ClusterJ), 715
unlock() (method of NdbTransaction), 288
unlock_ndb_objects() (method of
ndb_cluster_connection), 139
unset_recv_thread_cpu() (method of
Ndb_cluster_connection), 140
update() (method of Context), 741
updateCurrentTuple() (method of NdbScanOperation),
271
updatePersistent (ClusterJ), 716
updatePersistentAll (ClusterJ), 716
updateTuple() (method of NdbIndexOperation), 172
updateTuple() (method of NdbOperation), 241
updateTuple() (method of NdbTransaction), 289
u_32_value() (method of NdbRecAttr), 248
u_64_value() (method of NdbRecAttr), 248
u_8_value() (method of NdbRecAttr), 247
u_char_value() (method of NdbRecAttr), 248
u_medium_value() (method of NdbRecAttr), 248
u_short_value() (method of NdbRecAttr), 248

V

validate() (method of Table), 320
value (ClusterJ), 722, 723, 723, 724
vendorName (ClusterJ), 723
version information
 in MGM API, 614
visibility of database objects
 and MySQL Server, 38, 59

W

wait_until_ready() (method of Ndb_cluster_connection),
140
where (ClusterJ), 733
writeData() (method of NdbBlob), 150
writeTuple() (method of NdbOperation), 241
writeTuple() (method of NdbTransaction), 290
write_attr() (method of NdbInterpretedCode), 204
write_attr() (method of NdbOperation), 241

