



2024

SAT[®] Weekend

Understanding Scores


FOR STUDENTS AND FAMILIES



Contact Us

FOR STUDENTS AND PARENTS


 sat.org/inquiry


 866-756-7346

CUSTOMER SERVICE MAILING ADDRESS

 College Board SAT Program
P.O. Box 025505
Miami, FL 33102

FOR EDUCATORS

 sateducator@collegeboard.org
k12reports@info.collegeboard.org

 866-502-6384
Monday–Friday, 8 a.m.–7 p.m. ET

The SAT Suite of Assessments

The SAT® Suite of Assessments is an integrated system of tests that includes the SAT (for students in grades 11 and 12), the PSAT/NMSQT® and the PSAT™ 10 (for grades 10 and 11), and the PSAT™ 8/9 (for grades 8 and 9).

The tests measure the same skills and knowledge in grade-appropriate ways. They work together to show student progress over time so educators, students, and parents can monitor the student's level of preparation for university or a career. Their content reflects the kinds of meaningful, engaging, and challenging work that students find in middle school and high school courses taught today.

The SAT, the last test in the suite, is a globally recognized university admission test that's widely accepted by universities in the U.S. and in almost 70 other countries.

The SAT is one of the most accessible and fair ways for students from all backgrounds to show what they know and stand out to universities.

Going Digital

While the transition to digital brings a number of student- and educator-friendly changes, many important features of the SAT Suite have stayed the same. The SAT Suite continues to measure the knowledge and skills that students are learning in school and that matter most for college and career readiness. The digital SAT Suite is easier to take, easier to give, more secure, and more relevant. We haven't simply created a digital version of the current paper and pencil tests—we're taking full advantage of what digital testing makes possible.

This Understanding Scores brochure includes information about how to interpret and use scores on the SAT that will be administered in 2024.

The SAT that students take in 2024 will be delivered digitally. It includes the following sections:

READING AND WRITING

The Reading and Writing section measures comprehension and reasoning skills and focuses on close reading of passages in a wide array of subject areas. It also measures a range of skills, including command of evidence, expression of ideas, and the use of standard English conventions in grammar and punctuation.

MATH

This section includes multiple-choice and student-produced response questions, and students are permitted to use a calculator on all math questions. The Math section assesses skills in algebra, problem solving and data analysis, manipulation of complex equations, geometry, and trigonometry.

How the SAT Is Scored

All test questions are scored as correct or incorrect. There is no penalty for guessing. The difficulty level and other qualities of each question (such as how well it differentiates skill level or how easy it is to guess on a question)—as well as whether the student got the question right or wrong—are taken into account when calculating a student's score. That score is then converted to the reported scaled score of 200–800. Every test conforms to a standardized specification of question types and qualities, so all students have equitable opportunity to demonstrate their strengths.

HOW THE DIGITAL SAT IS ORGANIZED

The digital SAT Suite uses multistage adaptive testing (MST). Relying on MST means we can fairly and accurately measure the same things with a shorter, more secure test while preserving test reliability. Both the Reading and Writing and the Math sections are divided into two equal-length and separately timed stages, each composed of a module of questions. The first module contains a mix of easy, medium, and hard questions. Based on how a student performs on the first module, the second module of questions will either be more difficult or less difficult.

By adapting to a student's performance level, the responsive test will provide students with a more efficient assessment of their academic strengths.

Differences Between Scores on Digital and Paper and Pencil SAT

The digital SAT and paper and pencil SAT measure similar, but not identical, content, so a score on the paper and pencil test is not a perfect predictor of how a student would perform on the digital test (and vice versa).

College Board conducted two concordance studies in the spring and fall of 2022 to establish the direct relationship between paper-based and digital SAT scores. These studies' results support the hypothesis of a direct one-to-one relationship between the two versions of the assessment. In other words, the scores on the two versions of the SAT are comparable, and scores from both tests can be fairly evaluated side by side without a concordance table.

Students should focus on the section scores if they are curious about the growth they can expect to see in their scores on a future SAT administration. Each score report PDF provides a set of projected score ranges for students that reflect typical growth. Of course, a student's individual growth will be shaped by the courses taken and by the practice the student undertakes between assessments.

Students who wish to improve their performance on the SAT Suite should follow these guidelines:

- Develop academic skills through challenging coursework.
- Read extensively and develop strong writing skills.
- Engage in deliberate practice in the 4 math areas that are emphasized the most in the assessments.
- Take full-length practice tests in the digital testing app, Bluebook™, review results in My Practice, and use Official Digital SAT Prep on Khan Academy® for free, tailored practice of the skills they need to improve.

HOW SCHOOLS MAY USE SCORES

Through our K–12 score reporting portal, educators can access the official downloadable score report PDF for printing and sharing with the student. Educators can also see additional interpretive insights about the student's results. The PDF, titled "Your Scores", (sample shown on page 6) clearly summarizes a student's current achievement levels and encourages next steps to increase college and career readiness. Teachers can review the official score report PDFs with students to help them understand what their scores mean. Reviewing their scores can also help students see their strengths, which can increase their confidence and show them content areas in which they can handle more advanced coursework.

How Students May Send Their Scores

When students register for and take the SAT, they have the ability to designate up to four colleges, universities, or scholarship programs to receive their scores for free. If a student wants to change where their scores are sent, they have until nine days after the SAT Weekend test date to alter their four free score reports at no charge.

Sending scores to additional colleges, universities, or scholarship programs can be requested for a fee online. We share the names of the organizations a student selects for their four free score sends with the student's school and district.

When a student requests that we send their scores to the colleges, universities, or scholarship programs they choose, we send their scores, certain demographic information about them, and other information they provide when taking the SAT to those organizations, in accordance with sat.org/scores. These organizations may use this information to send students information about admissions, educational, financial aid, and scholarship opportunities.

Being contacted by these organizations does not mean a student has been admitted or are eligible for a scholarship or financial aid program. Students must submit an application to be considered for admission at a college or university, and complete any steps required by any scholarship programs to be considered for their opportunities. In certain college and university systems, once a student submits their score to one school, other schools within that system will also have access to your score. Please note, however, that if they are applying to more than one school within a college or university system, it is still important for them to send their SAT scores to each individual school. If they are not sure whether the specific school you are applying to is part of such a system, they should contact the school's admissions office.

The scores the student receives and the score reports received by colleges and their high school contain total and section scores. Additional score sends include all their available scores unless they choose otherwise, as explained further in the [SAT Student Guide](#). College Board doesn't use either their raw score or their reported scaled score by itself or in combination with any other information to predict their individual future academic performance at specific postsecondary institutions. However, College Board does help individual colleges and universities use and interpret SAT scores.

SAT Scores

Total Scores

The total score is the sum of the two section scores; its range is 400–1600.

Section Scores

Students receive scores in the range of 200–800 for each of two sections.

- The Reading and Writing section
- The Math section

Accessing Official Student Scores

A downloadable PDF called “Your Scores” is provided for every SAT test taker. As always, students aged 13 or older may use their personal College Board account to view additional insights online.

Score reports will be automatically sent to the student’s high school and to any other organizations/institutions chosen by the student. Students can review the PDF score report with educators at their school. Schools have access to the downloadable PDFs for their students through the [online K–12 score reporting portal](#).

Information About Scores

In the official score report PDF, the student can view the three scores available in a digital SAT—total score, Reading and Writing section score, and Math section score. For each score, the official score report PDF includes:

- The range of possible scores: 400–1600 for total score, and 200–800 for section scores.
- The All Tester Percentile (formally called the “User Percentile”) of each score. For example, if a student’s score is in the 70th percentile, 70% of a comparison group achieved scores at or below that student’s score.

All Tester Percentiles are based on the actual scores of students in the past 3 graduating classes who took the SAT during high school.

Information About Knowledge and Skills

Students can view a graphic showing their performance on each of the 8 content areas measured on the SAT.

- There are 4 content areas in Reading and Writing, and 4 in Math.
- In each content area, students can view:
 - ♦ The approximate number of questions in the content area and what percentage of the section that represents (e.g., 12–14 questions would be about 26% of the Reading and Writing section).
 - ♦ A visual indication of how the student performed in each content area.
- Students can use this section to identify content areas they may want to focus on to practice and improve.


Additional Support

The last section of the score report PDF focuses on next steps the student can take after reviewing their scores. A QR code or link will provide them more information on tools and services related to these next steps, which include reviewing the additional insights on their scores provided in the online portal, Official Digital SAT Prep on Khan Academy, college and career exploration, and scholarship opportunities. The score report now includes Career Insights Snapshot, a new feature of the score report that shows growing careers in the student’s state that also connect to the skills they demonstrated on the test. These careers are examples, not recommendations, and can inspire career exploration earlier in high school. See the score report case study on page 5 for more information.

The SAT Score Report

A Case Study: Sample SAT Score Report

Take a look at the sample score report below and on the next page. Use the corresponding information to help you interpret your student's SAT score report.



Name: Sophie Scholar
Grade: 11
Test administration: SAT Mar. 9, 2024
Tested on: Mar. 9, 2024

Your Scores

SAT Scores

TOTAL SCORE

1120 | 400-1600 (75th*)

Score Range: 1080-1160
Average Score (all test-takers): 1100

SECTION SCORES

Reading and Writing

620 | 200-800 (60th*)

Your Score Range: 590-650
Average Score (all test-takers): 600

Math

500 | 200-800 (70th*)

Your Score Range: 470-530
Average Score (all test-takers): 530

* Percentiles represent the percent of 11th grade test takers from the past 3 years who scored the same as or below you.
Score range: This is the range of scores you could possibly get if you took the SAT multiple times on different days.

Knowledge and Skills

View your performance across the 8 content domains measured on the SAT.

Reading and Writing

Information and Ideas
(26% of test section, 12-14 questions)

Craft and Structure
(28% of test section, 13-15 questions)

Expression of Ideas
(20% of test section, 8-12 questions)

Standard English Conventions
(26% of test section, 11-15 questions)

Math

Algebra
(35% of test section, 13-15 questions)

Advanced Math
(35% of test section, 13-15 questions)

Problem Solving & Data Analysis
(15% of test section, 5-7 questions)


Geometry & Trigonometry
(15% of test section, 5-7 questions)

Career Insights Snapshot


Your skills are in demand! Consider exploring these growing careers in your state that need skills like yours. **These are examples, not recommendations**, to help jump-start your career exploration.

INTEREST AREA*	CAREER EXAMPLES	MEDIAN YEARLY INCOME IN MI	NUMBER OF JOBS IN MI**	JOB GROWTH	MOST COMMON EDUCATION LEVEL
Doers	Industrial Machinery Mechanics	\$59,000	25,600	+10%	Certificate
Persuaders	Wind Energy Operations Managers	\$63,000	24,300	+10%	Associate degree
Creators	Graphic Designers	\$46,000	8,900	+9%	Bachelor's degree
Helpers	Critical Care Nurses	\$77,000	107,000	+3%	Bachelor's degree
Thinkers	Mechanical Engineers	\$92,000	33,900	+3%	Bachelor's degree
Organizers	Treasurers and Financial Controllers	\$124,000	21,100	+12%	Bachelor's degree

* For more information about career insights, including interest areas, visit satsuite.org/whatsnext.
**Number of reflects the expected number of new job openings in 2028. Percentage reflects the expected growth in new job openings between 2023 and 2028. Data source: Lightcast.io



Don't see a career you're interested in?
Learn more about almost 1,000 careers for free.



satsuite.org/whatsnext

© 2024 College Board.

WHAT ARE SOPHIE'S SCORES?

Sophie's Reading and Writing score is 620, and her Math score is 500, for a total score of 1120. By reviewing her performance on the content domains in each subject, Sophie can see where her knowledge and skills are already strong and identify areas where she can improve.

WHAT ARE SOPHIE'S SCORE PERCENTILES?

Since Sophie is in 11th grade, the percentiles compare her scores with those of all 11th graders around the world who took the SAT. Sophie scored as well or better in Reading and Writing than 60% of a globally representative group of 11th-grade students. In Math, she scored as well or better than 70% of a globally representative group of juniors. Putting both scores together, Sophie scored as well or better than 75% of students in her grade on the SAT as a whole.

Score Report

WHAT CAN SOPHIE LEARN FROM THIS CAREER SNAPSHOT?


Since she is based in the U.S., Sophie's score report includes Career Insight examples—helpful information about growing careers in her state and that connect to her scores. Whether Sophie sees a career she's curious about or not, the examples can spark her interest in learning more about what careers are out there and key information like median yearly income, expected growth rate for new job openings in her state over the next five years, and the most common education level for people in that career. While these might be careers worth watching in Sophie's state, she can learn more about careers that reflect her interests at satsuite.org/whatsnext.

HOW CAN SOPHIE LEARN MORE ABOUT HER SCORES?

If she's under age 13, Sophie can talk to her school counselor to see her full score report and learn how to prepare for the SAT. If Sophie is age 13 or older, she can also choose to visit sat.org to personally find out this information.

HOW CAN SOPHIE MEASURE HER PROGRESS?

As a student in 11th grade, Sophie may choose to take the SAT again at her school or on another SAT Weekend test date if she wants to improve her score. She can continue to take advantage of practice resources by visiting sat.org/digital-practice.



Name: **Sophie Scholar**
 Grade: **11**
 Test administration: **SAT Mar. 9, 2024**
 Tested on: **Mar. 9, 2024**

Your Scores

SAT Scores

TOTAL SCORE

1120

Score Range: 1080-1160
Average Score (all test-takers): 1100

SECTION SCORES

Reading and Writing

620

Your Score Range: 590-650
Average Score (all test-takers): 600

Math

500

Your Score Range: 470-530
Average Score (all test-takers): 530

* Percentiles represent the percent of 11th grade test takers from the past 3 years who scored the same as or below you.
 Score range: This is the range of scores you could possibly get if you took the SAT multiple times on different days.

Knowledge and Skills

View your performance across the 8 content domains measured on the SAT.

Reading and Writing

Information and Ideas
(26% of test section, 12-14 questions)

Craft and Structure
(28% of test section, 13-15 questions)

Expression of Ideas
(20% of test section, 8-12 questions)

Standard English Conventions
(26% of test section, 11-15 questions)

Math

Algebra
(35% of test section, 13-15 questions)

Advanced Math
(28% of test section, 13-15 questions)

Problem Solving & Data Analysis
(15% of test section, 5-7 questions)


Geometry & Trigonometry
(15% of test section, 5-7 questions)

Career Insights Snapshot


Your skills are in demand! Consider exploring these growing careers in your state that need skills like yours. **These are examples, not recommendations**, to help jump-start your career exploration.

INTEREST AREA*	CAREER EXAMPLES	MEDIAN YEARLY INCOME IN MI	NUMBER OF JOBS JOB GROWTH IN MI**	MOST COMMON EDUCATION LEVEL
Doers	Industrial Machinery Mechanics	\$59,000	25,600 +10%	Certificate
Persuaders	Wind Energy Operations Managers	\$63,000	24,300 +10%	Associate degree
Creators	Graphic Designers	\$46,000	8,900 +9%	Bachelor's degree
Helpers	Critical Care Nurses	\$77,000	107,000 +3%	Bachelor's degree
Thinkers	Mechanical Engineers	\$92,000	33,900 +3%	Bachelor's degree
Organizers	Treasurers and Financial Controllers	\$124,000	21,100 +12%	Bachelor's degree

* For more information about career insights, including interest areas, visit satsuite.org/whatsnext.
 **Number of reflects the expected number of new job openings in 2028. Percentage reflects the expected growth in new job openings between 2023 and 2028. Data source: Lightcast.io



Don't see a career you're interested in?
 Learn more about almost 1,000 careers for free.



satsuite.org/whatsnext

© 2024 College Board.

Score Report

Sample Official Score Report (Downloadable PDF)



Name: **Sophie Scholar**
 Grade: **11**
 Test administration: **SAT Mar. 9, 2024**
 Tested on: **Mar. 9, 2024**

Your Scores

SAT Scores

TOTAL SCORE

1120 | 400-1600 | **75th***

Score Range: 1080-1160
 Average Score (all test takers): 1100

SECTION SCORES

Reading and Writing

620 | 200-800 | **60th***

Your Score Range: 590-650
 Average Score (all test takers): 600

Math

500 | 200-800 | **70th***

Your Score Range: 470-530
 Average Score (all test takers): 530

* Percentiles represent the percent of 11th grade test takers from the past 3 years who scored the same as or below you.

Score range: This is the range of scores you could possibly get if you took the SAT multiple times on different days.

Knowledge and Skills

View your performance across the 8 content domains measured on the SAT.

Reading and Writing

Information and Ideas
 (26% of test section, 12-14 questions)



Craft and Structure
 (28% of test section, 13-15 questions)



Expression of Ideas
 (20% of test section, 8-12 questions)



Standard English Conventions
 (26% of test section, 11-15 questions)



Math

Algebra
 (35% of test section, 13-15 questions)



Advanced Math
 (35% of test section, 13-15 questions)



Problem Solving & Data Analysis
 (15% of test section, 5-7 questions)



Geometry & Trigonometry
 (15% of test section, 5-7 questions)



Career Insights Snapshot

Your skills are in demand! Consider exploring these growing careers in your state that need skills like yours. **These are examples, not recommendations**, to help jump-start your career exploration.

INTEREST AREA*	CAREER EXAMPLES	MEDIAN YEARLY INCOME IN MI	NUMBER OF JOBS IN MI**	JOB GROWTH IN MI**	MOST COMMON EDUCATION LEVEL
Doers	Industrial Machinery Mechanics	\$59,000	25,600	+10%	Certificate
Persuaders	Wind Energy Operations Managers	\$63,000	24,300	+10%	Associate degree
Creators	Graphic Designers	\$46,000	8,900	+9%	Bachelor's degree
Helpers	Critical Care Nurses	\$77,000	107,000	+3%	Bachelor's degree
Thinkers	Mechanical Engineers	\$92,000	33,900	+3%	Bachelor's degree
Organizers	Treasurers and Financial Controllers	\$124,000	21,100	+12%	Bachelor's degree

* For more information about career insights, including interest areas, visit satsuite.org/whatsnext.

**Number of reflects the expected number of new job openings in 2028. Percentage reflects the expected growth in new job openings between 2023 and 2028.

Data source: Lightcast.io



**Don't see a career you're interested in?
 Learn more about almost 1,000 careers for free.**



satsuite.org/whatsnext

Additional SAT Insights

Students age 13 or older who already have a College Board student account can get additional insights into their performance on the digital SAT in the online student scores portal at studentscores.collegeboard.org. Students can watch a video breakdown of their online scores at satsuite.collegeboard.org/sat/scores/understanding-scores/your-score-report-explained.

Putting Scores in Context

SCORE COMPARISONS

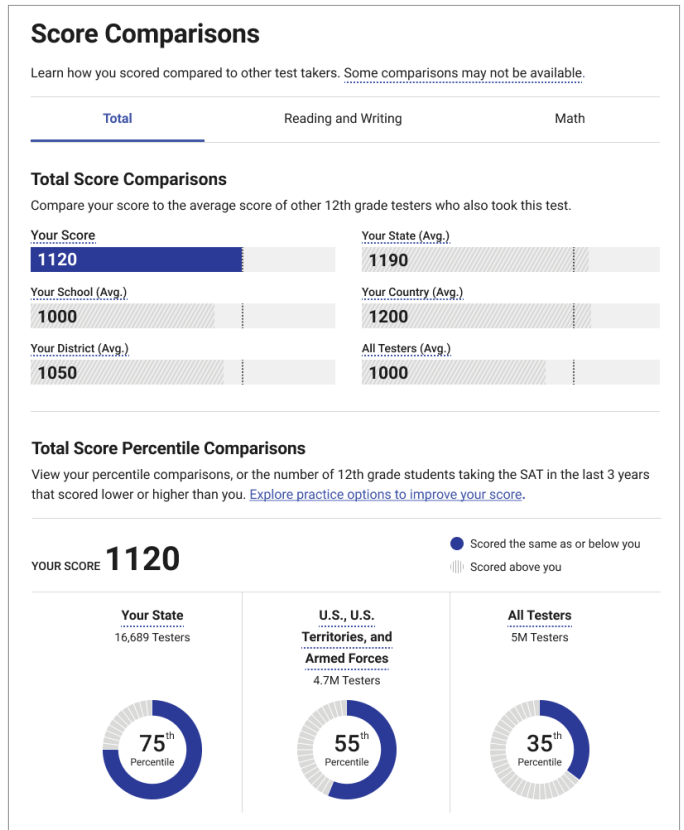
Students can see more contextual comparisons of their scores in the portal. Students can compare their total and section scores to the average scores of all testers in their:

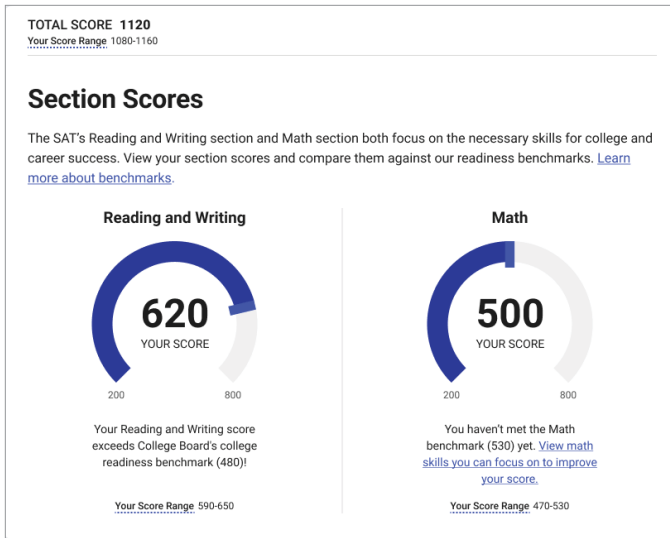
- School (as applicable)
- District (public schools, as applicable)
- State (U.S.-based & territories)
- All Testers (domestic and international)

PERCENTILES

The additional insights provided in the online scores portal include percentiles not provided in the downloadable PDF.

- The percentile ranks include:
 - ♦ Country (all testers in the student's country)
 - ♦ State (all testers in the student's state, available for U.S. and U.S. territories only)
 - ♦ All Testers (domestic and international)
- For the percentiles above, the student's score is ranked among testers from the last 3 years, i.e., students in the graduating cohort from each year.





Online score insights

More About Knowledge and Skills

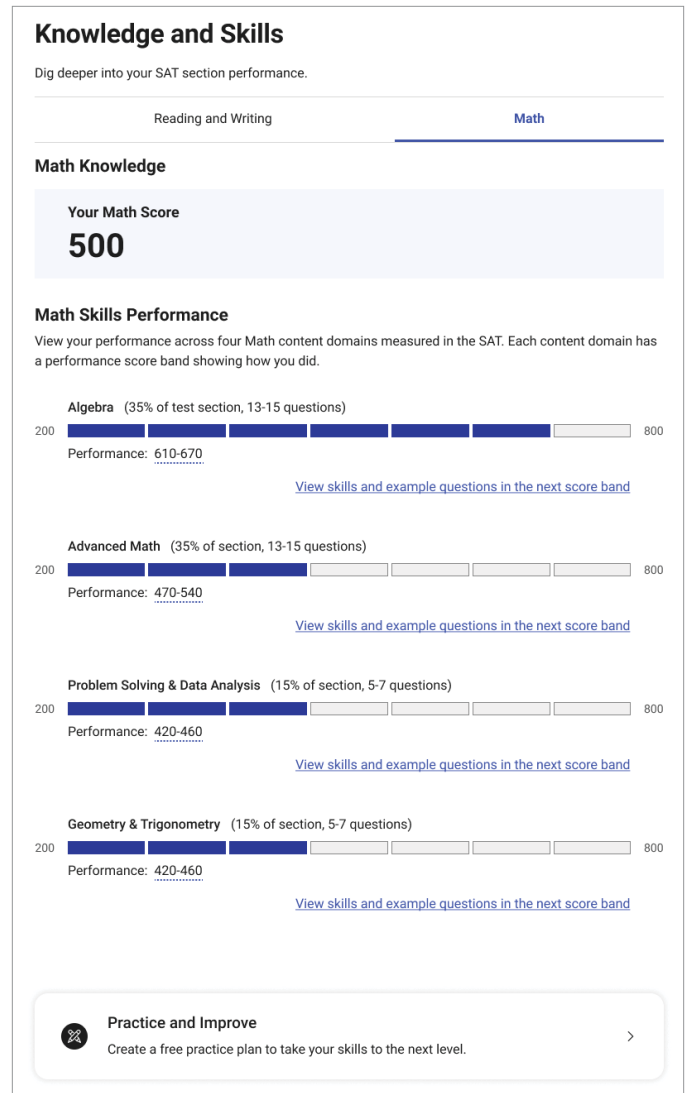
Based on our **Skills Insight™ tool**, we provide students with a deeper dive into the knowledge and skills measured by the SAT. Students may view a breakdown of their knowledge and skills across 4 content areas in Reading and Writing and 4 content areas in Math.

- The online insights go further by helping students view their performance across 7 defined performance score bands to get a sense of how they did in each area.
- Students can:
 - ♦ Click **View Skills and Example Questions in Next Score Band** to access the Skills Insight tool and see skills and example questions that students in the next performance score band are typically able to demonstrate, as well as examples of the kinds of questions that these students are likely able to answer correctly.
 - ♦ From the next performance score band, they can navigate to any other performance score band in the Skills Insight tool, including their current performance score band.

Section Benchmarks

Students can also view their section level readiness benchmarks in the online scores portal. We'll indicate if the student has met the section benchmark or not, providing links to resources to help them analyze what skills to focus on for improvement.

Additionally, we show students their score range and provide a link to information about how a score range more accurately reflects their level of knowledge and skills than a single score.



Online score insights

Career Insights Snapshot

Your skills are in demand! Consider exploring these growing careers in your state that need skills like yours. **These are examples, not recommendations**, to help jump-start your career exploration. Don't see a career you're interested in? Learn more about almost 1,000 careers for free on bigfuture.org.

CAREER EXAMPLES

Industrial Machinery Mechanics	
Median Yearly Income in MI	\$59,000
Interest Area*	Doers
Number of Jobs/Job Growth in MI**	25,600 /+10%
Most Common Education Level	Certificate
See Career Details	

Wind Energy Operations Managers	
Median Yearly Income in MI	\$63,000
Interest Area*	Persuaders
Number of Jobs/Job Growth in MI**	24,300 /+10%
Most Common Education Level	Associate degree
See Career Details	

Data source: Lightcast.io

* For more information about career insights, including interest areas, visit bigfuture.org.

** Number reflects the expected number of new job openings in 2028. Percentage reflects the expected growth in new job openings between 2023 and 2028.

[Explore Careers](#)

Online score insights

Further Guidance

Students can view next steps with linked resources to do more with their score, including:

- Finding practice resources to improve their score.
- Registering for another SAT.
- Connecting with universities.
- Sending their scores to universities, colleges, and scholarship organizations.
- Planning for their future using their SAT score on BigFuture®.

Career Exploration

To expand on the information in their downloadable score report PDF, students can:

- View even more potential careers online at bigfuture.org.
- Explore careers tailored to their interests with [Career Quiz](#).
- Find free resources to help them take the next steps down their career path.

Next Steps

- [Get a Higher Score](#)
- [Retake the SAT](#)
- [Help Colleges Find You](#)
- [Send Your Scores](#)
- [Get Your Personalized AP Course Recommendations](#)

Online score insights

Your Future, Your Way

Need help with planning your life after high school? Our free, personalized tools can help.

- Discover 4,000+ colleges in the U.S. and worldwide
- Search over \$4 billion in scholarship opportunities
- Explore up to 1,000 careers, and more

[Explore BigFuture](#)

Online score insights

Next Steps for Students and Parents

View a video walk-through of the score report: satsuite.collegeboard.org/sat/scores

Learn more about understanding and using scores: sat.org/scores

Connect to scholarships: collegeboard.org/sat-suite-scholarships

Practice for the SAT: sat.org/digital-practice

About College Board

College Board reaches more than 7 million students a year, helping them navigate the path from high school to college and career. Our not-for-profit membership organization was founded more than 120 years ago. We pioneered programs like the SAT® and AP® to expand opportunities for students and help them develop the skills they need. Our BigFuture® program helps students plan for college, pay for college, and explore careers. Learn more at cb.org.