



INDIANA

BASKETBALL RECORD BOOK



TABLE OF CONTENTS

TEAM INFORMATION

Roster	2
Quick Facts	3

COACHES & STAFF

Mike Woodson	4
Kenya Hunter	7
Yasir Rosemond	9
Brian Walsh	11
Clif Marshall	13
Armond Hill	15
Calbert Cheaney	16
Tim Garl	17
Jordan Hulls	18
Steven Surface	19
Mike Stump	20
Support Staff	21

PLAYERS

Xavier Johnson	24
Anthony Walker	28
Anthony Leal	32
Trey Galloway	35
Payton Sparks	38
Kel'el Ware	41
Malik Reneau	43
Kaleb Banks	45
CJ Gunn	47
Gabe Cupps	49
Jakai Newton	50
Mackenzie Mgbako	51
Shaan Burke	52
James Goodis	52
Jackson Creel	53
Ian Stephens	54
Jordan Rayford	54
Indiana Mr. Basketball	55

2022-23 IN REVIEW

Overall Stats	56
Big Ten Only Stats	57
2022-23 Box Scores	58
Schedule/Results	67
IU Game Highs	68
Opponent Game Highs	69
Comparison Stats	70
Team Game-by-Game	71
Opponent Game-by-Game	72
2022-23 Big Ten Standings	73
2022-23 Big Ten Stats	74
Specialty Stats	84
NCAA Rankings	85

OPPONENTS

2023-24 Opponents	86
All-Time Series Records	88
Record at Assembly Hall	90
All-Time Record by Conference	91
All-Time Series Scores	93

HISTORY & RECORDS

Year-By-Year Results	110
Regular Season Tournaments	129
vs. Ranked Opponents	130
A.P. Poll History	135
Team Records by Decade	136
1940 NCAA Champions	138
1953 NCAA Champions	139
1976 NCAA Champions	140
1981 NCAA Champions	141
1987 NCAA Champions	142
NCAA Tournament Results	143
Big Ten Tournament	145
Hoosiers in Indianapolis	150
All-Americans	151
National Players of the Year	163
Big Ten Player of the Year	164
1,000 Point Scorers	168
Scoring Records	170
Rebounding Records	174
Assists Records	176
Steals Records	178
Blocked Shots Records	179
Field Goals Records	181
3-Point Field Goals Records	187
Free Throws Records	191
Double-Doubles	195
Triple-Doubles	196
Class Records	197
Games Played	201
Team Streaks	202
Team Records	204
Assembly Hall Records	206
Honor Roll	207
NCAA Wins/AP Poll Apps	210
Yearly Statistics	211
Year-by-Year Team Stats	222
Year-by-Year Opp. Stats	223
All-Time Head Coaches	224
All-Time Coaching Staffs	227
Branch McCracken	228
Bob Knight	229
All-Time Roster by Number	232
All-Time Letterwinners	237
Manager Letterwinners	242
Hoosiers in the NBA	243
Going Global	248
Hoosier Home Courts	249
Simon Skjodt Assembly Hall	252
Cook Hall	254

MEDIA & ADMINISTRATION

University & Athletics Admin.	255
Media Information	256
IU Strategic Communications ...	257
IU Radio Network	258

CREDITS

The 2023-24 Indiana Men's Basketball History and Records Book is a production of the Indiana University Athletics Strategic Communication Department. Individuals wishing to reproduce any portion of the book should obtain prior consent from Indiana University Athletics Strategic Communication office by calling (812) 855-9399 or at the following address:

IU MEDIA RELATIONS
1001 E. 17TH STREET
ASSEMBLY HALL
BLOOMINGTON, IN 47408

Content Charlie Duffy
 Jeff Keag
 Jackson Yeary

Primary Photography
 Andrew Mascharka

Printer IU Document Services

ROSTER

NUMERICAL

#	Name	Ht.	Wt.	Pos.	Year	Hometown/High School/Previous College
0	Xavier Johnson	6-3	200	G	R-Sr.+	Woodbridge, Va./Bishop O'Connell/Pitt
1	Kel'el Ware	7-0	242	C	So.	North Little Rock, Ark./North Little Rock/Oregon
2	Gabe Cupps	6-2	175	G	Fr.	Dayton, Ohio/Centerville
3	Anthony Leal	6-5	200	G	Sr.	Bloomington, Ind./South
4	Anthony Walker	6-8	215	F	Sr.+	Baltimore, Md./Brewster Academy/Miami (Fla.)
5	Malik Reneau	6-9	233	F	So.	Miami, Fla./Montverde Academy
10	Kaleb Banks	6-8	220	F	So.	Hampton, Ga./Fayette County
11	CJ Gunn	6-6	198	G	So.	Indianapolis, Ind./Lawrence North
12	Jakai Newton	6-3	203	G	Fr.	Covington, Ga./Newton
13	Shaan Burke	6-5	195	G	Jr.	San Diego, Calif./Vista
15	James Goodis	6-0	175	G	Fr.	Winter Park, Fla./Montverde Academy
21	Mackenzie Mgbako	6-8	217	F	Fr.	Gladstone, N.J./Roselle Catholic
22	Jackson Creel	6-3	190	G	Jr.	Mount Vernon, Ill./Mount Vernon Township/Rend Lake
24	Payton Sparks	6-10	258	C	Jr.	Winchester, Ind./Winchester/Ball State
30	Ian Stephens	6-6	180	G	Fr.	New Palestine, Ind./New Palestine
32	Trey Galloway	6-5	205	G	Sr.	Culver, Ind./Culver Academies
53	Jordan Rayford	6-5	205	G	R-Fr.	Washington D.C./Philips Academy Andover/Air Force

ALPHABETICAL

#	Name	Ht.	Wt.	Pos.	Year	Hometown/High School/Previous College
10	Kaleb Banks	6-8	220	F	So.	Hampton, Ga./Fayette County
13	Shaan Burke	6-5	195	G	Jr.	San Diego, Calif./Vista
22	Jackson Creel	6-3	190	G	Jr.	Mount Vernon, Ill./Mount Vernon Township/Rend Lake
2	Gabe Cupps	6-2	175	G	Fr.	Dayton, Ohio/Centerville
32	Trey Galloway	6-5	205	G	Sr.	Culver, Ind./Culver Academies
15	James Goodis	6-0	175	G	Fr.	Winter Park, Fla./Montverde Academy
11	CJ Gunn	6-6	198	G	So.	Indianapolis, Ind./Lawrence North
0	Xavier Johnson	6-3	200	G	R-Sr.+	Woodbridge, Va./Bishop O'Connell/Pitt
3	Anthony Leal	6-5	200	G	Sr.	Bloomington, Ind./South
21	Mackenzie Mgbako	6-8	217	F	Fr.	Gladstone, N.J./Roselle Catholic
12	Jakai Newton	6-3	203	G	Fr.	Covington, Ga./Newton
53	Jordan Rayford	6-5	205	G	R-Fr.	Washington D.C./Philips Academy Andover/Air Force
5	Malik Reneau	6-9	233	F	So.	Miami, Fla./Montverde Academy
24	Payton Sparks	6-10	258	C	Jr.	Winchester, Ind./Winchester/Ball State
30	Ian Stephens	6-6	180	G	Fr.	New Palestine, Ind./New Palestine
4	Anthony Walker	6-8	215	F	Sr.+	Baltimore, Md./Brewster Academy/Miami (Fla.)
1	Kel'el Ware	7-0	242	C	So.	North Little Rock, Ark./North Little Rock/Oregon

Pronunciation Guide

Shaan Burke - "Shawn"	James Goodis - "GOOD-ess"
Xavier Johnson - "ex-ZAY-vee-er"	Anthony Leal - Rhymes with "real"
Mackenzie Mgbako - "m-BAWK-oh"	Jakai Newton - "JUH-kigh"
Malik Reneau - "Reh-new"	Kel'el Ware - "KUH-leel"

COACHES & STAFF

Head Coach: Mike Woodson (Third season - Indiana, '80)
Associate Head Coach: Kenya Hunter (Fourth season - Duquesne, '96)
Associate Head Coach: Yasir Rosemond (Third season - Oregon, '03)
Assistant Coach: Brian Walsh (Seventh season - Akron, '13)
Director of Basketball Administration: Armond Hill (Third season - Princeton, '05)
Director of Player Development: Calbert Cheaney (First season - Indiana, '93)
Director of Athletic Performance: Cliff Marshall (Seventh season - Louisville, '05)
Athletic Trainer: Tim Garl (43rd season - Alabama '78)
Team and Recruiting Coordinator: Jordan Hulls (Second season - Indiana, '13)
Director of Basketball Operations: Steven Surface (Seventh season - Indiana, '17)
Team and Recruiting Analyst: Mike Stump (Third season - Kentucky '17)
Video and Player Development Analyst: Isaac Green (Third season - Indiana '21)
Operations Analyst: Nick Virden (Second season - Indiana, '22)
Graduate Manager: Adam Howard (Second season - Indiana '22)
Graduate Manager: Bennett Munds (First season - Indiana '23)

QUICK FACTS

UNIVERSITY INFORMATION

School..... Indiana University
 Location.....Bloomington, Ind.
 Population.....80,303
 Founded.....1820
 Enrollment.....48,514
 Nickname.....Hoosiers
 Colors.....Cream and Crimson
 Conference.....Big Ten
 Arena (Capacity).....Simon Skjodt Assembly Hall (17,222)
 University President..... Pamela Whitten
 Vice President/Athletics Director..... Scott Dolson
 Faculty Athletics Representative..... Kurt Zorn

BASKETBALL STAFF

Head Coach.....Mike Woodson (3rd)
 Alma Mater, Year..... Indiana, 1980
 Record at Indiana.....44-26
 Career Overall Record (Years).....44-26 (2)
 Career Conference Record (Years).....21-19 (2)
 Associate Head Coach.....Kenya Hunter (4th)
 Associate Head Coach.....Yasir Rosemond (3rd)
 Assistant Coach.....Brian Walsh (7th)
 Asst. A.D.-Basketball Admin.....Armond Hill (3rd)
 Dir. of Player Development.....Calbert Cheaney (1st)
 Dir. of Athletic Performance.....Clif Marshall (7th)
 Athletic Trainer.....Tim Garl (43rd Year)
 Team & Recruiting Coordinator.....Jordan Hulls (2nd)
 Director of Operations.....Stephen Surface (7th)
 Team & Recruiting Analyst.....Mike Stump (3rd)
 Video & Player Development Analyst.. Isaac Green (3rd)
 Operations Analyst.....Nick Virden (2nd)
 Graduate Manager.....Adam Howard (2nd)
 Graduate Manager.....Bennett Munds (1st)
 Asst. to the Head Coach.....Anitra House (3rd)
 Team Physician.....Dr. Larry Rink (44th)
 Orthopedic Surgeon.....Dr. Steve Ahlfeld (39th)
 Basketball Office Phone.....(812) 855-2238

2022-23 IN REVIEW

Overall Record.....23-12
 Big Ten Record (B1G Tournament Seed).....12-8 (3rd)

2023-24 TEAM INFORMATION

Starters Returning/Lost.....2/3
 Letterwinners Returning/Lost.....6/7
 Newcomers.....6

2023-24 RETURNING STARTERS

	(Last Year's Stats)					
	Gm	Pts	Reb	Ast	FG%	3FG%
Trey Galloway	32	6.7	3.0	2.1	47.2	46.2
Xavier Johnson	11	9.9	3.3	4.9	41.5	37.0

OTHER KEY RETURNING LETTERMEN

	(Last Year's Stats)					
	Gm	Pts	Reb	Ast	FG%	3FG%
Anthony Leal	11	0.2	0.2	0.1	--	--
Malik Reneau	35	6.1	3.7	0.8	55.3	25.0
Caleb Banks	24	2.0	0.9	0.3	55.2	40.0
CJ Gunn	20	2.0	0.6	0.4	30.9	8.3

SCHOLARSHIP NEWCOMERS

(Alphabetical)

Gabe Cupps.....Fr., Dayton, Ohio/Centerville
 Mackenzie Mgbako.....Fr., Gladstone, N.J./Rosselle Catholic
 Jakai Newton.....Fr., Covington, Ga./Newton
 Payton Sparks..... Jr., Winchester, Ind./Ball State
 Anthony Walker..... Sr., Baltimore, Md./Miami (Fla.)
 Kel'el Ware..... So., North Little Rock, Ark./Oregon

TEAM HISTORY

First Year of Men's Basketball.....1900-01
 Record (Years).....1,912-1,103 (123 years)
 Big Ten Record (Years).....968-727 (122 years)
 Big Ten Regular-Season Titles.....22 (Last in 2016)
 Big Ten Tournament Titles.....None
 NCAA Tournament Appearances (Record).....41 (68-36)
 NCAA Championships.....1940, 1953, 1976, 1981, 1987
 Last NCAA Tournament Appearance.....2023

STRATEGIC COMMUNICATIONS

Associate Athletic Director..... Jeff Keag
 Cell Phone.....812-219-2925
 E-mail.....jkeag@iu.edu
 Assistant Director.....Charlie Duffy
 Cell Phone.....317-490-3262
 Email.....csduffy@iu.edu
 Press Row Phone.....317-490-3262

SID Mailing Address.....Athletics Media Relations
Simon Skjodt Assembly Hall
1001 East 17th St.,
Bloomington, IN 47408

Athletics Website.....IUHoosiers.com

Twitter.....Twitter.com/IndianaMBB
 Threads.....Threads.com/IndianaMBB
 Facebook.....Facebook.com/IndianaMBB
 Instagram.....Instagram.com/IndianaMBB



BIRTHDATE	March 24, 1958
BIRTHPLACE	Indianapolis, Ind.
WIFE	Terri
CHILDREN	Alexis and Mariah
HIGH SCHOOL	Broad Ripple (Ind.)
COLLEGE	Indiana ('80)
DEGREE	B.A., Recreation

MIKE WOODSON

HEAD COACH
THIRD YEAR AT IU / THIRD YEAR OVERALL

Indiana University Vice President and Director of Athletics Scott Dolson named former Hoosier All-American and Indianapolis native Mike Woodson as the 30th head coach in the men's basketball program's history on March 28, 2021.

Under his tutelage, the Hoosiers have posted a 44-26 mark and seen the program make back-to-back-to-back NCAA Tournament appearances for the first time since 2015 and 2016. IU also advanced to the BIG Tournament semifinals for the second straight year.

In 2022-23, the Hoosiers finished the season ranked in the top 25 in both major polls. IU was 23-12 overall and finished tied for second in the Big Ten with a 12-8 mark. The year included a road win at Xavier and season sweeps over Purdue, Michigan and Illinois, a group of teams that prior to Woodson's arrival had a combined 20-0 record recently against the Hoosiers. Under Woodson, IU is 9-3 against those three teams with victories included in West Lafayette, Ann Arbor, and Champaign.

COACHING EXPERIENCE

MILWAUKEE BUCKS

1996-99: Assistant Coach

CLEVELAND CAVALIERS

1999-01: Assistant Coach

PHILADELPHIA 76ERS

2001-03: Assistant Coach

DETROIT PISTONS

2003-04: Assistant Coach

ATLANTA HAWKS

2004-10: Head Coach

NEW YORK KNICKS

2011-12: Assistant Coach

2012-14: Head Coach

LOS ANGELES CLIPPERS

2014-18: Assistant Coach

NEW YORK KNICKS

2020-21: Assistant Coach

INDIANA

2021-Present: Head Coach

The Cream and Crimson led the Big Ten in field goal percentage (48.7%) and finished second in the conference in field goal percentage defense in both the league's overall and conference games only ledgers. The Hoosiers also tied for the most wins in the Big Ten against Top 25 programs (5) and had the best winning percentage versus ranked foes (62.5%) in the conference.

He saw senior forward Trayce Jackson-Davis earn consensus first-team All-American honors, a first for a Hoosier player in 10 years, and win the Karl Malone Award. TJD finished his career at IU ranked third in career scoring and double-doubles, while finishing as the school's all-time leader in rebounds and blocked shots. He was a unanimous first team All-Big Ten selection and the league leader in blocked shots also was a member of the league's All-Defensive team. In addition, freshman Jalen Hood-Schifino was named Big Ten Freshman of the Year, was named second and third team All-Big Ten and earned All-Freshman accolades.

In his first year, Woodson guided the team to a nine-win improvement, an NCAA Tournament win, built the top-rated defense in the Big Ten according to KenPom (22nd, nationally). IU also led the Big Ten in field goal percentage defense at 39.6% and finished second in blocked shots at 4.83 a game. In Big Ten games, the Hoosiers also led the league in field goal percentage defense at 41.3%.

He led the Hoosiers to the Big Ten Tournament semifinals for the first time since 2003 and helped three players earn All-Big Ten status including Trayce Jackson-Davis, Race Thompson, and Xavier Johnson. His team also ended nine-game losing streaks to Purdue and Michigan and his staff landed the 10th-best recruiting class in the country according to 247Sports.

Woodson returned to the Bloomington campus in the spring of 2021 with a vast experiences and knowledge after playing in the NBA for 11 seasons beginning in 1980 and serving as a coach in the league beginning in 1996 for seven NBA franchises, including nine years combined as a head coach with the Atlanta Hawks and New York Knicks. He was currently serving as an assistant coach with the Knicks.

MIKE WOODSON

Woodson was the 1980 Big Ten Player of the Year and NABC All-American as a senior in leading the Hoosiers to a conference title and a berth in the NCAA Tournament's Sweet Sixteen. Despite undergoing back surgery in December and missing seven weeks, he was honored as the Chicago Tribune's Silver Basketball Award Winner following the season.

As head coach of the Knicks, Woodson guided his 2012-13 Atlantic Division Champions to their first appearance in the Eastern Conference semifinals since 2000 and finished his tenure as New York's coach with a record of 109-79 (.680). As an NBA head coach with Atlanta (2004-2010) and New York (2011-2014), Woodson saw his teams compile two 50-plus win seasons including a personal high of 54 victories during the 2012-13 season with the Knicks. Woodson joined the Knicks staff following six seasons as head coach of the Hawks, where he guided the Hawks to the NBA Playoffs in each of his last three seasons (including 2007-08, ending Atlanta's eight-year Playoff drought), and into the Eastern Conference Semifinals in his last two seasons. In the Playoffs, he piloted the Hawks to back-to-back Game 7 wins in the first round over Miami in 2009 and Milwaukee in 2010.

Before joining the Hawks, Woodson served for one season (2003-04) as an assistant coach with the Detroit Pistons, where he earned an NBA Championship ring as one of the chief architects behind Detroit's suffocating defense that helped lift the Pistons to the 2004 NBA title. Prior to his six years at the helm of the Hawks, Woodson logged eight seasons as an assistant coach with Milwaukee (1996-97 through 1998-99), Cleveland (1999-2000 through 2000-01), Philadelphia (2001-02 through 2002-03) and Detroit (2003-04).

Among the All-Stars he's mentored are Ray Allen, Kenny Anderson, Carmelo Anthony, Chauncey Billups, Sam Cassell, Derrick Coleman, Baron Davis, Blake Griffin, Richard Hamilton, Al Horford, Allen Iverson, Joe Johnson, DeAndre Jordan, Shawn Kemp, Jason Kidd, Kenyon Martin, Dikembe Mutombo, Chris Paul, Paul Pierce, Julius Randle, Glenn Robinson, Derrick Rose, Amar'e Stoudemire, Antoine Walker, Ben Wallace, and Rasheed Wallace.

As an assistant, he worked for Chris Ford, George Karl, Larry Brown, Mike D'Antoni, Doc Rivers, and Tom Thibodeau.

The Knicks selected Woodson with the 12th pick of the 1980 NBA Draft and he enjoyed an 11-year NBA playing career, averaging 14.0 points over 786 games for the Knicks (1980-81), New Jersey (1981-82), Kansas City/Sacramento (1981-82 through 1985-86), the LA Clippers (1986-87 through 1987-88), Houston (1988-89 through 1990-91) and Cleveland (1990-91). He scored a career-high 18.2 ppg with Kansas City in 1982-83. He also averaged 12.2 points in 13 career Playoff games over five post-seasons. Woodson's NBA playing career began in 1980-81, when he averaged 4.7 points over 11.7 minutes in 81 contests with the Knicks.

He had the honor of playing for some of the most decorated coaches in league history including Red Holzman (Knicks) Larry Brown (Nets) Cotton Fitzsimmons (Kings); Gene Shue (Clippers), Don Chaney (Clippers and Rockets).

Woodson played 104 games for the Hoosiers after graduating in 1976 from Broad Ripple High School and is the fifth all-time leading scorer with 2,061 points and his 19.8 points per game average is tied (Calbert Cheaney) for the second highest by a Hoosier who played four seasons in college. He averaged 21.0 points during his junior season and helped lead Indiana to an NIT Championship. Woodson captained the USA's Pan American Games team to a gold medal during the summer prior to his senior year and was all set to have a perfect season with the Hoosiers who were ranked No. 1 in the preseason of the 1979-80 campaign. After five games, Woodson suffered a herniated disc in his back and had to undergo surgery. Upon losing Woodson, the Hoosiers went 7-5 in the Big Ten until he returned to spark Indiana back into action. IU finished the conference season with six straight victories and won the Big Ten title. Woodson was the MVP after playing in only six league games that season.

The 65-year-old was born on March 24, 1958 in Indianapolis. At Broad Ripple High School in Indianapolis, he averaged 28.6 points as a senior, scored 1,154 points in his career, and earned All-State honors while being a member of the Indiana All-Stars. He was inducted into the IU Athletics Hall of Fame in 1992 and the Indiana Basketball Hall of Fame in 2010. Mike and his wife, Terri, have two daughters, Alexis and Mariah, who were volleyball players at Georgia Tech. Alexis also played one season at IU.

MIKE WOODSON YEAR-BY-YEAR RECORD

YEAR	SCHOOL	OVERALL	CONF.	NOTES
2004-05	Atlanta Hawks	13-69	--	
2005-06	Atlanta Hawks	26-56	--	
2006-07	Atlanta Hawks	30-52	--	
2007-08	Atlanta Hawks	37-45	--	
2008-09	Atlanta Hawks	47-35	--	Eastern Conference Semifinals
2009-10	Atlanta Hawks	53-29	--	Eastern Conference Semifinals
2011-12	New York Knicks	18-6	--	Eastern Conference First Round
2012-13	New York Knicks	54-28	--	Eastern Conference Semifinals
2013-14	New York Knicks	37-45	--	
NBA TOTALS		315-365 (.463)	--	
2021-22	Indiana	21-14	9-11	NCAA Tournament Round of 64
2022-23	Indiana	23-12	12-8	NCAA Tournament Round of 32
COLLEGE TOTALS		44-26	21-19	

WHAT THEY ARE SAYING

Bob Knight

"We are all very pleased to have Mike Woodson as the person in charge of our program. He will do an excellent job. He will be an outstanding disciplinarian and teacher working with his team. I've never known a better person than Mike. He is just a great man."

Calbert Cheaney

"I think it's a wonderful hire."

"He's a great coach with a wealth of experience, including a wealth of NBA experience. I know he understands Indiana basketball. He played there. He's been around the program for many years. He's always come back even though he's been in the league. He understands Indiana basketball."

Jared Jeffries

"I love it. Woody's an amazing coach."

Eric Gordon

"Mike is a great hire by Scott Dolson. He's an Indiana guy and has competed at the highest level as a player and as a coach. Very excited for Coach Woodson and the men's basketball program."

Jordan Hulls

"I've always been thankful for Scott Dolson and appreciated him even since I was at IU. I know he's trying his best to make the best decision for the program. Having a former player like Coach Woodson, it means a lot. Maybe I'm biased because I grew up knowing everything Indiana Basketball, but I think it'll be great having someone that can bridge the IU tradition that he helped build with the younger generation as he's had a lot of experience at the NBA level — where every kid wants to go. Kids/recruits will have a unique opportunity to absorb all of what he's been able to do/learn at the next level, and apply it to college game."

Brian Evans

"Much like Coach Woodson, I grew up in the state of Indiana, rooting for the Hoosiers and dreaming about playing in Assembly Hall. As former players, we share a passion and enthusiasm for Indiana Basketball that would be difficult to measure. Woody knows exactly what Indiana Basketball means to our state. He gets 'it'...I'm looking forward to seeing him on the sideline, representing our great university. I'm looking forward to watching a resilient Indiana team that is difficult to play against. A team that plays HARD and plays SMART on every possession. That's the Indiana Basketball that I know and love. Woody's gonna bring it back to us"

Victor Oladipo

"Coach Woodson was a great coach in the league and will be great for IU. Great to see us Hoosiers sticking together."

AJ Guyton

"I don't know Mike Woodson extremely well. I ran into him in the NBA when I played. I had great conversations with him. The guys who played for him that I know well, guys like Jamal Crawford and Tyson Chandler, they love his basketball mind."

"They love him as a player's coach. They love how he can keep the balance between player and coach. All those things are exciting to see. All those are things Indiana needs."

Cody Zeller

"I know the guys who have played for him who I have talked to have nothing but great things to say about Coach Woodson. I know his NBA stories and experience will definitely help him in recruiting. High school kids just want to know how they can get to the league the quickest"

"Mike Woodson is a perfect fit to coach the Hoosiers! He's had success as a player and as a coach at the highest level in the NBA. His former players point to his knowledge of the game, passion for competing, and ability to connect with guys off the court. Most importantly, he understands the history and tradition of Indiana Basketball and he wants to help the program return to national prominence. I can't wait to cheer him on!"

Quinn Bucker

"The man can coach. He's not soft-spoken then. He's very animated. He's engaged in the game and with his players. And the official occasionally gets in the way. So he deals with that, as well."

"Mike took a team in Atlanta, a young team, to the playoffs, when nobody else thought they could get in the playoffs. He came from the Pistons, where he had a bunch of veterans. Nobody thought that (Hawks) team could get there. They were so young. He was also the last guy to take the New York Knicks to the playoffs. He can coach."

"It's good to see one of our own come on and have a chance to do something that's for the greater good. I honestly believe, the fact he's here, it's for the greater good. Having success, it means a great deal to a great many people. What I have always found to be the issue with Mike: He was not nearly as good a basketball player as he is a human being," Buckner said. "He may be the best human being I know."

Randy Wittman

"With him playing in the NBA, and all of his coaching being in the NBA, this was the one job he would come to the college level to do because it is Indiana. I don't know if he would have searched out of any other college job. I think this holds a special place in his heart."

"I'm going to do whatever I can to help this man. He means that much to me as a person and as a friend and now as a head coach of Indiana. I want to see us get back to where we should be and where we can be. He's definitely a guy who can help us do that."

Landon Turner

"The last few years it's been up and down, and I've been missing the winning ways and seeing the players play like IU champions are supposed to play I haven't seen that IU championship spirit like we used to have, but I think Mike Woodson is definitely going to bring that tradition, those winning ways back to Indiana University basketball."

Alan Henderson

"I like this. Excited to see him build us back up!"

Isiah Thomas

"Let it be known #Hoosiers"



BIRTHDATE	May 1, 1972
BIRTHPLACE	Concord, N.C.
WIFE	Johncie
CHILDREN	Jaylin and Kendall
HIGH SCHOOL	Wakefield ('92)
COLLEGE	Duquesne ('96) NC State ('98)
DEGREE	B.A., Liberal Arts M.S., Education

KENYA HUNTER

ASSOCIATE HEAD COACH

FOURTH YEAR AT IU / 21ST YEAR OVERALL

A 20-year veteran of Division I coaching, Kenya Hunter will begin his third year with the Hoosiers and first as associate head coach.

Last year, the Hoosiers made their first NCAA Tournament appearance since 2016, reached the Big Ten Tournament semifinals for the first time since 2013 and finished as the top-rated defense in the Big Ten according to KenPom at 22nd in the country.

IU also led the Big Ten in field goal percentage defense at 39.6% and finished second in blocked shots at 4.83 a game. In Big Ten games, the Hoosiers also led the league in field goal percentage defense at 41.3%. In addition, three players earned post-season honors, including Jr./So. Trayce Jackson-Davis, Sr./Jr. Race Thompson and Sr./Jr. Xavier Johnson.

IU also landed the fifth-best recruiting class in the country according to 247Sports. In his first year with the Hoosiers, he was on a staff that saw Jackson-Davis earn All-American honors while Armaan Franklin (2nd), Jackson-Davis (5th) and Thompson (6th) ranked among the most improved scorers in the Big Ten.

COACHING EXPERIENCE

DUQUESNE

1998-00: Assistant Coach

NC STATE

2000-04: Director of Operations

XAVIER

2004-07: Assistant Coach

GEORGETOWN

2007-13: Assistant Coach

NEBRASKA

2013-18: Assistant Coach

UCONN

2018-20: Assistant Coach

INDIANA

2020-21: Co-Assoc. Head Coach

2021-22: Assistant Coach

2022-Present: Associate Head Coach

The native of Arlington, Va., came to IU after spending two seasons as an assistant coach at UConn. He worked primarily with the Huskies' big men and had a significant impact, helping center Josh Carlton earn the American Athletic Conference Most Improved Player Award for 2018-19 and developing freshman Akok Akok into one of the nation's leading shot blockers. He also helped UConn land two consecutive Top 20 recruiting classes.

Hunter came to UConn after spending five years on the coaching staff at the University of Nebraska, which followed extensive coaching experiences at Georgetown, Xavier and Duquesne, as well as basketball administrative experience at North Carolina State. He has been a coach for 12 teams that reached the NCAA Tournament.

Hunter coached big men and wings during his tenure at Nebraska as he helped the Huskers post 22 victories in 2017-18, earning a NIT berth. During his tenure, he also helped Nebraska reach the NCAA Tournament and he was instrumental in the development of All-Big Ten selections Terran Petteway and Shavon Shields. Petteway was a two-time All-Big Ten performer who led the conference in scoring in 2013-14, while Shields finished his career as one of five players in school history with 1,500 points and 600 rebounds.

He spent six years (2007-13) on the coaching staff at Georgetown, where he helped the Hoyas earn two Big East Conference titles, five 20-win seasons, and five NCAA Tournament berths. He also had a significant role in the development of future NBA stars Roy Hibbert, Greg Monroe, and Otto Porter, the Big East Player of the Year in 2012-13 and the No. 3 pick in the NBA Draft. His recruiting efforts helped

the Hoyas land three classes that were rated among the top 25 in the country.

Prior to his stint at Georgetown, Hunter spent three years at Xavier, where he helped the team produce back-to-back 20-win seasons and earn a spot in the 2007 NCAA tourney.

Hunter began his Division I coaching career at Duquesne, his alma mater, where he became a fulltime assistant for two seasons (1998-2000), helping the Dukes bring in the top recruiting class in the Atlantic 10 in 1999. He then accepted the job of Director of Basketball Operations at North Carolina State, where he remained until 2004, when he left to coach at Xavier.

Hunter, who played both football and basketball at Wakefield High School in Arlington, was a four-year point guard at Duquesne, serving as captain for three seasons and twice receiving the award as the team's top upperclassman. He graduated in 1996 with a degree in liberal arts, then earned his master's degree in education from North Carolina State in 1998, while serving as a student manager for the Wolf Pack.

He has one son, Jaylin, two daughters, Kendall and Kamryn, and a step daughter, Avery. He is married to the former Shani Alston. Jaylin plays basketball at Ohio University. Kendall attends UNC Wilmington.





BIRTHDATE	April 28, 1977
BIRTHPLACE	Atlanta, Ga.
CHILDREN	Jahlil, Jamar and Jayce
HIGH SCHOOL	Douglass (Atlanta)
COLLEGE	Oregon ('03)
DEGREE	B.S., Sociology

YASIR ROSEMOND

ASSOCIATE HEAD COACH THIRD YEAR AT IU / 18TH YEAR OVERALL

Yasir Rosemond will begin his third season at IU and second as Associate Head Coach. He arrived at IU with more than 15 years of experience as a collegiate coach and was named an assistant coach with the Hoosiers in April 2021.

In 2022-23, the Hoosiers finished the season ranked in the top 25 in both major polls, made their second straight NCAA Tournament appearance and finished tied for second in the Big Ten. The Cream and Crimson led the Big Ten in field goal percentage (48.7%) and finished second in the conference in field goal percentage defense in both the league's overall and conference games only ledgers. The Hoosiers also tied for the most wins in the Big Ten against Top 25 programs (5) and had the best winning percentage versus ranked foes (62.5%) in the conference.

Senior forward Trayce Jackson-Davis earned consensus first-team All-American honors, a first for a Hoosier player in 10 years, and won the Karl Malone Award given annually to the best power forward in college basketball. In addition, freshman Jalen Hood-Schifino was named Big Ten Freshman of the Year and was named second and third team All-Big Ten and earned All-Freshman accolades.

COACHING EXPERIENCE

REDLANDS COMMUNITY COLLEGE
2003-05: Assistant Coach

OREGON
2005-07: Director of Operations
2007-10: Assistant Coach

SEATTLE
2011-12: Assistant Coach

SAMFORD
2012-14: Assistant Coach

GEORGIA
2014-17: Assistant Coach

ALABAMA
2017-21: Assistant Coach

INDIANA
2021-22: Assistant Coach
2022-Present: Associate Head Coach

In 2021-22, the Hoosiers made their first NCAA Tournament appearance since 2016, reached the Big Ten Tournament semifinals for the first time since 2013 and finished as the top-rated defense in the Big Ten according to KenPom at 22nd in the country.

IU also led the Big Ten in field goal percentage defense at 39.6% and finished second in blocked shots at 4.83 a game. In Big Ten games, the Hoosiers also led the league in field goal percentage defense at 41.3%. In addition, three players earned post-season honors, including Jackson-Davis, Race Thompson and Xavier Johnson.

Previously, he spent two seasons at Alabama as a member of Avery Johnson's staff. There, he coached first round draft picks Collin Sexton, who currently plays with the Cleveland Cavaliers after being selected with the eighth pick in the 2018 NBA Draft, and Kira Lewis Jr., who was the 13th pick in the 2020 NBA Draft by the New Orleans Pelicans. He also coached SEC Player of the Year and Defensive Player of the Year Herbert Jones in each of his first two seasons at Alabama and John Petty Jr. and Alex Reese in their first two seasons at Alabama.

Rosemond joined the Crimson Tide after spending three seasons at Georgia (2014-17). The Atlanta, Ga., native also held coaching positions at Oregon, helping the Ducks reach the 2007 Elite 8, Samford and Seattle University during his coaching career.

While at Oregon, Rosemond coached three future NBA draft picks, including All-American Aaron Brooks (26th overall pick in 2007 NBA Draft by the Houston Rockets), Maarty Leunen (54th overall pick in 2008 NBA Draft by the Houston Rockets) and Malik Hairston (48th overall pick in the 2008 NBA Draft by the Phoenix Suns).

Furthermore, Rosemond also coached former standout Tajuan Porter, who holds the University of Oregon and PAC-12 record for three-pointers made in a single-season (110) and career (345). Porter, the 2007 PAC-10 Tournament MVP, currently ranks eighth in school history for career field goals made (584) and ninth in career steals (103).

Prior to his three years at Georgia, Rosemond worked at Samford from 2012-14 under former IU assistant coach Bennie Seltzer, after spending the 2010-11 season as an assistant coach at Seattle University under head coach Cameron Dollar.

Rosemond, a graduate of the University of Oregon, made his mark on the collegiate basketball landscape during his five seasons (2005-10) at his alma mater under head coach Ernie Kent. The first two of those years he was Director of Basketball Operations, the latter three serving as an assistant coach.

Before joining the staff at Oregon, Rosemond coached as an assistant for two seasons at Redlands Community College in El Reno, Okla., in 2003-04 and 2004-05. He helped the Cougars advance to the NJCAA championship game during 2004. In his two seasons at Redlands, Rosemond coached three junior college All-America performers – Taj Gray, Brandon Polk and Sylvester Mayes.

As a player, Rosemond was a standout guard at Douglass High School in Atlanta. Highlights of his prep career include earning All-State honors each of final three seasons. He helped lead the Astros to the semifinals of the 1993 Class 4A state tournament.

Rosemond then played at No. 1-ranked Okaloosa-Walton Junior College in Florida for one season during 1995-96 and also attended Butler (Kan.) Community College, where he redshirted during the 1996-97 campaign. While there, he was teammates with future NBA standout Stephen Jackson.

Rosemond moved on to Oregon for two seasons, where he played in 58 career games for the Ducks. He was honored as the recipient of the team's John Warren Award in 1999, which is given to the most inspirational player on the Oregon basketball team.

Rosemond then enjoyed a four-season professional career in Brazil, playing for teams in Sao Paulo, Mogi das Cruzes and Hebraica.

He has twin sons, Jahlil and Jayce.





BIRTHDATE	April 10, 1989
BIRTHPLACE	Sewickly, Pa.
WIFE	Jessica
CHILDREN	Isla
HIGH SCHOOL	Moon ('08)
COLLEGE	Akron ('12, '14); Dayton ('16)
DEGREE	B.A., Business Administration M.S., Sport Science/Coaching M.A., Educational Leadership

BRIAN WALSH

ASSISTANT COACH
SEVENTH YEAR AT IU / 11TH YEAR OVERALL

Brian Walsh will begin his seventh year with the program and second as assistant coach. He was Team and Recruiting Coordinator in 2021-22 and helped the Hoosiers pick up the 10th best recruiting class in the country according to 247Sports.com. He previously served four years as the Hoosiers Director of Basketball Operations.

In 2022-23, the Hoosiers finished the season ranked in the top 25 in both major polls, made their second straight NCAA Tournament appearance and finished tied for second in the Big Ten. The Cream and Crimson led the Big Ten in field goal percentage (48.7%) and finished second in the conference in field goal percentage defense in both the league's overall and conference games only ledgers. The Hoosiers also tied for the most wins in the Big Ten against Top 25 programs (5) and had the best winning percentage versus ranked foes (62.5%) in the conference.

Senior forward Trayce Jackson-Davis earned consensus first-team All-American honors, a first for a Hoosier player in 10 years, and won the Karl Malone Award given annually to the best power forward in college basketball. In addition, freshman Jalen Hood-Schifino was named Big Ten Freshman of the Year and was named second and third team All-Big Ten and earned All-Freshman accolades.

In 2021-22, the Hoosiers made their first NCAA Tournament appearance since 2016, reached the Big Ten Tournament semifinals for the first time since 2013 and finished as the top-rated defense in the Big Ten according to KenPom at 22nd in the country.

IU also led the Big Ten in field goal percentage defense at 39.6% and finished second in blocked shots at 4.83 a game. In Big Ten games, the Hoosiers also led the league in field goal percentage defense at 41.3%. In addition, three players earned post-season honors, including Jr./So. Trayce Jackson-Davis, Sr./Jr. Race Thompson and Sr./Jr. Xavier Johnson.

COACHING EXPERIENCE

AKRON

2013-14: Graduate Assistant

DAYTON

2014-16: Graduate Assistant

2017: Asst. Dir. of Basketball Ops.

INDIANA

2017-21: Dir. of Basketball Operations

2021-22: Team and Recruiting
Coordinator

2022-Present: Assistant Coach

Prior to IU, Walsh spent three years at the University of Dayton where he served as the Assistant Director of Basketball Operations for one year and a graduate assistant for two seasons. During his time at Dayton, the Flyers went 76-25, the most wins in a three-year span in program history. While at Dayton, the Flyers advanced to three-straight NCAA tournaments and claimed back-to-back regular-season Atlantic 10 championships in 2015-16 and 2016-17. In the summer of 2015, Walsh earned a master's degree in educational leadership.

At Dayton, Walsh assisted with every aspect of the program, including underclassman recruiting, on campus recruiting, day-to-day administrative duties, academic services, housing, player services, community relations, and team meals. He served as the director of the program's Team Camp and had responsibilities related to video, and summer camp operations.

Walsh graduated from the University of Akron in 2012, earning his bachelor's degree in business administration and then a master's in sports administration in 2013. While at Akron, he led the Zips and the MAC in three-point field goal percentage as a junior, hitting 44.2% from long distance in league play. Overall, he finished second in the

conference shooting 43.4% from beyond the arc.

A two-time academic All-MAC honoree, Walsh shot 40.9% from three-point range during his collegiate career. He averaged 8.3 ppg as a junior and 7.2 ppg as a senior captain, helping the Zips to 48 wins in two seasons and securing a regular-season and conference tournament championship in 2013 and a trip to the 2013 NCAA Tournament.

Before transferring to Akron, Walsh was a member of Xavier University's basketball team from 2008-2010 where they advanced to back-to-back Sweet Sixteens.

A native of Moon Township, Pa., Walsh averaged 19.7 points, 7.6 rebounds, and 2.5 assists as a senior at Moon High School and was named Gatorade Player of the Year in Pennsylvania in 2008. Brian, and his wife, Jessica have two children, Isla and Mac Walsh.





BIRTHDATE	Sept. 16, 1980
BIRTHPLACE	Cynthiana, Ky.
WIFE	Stacey
CHILDREN	Mary Grace, Harrison
HIGH SCHOOL	Harrison County ('99)
COLLEGE	Louisville ('04, '05)
DEGREES	B.S., Exercise Science & Sports Medicine M.A., Teaching of P.E.

CLIF MARSHALL

DIRECTOR OF ATHLETIC PERFORMANCE
SEVENTH YEAR AT IU / 23RD YEAR OVERALL

Marshall is in his seventh season as the team's Director of Athletic Performance after spending 10 years as the Performance Director at Ignition Athletics in Cincinnati.

Ignition is based out of Cincinnati, Ohio, and has trained more than 10,000 athletes, including 400 professionals from the NBA, MLB, and the NFL. At Ignition, he was responsible for the design and implementation of both the strength and speed programs while overseeing 15 coaches and support staff.

Marshall began working in college basketball when he was hired to work as a speed and agility coach at Xavier University from 2014-17. In addition, he trained the University of Dayton basketball team in 2015. He implemented the Dayton Flyers strength and conditioning program that helped win the Atlantic 10 Championship.

With 20 years of professional experience, Marshall has personally trained several first round NBA and NFL Draft picks, MLB All-Stars, Super Bowl MVPs, and the NFL's Defensive Player of the Year in 2013 Luke Kuechly. During his time at Ignition his pro clients earned more than 1.8 billion dollars in total contracts.

Under Marshall's direction Ignition has trained over 40-plus NFL Combine Top Performers and a few NFL Players who hold all time combine records for their position groups. Marshall had at least one client that he trained on all 32 NFL teams. His gym was named one of the top-5 NFL Combine Training facilities in the nation in by draftdaddy.com.

Marshall also worked as a Fitness Ambassador for NFL Network during the 2015 and 2016 seasons. As part of his job, he wrote training articles for NFL.com and helped produce video content of his workouts for NFL Network with several of his top clients.

EXPERIENCE

LOUISVILLE

2003-05: Assistant Strength Coach

CINCINNATI BENGALS

2005-07: Assistant Strength Coach

NATIONAL FOOTBALL LEAGUE

2016: Fitness Ambassador

IGNITION ATHLETICS PERFORMANCE

2007-17: Performance Director

INDIANA

2017-Present: Director of Athletic Performance, Men's Basketball

Prior to his role as Performance Director at Ignition, Marshall served as a strength and conditioning assistant for the Cincinnati Bengals. He continued to work closely with the Bengals as a consultant from 2007-17. During that time the Bengals won AFC North Championship four times.

Marshall served as a strength assistant for the University of Louisville Football Program from 2002 until 2005. In 2004, the Cardinals went 11-1 and were ranked No. 6 in the final AP poll.

His program has been featured in Muscle and Fitness Magazine, on ESPN, and in the USA Today. In addition, he was featured in a motion picture film called Late Rounder's that tells of the journey to the NFL Draft through four of his clients.

In 2023 Marshall trained Tracye Jackson Davis, who became a First-Team All-American, the Karl Malone Award Winner, and the all-time leader in rebounds and blocked shots at Indiana University. In addition, he helped Jackson Davis prepare for the NBA Combine where he placed first in 4-of-the-5 drills for his position group. In the same year he trained Jalen Hood-Schifino, who become the BIG Freshman of the Year. Both players were drafted in the 2023 NBA Draft at the conclusion of the season. The Hoosiers earned a top-10 ranking in 2023 and earned a trip to March Madness as a 4 seed.

In 2018, Marshall redesigned the Cook Hall Weight Room with state-of-the-art equipment and technology that has improved the design of the strength program and created one of the nation's top basketball training facilities. Named "The Lab", several pros have returned to Bloomington to work out in the new room including Cody Zeller, Thomas Bryant, OG Anunoby, Eric Gordon, Juwan Morgan, and Romeo Langford.

Marshall helped to develop a sports science program through a collaboration with team doctor Larry Rink, athletic trainer Tim Garl, and sport scientists in the newly opened IU Excellence Academy. Through this partnership, the IU players have a customized program at the Center for Elite Athlete Development that focuses on cardiovascular testing, diagnosis, and research; neuro-cognitive issues; visual research, and training; bio-mechanical monitoring using force decks and sleep, rest and recovery education. In addition, Marshall oversees the data on each player during practices and games by using a GPS monitoring system that tracks more than 35 variables on the court including speeds, distances, heart rates, and overall workload for each athlete.

Marshall works closely with the Director of Sports Nutrition at IU to ensure players are being educated about the role nutrition plays in performance and recovery. The Excellence Academy's 10,000-square foot Tobias Nutrition Center is one of the premier nutrition facilities and dining spaces in intercollegiate athletics. Marshall designed a fueling station in the newly renovated Cook Hall locker room that allows players to recover pre- and post-workouts.

Marshall is a graduate of Louisville where he earned his Bachelor of Science degree in exercise science & sports medicine and his Masters of Arts in teaching of physical education. He is certified as a Certified Strength and Conditioning Specialist (CSCS) through the National Strength and Conditioning Association (NSCA). In 2006, Marshall was certified as a Club Coach for the USA Weightlifting Organization. In 2019 Marshall was recognized as a National Strength Coach with Distinction by the NSCA for having more than 15 years of service in the profession.

He also helped design the Ignition Speed System Certification that has certified nearly 200 coaches worldwide, including the Auburn Tigers football strength staff.

Marshall, 43, is married to the former Stacey Snopek Marshall and they have two children, Mary Grace and Harrison.

He is active in Christian non-profit organizations including Focus Ministries, Fellowship of Christian Athletes, The Lord's Gym and Athletes in Action. Marshall helps in overseeing in the outreach efforts in the community by current IU players.

NBA Testimonials on Coach Cliff Marshall

Jalen Hood Schifino | L.A. Lakers 1st Round Draft Pick

"I felt a transformation in my body working out with Coach Cliff. He played a big part in my success as at Indiana University. After working with him I was able to play 34 minutes a game as a freshman and become the Big Ten Freshman of the Year. Coach Cliff taught me about the importance of nutrition, sleep, and recovery. Cliff is a huge relationship guy who helped me grow in mind, body, and spirit."


Trayce Jackson Davis | Golden State Warriors Draft Pick

"I met coach Cliff during the recruiting process my sophomore year of high school. He is a big reason I chose to attend Indiana University. Coach Cliff has helped me improve as a player and I credit much of the success I have on the court to him. He is a big reason I was a First-Team All-American and a top performer at the NBA Combine. He is the best in the business. Our relationship will last a lifetime."

Romeo Langford | Boston Celtics 1st Round Draft Pick

"I trust Coach Cliff and I feel as if I had one of the best trainers while working with him at IU. Coach Cliff has experience training many pro athletes and helping them become top performers at the combines. As a freshman, he helped me gain 15 pounds of lean muscle mass while increasing my vertical jump. The added muscle allowed me to play 35 minutes per game as a freshman in the BIG conference and helped me battle with older guys. Coach Cliff also helped educate me on the importance of recovery by teaching me about sleep and nutrition. He also encouraged me to grow in mind, body, and spirit."





BIRTHDATE March 31, 1953
BIRTHPLACE Brooklyn, N.Y.
HIGH SCHOOL Central Catholic (N.Y.)
COLLEGE Princeton ('85)
DEGREES B.S., Psychology

ARMOND HILL

ASST. AD FOR BASKETBALL ADMINISTRATION
THIRD YEAR AT IU / 30TH YEAR OVERALL

Hill was named the program's Assistant Athletic Director of Basketball Administration on June 9, 2021 and begins his third year with the Hoosiers. Hill offers close to 50 years of experience as a player and coach at the highest levels to Bloomington and worked with Woodson on the Los Angeles Clippers coaching staff from 2014-18.

Hill returns to the college ranks after spending 15 seasons on the sidelines as an NBA assistant coach. Hill became an assistant coach to Bloomington native Terry Stotts in Atlanta during the 2003-04 NBA season. After one season, he was hired by the Boston Celtics to aid Doc Rivers and spent the next 15 years as part of his staff with the Celtics (2004-13) and with the Clippers (2013-20). The highlight of that time was being a part of the Celtics staff which won the 2008 NBA title and included NBA stars Ray Allen, Paul Pierce and Kevin Garnett. The team also went to the NBA Finals in 2010. While with the Clippers, he worked with Blake Griffin, Chris Paul, Kawhi Leonard and Paul George among others.

COACHING EXPERIENCE

LAWRENCEVILLE SCHOOL (HS)

1985-88: Assistant Coach

1988-91: Head Coach

PRINCETON

1991-95: Assistant Coach

COLUMBIA

1995-03: Head Coach

ATLANTA HAWKS

2003-04: Assistant Coach

BOSTON CELTICS

2004-13: Assistant Coach

LOS ANGELES CLIPPERS

2013-20: Assistant Coach

INDIANA

2021-Present: Asst. AD of Basketball Admin.

The Brooklyn native spent eight years as the head coach at Columbia University (1995-2003), where his 2001-02 team led the nation in scoring defense, holding opponents to 57.0 points per game. Hill's coaching career began as an assistant coach at the Lawrenceville School in Lawrenceville, N.J. in 1985. He became the head coach three years later. He won two Coach of the Year awards and, in 1990, led Lawrenceville to the New Jersey State Prep School Championship. He entered the collegiate ranks as an assistant to Hall of Fame coach Pete Carril at his alma mater, Princeton, in 1991. In four seasons, he helped Princeton to a 71-35 record, winning the Ivy League title and advancing to the NCAA Tournament in 1992.

After graduating from Bishop Ford Central Catholic High School in Brooklyn, Hill attended The Lawrenceville School for a post-graduate year before attending Princeton (1972-76). He was named Ivy League Men's Basketball Player of the Year as a senior in 1976, averaged 13.7 points in four seasons and posted 1,056 career points with the Tigers. He was drafted by the Atlanta Hawks with the ninth pick of the 1976 NBA Draft and enjoyed a solid career in the NBA, compiling 6.9 points and 4.3 assists per game over eight seasons and 468 games. He played for the Hawks from 1976-80 and 1983-84, for the Seattle SuperSonics from 1980-82 and the San Diego Clippers and Milwaukee Bucks in 1982.

After his playing career, Hill returned to Princeton to complete his degree, earning a B.A. in psychology in 1985. In 2009, he was inducted into the New York City Basketball Hall of Fame.



BIRTHDATE	July 17, 1971
BIRTHPLACE	Evansville, Ind.
HIGH SCHOOL	Harrison
COLLEGE	Indiana ('93)
DEGREES	B.S., Criminal Justice

CALBERT CHEANEY

DIR. OF PLAYER DEVELOPMENT
THIRD YEAR AT IU / 13TH YEAR OVERALL

Cheaney was named the program's Director of Player Development in a non-coaching role on May 23, 2023. The stint will mark his second with the Hoosiers after serving as the Director of Operations for two seasons from 2011-13 as well as the Director of Internal and External Player Development in 2012-13.

The Indiana Athletics Hall of Famer spent the previous three seasons (2020-23) on the staff with the Indiana Pacers serving in a player development role. From 2018-20 he was an assistant coach with the Erie BayHawks and College Park Skyhawks of the NBA G League. Before the leap back to the professional ranks, Cheaney spent three seasons (2013-16) with Saint Louis University. The 2013-14 season saw the Billikens finish 27-7, win the Atlantic 10 regular season, and earn an at-large bid into the NCAA Tournament.

His first experience at the collegiate level came with the Hoosiers from 2011-13, a two-year stretch that saw IU advance to back-to-back Sweet Sixteens. Indiana also won the program's first outright Big Ten title in 20 seasons in 2013 while maintaining a No. 1 ranking in the country for the majority of the 2012-13 season.

Cheaney began his coaching career with the Golden State Warriors as a special assistant to the front office (2009-10) and an assistant coach (2010-11). This stint followed a 13-year NBA career with the Washington Bullets, Boston Celtics, Denver Nuggets, Utah Jazz, and Golden State Warriors. He appeared in 825 regular season contests and averaged 9.5 points, 3.2 rebounds, and 1.7 assists after being taken sixth overall in the 1993 NBA Draft by the Bullets. His statistical peak came in the 1994-95 season when he averaged career highs in both points (16.6) and rebounds (4.1).

COACHING EXPERIENCE

GOLDEN STATE WARRIORS

2009-10: Front Office Special Asst.

2010-11: Assistant Coach

SAINT LOUIS

2013-16: Assistant Coach

ERIE BAYHAWKS

2018-20: Assistant Coach

INDIANA PACERS

2020-23: Player Development Asst.

INDIANA

2011-13: Director of Operations

2023-Present: Dir. of Player Development

The Evansville native starred at Indiana from 1989-93, earning three All-America honors. Cheaney holds the school and Big Ten record for career points with 2,613. IU finished with a record of 105-27 in his four seasons, which included a run to the Final Four in 1992. During his senior season (1992-93), Cheaney racked up numerous individual accolades, including the Nasimith College Player of the Year honors and John R. Wooden Awards. He averaged 19.8 points and 5.2 rebounds on 55.9% shooting from the floor for his career.

Cheaney and his wife, Yvette, have one son, Julian, a graduate of DePaul, and one daughter, a graduate from the University of Miami.



BIRTHDATE	July 9, 1956
BIRTHPLACE	Elkhart, Ind.
WIFE	Jennifer
CHILDREN	Emily, Meg, Haley
HIGH SCHOOL	Elkhart Central ('74)
COLLEGE	Alabama ('78), Ole Miss ('79), Indiana ('89)
DEGREES	B.S., Education M.A., Administration MPA, Health Systems Mgmt.

TIM GARL

ATHLETIC TRAINER
43RD YEAR AT IU / 46TH YEAR OVERALL

Garl is in his 43rd year as Indiana Men's Basketball Trainer and his 46th overall as a Certified Athletic Trainer. The Elkhart, Ind. native started in sports medicine as a student athletic trainer (1975-1978) for the legendary Paul "Bear" Bryant at the University of Alabama and was part of two SEC Football Championships. He completed a degree in Education while in Tuscaloosa. The recently renovated training room in Simon Skjodt Assembly Hall was recently named in his honor.

In 1978 he was hired by The University of Mississippi as the assistant athletic trainer and served all Rebel men's sports. He was part of the 1980 SEC Men's Basketball Championship Team. He completed a Master's degree in Administration at Ole Miss.

In 1981 he was hired by Indiana as the Head Men's Basketball Trainer and has continuously served in that position while also wearing many administrative hats during his career. In 1989 he completed a Master in Public Administration.

In 1979, prior to coming to Indiana he started working with the US Olympic Committee's Sports Medicine program. He continued to serve the USOC as a sport's medicine provider as a quality care advisor until 2012. In 1987, he was named to the USOC Sports Medicine Committee and served 25 years, the longest serving member in the history of the program, where he was the Vice Chair and also Chairman of the USOC Sports Medicine Society.

While serving on the USOC Sports Medicine Committee the HIV/AIDS epidemic exploded worldwide. Garl was tasked with developing a document that addressed this threat to competitive sport. Enlisting the help of Bloomington Physicians Larry Rink, MD, and Tom Hrisomalos, MD, they authored the first policy statement on the subject. This was then presented at the Olympic Congress and was recognized internationally and adopted by numerous sporting bodies as a policy. It also found its way into the legislation of several States regarding sports participation. The US Army also adopted the guidelines and soon sent Garl to military bases around the world to educate recreation officers about the recommendations.

EXPERIENCE

ALABAMA

1975-78: Student Athletic Trainer

MISSISSIPPI

1978-81: Assistant Athletic Trainer

INDIANA

1981-Present: Men's Basketball
Athletic Trainer

OTHER EXPERIENCES

U.S.A. MEN'S BASKETBALL

1982 FIBA World Championships
1984 Olympic Team (Gold Medal)
1986 FIBA World Championships

U.S. OLYMPIC COMMITTEE

1988-2014: Consultant

His summer time service to the USOC involved accompanying US National Teams around the world to various competitions. In 1982 he was with the US as they competed in the FIBA World Championships where an American team led by Doc Rivers earned a Silver medal in Cali, Columbia. Then 1983 found him traveling with Olympic hopefuls through Asia with a team led by future Olympian and NBA players Vern Fleming and AC Green. In 1984 he was on the staff for the Bob Knight coached, Michael Jordan and Patrick Ewing led Olympic Gold Medal team in Los Angeles, the last amateur team to win Olympic Gold. He spent 1985 traveling with the Hoosiers on the legendary Around the World Tour, a 20 game, month long plus, journey that circumvented the globe. 1986 found Garl back at the FIBA World Championships where a Lute Olsen coached team led by David Robinson won the Gold in Madrid. That was the last amateur team to win a Gold Medal. After the Indiana NCAA Championship in 1987, he toured with a US Select team through the Soviet Union. Finishing up he decade of international team travel Garl served as the Chef de Mission and athletic trainer for the 1989 U19 Tournament of the America's where Calbert Chaney and Grant Hill led the team to a Gold medal in Uruguay.

He continued his administrative work and served in several of the USOC Sports Festivals around the US. Garl also continued traveling for the USOC as a quality of care evaluator traveling to World University Games in Palma de Mallorca, Spain (1999), Beijing China (2001), Izmir Turkey (2005) and Bangkok Thailand (2007). He also served in the same capacity for the Pan American Games in Winnipeg Canada (2001) Santo Domingo Dominican Republic (2003) and Rio de Janeiro Brazil in (2007).

He also appeared in the 1994 movie Blue Chips where he played himself.

Garl has been a frequent speaker at both national and international Basketball and Sports Medicine clinics. He has authored numerous articles both in the US and Europe, and he published a book on Strength and Conditioning for basketball players. He serves as a member of the Board of Directors for the College Athletic Trainers Society and is on the NCAA Task Force on Sleep and Athlete Wellness.

Garl also helped initiate the Hoosier Hills Food Bank food drive in conjunction with the annual Hoosier Hysteria practice. This event has collected over 150,000 pounds of food over the past 20-plus years.

Garl and his wife, Jennifer (Denny), have three daughters- Emily (Jonathan), Meg and Haley (Wyatt) and granddaughter Charlotte Jone..



BIRTHDATE	April 16, 1990
BIRTHPLACE	Bloomington, Ind.
WIFE	Aubrey
HIGH SCHOOL	Bloomington South ('09)
COLLEGE	Indiana ('13)
DEGREES	B.S., Health and Fitness

JORDAN HULLS

TEAM AND RECRUITING COORDINATOR SECOND YEAR AT IU

Bloomington native and 2013 Big Ten champion Jordan Hulls was named the Team and Recruiting Coordinator on May 9, 2022. He begins his second season and began his tenure following the conclusion of his ninth season in the German BBL League where he has played for MHP Riesen in Ludwigsburg, Germany since 2020.

Hulls played for the Hoosiers from 2009-13 and was part of a group which won the 2013 Big Ten outright championship, its first in 20 years, made two NCAA Sweet Sixteen appearances and was the No. 1 team in the country for the better part of the 2012-13 season. He finished his career ranked 30th in IU scoring with 1,318 points, was fourth in career three-point field goal percentage (44.1%) and third in career free throw percentage (85.9%). He also made an IU and Big Ten record 58-straight free throws over two seasons in 2010 and '11. He is second all-time in games played at IU with 135.

Hulls won the National Senior Class Award in 2013 and was a CoSIDA Academic All-American. He won the Director's Award at the Spirit of Indiana Showcase and was a multiple Academic All-Big Ten honoree. He earned honorable mention All-Big Ten honors in 2012 and 2013 and earned the Hoosiers Big Ten Sportsmanship Award in 2012.

Hulls came to IU following a storied career at Bloomington South High School where he was named Indiana's Mr. Basketball and Indiana Gatorade Player of the Year in 2009 and led the Panthers to a 26-0 record and a Class 4A state title.

EXPERIENCE

INDIANA

2009-13: Guard

POLAND

2013-14: Energa Czarni Stupsk

2014-15: Sigal Prishtina

POLAND

2015-16: Hubo Limburg United

GERMANY

2016-18: Eisbaren Bremerhaven

2018-22: MHP Reisen

INDIANA

2022-Present: Team & Recruiting
Coordinator

Following his graduation from IU with a bachelor's degree in health and fitness, Hulls played his first season in Poland for Energa Czarni Stupsk before moving to Sigal Prishtina in Kosovo where he was voted as Balkan League Import Player of the Year after leading the squad to Balkan League and Kosovo League championships. He then played for Hubo Limburg United in Belgium in 2015-16 before beginning a six-year career in Germany.

He played for two years for Eisbaren Bremerhaven before playing the last three years for MHP Reisen. He played a key role in helping them to the Basketball Champions League Final Four this season and surpassed the 500 mark in career assists in his German BBL career. Last year, he hit the second most 3-pointers in a single season in league history and ranked fifth all-time in most 3-point field goals made in a career with over 400. His 2019-20 season was cut short due to COVID but in 2018-19, his squad also competed in the FIBA Europe Cup where he was named season MVP.

He and his wife, Aubrey, have two sons, Jackson and Leo, a daughter, Margaret Louise and are expecting their fourth child in May. His grandfather, John, was an assistant coach on Bob Knight first staff and his sister, Kaila, also played basketball for the Hoosiers. Hulls owns the JH1 LLC where he has created a skills academy, a training regimen, and JH1 Elite, an AAU program. In addition, he co-founded Never Lose Hoop which raises money and benefits children who are battling cancer.



BIRTHDATE Nov. 17, 1994
BIRTHPLACE Carmel, Ind.
HIGH SCHOOL Carmel ('13)
COLLEGE Indiana ('17, '19)
DEGREES B.S., Sport Marketing and Management
 M., Sport Administration

STEVEN SURFACE

DIRECTOR OF OPERATIONS
 SEVENTH YEAR AT IU

Steven Surface is in his seventh year at Indiana and second as the programs Director of Operations. He has served as an Operations Analyst, a Senior Staff Assistant and also was previously a graduate assistant and administrative intern.

He assists in the day-to-day operations of the office as well as compliance, summer camps, and alumni relations.

Surface graduated with highest distinction in 2017 with a bachelor's degree in Sport Marketing and Management from IU and earned his master's degree in Sport Administration from IU in 2019.

He and his wife, the former Amy Wallis, reside in Bloomington.

EXPERIENCE

INDIANA

2017-21: Senior Staff Assistant

2022-Present: Dir. of Basketball Ops.



BIRTHDATE April 12, 1993
BIRTHPLACE Indianapolis, Ind.
HIGH SCHOOL Cathedral ('13)
COLLEGE Kentucky ('17)
DEGREES B.A., Communications

MIKE STUMP

TEAM AND RECRUITMENT ANALYST
THIRD YEAR AT IU

Indianapolis native Mike Stump is in his third year as a team and recruiting analyst and second as video coordinator for the Hoosiers. The Cathedral graduate comes to IU after serving as an intern and coaching associate with the Ft. Wayne Mad Ants beginning in 2019.

Following his graduation from the University of Kentucky, Stump served as an assistant boys' basketball coach at Cathedral in 2018-19 and at Broad Ripple in 2017-18. He also helped in training basketball players at World Domination Basketball/100% Hoops in Carmel and Elite Basketball Academy in Indianapolis.

While at Kentucky he served as a manager for the Wildcats program and was part of two SEC Championship squads. Among the players he worked with on a daily basis include Karl-Anthony Towns, Devin Booker and Jamal Murray.

He graduated with a degree in corporate communications from UK in 2017.

EXPERIENCE

KENTUCKY

2013-17: Student Manager

BROAD RIPPLE (HS)

2017-18: Assistant Coach

CATHEDRAL (HS)

2018-19: Assistant Coach

FORT WAYNE MAD ANTS

2019-21: Coaching Associate

INDIANA UNIVERSITY

2021-Present: Team & Recruitment Analyst


SUPPORT STAFF



ISAAC GREEN
Video and Player
Development Analyst

Green will begin his third season with the program and first as Video & Player Development Analyst. He previously served as a graduate manager for the Hoosiers, in which he played a role in the development of 2023 NBA draft picks Jalen Hood-Schifino and Trayce Jackson Davis. Before his arrival in Bloomington, Green was a member of the 17U Nike EYBL PSA Cardinals coaching staff for six seasons under program director Terrance "Munch" Williams. In his time with the Cardinals, Green assisted in the development of six first round NBA Draft Selections - Ty Jerome, Omari Spellman, Mohamed Bamba, Cole Anthony, James Bouknight, and AJ Griffin.

He earned two degrees from Indiana University. A Bachelor of Science in business administration from the Kelley School of Business in May of 2021 and a Master's Degree in public management from the O'Neill School in May of 2023.



ADAM HOWARD
Graduate Manager

Howard is in his second year as a graduate manager for the Hoosiers. A native of Indianapolis, he joins the coaching staff after serving as a four-year student manager at Indiana.

Howard was named the National Student Manager of the Year at the 2022 NCAA Final Four in New Orleans by the Grow the Game manager community. He was invited to the third annual TopConnect Leadership Academy hosted by Rob Ehsan. The GA Leadership Academy consists of 22 high-achieving graduate assistants across the country.

Howard is also a board member of Grow The Game, a manager-run organization helping the next generation of coaches build genuine relationships and advance in their career. As part of his duties, Howard hosts the Grow the Game Zoom Series which has hosted coaches of all levels and positions in the game of basketball.

He attended Brebeuf Jesuit Preparatory School in Indianapolis, where he played for his father, Todd Howard. His mother, Patti Howard, is a 1993 graduate of the Indiana University Kelley School of Business. He earned a Bachelor of Science in sport marketing and management from Indiana University in 2022.



NICK VIRDEN
Operations Analyst

Nick Virden is in his second year as Operations Analyst for the Hoosiers. This marks his fifth season overall with the Indiana Men's Basketball program. He previously served as a student manager for past three seasons, serving as head video manager in the 2021-22 season. Virden was responsible for the organization and preparation of filming games and practices, video breakdown, and opponent film cutting.

In addition to serving as a student manager, Virden also spent one year as a strength and conditioning intern with the men's basketball team working with Cliff Marshall on the implementation and execution of the 2020-21 strength program. Virden started his career in college basketball as a student manager at Murray State University in 2018 before transferring to Indiana.

Originally from Evansville, Ind., Virden graduated with distinction from Indiana University in 2022 with a Bachelor of Science degree in Sports Marketing and Management.



BENNETT MUNDS
Graduate Manager

Munds enters his third season with the Hoosiers and first as a Graduate Manager. He spent the previous two seasons as an undergraduate student manager where he assisted with player development workouts and video scouting preparation. The Chicago native was named a Manager All-American at the 2023 NCAA Final Four in Houston by the Grow the Game Manager Organization. Munds also served as a strength and conditioning intern for Men's Basketball Director of Athletic Performance Cliff Marshall. Prior to enrolling at Indiana University, Munds played with the Chicago Mustangs in the AAU circuit.

Munds earned a Bachelor of Science with a degree in sport marketing and management from Indiana University in May of 2023. He received a Kelley School Business Certificate.

SUPPORT STAFF



STEPHEN HARPER

Deputy Director of Athletics/COO

Men's Basketball Admin

Stephen Harper serves as the Deputy Director of Athletics and Chief Operating Officer at IU Athletics and has been with the Department since 2017. Harper oversees the areas of facilities and capital projects, human resources, licensing, apparel and equipment operations, event management, risk management, legal affairs and contracts. Harper also serves as the sport administrator for men's basketball, among other sports.

In Harper's time with the Department, he has overseen the successful completion of over \$100 million in capital projects that have transformed and modernized the IU Athletics campus. Major projects include the completion of the South End Zone of Memorial Stadium, which is home to the Excellence Academy, Wilkinson Hall, IU's new home for volleyball and wrestling, the Tardy Center, the new home for IU's men's and women's soccer programs, the Pfau Golf Course, and the Roberts Family Team Center for men's basketball.

Harper oversees the Department's relationship with adidas and with IU Sports Properties, a division of Learfield IMG College. He worked to negotiate a new 10-year extension of the IU's agreement with Learfield IMG College that saw the Department's revenue increase by more than \$2 million in its average annual value.

Prior to working in the Department, Harper served IU for six years as an attorney in the IU Office of the Vice President and General Counsel. He also served as interim General Counsel of the IU Foundation for an eight-month period in 2016.

Harper graduated cum laude from the IU Maurer School of Law and graduated summa cum laude from IU as an undergraduate majoring in English and secondary education. Prior to attending law school, Harper worked as a high school English teacher and coach at Bloomington North High School and served on the summer faculty at Choate Rosemary Hall in Wallingford, Connecticut.



DR. KEN MOORE

Team Dentist

Dr. Ken Moore serves as the program's dentist. He received his B.S. degree from Michigan State University and his Doctorate of Dental Medicine from Pennsylvania, as well as a Master's degree. While serving in the US Air Force, Dr. Moore received Advanced Education General Dentistry (AEGD). He was assigned to bases in Alabama, Virginia, England and Ohio, and later went to Indiana Air National Guard when he bought his practice in 2001. Dr. Moore has been practicing in Bloomington since 2001. He and his wife Robyn have three children.



DR. LARRY RINK

Team Physician

Dr. Larry Rink is in his 44th season with the Indiana Basketball program. He initiated cardiovascular testing on IU players in 1980 and is considered a pioneer in this area and is a founding member of the Sports Cardiology Division of the American College of Cardiology. Dr. Rink practices cardiology and sports medicine in Bloomington. He is a graduate of the Indiana University School of Medicine and completed his internal medicine residency and cardiovascular fellowship at IU. He is currently a clinical professor of medicine with the IU School of Medicine.

He has worked as a USA Team Physician in the Pan American Games, U.S. Olympic Trials, Olympic Sports Festivals, World University Games, and was selected as the U.S. Team Physician for the XXV Olympiad in Barcelona, Spain.

Dr. Rink served as the USA representative for the Medical Committee of the International University Sports Federation and served as Chairman for 16 years. He is now the only Emeritus Chairman of this Medical Committee, which is headquartered in Switzerland. The Commission manages medical care and doping control for all international university sport competitions.

Dr. Rink served as the Medical Director for IU Sports Medicine Program in Bloomington for many years. He now serves as the physician for men's basketball, consultant to IU Athletics, and Executive Director of the Dr. Lawrence D. Rink Sports Medicine and Technology Center in the athletic complex.

He is the recipient of the Distinguished Alumnus Award from the IU School of Medicine and has an Honorary "I" Men Association appointment.

Dr. Rink and his wife, Ellie, enjoy spending time with their son Scott, daughter-in-law Allison and their three daughters, Sydney, Quincey and Halley, and son JT.



DR. J.D. HEADDY

Team Physician

Dr. J.D. Headdy is starting his 23rd year with the IU men's basketball program. A native of Ellettsville, he is a 1986 graduate of Indiana and graduated from the IU School of Medicine in 1990. He completed his Family Practice Residency from St. Francis Hospital in 1993 and is board certified in Family Practice.

A member of the American College of Sports Medicine, Headdy serves as the team physician for Edgewood High School and resides in Spencer with his wife, Ann, who is a nurse in the NICU. They have a daughter, Kristen, who is also a NICU nurse and works at Georgetown University. They also have an autistic son, Jake, who lives at home.

SUPPORT STAFF


**LORIAN
PRICE**

Senior Associate
Athletic Director for
Academic Services

Lorian Price enters her 14th year at Indiana and is the Senior Associate Athletic Director for Academic Services.

Along with advising the Indiana men's basketball team, Price also works with women's basketball and women's golf. Her other responsibilities consist of staff supervision and assisting with administrative duties which includes overseeing the operations of the D. Ames Shuel Academic Center.

Price, a former track and field student-athlete at IU, received her undergraduate degree in 2008 in sport communication and a year later, earned her masters degree from Indiana in athletic administration. She earned Big Ten titles in the 100m hurdles in 2005 and the long jump in 2007. She also was an Olympic trials qualifier in the long jump in 2008.


**JAY
SEARS**

Equipment Manager

Jay Sears is in his 42nd season at IU. He serves as the Hoosiers' director of equipment services and works with Olympic sports programs, the North End Zone's Hall of Champions and the basketball facility's Legacy Court.

A lifelong Bloomington resident, IU graduate and certified athletic equipment manager, Sears has assisted with every team in the department of athletics during his career.

Sears has assumed the responsibility of acquiring and cataloging inventory and storage of artifacts for the Hall of Champions and Legacy Court. He also serves as the liaison from the equipment areas to aid with gameday management throughout the athletic season. He is a member of Indiana University Alumni Association and I Association.

Sears and his wife, Leah, have been married for 35 years and have a son, Meshach, and one daughter, Samaritan, and her husband, Heath VanDeventer along with grandsons Harlan and Waylon.


**ANITRA
HOUSE**

Assistant to the
Head Coach

Anitra House is in her third year as the Assistant to the Head Coach for the men's basketball program.

A Silver Creek High School graduate, she earned a bachelor's degree in secondary education/social studies and a master's degree in reading. She has completed coursework for a doctorate and has finished all but her dissertation in language education.

House first began her association with IU Athletics in 1974 as a tutor under Buzz Kurpius. She began tutoring Woodson in 1976 as he became the first person in his family to earn a college degree. She worked under Kurpius from 1974-79 as a tutor and joined the department full-time in 1979 as a member of the Academic Services office.

Her role expanded and culminated with experience as a learning specialist, certifying eligibility, and athletic financial aid. She created and maintained an athletics database to facilitate eligibility, financial aid, and NCAA/Big Ten federal reporting including graduation rates. She retired from her position as Director of Eligibility and Systems in 2014.


**RUSTY
STILLIONS**

Director of Equipment
Operations for Olympic
Sports

Rusty Stillions is in his 21st year as equipment manager at Simon Skjodt Assembly Hall. He previously served as an assistant manager of the equipment room for the Hoosiers and came to IU full-time after 20 years in the sporting goods retail business.

He is in charge of all aspects of equipment for the Hoosier basketball team and oversees the ordering, inventory and issuing of equipment in addition to any maintenance issues that may arise. He has two sons, Aaron and Colby, and they reside in Bloomington.



YEAR RS Senior+
POSITION Guard
HEIGHT 6-3
WEIGHT 200
HOMETOWN Woodbridge, Va.
HIGH SCHOOL Bishop O'Connell
MAJOR Liberal Arts
BIRTHDATE October 14, 1999
INSTAGRAM @thexavierj0
X @xavierjOhnson

XAVIER JOHNSON

O

2022-23 (REDSHIRT SENIOR)

Started in all 11 games played... averaged 9.9 points, 3.6 rebounds, 4.9 assists, and 1.2 steals per game... suffered a season-ending foot injury at Kansas on Dec. 17... tallied four points, three assists, one rebound, and one steal in the season-opener against Morehead State (Nov. 7)... compiled seven points, six assists, four rebounds, and a steal in the win over Bethune-Cookman (Nov. 10)... scored 23 points to go along with seven rebounds, two assists, and one steal in the road win over Xavier (Nov. 18)... recorded seven points, five rebounds, and four assists in the victory over Miami (Ohio) (Nov. 20)... fell just short of a double-double with nine points and 10 assists to go along with four rebounds in the win over Little Rock (Nov. 23)... scored 16 points to go along with four assists, two rebounds, and two steals in the victory over Jackson State (Nov. 25)... tallied 20 points, eight rebounds, four assists, and two steals in Indiana's win over No. 18/15 North Carolina (Nov. 30)... recorded eight points, four assists, and four steals at Rutgers (Dec. 3)... compiled four points, four assists, and one steal in the win over Nebraska (Dec. 7)... charted an 11-point, 11-assist double-double against No. 10/9 Arizona in Las Vegas (Dec. 10)... dished out two assists to go along with one rebound and one steal at No. 8/6 Kansas (Dec. 17).

2021-22 (SENIOR)

• **Honorable Mention All-Big Ten (Media)**

Started all 34 games played... finished second on the team averaging 12.1 points... led the team in assists (172) and steals (40)... second on the team in 3-point shooting (38.3%)... shot 78.2% from the line... second in free throws made with 115... averaged 14.2 points, 5.9 assists and shot 41.4% from long distance in the final 17 games of the season... had 14 points and three assists against EMU... had 13 points, three assists and two steals against NIU... had eight points, an assist and a steal against St. John's... scored a bucket and had six assists against Louisiana... led the Hoosiers with 14 points and added seven boards and three assists against Jackson State... had a 20-point, 7-rebound, 7-assist and 5-steal night against Marshall... had four points and a season-high nine boards at Syracuse... posted eight points and six rebounds against Nebraska... made all six of his free throws... posted 10 points, seven rebounds and seven assists at Wisconsin... notched nine points and four assists against Merrimack... had 11 points and three assists against Notre Dame... had eight points, five boards and five assists against NKU... posted nine points, three rebounds, four assists and two steals at Penn State... notched two points, four boards and three assists against Ohio State... finished with a team-high 14 points, three boards and five assists against Minnesota... had seven points, four rebounds, four assists and two steals at Iowa... notched nine points and five assists at Nebraska... helped carry the offense against Purdue with 18 points, four rebounds, two assists and a steal... had 14 points, six assists and three blocks against Michigan... finished with 19 points, six assists and four boards against Penn State... had right points, three rebounds and nine assists at Maryland... finished with 12 points, five boards and five assists against Illinois... had seven points, four assists and a blocked shot at Michigan State... had seven points, five rebounds and two assists against

SINGLE-GAME CAREER HIGHS

POINTS - 32

vs. Virginia Tech, 2/3/21

FG MADE - 11

vs. Virginia Tech, 2/3/21

3FG MADE - 5

at Northwestern, 12/9/20

REBOUNDS - 8

3x, last vs. N. Carolina, 11/30/22

ASSISTS - 12

vs. Purdue, 3/5/22

BLOCKS - 1

19x, last vs. Michigan St., 2/12/22

STEALS - 6

vs. Virginia, 2/22/20

MINUTES - 45

at Wake Forest, 2/5/19



#0 • XAVIER JOHNSON

Wisconsin... finished with 16 points, three rebounds, four assists and two steals at Ohio State... made 10-of-10 free throws... had a season-high 24 points against Maryland... made all seven field goal attempts, 7-of-8 free throws and all three 3-pointers... added six assists... led the Hoosiers with 24 points and eight assists in road win at Minnesota... added six boards and had just one turnover... made a season-high four 3's... finished with 13 points, three boards, two assists and three steals against Rutgers... finished with a team-high 18 points and a career-high 12 assists at Purdue... added five boards and three steals... posted 17 points, eight rebounds and seven assists against Michigan... had 13 points, four rebounds, six assists and two steals against Illinois... finished with 20 points, nine assists and four rebounds against Iowa... averaged 16.7 points in the Big Ten Tournament... set the IU single Big Ten Tournament assist mark with 22... made 15-of-16 free throws and hit 5-of-11 triples... had 10 points, four rebounds and seven assists against Wyoming... finished with 11 points, five assists and two steals against Saint Mary's.

2020-21 SEASON (JUNIOR - PITT)

Averaged 14.2 points, 3.4 rebounds, and 5.72 assists in 18 games, making 16 starts... shot 42.6 percent (80-of-188) from the field and 78.7 percent (70-of-89) from the free throw line... led the team in assists with 103, his second-straight season with 100-plus assists... scored in double digits in 13-of-18 games... ranked second in the ACC in assists per game, third in assists, sixth in free throw percentage and 13th in scoring... had 15 points, 4 rebounds and 3 assists against No. 15 Florida State... scored 14 points and added 3 assists against NC State... recorded 13 points with 4 assists against Virginia Tech... had 10 points with 7 assists and 4 boards against No. 14 Virginia... put up a career-high 32 points on 11-for-17 shooting while adding 7 assists and 5 rebounds in a victory against No. 16 Virginia Tech... scored 14 points with 8 assists and 3 boards against Wake... set a season-high with 11 assists, while also adding 9 points against Duke... had 23 points, 7 assists and 6 rebounds against Syracuse... registered 12 points on 4-for-4 shooting with 4 assists and 3 boards against Gardner-Webb... scored 21 points, knocking down five (5) 3-pointers, and added 7 rebounds and 4 assists at Northwestern... had 15 points, 7 assists, 3 boards and 2 steals against Northern Illinois... poured in 27 points on 9-of-13 shooting, 8 assists, 6 rebounds and 2 steals against Drexel... opened the season with 10 assists against St. Francis.

2019-20 SEASON (SOPHOMORE - PITT)

Averaged 11.7 points, 3.7 rebounds, 4.9 assists and 1.8 steals per game while starting 32 of 33 games... shot 37.3 percent (123-of-330) from the field, including 33.0 percent (31-of-94) from three-point range... also shot 76.1 percent (108-of-142) from the foul line... shared the team lead with 23 double-figure scoring games... led the team in scoring six times and in assists in 21 games... had five or more assists in a game 19 times... added 17 games with two or more steals... finished sixth in the ACC with 4.94 assists per game... also ranked among the league leaders in steals (1-6th) and assist-to-turnover ratio (13th)... had 15 points, 8 rebounds and 2 steals in the ACC Tournament against NC State... delivered 10 points, 5 rebounds, 8 assists and 3 steals in a win over Wake Forest... had 13 points and 3 assists at NC State... scored 16 points to go along with 6 steals against Virginia... recorded 12 points, 7 assists and 5 steals at No. 8 Florida State... registered 17 points, 5 rebounds, 4 assists and 3 steals at Notre Dame... finished with 13 points, 6 assists and 3 steals in a win over Miami... dished out 10 assists in a win over Boston College... scored 20 points in a home win over UNC with 6 rebounds, 6 assists and 2 steals... recorded 17 points in a road win over North Carolina... posted 16 points, 8 assists and 4 steals in a win over Canisius... scored 15 points at No. 1 Louisville... scored 20 points to go along with 8 assists in a win over Rutgers... named to the Fort Myers Tip-Off all-tournament team after averaging 11.5 points, 6.0 rebounds and 4.0 assists per game in wins over Kansas State and Northwestern... had 13 points, 6 assists and 4 steals versus Arkansas Pine Bluff... scored 15 points and added 9 assists against Monmouth... opened the season with 13 points, 6 rebounds and 2 steals in a win over Florida State.

2018-19 SEASON (FRESHMAN - PITT)

Selected to the All-ACC Freshman Team... member of the ACC Honor Roll... started 33 games... averaged 15.5 points, 3.9 rebounds, 4.5 assists and 1.3 steals per game... shot 41.5 percent (159-of-383) from the field, 35.2 percent (37-of-105) from three-point range and 75.1 percent (157-of-209) from the free throw line... led the team in field goals made (159), free throws made (157), free throw attempts (209), points (512), points per game (15.5) and assists (149) ... finished second on the team with 43 steals... led the ACC in free throws made... ranked fifth in the conference in assists and assists per game... ranked top-15 in the conference in points per game... began his career with 18-straight double-digit games, the longest such streak by a freshman in Pitt history, and ended the year with 28 double-digit performances... only player in the ACC to average at least 15.0 points and 4.5 assists per game... led Pitt to an ACC Tournament win with 23 points against Boston College... registered 14 points against Clemson... scored 14 points to go with 6 assists at Georgia Tech... tallied 18 points and 5 assists against No. 22 Virginia Tech... dropped 17 points to go with 5 rebounds against NC State... recorded 23 points, 6 rebounds and 9 assists at Wake... posted 14 points, 5 rebounds and 6 assists against Syracuse... poured in 30 points at Clemson... scored 17 points and grabbed 7 rebounds at Syracuse... dropped 18 points in a win over No. 11 Florida State... had 25 points at No. 15 NC State... recorded a double-double with 21 points and 10 assists in a win over Louisville... had 14 points against No. 15 UNC... went for 21 points and 6 assists against New Orleans... scored 21 points to go with 6 rebounds at West Virginia... finished with 19 points against Niagara... dropped 18 points with 6 assists at No. 14 Iowa... scored 20 points against Saint Louis... recorded 23 points in a win over North Alabama... posted 15 points, 7 rebounds and 9 assists against Troy... recorded a double-double with 14 points and 10 assists in a win over VMI... dropped 16 points with 5 rebounds and 6 assists against Youngstown State.

PREP/PERSONAL

Played at Bishop O'Connell for head coach Joe Wooten... finished high school career with 1,034 points... led Bishop O'Connell to a 30-9 record and No. 5 state ranking as a senior... averaged 18.4 points, 4.0 rebounds and 4.3 assists per game... led the team to championship game appearances in the Virginia Independent Schools State Tournament and Alhambra Catholic Invitational Tournament... received Washington Catholic Athletic Conference Player of the Year honors... named first team All-Metro by Washington Post... 2018 McDonald's All-American nominee... named first team all-state by the Virginia Independent School Athletic Association... selected Most Outstanding Player at the Alhambra Catholic Invitational Tournament ... He was born on Oct. 14, 1999 and is the son of Michael and La'Keshia Johnson. He has two brothers, Chaleb and Lathan, and a sister, Mya. His cousin, Larry Gibson, played for the Hoosiers from 1969-71.

CAREER STATS (OVERALL)

Year	TM	G	GS	Min	FGM	FGA	FG%	3PM	3PA	3P%	FTM	FTA	FT%	Off	Def	Reb	A	Stl	BS	TO	Pts	Avg
18-19	Pitt	33	33	1051	159	383	.415	37	105	.352	157	209	.751	38	90	128	149	43	4	132	512	15.5
19-20	Pitt	33	32	1098	123	330	.373	31	94	.330	108	142	.761	22	99	121	163	28	7	111	385	11.7
20-21	Pitt	18	16	514	80	188	.426	25	78	.321	70	89	.787	9	53	62	103	23	3	59	255	14.2
21-22	Ind	34	34	940	131	323	.406	36	94	.383	115	147	.782	18	110	128	172	40	5	90	413	12.1
22-23	Ind	11	11	277	34	82	.415	10	27	.370	31	39	.795	2	34	36	54	13	0	31	109	9.9
Totals		G	GS	Min	FGM	FGA	FG%	3PM	3PA	3P%	FTM	FTA	FT%	Off	Def	Reb	A	Stl	BS	TO	Pts	Avg
Career		129	126	3880	527	1306	.404	139	398	.349	481	626	.768	89	386	475	641	177	19	423	1674	13.0

#0 • XAVIER JOHNSON

2022-23 Game-by-Game (Fifth-Year Senior)

Date	Opponent	GS	Min	FGM	FGA	FG%	3PM	3PA	FTM	FTA	FT%	Off	Def	Reb	Ast	Stl	BS	TO	PF	Pts
11/07/2022	Mor	WG	20	2	3	.667	0	0	0	0	0	0	1	1	3	1	0	2	3	4
11/10/2022	B-C	WG	19	1	3	.333	1	1	4	4	1.000	0	4	4	6	1	0	2	3	7
11/18/2022	@Xavier	WG	29	7	8	.875	2	2	7	10	.700	7	7	7	2	1	0	4	2	23
11/20/2022	*Mia-O	WG	25	2	5	.400	0	0	3	5	.600	0	5	5	4	0	0	1	2	7
11/23/2022	UALR	WG	29	3	6	.500	1	1	2	2	1.000	0	4	4	10	0	0	2	1	9
11/25/2022	JkSt	WG	24	6	11	.545	4	8	0	0	0	2	2	2	4	2	0	1	1	16
11/30/2022	UNC(18)	WG	33	6	12	.500	0	3	8	10	.800	2	8	8	2	2	0	2	2	20
12/03/2022	L	WG	34	3	11	.273	1	4	4	4	.750	1	4	4	4	1	0	4	6	4
12/07/2022	Neb	WG	29	2	8	.250	0	3	0	0	0	1	1	1	4	1	0	7	2	4
12/10/2022	*Ari(10)	L	26	3	13	.231	1	4	4	4	1.000	1	1	2	11	0	0	2	2	11
12/17/2022	@Kansas(8)	L	9	0	2	.000	0	1	0	0	0	1	0	1	2	1	0	2	0	0
Record		Min	FGM	FGA	FG%	3PM	3PA	FTM	FTA	FT%	Off	Def	Reb	Ast	Stl	BS	TO	PF	Pts	
Totals	8-3	277	34	82	.415	10	27	31	39	.795	2	34	36	54	13	0	31	24	109	
Totals	Avg Pts	GP	GS	DQ	Tech	Eject	3P%		Ast/TO	Stl/TO	Reb/G	Ast/G	PAR/G	PAR/40	TSP%					
Totals	9.9	11	11	0	1	0	.370		1.74	0.42	3.3	4.9	18.1	28.7	.476					

* Neutral Site

2021-22 Game-by-Game (Senior)

Date	Opponent	GS	Min	FGM	FGA	FG%	3PM	3PA	FTM	FTA	FT%	Off	Def	Reb	Ast	Stl	BS	TO	PF	Pts	
11/09/2021	EastMi	WG	25	4	9	.444	1	3	5	8	.625	1	1	2	3	0	0	3	3	13	
11/12/2021	NTU	WG	19	4	5	.800	1	1	4	4	1.000	0	2	2	3	2	1	2	3	14	
11/17/2021	SDn	WG	19	3	5	.600	1	2	1	3	.333	0	2	2	1	0	1	0	3	4	8
11/21/2021	UL-Laf	WG	16	4	10	.400	0	0	0	0	0	2	2	2	1	0	0	3	2	2	8
11/23/2021	JkSt	WG	25	5	6	.833	0	0	4	6	.667	0	7	7	3	0	0	1	2	14	
11/27/2021	Marsh	WG	30	7	12	.583	2	3	4	4	1.000	0	7	7	5	0	0	2	3	20	
11/30/2021	@Syr	L	26	1	2	.500	0	0	2	2	1.000	0	1	1	9	1	0	3	5	4	
12/04/2021	Neb	WG	15	1	5	.200	0	1	6	6	1.000	1	5	6	0	1	0	1	3	8	
12/08/2021	@Wisc(22)	L	27	4	16	.250	0	1	2	6	.333	1	6	7	7	0	0	3	4	9	
12/12/2021	Merrim	WG	22	3	5	.600	1	2	2	2	1.000	2	2	2	4	0	0	3	1	9	
12/18/2021	*ND	WG	32	3	11	.273	2	9	3	4	.750	0	2	2	3	0	0	4	3	11	
12/22/2021	NorKy	WG	28	3	6	.500	0	0	2	4	.500	1	4	5	5	2	0	1	1	8	
01/02/2022	@PSU	L	27	3	9	.333	1	3	2	4	.500	1	2	3	4	2	0	1	2	9	
01/06/2022	OhioSt(13)	WG	26	1	7	.143	0	1	0	1	1.000	0	4	4	3	1	0	1	1	2	
01/09/2022	Minn	WG	22	4	10	.400	2	6	4	5	.800	1	2	3	5	0	1	1	4	14	
01/13/2022	@Iowa	L	24	2	7	.286	0	2	3	4	.750	0	4	4	4	2	0	4	4	7	
01/17/2022	@Neb	WG	25	2	5	.400	1	2	4	4	1.000	0	0	0	5	0	0	5	4	9	
01/20/2022	Purdue(4)	WG	32	7	17	.412	2	4	2	2	1.000	1	3	4	2	1	0	0	0	18	
01/23/2022	Mich	L	35	5	11	.455	0	2	4	7	.571	1	5	6	6	2	0	5	2	14	
01/26/2022	PSU	WG	32	7	12	.583	3	3	2	2	1.000	4	4	4	6	1	1	3	2	19	
01/29/2022	@MD	WG	30	1	8	.125	1	5	5	6	.833	0	3	3	9	1	0	2	1	8	
02/05/2022	Ill(18)	L	32	4	11	.364	1	3	3	4	.750	1	4	5	5	1	1	2	2	12	
02/12/2022	@MSU(17)	L	20	3	7	.429	1	2	0	0	0	1	0	1	4	0	1	4	7	7	
02/15/2022	West(15)	L	34	4	16	.250	1	6	0	0	0	2	3	5	12	3	0	5	2	7	
02/21/2022	@OhioSt(22)	L	39	3	12	.250	0	3	10	10	1.000	1	2	3	4	2	0	6	5	16	
02/24/2022	MD	WG	27	7	7	1.000	3	3	7	8	.875	0	1	1	6	1	0	3	2	24	
02/27/2022	@Minn	WG	31	7	16	.438	4	6	6	9	.667	0	6	6	8	0	0	1	1	24	
03/02/2022	Rut	L	33	5	11	.455	2	4	1	1	1.000	1	2	3	2	3	0	4	3	13	
03/05/2022	@Purdue(8)	L	34	7	15	.467	0	4	4	4	1.000	1	4	5	12	3	0	2	1	18	
03/10/2022	@Mich	WG	27	5	10	.500	3	4	4	4	1.000	2	6	8	7	1	0	3	3	17	
03/11/2022	*Ill(16)	WG	36	5	15	.333	0	1	3	4	.750	0	4	4	6	2	0	1	3	13	
03/12/2022	*Iowa(24)	L	33	5	11	.455	2	6	8	8	1.000	0	4	4	9	1	0	4	2	20	
03/15/2022	*Wyo	WG	32	3	12	.250	1	2	3	5	.600	0	4	4	7	0	0	2	2	10	
03/17/2022	*StMry(18)	L	25	3	8	.375	0	0	5	6	.833	0	2	2	5	2	0	5	4	11	
Record		Min	FGM	FGA	FG%	3PM	3PA	FTM	FTA	FT%	Off	Def	Reb	Ast	Stl	BS	TO	PF	Pts		
Totals	21-13	940	131	323	.406	36	94	115	147	.782	18	110	128	172	40	5	90	88	413		
Totals	Avg Pts	GP	GS	DQ	Tech	Eject	3P%		Ast/TO	Stl/TO	Reb/G	Ast/G	PAR/G	PAR/40	TSP%						
Totals	12.1	34	34	2	2	0	.383		1.91	0.44	3.8	5.1	21.0	30.3	.461						

* Neutral Site

2020-21 Game-by-Game (Junior at Pittsburgh)

Date	Opponent	GS	Min	FGM	FGA	FG%	3PM	3PA	FTM	FTA	FT%	Off	Def	Reb	Ast	Stl	BS	TO	PF	Pts
11/25/2020	StF-Pa	L	32	2	9	.222	0	5	5	7	.714	1	4	5	10	0	0	7	4	9
11/28/2020	Drexel	WG	37	9	13	.692	3	7	6	6	1.000	0	6	6	8	2	0	3	3	27
12/05/2020	NIU	WG	25	4	8	.500	2	5	5	7	.714	0	3	3	7	2	0	0	1	15
12/09/2020	@NW	WG	34	6	16	.375	5	9	4	7	.571	1	6	7	4	0	1	0	4	21
12/12/2020	G-Webb	WG	18	4	5	.800	1	2	3	5	.600	1	2	3	4	0	0	3	2	12
12/16/2020	@Mia-Fi	WG	21	3	8	.375	0	3	1	1	1.000	0	4	4	3	2	0	5	4	7
12/22/2020	Lou	L	22	3	9	.333	1	4	3	4	.750	1	2	2	0	1	0	3	5	10
01/06/2021	@Syr	WG	25	3	14	.214	2	7	4	5	.800	1	3	4	7	3	0	1	2	12
01/16/2021	Syr	WG	35	4	12	.333	2	8	13	13	1.000	1	5	6	7	1	0	2	3	23
01/19/2021	Duke	WG	35	2	9	.222	1	3	4	5	.800	0	3	3	11	1	0	4	3	9
01/23/2021	@Wake	L	32	6	15	.400	0	4	2	3	.667	1	2	3	8	2	0	5	2	14
01/26/2021	UNC	L	36	2	8	.250	0	1	3	4	.750	0	1	1	7	1	1	4	2	7
01/30/2021	ND	L	20	2	6	.333	1	2	0	0	0	0	1	1	3	1	0	2	5	5
02/03/2021	VaTech(16)	W	35	11	17	.647	4	7	6	7	.857	0	5	5	7	2	0	2	2	32
02/06/2021	@Uva(14)	L	35	3	12	.250	0	3	4	6	.667	1	3	4	7	1	1	1	1	10
02/14/2021	@GaTech	L	21	5	8	.625	1	3	2	2	1.000	0	0	1	4	2	0	7	5	13
02/17/2021	NCSU	L	19	5	6	.833	1	1	3	4	.750	0	0	0	3	0	0	3	4	14
02/20/2021	FiaSt(16)	L	32	6	13	.462	1	4	2	3	.667	0	4	4	3	1	1	3	4	15
Record		Min	FGM	FGA	FG%	3PM	3PA	FTM	FTA	FT%	Off	Def	Reb	Ast	Stl	BS	TO	PF	Pts	
Totals	9-9	514	80	188	.426	25	78	70	89	.787	9	53	62	103	23	3	59	56	255	
Totals	Avg Pts	GP	GS	DQ	Tech	Eject	3P%		Ast/TO	Stl/TO	Reb/G	Ast/G	PAR/G	PAR/40	TSP%					
Totals	14.2	18	16	3	3	0	.321		1.75	0.3										



#0 • XAVIER JOHNSON

2019-20 Game-by-Game (Sophomore at Pittsburgh)

Date	Opponent	GS	Min	FGM	FGA	FG%	3PM	3PA	FTM	FTA	FT%	Off	Def	Reb	Ast	Stl	BS	TO	PF	Pts	
11/06/2019	FlaSt	WG	38	3	11	.273	2	5	5	8	.625	0	6	6	1	2	0	2	3	13	
11/09/2019	Nich	L	38	5	10	.500	0	0	0	1	1.000	1	4	5	3	1	0	5	5	10	
11/12/2019	@RNor	WG	38	1	9	.111	1	3	4	4	1.000	0	6	6	3	1	0	4	1	7	
11/15/2019	WVU	L	29	2	5	.400	0	1	0	2	1.000	0	1	1	1	5	2	0	5	4	
11/18/2019	Monm	WG	36	5	11	.455	2	4	3	6	.500	0	3	3	9	0	0	3	1	15	
11/21/2019	UABP	WG	32	5	13	.385	3	7	0	0	-	1	2	3	6	4	0	0	0	13	
11/25/2019	*KanSt	WG	23	5	9	.556	2	2	2	2	1.000	0	6	6	6	0	0	0	0	12	
11/27/2019	*NW	WG	38	4	12	.333	1	2	2	2	1.000	0	6	6	8	0	0	4	2	11	
12/03/2019	Rut	WG	38	8	14	.571	2	5	2	3	.667	0	3	3	3	2	0	4	1	20	
12/06/2019	@Lou(1)	L	31	6	10	.600	1	1	2	4	.500	0	2	2	2	0	0	5	5	15	
12/16/2019	NIU	WG	39	1	9	.111	1	3	3	4	.833	1	3	4	3	1	0	2	1	11	
12/20/2019	Bing	WG	31	3	6	.500	2	4	1	1	1.000	1	3	4	1	6	0	1	3	9	
12/30/2019	Can	WG	35	5	10	.500	0	1	6	6	1.000	0	1	1	1	8	0	4	3	16	
01/04/2020	Wake	L	36	3	10	.300	1	1	4	4	1.000	0	4	4	6	1	0	3	4	11	
01/08/2020	@UNC	WG	32	6	11	.545	1	2	4	6	.667	1	2	3	7	1	0	6	3	17	
01/10/2020	@Mia-Fl	L	24	1	5	.200	0	2	2	2	1.000	1	1	2	3	1	0	0	3	4	
01/14/2020	Lou(11)	L	41	3	10	.300	1	4	4	6	.667	0	3	3	5	3	1	3	2	11	
01/18/2020	UNC	WG	35	4	11	.364	2	5	10	12	.833	1	5	6	6	2	1	2	1	20	
01/22/2020	BC	WG	37	3	10	.300	1	1	2	2	1.000	0	4	4	10	1	1	5	3	9	
01/25/2020	@Syr	L	39	3	13	.231	1	5	2	4	.500	1	4	5	7	1	0	1	5	9	
01/28/2020	@Duke(9)	L	36	3	10	.300	0	1	3	4	.750	0	4	4	3	0	0	3	4	9	
02/02/2020	Mia-Fl	WG	39	6	18	.333	1	7	0	0	-	1	1	2	6	3	0	2	1	13	
02/05/2020	@ND	L	38	5	9	.556	2	3	5	8	.625	1	4	5	4	3	0	2	2	17	
02/08/2020	GaTech	WG	40	5	10	.500	0	2	7	7	1.000	0	2	3	4	6	1	2	3	16	
02/12/2020	Clem	L	31	0	9	.000	0	3	8	10	.800	2	2	4	5	2	0	2	2	8	
02/15/2020	@VaTech	L	26	3	7	.429	1	2	4	6	.667	1	3	4	1	0	0	1	5	11	
02/18/2020	@FlaSt(8)	L	31	3	14	.214	0	5	6	8	.750	3	1	4	7	5	0	4	2	12	
02/22/2020	Uva	L	27	6	10	.600	1	2	3	4	.750	1	2	3	4	6	1	2	3	16	
02/26/2020	Syr	L	30	1	6	.167	1	3	2	2	1.000	0	0	0	5	2	0	3	2	5	
02/29/2020	@NCSU	L	39	5	14	.357	2	5	1	2	.500	0	1	1	1	3	1	1	2	13	
03/04/2020	@GaTech	L	30	2	7	.286	2	3	2	2	1.000	1	0	1	2	2	1	6	6	8	
03/10/2020	*Wake	WG	35	8	5	1.000	0	1	2	2	1.000	2	3	5	8	0	0	3	10	17	
03/11/2020	*NCSU	L	27	5	9	.556	0	1	5	5	1.000	1	7	8	2	2	0	8	4	15	
Totals			16-17	1098	123	330	.373	31	94	108	142	.761	22	99	121	163	58	7	111	92	385
Avg Pts			GP	GS	DQ	Tech	Eject	3P%	Ast/TO	Stl/TO	Reb/G	Ast/G	PAR/G	PAR/40	TSP%						
Totals			11.7	33	32	6	2	0	.330	1.47	0.52	3.7	4.9	20.3	24.4	.420					

* Neutral Site

2018-19 Game-by-Game (Freshman at Pittsburgh)

Date	Opponent	GS	Min	FGM	FGA	FG%	3PM	3PA	FTM	FTA	FT%	Off	Def	Reb	Ast	Stl	BS	TO	PF	Pts	
11/06/2018	YSU	WG	31	6	15	.400	1	3	3	4	.750	1	4	5	6	2	0	2	2	16	
11/09/2018	VMI	WG	24	4	6	.667	2	2	4	4	1.000	0	4	4	10	2	0	2	0	14	
11/12/2018	Troy	WG	37	5	12	.417	2	7	3	4	.750	1	6	7	9	0	0	3	2	15	
11/15/2018	CanArk	WG	17	4	7	.571	1	3	3	3	1.000	0	4	4	3	1	0	2	3	12	
11/17/2018	NortAL	WG	35	6	13	.462	1	2	10	12	.833	0	4	4	3	0	0	3	2	23	
11/21/2018	*STL	WG	26	6	11	.545	1	1	7	8	.875	1	1	2	2	1	0	2	4	20	
11/27/2018	@Iowa(14)	L	40	6	14	.429	2	5	4	5	.800	0	4	4	6	1	0	6	5	18	
11/30/2018	*Duc	WG	20	3	10	.300	0	2	4	5	.800	0	4	4	5	1	0	3	4	10	
12/03/2018	Nia	L	32	7	16	.438	3	5	2	5	.400	0	1	1	3	3	0	4	2	19	
12/08/2018	@WVU	L	33	5	11	.455	1	3	10	11	.909	0	6	6	2	2	0	8	4	21	
12/15/2018	Md-ES	WG	25	4	6	.667	2	4	2	2	1.000	0	1	1	4	0	0	2	1	12	
12/20/2018	UNO	WG	27	5	9	.556	3	5	8	9	.889	0	1	1	6	1	0	4	1	21	
12/29/2018	Colg	WG	30	4	10	.400	1	5	2	2	1.000	0	4	4	6	1	0	3	1	11	
01/05/2019	UNC(15)	L	34	5	15	.333	0	3	4	5	.800	1	2	3	2	2	1	5	1	14	
01/09/2019	Lou	WG	37	7	15	.467	2	4	5	7	.714	0	5	5	10	0	0	4	3	21	
01/12/2019	@NCSU(15)	L	24	8	12	.667	0	0	9	11	.818	1	0	1	2	0	0	6	2	25	
01/14/2019	FlaSt(11)	WG	36	4	12	.333	0	3	10	10	1.000	0	0	0	1	1	1	7	2	18	
01/19/2019	@Syr	L	40	6	11	.545	3	5	2	4	.500	1	6	7	3	0	0	6	4	17	
01/22/2019	Duke(2)	L	34	4	7	.571	0	0	0	0	-	0	5	5	1	1	1	5	3	8	
01/26/2019	@Lou(23)	L	30	4	13	.308	0	2	1	2	.500	1	2	3	4	1	0	5	3	9	
01/29/2019	@Clem	L	31	10	14	.714	3	3	7	8	.875	3	1	4	1	2	0	3	4	30	
02/02/2019	Syr	L	35	2	11	.182	1	5	9	12	.750	3	2	5	6	2	0	2	5	14	
02/05/2019	@Wake	L	45	8	19	.421	1	4	6	10	.600	2	4	6	9	2	0	2	0	23	
02/09/2019	NCSU	L	25	5	12	.417	1	3	6	7	.857	4	1	5	2	1	0	1	4	17	
02/12/2019	@BC	L	36	3	19	.158	2	6	0	0	-	4	3	7	7	1	0	5	4	8	
02/16/2019	VaTech(22)	L	26	5	9	.556	2	4	6	9	.667	1	2	3	5	0	0	5	4	18	
02/20/2019	@GaTech	L	35	3	10	.300	1	4	7	12	.583	1	1	2	6	4	0	3	3	14	
02/27/2019	Clem	L	32	4	9	.444	1	1	5	8	.625	1	1	2	2	1	0	8	3	14	
03/02/2019	@Uva(2)	L	29	0	7	.000	0	2	3	4	.750	1	4	5	4	2	0	4	3	3	
03/05/2019	@Mia-Fl	L	37	3	8	.375	0	2	4	8	.500	0	6	6	5	1	0	7	4	10	
03/09/2019	ND	WG	36	4	14	.286	0	4	2	4	.500	1	4	5	6	2	0	3	0	10	
03/12/2019	*BC	WG	38	7	14	.500	0	2	9	14	.643	1	3	4	2	2	1	3	2	23	
03/13/2019	*Syr	L	34	2	12	.167	0	1	0	0	-	3	0	3	6	2	0	4	4	4	
Totals			14-19	1051	159	383	.415	37	105	157	209	.751	38	90	128	149	43	4	132	89	512
Avg Pts			GP	GS	DQ	Tech	Eject	3P%	Ast/TO	Stl/TO	Reb/G	Ast/G	PAR/G	PAR/40	TSP%						
Totals			15.5	33	33	2	1	0	.352	1.13	0.33	3.9	4.5	23.9	30.0	.463					

* Neutral Site





YEAR	Senior+
POSITION	Forward
HEIGHT	6-8
WEIGHT	215
HOMETOWN	Baltimore, Md.
HIGH SCHOOL	Brewster Academy (N.H.)
MAJOR	Sociology
BIRTHDATE	Feb. 9, 2001
INSTAGRAM	@theanthonywalker
X	@Antgotclout

ANTHONY WALKER

4

2022-23 (SENIOR – MIAMI (FLA.))

Made one start in 37 appearances in an NCAA Final Four run for the Hurricanes... averaged 2.8 points and 1.2 rebounds in 10.2 minutes per game... shot 51.3% (41-of-80) from inside the arc and 63.6% (14-of-22) from the free throw line... opened the season with two points against Lafayette (Nov. 7)... collected four points, two rebounds, and one steal against UNC Greensboro (Nov. 11)... added four points and a rebound against St. Francis Brooklyn (Nov. 23)... pulled down a season-best five rebounds to go with five points, two steals, and two blocks at Louisville (Dec. 4)... recorded four points, four rebounds, and one assist against Cornell (Dec. 7)... chipped in two points and two rebounds against NC State (Dec. 10)... scored a season-high 10 points against Saint Francis U (Dec. 17)... tallied two points and two rebounds at Notre Dame (Dec. 30)... put up three points, four rebounds, one assist, and one steal at Georgia Tech (Jan. 4)... charted six points and three rebounds at NC State (Jan. 14)... scored six points against Syracuse (Jan. 16)... added two points, two rebounds, and an assist at Duke (Jan. 21)... posted six points at Florida State (Jan. 24)... chipped in four points and one rebound at Pitt (Jan. 28)... compiled five points, two rebounds, and one steal against Virginia Tech (Jan. 31)... scored six points against Duke (Jan. 6)... registered four points in 13 minutes of run at North Carolina (Feb. 13)... dished out two assists against Wake Forest (Feb. 18)... recorded six points, three rebounds, one assists, and one steal against Florida State (Feb. 25)... scored two points in his lone start of the season against No. 25 Pitt (March 4)... grabbed two rebounds against Wake Forest (March 9)... went for six points, four rebounds, and one block against No. 21 Duke (March 10)... compiled four points, two rebounds, and a steal against No. 21 Indiana in the second round of the NCAA Tournament (March 19)... scored seven points to go with two blocks against No. 2 Houston in the Sweet 16 (March 24)... grabbed one rebound against No. 10 UConn in the Final Four (April 1).

SINGLE-GAME CAREER HIGHS

POINTS - 18

vs. Jacksonville, 12/19/20

FG MADE - 6

6x, last vs. Georgia Tech, 2/9/22

3FG MADE - 2

5x, last vs. Notre Dame, 2/2/22

REBOUNDS - 10

5x, last vs. Virginia, 3/1/21

ASSISTS - 4

3x, last at Virginia, 2/5/22

BLOCKS - 4

4x, last vs. Camisius, 11/9/21

STEALS - 3

3x, last vs. Virginia Tech, 2/26/22

MINUTES - 39

vs. Pittsburgh, 3/9/21

2021-22 (JUNIOR – MIAMI (FLA.))

Made two starts in 37 appearances in an NCAA Elite Eight run for the Hurricanes... averaged 4.9 points and 1.7 rebounds in 14.1 minutes per game... shot 52.5% (64-of-122) from inside the arc and 60.0% (30-of-50) from the free throw line... opened the year with season-highs in both points (14) and blocked shots (3) to go along with four rebounds and



#4 • ANTHONY WALKER

two assists against Canisius (Nov. 9)... charted 12 points, one rebound, one assist, two steals, and one block against UCF (Nov. 13)... compiled eight points, three rebounds, and a block at Florida Atlantic (Nov. 16)... put up seven points and four rebounds against Dayton (Nov. 21)... added five points, four rebounds, two assists, and one steal against North Texas (Nov. 26)... scored four points at Penn State (Dec. 1)... added eight points and two rebounds against Fordham (Dec. 12)... posted four points, four rebounds, and two blocks against Stetson (Dec. 20)... stuffed the stat sheet with 11 points, four rebounds, one steal, and two blocks against NC State (Dec. 29)... went for eight points, five rebounds, two assists, and two steals against Wake Forest (Jan. 1)... tallied four points and two rebounds against Syracuse (Jan. 5)... registered six points and three rebounds in an upset win at No. 2 Duke (Jan. 8)... secured four points and three steals at Virginia Tech (Jan. 26)... charted seven points and two rebounds at Georgia Tech (Jan. 29)... grabbed a season-high eight rebounds to go along with 12 points in 17 minutes of run against Notre Dame (Feb. 2)... dished out four assists to go along with three rebounds at Virginia (Feb. 5)... recorded a second 12-point, 8-rebound performance in a starting role against Georgia Tech (Feb. 9)... chipped in four points and a pair of rebounds at Wake Forest (Feb. 12)... went for six points and two boards at Louisville (Feb. 16)... added four points and four rebounds against Virginia (Feb. 19)... scored seven points to go along with six rebounds at Pitt (Feb. 19)... charted 11 points, four rebounds, and three steals against Virginia Tech (Feb. 26)... scored four points against Boston College (March 10) and five points against No. 7 Duke (March 11) in the ACC Tournament... went for three points and two rebounds against No. 22 USC (March 18)... tallied four points against No. 8 Auburn (March 20)... grabbed three rebounds against Iowa State (March 25)... pulled down five rebounds and added three points against No. 3 Kansas (March 27).

2020-21 (SOPHOMORE – MIAMI (FLA.))

Made a career-high 16 starts in 26 appearances... averaged career-best numbers in scoring (9.6), rebounding (4.7), assists (1.2), and blocked shots (0.8) per game... knocked down a career-best 15 3-point field goals... saw 26.5 minutes per game... shot 50.7% (76-of-150) from inside the arc and 71.2% (52-of-73) from the free throw line... compiled four double-doubles... scored in double figures in 11 of the final 14 games of the season... opened the season with eight points, three rebounds, two assists, and one steal against North Florida (Nov. 29)... went for six points, four rebounds, and one assist against Stetson (Dec. 4)... added four points and two rebounds against Purdue (Dec. 8)... tallied 12 points, four rebounds, and three blocks against Florida Gulf Coast (Dec. 12)... collected first-career double-double with 12 points, 10 rebounds, and two blocks against Pitt (Dec. 16)... scored a career-high 18 points on 8-of-8 shooting from the free throw line to go along with 10 rebounds and three blocks against Jacksonville (Dec. 19)... dished out two assists at No. 24 Virginia Tech (Dec. 29)... tallied nine points, three rebounds, and one block against North Carolina (Jan. 5)... chipped in six points and two boards at Boston College (Jan. 12)... recorded 13 points and five rebounds at Syracuse (Jan. 19)... tallied 13 points and two rebounds at No. 16 Florida State (Jan. 27)... stuffed the stat sheet with 16 points, three rebounds, two assists, two steals, and one block against Duke (Feb. 1)... added four points and three rebounds against No. 16 Virginia Tech (Feb. 6)... notched a 14-point, 10-rebound double-double at Notre Dame (Feb. 14)... scored 16 points against Georgia Tech (Feb. 20)... compiled 12 points and seven rebounds against No. 11 Florida State (Feb. 24)... contributed a 13-point, 10-rebound double-double at Clemson (Feb. 27)... ripped down 10 rebounds to go along with eight points at No. 21 Virginia (March 1)... notched 17 points, seven rebounds, four assists, two steals, and two blocks against Boston College (March 5)... posted a near double-double with 14 points, nine rebounds, four assists, one steal, and one block against Pitt (March 9)... stuffed the box score with 15 points, six rebounds, two assists, three steals, and one block against Clemson (March 10)... finished the season with two points, four rebounds, and two assists against Georgia Tech (March 11).

2019-20 (FRESHMAN – MIAMI (FLA.))

Made 25 appearances... averaged 3.3 points and 2.1 rebounds in 13.1 minutes per game... shot 48.3% (29-of-60) from inside the arc and 65.2% (15-of-23) from the free throw line... made his collegiate debut with nine points and five rebounds against No. 5 Louisville (Nov. 5)... compiled four points, two rebounds, one assist, one steal, and one block against Florida Atlantic (Nov. 8)... tallied six points, two rebounds, two steals, and two blocks at UCF (Nov. 12)... added four points and three rebounds against Quinnipiac (Nov. 16)... scored four points against Florida (Nov. 22)... blocked three shots against UConn (Nov. 24)... chipped in three points and two rebounds against Coppin State (Dec. 21)... grabbed three rebounds against No. 9 Florida State (Jan. 18)... posted four points and four rebounds at No. 8 Duke (Jan. 21)... scored a season-high 14 points to go with three rebounds at North Carolina (Jan. 25)... registered seven points, four rebounds, and two blocks against Virginia Tech (Jan. 28)... pulled down seven rebounds to go with six rebounds against NC State (Feb. 5)... grabbed five rebounds at No. 8 Florida State (Feb. 8)... contributed nine points and three rebounds against Boston College (Feb. 12)... scored four points at Notre Dame (Feb. 23)... tallied two points and a block against Syracuse (March 7).

PREP/PERSONAL

Graduated from Brewster Academy (N.H.)... helped them win the regional championship and National Prep Championships... team also reached the NEPSAC AAA title game during his lone year with the team... led Perry Hall (Md.) to the first two 4A state crowns in school history as a junior and sophomore... made a buzzer beater to send his squad to the state title game as a junior... attended Hope Academy (Ga.) as a freshman and did not play basketball... the son of Anthony Walker, Jr. and Towanda Hayes... has a younger brother, Darius... graduated with a degree in sociology with a minor in African studies from Miami (Fla.)... born Feb. 9, 2001.

CAREER STATS (OVERALL)

Year	TM	G	GS	Min	FGM	FGA	FG%	3PM	3PA	3P%	FTM	FTA	FT%	Off	Def	Reb	A	Stl	BS	TO	Pts	Avg
19-20	Mia-Fl	25	0	327	32	79	.405	3	19	.158	15	23	.652	23	30	53	5	13	17	15	82	3.3
20-21	Mia-Fl	26	16	688	91	214	.425	15	64	.234	52	73	.712	29	93	122	27	19	22	47	249	9.6
21-22	Mia-Fl	37	2	520	72	156	.462	8	34	.235	30	50	.600	27	64	91	22	29	17	28	182	4.9
22-23	Mia-Fl	37	1	377	44	104	.423	3	24	.125	14	22	.636	14	32	46	10	11	6	16	105	2.8
Totals		G	GS	Min	FGM	FGA	FG%	3PM	3PA	3P%	FTM	FTA	FT%	Off	Def	Reb	A	Stl	BS	TO	Pts	Avg
Career		125	19	1912	239	553	.432	29	141	.206	111	168	.661	93	219	312	64	72	62	106	618	4.9

#4 • ANTHONY WALKER

2022-23 Game-by-Game (Senior at Miami (Fla.))

Date	Opponent	GS	Min	FGM	FGA	FG%	3PM	3PA	FTM	FTA	FT%	Off	Def	Reb	Ast	Stl	BS	TO	PF	Pts	
11/07/2022	Laf	W	12	0	5	.000	0	3	2	2	1.000	0	0	2	0	0	0	1	1	2	
11/11/2022	UNCG	W	14	2	3	.667	0	1	0	0	0	0	2	2	0	1	0	1	0	4	
11/15/2022	FlaA&M	W	13	1	7	.143	0	3	0	0	0	0	0	0	0	0	1	0	1	2	
11/19/2022	*ProV	W	7	0	1	.000	0	1	0	0	0	0	0	0	0	0	0	0	1	0	
11/20/2022	*MD	L	7	0	1	.000	0	0	0	0	0	0	0	0	0	0	0	0	0	0	
11/23/2022	STF-NY	W	8	2	4	.500	0	0	0	0	0	0	1	1	0	0	0	0	0	4	
11/27/2022	@UCF	W	8	0	1	.000	0	0	0	0	0	0	1	0	1	0	0	2	0	0	
11/30/2022	Rut	W	2	0	0	0	0	0	0	0	0	0	0	0	0	0	0	1	0	0	
12/04/2022	@Lou	W	17	2	3	.667	1	1	0	0	0	0	2	3	5	1	2	2	0	5	
12/07/2022	Cor	W	8	2	5	.400	0	1	0	0	0	0	2	4	0	1	0	0	2	4	
12/10/2022	NCSU	W	4	1	2	.500	0	0	0	0	0	0	0	0	0	0	0	0	0	2	
12/17/2022	STF-Pa	W	11	4	5	.800	0	0	2	2	1.000	1	0	1	0	0	0	1	1	10	
12/20/2022	Uva(6)	W	6	0	2	.000	0	1	0	0	0	0	0	0	0	0	0	0	0	0	
12/30/2022	@ND	W	6	1	1	1.000	0	0	0	1	.000	1	1	2	0	0	0	0	1	2	
01/04/2023	@GaTech	L	10	1	1	1.000	1	1	0	0	0	0	1	3	4	1	1	0	0	3	
01/11/2023	BC	W	11	0	1	.000	0	0	0	0	0	0	0	0	0	0	0	1	0	0	
01/14/2023	@NCSU	L	11	3	4	.750	0	1	0	1	.000	0	3	3	3	1	0	0	2	6	
01/16/2023	Syr	W	11	1	3	.333	0	1	4	4	1.000	0	1	1	1	0	0	0	1	6	
01/21/2023	@Duke	L	13	1	4	.250	0	1	0	0	0	0	2	2	1	0	0	0	3	2	
01/24/2023	@FlaSt	W	10	3	4	.750	0	0	3	.000	0	0	0	0	0	0	0	1	1	6	
01/28/2023	@Pitt	L	14	2	4	.500	1	0	0	0	0	0	1	1	0	0	0	1	1	4	
01/31/2023	VaTech	W	9	1	1	1.000	0	0	3	3	1.000	1	1	2	0	1	0	0	1	5	
02/04/2023	@Clem(20)	W	11	0	3	.000	0	2	0	0	0	0	1	1	0	0	0	0	1	0	
02/06/2023	Duke	W	10	3	5	.600	0	0	0	0	0	0	0	0	1	0	0	1	0	6	
02/11/2023	Lou	W	9	0	0	0	0	0	0	0	0	0	0	0	0	0	0	1	0	0	
02/13/2023	@UNC	W	13	2	5	.500	0	0	0	1	.000	0	0	1	0	0	0	3	0	0	
02/18/2023	Wake	W	12	1	2	.500	0	0	0	0	0	0	0	0	2	0	0	0	0	2	
02/21/2023	@VaTech	W	4	0	0	0	0	0	0	0	0	0	0	0	0	0	0	0	1	0	
02/25/2023	FlaSt	L	17	3	3	1.000	0	0	0	0	0	0	3	3	1	1	0	0	1	6	
03/04/2023	Pitt(25)	W	4	1	2	.500	0	0	0	0	0	0	1	1	0	0	0	0	1	2	
03/09/2023	*Wake	W	14	0	1	.000	0	0	0	0	0	0	2	0	0	0	0	0	1	0	
03/10/2023	*Duke(21)	L	24	2	7	.286	0	1	2	3	.667	3	1	4	1	0	1	1	1	6	
03/17/2023	*Drake	W	7	0	1	.000	0	1	1	2	.500	0	1	1	0	0	0	0	0	1	
03/19/2023	*Ind(21)	W	13	2	4	.500	0	1	0	0	0	0	2	2	0	1	0	1	0	4	
03/24/2023	*Hou(2)	W	16	3	4	.750	1	1	0	0	0	0	0	0	0	1	2	0	1	7	
03/26/2023	*Tex(5)	W	4	0	0	0	0	0	0	0	0	0	0	0	0	0	0	1	0	0	
04/01/2023	*UConn(10)	L	7	0	3	.000	0	1	0	0	0	0	1	1	0	1	0	0	0	0	
Record			Min	FGM	FGA	FG%	3PM	3PA	FTM	FTA	FT%	Off	Def	Reb	Ast	Stl	BS	TO	PF	Pts	
Totals			29-8	377	44	104	.423	3	24	14	22	636	14	32	46	10	11	6	16	27	105
			Avg Pts	GP	GS	DQ	Tech	Eject	3P%		Ast/TO	Stl/TO	Reb/G	Ast/G	PAR/G	PAR/40	TSP%				
Totals			2.8	37	1	0	0	0	.125		0.63	0.69	1.2	0.3	4.4	17.1					.438

* Neutral Site

2021-22 Game-by-Game (Junior at Miami (Fla.))

Date	Opponent	GS	Min	FGM	FGA	FG%	3PM	3PA	FTM	FTA	FT%	Off	Def	Reb	Ast	Stl	BS	TO	PF	Pts
11/09/2021	Can	W	23	4	9	.444	1	3	5	7	.714	1	3	4	2	0	3	2	3	14
11/13/2021	UCF	L	26	4	9	.500	1	3	5	7	.429	0	1	1	1	2	1	2	5	12
11/16/2021	@FlaAtl	W	20	3	7	.429	1	2	1	3	.333	1	2	3	0	1	1	0	4	8
11/21/2021	FlaA&M	W	18	3	8	.375	0	2	1	1	1.000	0	4	4	0	0	1	0	0	7
11/25/2021	*Dayton	L	19	2	10	.200	1	4	0	0	0	0	1	3	4	2	1	0	1	5
11/26/2021	*NorFk	W	7	0	2	.000	0	0	0	0	0	0	0	0	0	0	0	0	0	0
11/28/2021	*Ala(10)	L	11	0	2	.000	0	1	2	2	1.000	0	0	0	0	0	0	0	0	0
12/01/2021	@PSU	W	11	2	4	.500	0	1	0	0	0	0	1	0	1	0	0	1	1	4
12/04/2021	Clem	W	9	1	2	.500	0	0	0	0	0	0	0	0	0	0	0	1	0	2
12/08/2021	Lips	W	9	0	0	0	0	0	0	0	0	0	1	1	2	1	0	1	3	0
12/12/2021	*Ford	W	9	3	7	.429	0	0	2	3	.667	1	1	2	0	1	0	2	3	8
12/20/2021	Stet	W	14	2	8	.250	0	0	0	0	0	0	2	2	4	1	0	2	0	4
12/29/2021	NCSU	W	23	4	4	1.000	0	0	3	4	.750	1	3	4	0	1	2	0	3	11
01/01/2022	Wake	W	23	3	6	.500	0	0	2	4	.500	0	5	5	2	2	1	3	5	8
01/05/2022	Syr	W	12	0	2	.000	0	0	4	4	1.000	1	1	2	0	1	0	1	1	4
01/08/2022	@Duke(2)	L	12	3	7	.429	0	2	0	0	0	0	3	0	0	0	0	0	1	6
01/11/2022	@FlaSt	L	8	0	0	0	0	0	0	0	0	0	0	0	0	1	0	1	2	0
01/18/2022	UNC	W	14	0	0	0	0	0	1	2	.500	1	0	1	0	0	0	1	1	1
01/22/2022	FlaSt	L	3	0	0	0	0	0	0	0	0	0	0	0	0	0	0	1	1	0
01/26/2022	@VaTech	W	12	2	3	.667	0	0	0	0	0	0	0	0	1	3	0	2	2	4
01/29/2022	@GaTech	W	13	2	3	.667	1	1	2	2	1.000	0	2	2	0	0	0	1	3	7
02/02/2022	ND	L	17	5	7	.714	2	2	0	0	0	0	2	6	8	0	1	0	0	12
02/05/2022	@Uva	L	12	0	1	.000	0	1	0	0	0	0	3	3	4	2	0	0	0	0
02/09/2022	GaTech	W	26	6	10	.600	0	1	0	0	0	0	4	8	2	0	1	3	0	12
02/12/2022	@Wake	W	12	2	3	.667	0	1	0	0	0	0	2	2	0	1	1	1	3	4
02/16/2022	@Lou	W	17	3	5	.600	0	1	0	0	0	0	2	2	0	1	0	1	0	4
02/19/2022	Uva	L	13	2	5	.400	0	1	0	0	0	0	1	3	4	1	1	0	0	4
02/22/2022	@Pitt	W	20	3	7	.429	0	1	1	2	.500	2	4	6	1	2	0	1	1	7
02/26/2022	VaTech	L	14	5	8	.625	0	0	1	2	.500	3	1	4	4	0	3	0	1	11
03/02/2022	@BC	W	14	0	0	0	0	0	0	2	.000	0	0	0	0	1	0	1	1	0
03/05/2022	@Syr	W	12	0	0	0	0	0	0	0	0	0	1	1	1	1	0	1	0	0
03/10/2022	*BC	W	11	2	2	1.000	0	0	0	0	0	0	1	0	0	0	0	0	0	4
03/11/2022	*Duke(7)	L	9	2	3	.667	1	2	0	0	0	0	0	0	0	0	0	0	1	5
03/18/2022	*USC(22)	W	11	1	3	.333	0	1	1	2	.500	0	2	2	1	0	0	0	2	3
03/20/2022	*Auburn(8)	W	11	2	4	.500	1	0	0	0	0	0	1	1	0	0	0	0	2	4
03/25/2022	*IaSt	W	19	0	0	.000	0	1	0	0	0	0	3	3	0	2	1	1	0	0
03/27/2022	*Kansas(3)	L	15	1	4	.250	0	2	1	2	.500	1	4	5	0	1	1	1	1	3
Record			Min	FGM	FGA	FG%	3PM	3PA	FTM	FTA	FT%	Off	Def	Reb	Ast	Stl	BS	TO	PF	Pts
Totals			26-11	520																

#4 • ANTHONY WALKER

2020-21 Game-by-Game (Sophomore at Miami (Fla.))

Date	Opponent	GS	Min	FGM	FGA	FG%	3PM	3PA	FTM	FTA	FT%	Off	Def	Reb	Ast	Stl	BS	TO	PF	Pts	
11/29/2020	NoFla	W	20	3	4	.750	0	1	2	2	1.000	0	3	4	2	1	0	0	1	6	
12/04/2020	Stet	W	21	2	6	.400	0	3	1	2	.500	0	4	4	1	0	0	0	1	4	
12/08/2020	Purdue	W	18	2	5	.400	0	2	0	2	.000	1	1	2	0	0	0	3	1	4	
12/12/2020	FGCU	L	32	5	8	.625	0	3	2	2	1.000	0	4	4	0	1	3	3	4	12	
12/16/2020	Pitt	L	35	4	12	.333	1	6	3	8	.375	3	7	10	0	0	0	2	2	11	
12/19/2020	Jac	W	33	5	10	.500	0	1	8	8	1.000	1	9	10	1	1	3	3	2	18	
12/29/2020	@VaTech(24)	L	12	1	3	.333	0	1	0	0	-	0	0	0	2	0	0	3	2	2	
01/02/2021	Clem	L	9	0	4	.000	0	2	1	2	.500	0	0	0	0	0	0	0	2	1	
01/05/2021	UNC	L	15	3	8	.375	0	2	3	3	1.000	0	3	3	0	1	1	1	1	9	
01/09/2021	@NCSU	W	7	0	0	-	0	0	0	0	-	0	0	0	0	0	0	0	2	0	
01/12/2021	@BC	L	21	2	4	.500	0	0	2	4	.500	0	2	2	0	0	1	1	2	6	
01/16/2021	Lou(16)	W	18	1	6	.167	0	3	3	0	-	0	0	0	1	0	0	2	2	2	
01/19/2021	@Syr	L	22	5	9	.556	0	1	3	4	.750	1	4	5	0	1	1	0	1	13	
01/27/2021	@FlaSt(16)	W	36	4	8	.500	2	3	3	6	.500	1	1	2	1	1	0	2	2	13	
01/30/2021	@Wake	L	31	5	10	.500	1	2	1	2	.500	2	5	7	1	1	2	2	3	12	
02/01/2021	Duke	W	29	6	9	.667	1	2	3	4	.750	0	3	3	2	0	1	1	3	16	
02/06/2021	VaTech(16)	L	38	1	7	.143	0	3	2	3	.667	1	2	3	1	0	1	0	2	4	
02/14/2021	@ND	L	26	6	15	.400	1	3	1	2	.500	4	6	10	0	0	0	3	2	14	
02/20/2021	GaTech	L	28	6	11	.545	2	5	2	2	1.000	1	0	1	0	0	0	4	1	16	
02/24/2021	FlaSt(11)	L	32	4	10	.400	2	4	2	2	1.000	2	5	7	1	0	0	0	1	12	
02/27/2021	@Clem	L	38	5	12	.417	1	5	2	2	1.000	3	7	10	1	1	1	3	1	13	
03/01/2021	@UVa(21)	L	36	3	10	.300	0	2	2	2	1.000	1	9	10	1	2	1	1	3	8	
03/05/2021	BC	W	36	5	12	.417	1	3	6	7	.857	2	5	7	4	2	2	1	2	17	
03/09/2021	*Pitt	W	39	6	14	.429	0	1	2	2	1.000	4	5	9	4	1	1	1	3	14	
03/10/2021	*Clem	W	34	6	12	.500	2	4	1	2	.500	2	4	6	2	3	1	5	3	15	
03/11/2021	*GaTech	L	22	1	6	.167	0	2	0	0	-	0	4	4	2	1	1	2	2	2	
	Record		Min	FGM	FGA	FG%	3PM	3PA	FTM	FTA	FT%	Off	Def	Reb	Ast	Stl	BS	TO	PF	Pts	
Totals			688	91	214	.425	15	64	52	73	.712	29	93	122	27	19	22	47	52	249	
	Avg Pts		GP	GS	DQ	Tech	Eject	3P%	Ast/TO	Stl/TO	Reb/G	Ast/G	PAR/G	PAR/40	TSP%						
Totals			9.6	26	16	0	0	.234	0.57	0.40	4.7	1.0	15.3	23.1	.460						

* Neutral Site

2019-20 Game-by-Game (Freshman at Miami (Fla.))

11/05/2019	Lou(5)	L	18	3	6	.500	1	2	2	4	.500	3	2	5	0	0	0	1	2	9	
11/09/2019	FlaAtl	W	12	1	5	.200	0	0	2	4	.500	1	1	2	1	1	1	0	0	4	
11/12/2019	@UCF	W	18	3	6	.500	0	0	0	0	-	1	2	2	1	2	2	0	1	6	
11/16/2019	Quinnl	W	15	2	3	.667	0	0	0	0	-	1	2	3	1	0	0	0	1	4	
11/21/2019	*MostU	W	7	0	0	-	0	0	0	0	-	1	0	1	0	0	1	1	1	0	
11/22/2019	*Fla	L	19	2	5	.400	0	1	0	0	-	0	1	1	0	1	1	0	2	4	
11/24/2019	*UConn	L	20	1	4	.250	0	1	0	1	.000	1	2	2	0	1	3	3	0	2	
12/02/2019	@Ill	W	23	0	0	-	0	0	0	0	-	0	0	0	0	1	0	0	0	0	
12/14/2019	Aia&M	W	3	0	0	-	0	0	0	0	-	0	0	0	0	0	0	0	0	0	
12/21/2019	Coppin	W	8	1	2	.500	1	2	0	0	-	0	2	2	0	0	1	3	1	3	
01/04/2020	@Duke(2)	L	6	0	0	-	0	0	0	0	-	0	0	0	0	1	0	0	0	0	
01/07/2020	@Lou(13)	L	5	0	1	.000	0	1	0	0	-	0	0	0	0	0	0	0	1	0	
01/18/2020	FlaSt(9)	L	13	0	3	.000	0	2	2	2	1.000	2	1	3	0	0	1	1	2	2	
01/21/2020	@Duke(8)	L	24	1	3	.333	0	1	2	2	1.000	3	1	4	0	1	1	0	2	4	
01/25/2020	@UNC	L	25	4	8	.500	1	4	5	5	1.000	0	3	3	0	1	0	2	3	14	
01/28/2020	VaTech	W	13	3	6	.500	0	0	1	1	1.000	2	2	4	0	0	2	0	1	7	
02/02/2020	@Pitt	L	6	0	1	.000	0	1	0	0	-	1	1	2	0	0	0	1	1	0	
02/05/2020	NCSU	L	21	3	5	.600	0	0	0	0	-	3	4	7	0	1	1	3	3	6	
02/08/2020	@FlaSt(8)	L	21	0	3	.000	0	2	0	0	-	1	4	5	2	1	1	0	2	0	
02/12/2020	BC	W	16	4	7	.571	0	0	1	2	.500	3	0	3	0	1	0	1	4	9	
02/15/2020	Wake	W	11	1	4	.250	0	0	0	0	-	0	1	1	0	0	0	0	2	2	
02/19/2020	@VaTech	W	3	0	0	-	0	0	0	0	-	0	1	1	0	0	0	0	2	0	
02/23/2020	@ND	L	10	2	5	.400	0	1	0	0	-	0	1	1	0	0	1	0	4	4	
03/07/2020	Syr	W	10	1	2	.500	0	0	0	0	-	0	1	1	0	0	1	0	2	2	
03/11/2020	*Clem	L	0	0	0	-	0	0	0	2	.000	0	0	0	0	0	0	0	0	0	
	Record		Min	FGM	FGA	FG%	3PM	3PA	FTM	FTA	FT%	Off	Def	Reb	Ast	Stl	BS	TO	PF	Pts	
Totals			12-13	327	32	79	.405	3	19	15	.23	.652	23	30	53	5	13	17	15	31	82
	Avg Pts		GP	GS	DQ	Tech	Eject	3P%	Ast/TO	Stl/TO	Reb/G	Ast/G	PAR/G	PAR/40	TSP%						
Totals			3.3	25	0	0	2	0	.158	0.33	0.87	2.1	0.2	5.6	17.1	.424					

* Neutral Site



YEAR Senior
POSITION Guard
HEIGHT 6-5
WEIGHT 200
HOMETOWN Bloomington, Ind.
HIGH SCHOOL Bloomington South
MAJOR Management MBA
BIRTHDATE Aug. 9, 2002
INSTAGRAM @anthonyl3al
X @anthonyl3al

ANTHONY LEAL

3

2022-23 (JUNIOR)

Academic All-Big Ten... saw minutes in 11 games... grabbed one rebound in the season-opener against Morehead State (Nov. 7)... saw game action against Bethune-Cookman (Nov. 10) and Miami (Ohio) (Nov. 20)... missed Little Rock (Nov. 23), Jackson State (Nov. 25), North Carolina (Nov. 30), Rutgers (Dec. 3), and Nebraska (Dec. 7) games due to injury... tallied one rebound and one assist against Elon (Dec. 20)... played against Penn State (Jan. 11), No. 18/18 Wisconsin (Jan. 14), No. RV/23 Illinois (Jan. 19), Michigan State (Jan. 22), and Ohio State (Jan. 28)... provided two points and one steal at Michigan State (Feb. 21)... played one minute in the first round of the NCAA Tournament against Kent State (March 17).

2021-22 (SOPHOMORE)

Academic All-Big Ten... played in 17 games and started twice... averaged 1.9 points... had 18 assists and just seven turnovers... got his first playing time against NIU and responded with seven points, making all three shots, including a 3-pointer... had five points against Louisiana... hit a triple and had a steal against Jackson State... played 12 minutes and hit a 3-pointer and had two assists, a rebound and a steal against Nebraska... saw nine minutes of action at Wisconsin and had a blocked shot... played 17 minutes and scored three points and had two rebounds... played 16 minutes and had three assists and a steal against Notre Dame... garnered his first career start against NKU and finished with two points and had career highs with four boards and five assists... played five minutes at Penn State... played a minute against Michigan... played two minutes against Penn State... played four minutes at Maryland... started against Northwestern and played 34 minutes... had five points, three rebounds and four assists... played at Michigan State... played 10 minutes at Ohio State and had two assists, a steal and a rebound... played 14 minutes against Maryland and had three points, an assist and a steal... made two free throws in the NCAA Tournament against Saint Mary's.

SINGLE-GAME CAREER HIGHS

POINTS - 9

at Wisconsin, 1/7/21

FG MADE - 3

2x, last vs. Northern Ill., 11/12/21

3FG MADE - 3

at Wisconsin, 1/7/21

REBOUNDS - 4

3x, last vs. Northern Ky., 12/21/21

ASSISTS - 5

vs. Northern Ky., 12/21/21

BLOCKS - 1

2x, at Wisconsin, 12/08/21

STEALS - 3

vs. Iowa, 2/7/21

MINUTES - 35

at Wisconsin, 1/7/21



#3 • ANTHONY LEAL

2020-21 (FRESHMAN)

Appeared in 20 games... averaged 1.6 points and 1.4 rebounds... had 20 assists... played 12 minutes and had three assists against Tennessee Tech... played eight minutes against Texas... recorded seven minutes against Stanford and had three rebounds and two assists... hit a 3-pointer and had three assists against North Alabama... played five minutes at Illinois... played a Big Ten-high 12 minutes against Maryland... scored a season-high nine points at Wisconsin in 34 minutes of action... played 20 minutes and had a trey, four boards, an assist and a block against Nebraska... played 14 minutes at Iowa and had five points, two boards and two assists... played 16 minutes against Rutgers and had three boards and three assists... had two rebounds and an assist against Illinois... drained two triples, had four boards and a career-high three steals against Iowa... had two points, two rebounds and an assist at Northwestern... hit a 3-pointer at Rutgers... played eight minutes against Michigan... had an assist and an offensive rebound at Michigan State in eight minutes of play... saw three minutes of action at Purdue.

PREP/PERSONAL

Mr. Basketball in Indiana from Bloomington South High School ... ranked No. 127 by Rivals.com... No. 143 by 247Sports... finished career with a school record, 1,620 points... first-team All-State choice... Indiana All-Star... Bloomington Herald Times Player of the Year... averaged 18.2 points and 4.3 rebounds per game as a senior... scored 28 points in a 69-66 win at Class 3A top-ranked Silver Creek, including the game-winning 3-pointer at the buzzer... ended Floyd Central's 31-game home winning streak with a 51-50 overtime on a banked shot at the buzzer... shot 59% from the field overall, including 37% from the 3-point line, and converted 76% of his free throws (90-for-119)... second on the team assists (2.8) and steals (2.2)... Panthers won their sixth-straight sectional titles... top-ranked team in the state with a 29-0 record... averaged 19.9 points, 4.9 rebounds, 2.7 assists and 2.1 steals as a junior... led team to a sectional title and a spot in the regional championship game... made 66 3-pointers, knocking down better than 51% of his attempts from beyond the arc while averaging 14.4 points per game as a sophomore... played for legendary coach J.R. Holmes and attended same high school as former Hoosier standout Jordan Hulls... named to the Indiana Basketball Coaches Association Underclass All-State-Supreme 15... earned a spot on the "core six" Indiana Junior All-Star team... played AAU for Mike Fox and Indiana Elite... a direct admit to the Kelley School of Business... born May 12, 2001... son of Martin and Sherry Leal.

CAREER STATS (OVERALL)

Year	TM	G	GS	Min	FGM	FGA	FG%	3PM	3PA	3P%	FTM	FTA	FT%	Off	Def	Reb	A	Stl	BS	TO	Pts	Avg
20-21	Ind	20	0	235	10	32	.313	9	30	.300	3	5	.600	7	20	27	20	9	1	11	32	1.6
21-22	Ind	17	2	175	11	27	.407	7	22	.318	4	6	.667	2	14	16	18	6	1	7	33	1.9
22-23	Ind	11	0	23	0	0	-	0	0	-	2	2	1.000	0	2	2	2	1	0	1	2	0.2
Totals	G	GS	Min	FGM	FGA	FG%	3PM	3PA	3P%	FTM	FTA	FT%	Off	Def	Reb	A	Stl	BS	TO	Pts	Avg	
Career	48	2	433	21	59	.356	16	52	.308	9	13	.692	9	36	45	39	16	2	19	67	1.4	

2022-23 Game-by-Game (Junior)

Date	Opponent	GS	Min	FGM	FGA	FG%	3PM	3PA	3P%	FTM	FTA	FT%	Off	Def	Reb	Ast	Stl	BS	TO	PF	Pts
11/07/2022	Mor W	4	0	0	0	-	0	0	0	0	0	-	0	1	1	0	0	0	0	0	0
11/10/2022	B-C W	3	0	0	0	-	0	0	0	0	0	-	0	0	0	0	0	0	0	0	0
11/20/2022	*Mia-O W	1	0	0	0	-	0	0	0	0	0	-	0	0	0	0	0	0	0	0	0
12/20/2022	Elon W	5	0	0	0	-	0	0	0	0	0	-	0	1	1	1	0	0	0	0	0
01/11/2023	@PSU L	2	0	0	0	-	0	0	0	0	0	-	0	0	0	0	0	0	0	0	0
01/14/2023	Wisc(18) W	1	0	0	0	-	0	0	0	0	0	-	0	0	0	0	0	0	0	0	0
01/19/2023	@Ill W	1	0	0	0	-	0	0	0	0	0	-	0	0	0	0	0	0	0	0	0
01/22/2023	MSU W	0	0	0	0	-	0	0	0	0	0	-	0	0	0	0	0	0	0	0	0
01/28/2023	OhioSt W	1	0	0	0	-	0	0	0	0	0	-	0	0	0	0	0	0	0	0	0
02/21/2023	@MSU L	4	0	0	0	-	0	0	2	2	1.000	0	0	0	0	0	1	0	0	0	2
03/17/2023	*KentSt W	1	0	0	0	-	0	0	0	0	0	-	0	0	0	0	0	0	0	0	0
Totals	Record	9-2	23	0	0	-	0	0	2	2	1.000	0	2	2	2	1	1	0	1	2	2
Totals	Avg Pts	0.2	11	0	0	-	0	0	0	0	1.00	-	1.00	1.00	0.2	0.1	0.5	0.5	0.7	8.7	-

* Neutral Site

2021-22 Game-by-Game (Sophomore)

Date	Opponent	GS	Min	FGM	FGA	FG%	3PM	3PA	3P%	FTM	FTA	FT%	Off	Def	Reb	Ast	Stl	BS	TO	PF	Pts
11/12/2021	NIU W	5	3	3	1.000	1	1	1.000	0	0	-	1	0	1	0	0	0	0	0	1	7
11/21/2021	UL-Laf W	7	2	3	.667	1	2	0.500	0	0	-	0	1	1	0	0	0	0	2	2	5
11/23/2021	JkSt W	12	11	2	.500	1	2	0.500	0	0	-	1	1	1	0	1	0	0	1	1	3
12/04/2021	Neb W	12	11	1	1.000	1	1	1.000	0	0	-	0	1	1	2	1	0	0	1	1	3
12/08/2021	@Wisc(22) L	9	0	0	-	0	0	0	0	0	-	0	0	0	0	0	0	1	0	2	0
12/12/2021	Merrim W	17	1	4	.250	1	4	0.250	0	0	-	0	2	2	1	0	0	0	0	0	3
12/18/2021	*ND W	16	0	1	1.000	0	1	0.000	0	0	-	0	0	0	3	1	0	1	2	0	
12/22/2021	NorKy W	22	1	4	.250	0	3	0.000	0	0	-	0	4	4	5	1	0	1	1	2	
01/02/2022	@PSU L	5	0	1	.000	0	1	0.000	0	0	-	0	0	0	0	0	0	0	0	0	0
01/23/2022	Mich W	1	0	0	-	0	0	0	0	0	-	0	0	0	0	0	0	0	0	0	0
01/26/2022	PSU W	2	0	0	-	0	0	0	0	0	-	0	0	0	0	0	0	0	0	0	0
01/29/2022	@MD W	4	0	1	.000	0	1	0.000	0	0	-	0	0	0	0	0	0	0	0	0	0
02/08/2022	@NW L	34	1	5	.200	1	4	.250	2	2	1.000	0	3	3	4	0	0	1	3	5	
02/12/2022	@MSU(17) L	0	0	0	-	0	0	0	0	0	-	0	0	0	0	0	0	0	0	0	0
02/21/2022	@OhioSt(22) L	10	0	1	.000	0	1	0.000	0	2	.000	0	1	1	2	1	0	0	1	0	
02/24/2022	MD W	14	1	1	1.000	1	1	1.000	0	0	-	0	1	1	1	1	0	0	0	0	3
03/17/2022	*StMry(18) L	5	0	0	-	0	0	0	2	2	1.000	0	1	1	0	0	0	0	0	0	2
Totals	Record	10-7	175	11	27	.407	7	22	.318	4	6	.667	2	14	16	18	6	1	7	14	33
Totals	Avg Pts	1.9	17	2	0	0	0	.318	0	0	2.57	0.86	0.9	1.1	3.9	15.3	0.537				

* Neutral Site

#3 • ANTHONY LEAL

2020-21 Game-by-Game (Freshman)

Date	Opponent	GS	Min	FGM	FGA	FG%	3PM	3PA	FTM	FTA	FT%	Off	Def	Reb	Ast	Stl	BS	TO	PF	Pts
11/25/2020	TnTech	W	11	0	2	.000	0	2	0	0	-	0	1	1	3	1	0	0	0	0
12/01/2020	**Tex(17)	L	8	0	0	-	0	0	0	0	-	0	0	0	0	0	0	0	0	0
12/02/2020	**Stan	W	19	0	1	.000	0	1	0	0	-	1	2	3	2	0	0	2	1	0
12/13/2020	NorrtAL	W	14	1	2	.500	1	2	1	2	.500	2	1	3	3	1	0	0	1	4
12/26/2020	@Ill(18)	L	5	0	0	-	0	0	0	0	-	0	0	0	0	0	0	0	0	0
01/04/2021	MD	W	12	0	1	.000	0	1	0	0	-	0	0	0	0	1	0	0	0	0
01/07/2021	@Wis(8)	L	35	3	6	.500	3	6	0	0	-	0	1	1	1	1	1	1	4	9
01/10/2021	@Neb	W	21	1	4	.250	1	4	0	0	-	0	4	4	1	1	0	2	2	3
01/14/2021	Purdue	L	4	0	0	-	0	0	0	0	-	0	0	0	0	0	0	0	1	0
01/21/2021	@Iowa(4)	W	14	2	2	1.000	1	1	0	0	-	1	1	2	2	0	0	0	1	5
01/24/2021	Rut	L	16	0	1	.000	0	0	0	0	-	0	3	3	3	0	0	2	0	0
02/02/2021	Ill(12)	L	12	0	1	.000	0	1	0	0	-	0	2	2	1	0	0	2	2	0
02/07/2021	Iowa(8)	W	15	2	3	.667	2	3	0	0	-	1	3	4	1	3	0	1	0	6
02/10/2021	@NW	W	15	0	1	.000	0	1	2	3	.667	1	1	2	1	1	0	0	1	2
02/13/2021	@OhioSt(4)	L	6	0	0	-	0	0	0	0	-	0	0	0	0	0	0	0	0	0
02/20/2021	MSU	L	2	0	1	.000	0	1	0	0	-	0	0	0	0	1	0	1	0	0
02/24/2021	@Rut	L	7	1	2	.500	1	2	0	0	-	0	0	0	1	0	0	0	1	3
02/27/2021	Mich(3)	L	8	0	1	.000	0	1	0	0	-	0	0	0	0	0	0	0	0	0
03/02/2021	@MSU	L	8	0	2	.000	0	2	0	0	-	1	0	1	1	0	0	0	0	0
03/06/2021	@Purdue(23)	L	3	0	2	.000	0	2	0	0	-	0	1	1	0	0	0	0	0	0
Record			Min	FGM	FGA	FG%	3PM	3PA	FTM	FTA	FT%	Off	Def	Reb	Ast	Stl	BS	TO	PF	Pts
8-12			235	10	32	.313	9	30	3	5	.600	7	20	27	20	9	1	11	14	32
Avg Pts			GP	GS	DQ	Tech	Eject	3P%	Ast/TO	Stl/TO	Reb/G	Ast/G	PAR/G	PAR/40	TSP%					
Totals			1.6	20	0	0	0	.300	1.82	0.82	1.4	1.0	4.0	13.4	.453					

* Neutral Site



YEAR	Senior
POSITION	Guard
HEIGHT	6-5
WEIGHT	205
HOMETOWN	Culver, Ind.
HIGH SCHOOL	Culver Academies
MAJOR	Sport Marketing & Mgmt.
BIRTHDATE	Nov. 28, 2001
INSTAGRAM	@trey_galloway
X	@TreyGalloway32

TREY GALLOWAY

32

2022-23 (JUNIOR)

Started a career-high 25 games in 32 appearances... averaged 6.7 points, 3.0 rebounds, 2.1 assists, and 1.0 steals per game... made a career-best 30 3-point field goals... shot 47.2% (77-of-163) from the floor, 46.2% (30-of-65) from the 3-point line, and 64.4% (29-of-45) from the free throw line... recorded two points, three rebounds, and one assist in the season-opener against Morehead State (Nov. 7)... compiled 10 points, three rebounds, one assist, and one steal in the win over Bethune-Cookman (Nov. 10)... handed out four assists to go along with two rebounds and one blocked shot in the road win over Xavier (Nov. 18)... tallied 11 points, three rebounds, two assists, and one steal in Indiana's win over No. 18/15 North Carolina (Nov. 30)... recorded five rebounds, one assist, and one steal at Rutgers (Dec. 3)... compiled a career-high 20 points, four rebounds, and one assist in the win over Nebraska (Dec. 7)... converted a career high in both made field goals (7) and made 3-pointers (4) against the Cornhuskers... charted four points, four rebounds, three assists, one steal, and one block against No. 10/9 Arizona in Las Vegas (Dec. 10)... scored four points to go along with three rebounds and two assists at No. 8/6 Kansas (Dec. 17)... tallied two points to go along with three assists, three rebounds, and one steal against Elon (Dec. 20)... scored nine points to go along with six rebounds against Kennesaw State (Dec. 23)... tallied six points, one rebound, and one assist at Iowa (Jan. 5)... scored eight points to go along with one rebound and one steal against Northwestern (Jan. 8)... finished with 10 points, five rebounds, and two assists at Penn State (Jan. 11)... tallied eight points, five rebounds, two assists, and one steal against No. 18/18 Wisconsin (Jan. 14)... scored 11 points to go along with two assists and one rebound at No. RV/23 Illinois (Jan. 19)... posted 17 points, three assists, and one rebound against Michigan State (Jan. 22)... recorded five points, two rebounds, and five assists at Minnesota (Jan. 25)... scored five points to go along with two rebounds and one steal against Ohio State (Jan. 28)... tallied six points, three rebounds, and assists at Maryland (Jan. 31)... secured 11 points, three steals, and one rebound against No. 1/1 Purdue (Feb. 4)... posted four points, three rebounds, and two assists against No. 24/RV Rutgers (Feb. 7)... contributed four points, three rebounds, and one steal at Michigan (Feb. 11)... compiled seven points, six rebounds, and three

SINGLE-GAME CAREER HIGHS

POINTS - 20

vs. Nebraska, 12/7/22

FG MADE - 7

vs. Nebraska, 12/7/22

3FG MADE - 4

vs. Nebraska, 12/7/22

REBOUNDS - 6

3x, last at Northwestern, 2/15/23

ASSISTS - 5

6x, last at Purdue, 2/25/23

BLOCKS - 1

8x, last vs. Arizona, 12/10/22

STEALS - 5

vs. Miami (Fla.), 3/19/23

MINUTES - 38

at Purdue, 2/25/23



#32 • TREY GALLOWAY

assists at Northwestern (Feb. 15)... scored two points to go along with two rebounds, five assists, and one steal against Illinois (Feb. 18)... provided 11 points, one rebound, and one assist at Michigan State (Feb. 21)... netted 13 points, four rebounds, five assists, and one steal at No. 5/5 Purdue (Feb. 25)... finished with seven points, two rebounds, one assist, and one steal against Iowa (Feb. 28)... scored four points to go along with one rebound, three assists, and two steals against Michigan (March 5)... tallied four rebounds and three assists against Maryland (March 10)... scored two points to go along with five rebounds, and two assists against Penn State (March 11)... recorded two points, four rebounds, and four assists in the first round of the NCAA Tournament against Kent State (March 17)... notched eight points, three rebounds, two assists, and five steals against No. 16/15 Miami in the second round of the NCAA Tournament (March 19).

2021-22 (SOPHOMORE)

Academic All-Big Ten... Missed 15 games due to injury... played in 20 games and started three... averaged 5.5 points and 1.7 rebounds... had 36 assists and 18 steals... had two points and two boards off the bench against EMU... finished with seven points, two boards and three assists against NIU... had a rebound and steal against St. John's before leaving with an injury... returned 10 games later against Ohio State and finished with eight points, three rebounds, four assists and two steals... had six points and three boards against Minnesota... posted a season-high 10 points at Iowa... had nine points and two assists at Nebraska... defended final game-tying 3-pointer by Purdue and posted eight points, four rebounds, two assists and a steal... played 23 minutes against Michigan and had three assists and two steals... had six points and two steals against Penn State... had eight points, two assists and two steals at Maryland... had six points and two rebounds against Illinois... started at point guard for the first time in his career at Northwestern and matched career-highs in points (13), rebounds (5) and minutes played (37)... also added 3 assists and a blocked shot... made a free throw and added an assist and block in a start at Michigan State... made third start of the season and had seven points, two rebounds and an assist and steal against Wisconsin... missed five games due to a lower body injury... returned against Michigan and played 28 minutes and had four points, five assists and three steals... had eight points, two rebounds, two assists and a steal against Illinois... played 21 minutes against Iowa and had a basket and three assists... played 12 minutes and had two points and a block against Wyoming... had a basket and a rebound against Saint Mary's.

2020-21 (FRESHMAN)

Played in 25 games and started in 7... averaged 3.6 points and 1.9 rebounds... led all freshmen with 492 minutes played... also added 39 assists... In his first career game against Tennessee Tech he had 13 points, 2 rebounds and 2 assists to lead all players off the bench... had 4 points, 3 rebounds and 3 steals against Providence... finished with 2 points and 5 rebounds against Texas...made his first start and contributed 5 points against Stanford... posted 11 points in the UNA win... had a career-high 5 assists against Butler... hit two 3-pointers against Northwestern and had 3 assists and 2 steals... made his second start of the season and played a career-high 32 minutes... had 4 points, 4 boards and 2 assists...tied his career-high with 5 assists against Penn State. Had 10 points in a career-high 37 minutes in that game... ad 2 points and 2 boards against Maryland...finished with 8 points and 3 assists at Nebraska... had 2 points, 3 rebounds, 4 assists and 2 steals against Purdue... missed Iowa and Rutgers games with a sore back... had 2 points and 3 assists against Illinois... hit a key 3-pointer and finished with 4 points against Iowa... had 2 assists at Ohio State... finished with 3 points and 2 rebounds against Minnesota... had 4 points, 2 boards and 3 assists against Rutgers... played 8 minutes against Michigan... had 6 points and 6 rebounds at Michigan State... posted 3 points and 2 assists at Purdue.

PREP/PERSONAL

A 2020 graduate of Culver Academies... ranked No.143 by Rivals.com and No. 145 by 247Sports... averaged 20.9 points, 5.5 rebounds, 5.2 assists and 2.3 steals per game as a senior... after battling a wrist injury, he returned to lead the Eagles to a 15-game winning streak and a Class 4A sectional championship and set a school scoring record with 1,537 career points and also was the school's all-time leader in assists... named All-State and an Indiana All-Star in 2020... was coached by his father, Mark, and led them to an Indiana Class 3A state title in 2018 and a championship game appearance in 2019 ... averaged 16.2 points, 6.4 rebounds, 3.6 assists and 1.4 steals per game... earned a spot on the "core six" Indiana Junior All-Star team... named to the Indiana Basketball Coaches Association Underclass All-State-Supreme 15... named second-team All-State by AP... played for Indiana Elite and Coach Mike Fox where he averaged 16.1 points, shot 42.9 percent from 3-point range, 61.4 percent overall from the field and 66.7 percent from the line this past summer ... also averaged 3.9 rebounds, 2.1 assists, 1.4 turnovers and 0.6 steals per game... born November 28, 2001... is the son of Mark and Dawn Galloway... father played collegiately at Bethel (IN).

CAREER STATS (OVERALL)

Year	TM	G	GS	Min	FGM	FGA	FG%	3PM	3PA	3P%	FTM	FTA	FT%	Off	Def	Reb	A	Stl	BS	TO	Pts	Avg	
20-21	Ind	25	7	488	35	84	.417	6	33	.182	14	19	.737	12	35	47	39	11	1	25	90	3.6	
21-22	Ind	20	3	414	45	97	.464	6	28	.214	13	20	.650	5	28	33	36	18	5	27	109	5.5	
22-23	Ind	32	25	883	77	163	.472	30	65	.462	29	45	.644	20	76	96	66	22	2	24	412	6.7	
Totals			G	GS	Min	FGM	FGA	FG%	3PM	3PA	3P%	FTM	FTA	FT%	Off	Def	Reb	A	Stl	BS	TO	Pts	Avg
Career			77	35	1785	157	344	.456	42	126	.333	56	84	.667	37	139	176	141	51	8	76	412	5.4



YEAR Junior
POSITION Forward
HEIGHT 6-10
WEIGHT 258
HOMETOWN Winchester, Ind.
HIGH SCHOOL Winchester Community
MAJOR Liberal Studies
BIRTHDATE Oct. 24, 2002
INSTAGRAM @_paytonsparks_ X @PaytonSparks6

PAYTON SPARKS

24

2022-23 (SOPHOMORE - BALL STATE)

All-MAC Second Team... started all 31 games for Ball State... averaged 13.3 points, 8.7 rebounds (4th in the MAC), and 1.9 assists per game... shot 58.8% (147-of-250, 3rd in the MAC) from the floor and 52.5% (115-of-219) from the free throw line... scored in double figures on 23 occasions... topped 20 points five times... posted 10 double-doubles... totaled 98 offensive rebounds... blocked 29 shots... tallied 15 points, eight boards, and two blocks against Earlham (Nov. 7)... collected 18 points, six rebounds, and two blocks at Indiana State (Nov. 12)... charted nine points, six rebounds, and two assists at Omaha (Nov. 16)... added 17 points, six rebounds, and three assists against IU South Bend (Nov. 19)... went for 11 points, seven rebounds, and four assists against Vermont (Nov. 25)... scored a career-high 24 points to go along with 12 rebounds and two steals against Missouri State (Nov. 26)... recorded 14 points and 10 boards against San Jose State (Nov. 27)... scored 10 points to go along with 12 rebounds and four assists at Duquesne (Dec. 3)... secured 12 points and four rebounds at Eastern Illinois (Dec. 7)... compiled 18 points and 12 boards against Evansville (Dec. 10)... went for 12 points and six rebounds against Illinois State (Dec. 17)... grabbed seven rebounds to go along with four points against Georgia Southern (Dec. 21)... tallied 11 points, eight rebounds, and four assists against Chicago State (Dec. 28)... charted eight points, seven rebounds, and three assists at Toledo (Jan. 3)... contributed 15 points and eight rebounds against Akron (Jan. 6)... added 12 points and eight boards at Ohio (Jan. 10)... compiled a 12-point, 14-rebound double-double with two blocks against Miami (Ohio) (Jan. 14)...

tallied 14 points and eight rebounds against Western Michigan (Jan. 17)... posted seven points and two rebounds at Kent State (Jan. 20)... blocked two shots to go along with eight points against Buffalo (Jan. 24)... collected 10 rebounds and nine points at Northern Illinois (Jan. 28)... added 10 more rebounds and five points at Bowling Green (Jan. 31)... exploded for 22 points, 15 rebounds, four assists, and a career-high three blocks against Eastern Michigan (Feb. 3)... went for 11 points and 10 rebounds at Central Michigan (Feb. 7)... compiled 18 points, eight rebounds, and three assists against Bowling Green (Feb. 11)... matched a career-high with 16 rebounds to go along with 20 points against Northern Illinois (Feb. 14)... scored 11 points to go along with eight rebounds and a pair of blocks at Western Michigan (Feb. 18)... put up an 11-point, 12-rebound double-double against Kent State (Feb. 21)... recorded eight points, nine rebounds, and three assists at Akron (Feb. 21)...

SINGLE-GAME CAREER HIGHS

POINTS - 24
2x, last vs. Toledo, 3/3/23

FG MADE - 9
3x, last vs. Toledo, 3/3/23

3FG MADE - 1
2x, last vs. Evansville, 12/10/22

REBOUNDS - 16
2x, last vs. N. Illinois, 2/14/23

ASSISTS - 5
vs. IU Kokomo, 12/12/21

BLOCKS - 3
vs. Eastern Michigan, 2/3/23

STEALS - 2
3x, last vs. W. Michigan, 2/18/23

MINUTES - 40
vs. Eastern Michigan, 2/3/23



#24 • PAYTON SPARKS

28)... charted 24 points, 11 rebounds, and two blocked shots against Toledo (March 3)... posted 21 points, seven rebounds, and two blocks against Ohio in the MAC Tournament (March 9).

2021-22 (FRESHMAN - BALL STATE)

Kyle Macy Freshman All-America Team... NABC All-District Second Team... MAC Freshman of the Year... All-MAC Third Team... MAC All-Freshman Team... third-most points by a Ball State freshman in program history (418)... started all 31 games for the Cardinals... averaged 13.5 points, 8.5 rebounds, and 1.2 assists per game... shot 53.3% (138-of-259) from the floor and 70.3% (142-of-202) from the free throw line... scored in double figures on 24 occasions... topped 20 points four times... posted 12 double-doubles... totaled 97 offensive rebounds... charted six points, 12 rebounds, two assists, and two steals against Georgia Southern (Nov. 9)... tallied 13 points and five rebounds against Omaha (Nov. 13)... recorded seven points and five rebounds against FIU (Nov. 18)... added 13 points and six boards against Weber State (Nov. 19)... collected eight point and eight rebounds against UMass (Nov. 21)... tallied 12 points and three rebounds against Indiana State (Nov. 27)... registered six points, three rebounds, and one assist at Western Illinois (Dec. 1)... went for four points and four rebounds at Xavier (Dec. 8)... dished out a season-best five assists to go along with 12 points and seven rebounds against IU Kokomo (Dec. 12)... recorded eight points, three rebounds, and one assist at Illinois State (Dec. 18)... charted 16 points, eight rebounds, and a block against Eastern Illinois (Dec. 21)... scored 20 points to go along with nine rebounds and two assists against Bowling Green (Jan. 1)... tallied 12 points and nine boards against Kent State (Jan. 4)... recorded 11 points, six rebounds, and two assists at Eastern Michigan (Jan. 8)... registered first career double-double with 23 points and 10 rebounds at Akron (Jan. 11)... grabbed a season-high 16 rebounds to go along with 18 points against Buffalo (Jan. 14)... went for 17 points, 14 rebounds, and a blocked shot at Toledo (Jan. 18)... matched a season high with 23 points against Miami (Ohio) (Jan. 25)... scored 11 points to go along with eight rebounds at Northern Illinois (Jan. 27)... registered 11 points, 10 rebounds, and two assists against Western Michigan (Jan. 29)... added 13 points, 11 rebounds, and two assists at Ohio (Feb. 1)... scored 18 points to go along with 11 rebounds, four assists, and a block against Toledo (Feb. 4)... tallied a 16-point, 13-rebound double-double against Central Michigan (Feb. 8)... charted 19 points and 12 rebounds at Buffalo (Feb. 12)... went for 16 points and eight rebounds against Northern Illinois (Feb. 15)... added 15 points and 11 rebounds at Bowling Green (Feb. 19)... recorded 15 points, six rebounds, and two assists at Kent State (Feb. 22)... collected 17 points and 10 rebounds against Eastern Michigan (Feb. 26)... scored five points to go along with six rebounds against Akron (March 1)... finished with 13 points, 10 rebounds, and three assists at Western Michigan (March 4)... tallied 20 points and 14 rebounds in the MAC Tournament against Ohio (March 10).

PREP/PERSONAL

A 2021 graduate of Winchester Community High School where he was an IBCA All-State performer and the Tri-Eastern Conference Player of the Year for Coach Dustin Baldwin ... averaged a double-double his last three years, including 19.4 points, 13.8 rebounds, 2.7 assists, 2.2 blocks and 1.5 steals as a senior and 21.9 points and 12.4 rebounds as a junior ... he was named small school all-state and conference player of the year ... played for Midwest Basketball Club on the AAU circuit and Coach David Ramey and also lettered in tennis... son of Tracey and Brianna Sparks and has a younger brother, Connor... majoring in history... born on October 24, 2002.

CAREER STATS (OVERALL)

Year	TM	G	GS	Min	FGM	FGA	FG%	3PM	3PA	3P%	FTM	FTA	FT%	Off	Def	Reb	A	Stl	BS	TO	Pts	Avg
21-22	BallSt	31	31	868	138	259	.533	0	7	.000	142	202	.703	97	165	262	37	12	15	67	418	13.5
22-23	BallSt	31	31	906	147	250	.588	2	5	.400	115	219	.525	98	171	269	59	14	29	62	411	13.3
Totals	G	GS	Min	FGM	FGA	FG%	3PM	3PA	3P%	FTM	FTA	FT%	Off	Def	Reb	A	Stl	BS	TO	Pts	Avg	
Career		62	62	1774	285	509	.560	2	12	.167	257	421	.610	195	336	531	96	26	44	129	829	13.4



YEAR	Sophomore
POSITION	Center
HEIGHT	7-0
WEIGHT	242
HOMETOWN	North Little Rock, Ark.
HIGH SCHOOL	North Little Rock
MAJOR	Sport Marketing & Mgmt.
BIRTHDATE	April 20, 2004
INSTAGRAM	@kelelware_
X	@KelelWare

KEL'EL WARE

1

2022-23 (FRESHMAN - OREGON)

Played in 35-of-36 games for the Ducks as a freshman... made four starts... averaged 6.6 points, 4.1 rebounds, and 1.3 blocks per game... shot 45.7% (85-of-186) from the floor, 27.3% (15-of-55) from the 3-point line, and 71.2% (47-of-66) from the free throw line... debuted with eight points, five rebounds, two assists, one steal, and three blocks against Florida A&M (Nov. 7)... scored four points to go along with five rebounds and two blocks against UC-Irvine... compiled 16 points, seven rebounds, and two blocks against Montana State (Nov. 15)... chipped in two points, three rebounds, and a block against No. 3 Houston (Nov. 20)... scored a career-high 18 points, nine rebounds, two assists, and one block in his first-career start against No. 20 UConn (Nov. 24)... tallied 17 points, nine rebounds, one steal, and one block against No. 12 Michigan State (Nov. 25)... went for 13 points, seven rebounds, and two blocks against Villanova (Nov. 27)... compiled eight points and four rebounds against Washington State (Dec. 1)... secured seven points, one rebound, and one assist at No. 21 UCLA (Dec. 4)... blocked a career-best four shots to go along with four points and five rebounds against Nevada (Dec. 10)... posted two points, two rebounds, two assists, and one block against UC Riverside (Dec. 14)... charted seven points, five rebounds, and two blocks against Portland (Dec. 17)... added six points, four rebounds, and two blocks against Utah Valley (Dec. 20)... scored 13 points to go along with

six rebounds against Oregon State (Dec. 31)... tallied two points, three rebounds, and two blocks at Colorado (Jan. 5)... compiled 10 points, four rebounds, and two blocks at Utah (Jan. 7)... went for four points, three rebounds, and one block against Arizona State (Jan. 12)... finished with four points and a block against No. 9 Arizona (Jan. 14)... scored six points and added a block at Cal (Jan. 18)... played six minutes at Stanford (Jan. 21)... tallied five points, four rebounds, and one block against Colorado

SINGLE-GAME CAREER HIGHS

POINTS - 18

vs. UConn, 11/24/22

FG MADE - 7

2x, last vs. Michigan St., 11/25/22

3FG MADE - 2

4x, last vs. Utah, 1/7/23

REBOUNDS - 9

2x, last vs. Michigan St., 11/25/22

ASSISTS - 2

4x, last vs. UC Riverside, 12/14/22

BLOCKS - 4

vs. Nevada, 12/10/22

STEALS - 3

vs. Cal, 3/2/23

MINUTES - 37

vs. Villanova, 11/27/22



#1 • KEL'EL WARE

(Jan. 26)... blocked a pair of shots to go along with five points and two boards at No. 5 Arizona (Feb. 2)... grabbed seven rebounds to go along with three points and a block at Arizona State (Feb. 4)... recorded eight points and three rebounds against USC (Feb. 9)... charted eight points and six rebounds against No. 7 UCLA (Feb. 11)... collected one rebound, one steal, and one block at Washington (Feb. 15)... pulled down one rebound at Washington State (Feb. 19)... handed out one assist at Oregon State (Feb. 25)... filled the box score with 10 points, six rebounds, one assist, a season-best three steals, and one block against Cal (March 2)... scored seven points to go along with one rebound in the regular-season finale against Stanford (March 4)... went for seven points, seven rebounds, and two blocks in the Pac-12 Tournament against Washington State (March 9)... compiled eight points, five rebounds, and two blocks against No. 2 UCLA in the Pac-12 Tournament (March 10)... added seven points, eight rebounds, one assist, one steal, and three blocks against UC-Irvine in the National Invitation Tournament (March 15)... converted all three shot attempts and 5-of-7 free throws for 11 points and two rebounds against UCF in the NIT (March 19)... posted two points, six rebounds, a steal, and a pair of blocks against Wisconsin in the NIT (March 21).

PREP/PERSONAL

USA U19 Men's National Team training camp participant ... member of USA Basketball's 2022 FIBA U18 Americas Championship gold medal team... tallied 11 points and five rebounds for the 2022 USA Nike Hoop Summit Team in a 102-80 victory over the World Select Team... 2022 Naismith National High School Boys Basketball All-America honorable mention... 2022 McDonald's High School All-American... started for the West... grabbed a team-high 10 rebounds to go along with eight points in the McDonald's All-American Boys Basketball Game... 2022 Jordan Brand Classic participant... consensus 5-star recruit in 2022... ranked seventh overall by 247Sports, seventh by Rivals, and eighth by ESPN... 2021 Arkansas Class 6A State Tournament MVP... 2021 All-Arkansas second team... 2021 all-conference and all-state... A four-year prep player at North Little Rock High School (Ark.)... two-time state champion... averaged 20.3 points, 12.0 rebounds, and 5.7 blocks per game as a senior... averaged 16.2 points, 9.1 rebounds, and 4.1 blocks per game as a junior... averaged 12.7 points and 6.8 rebounds per game as a sophomore... led North Little Rock High School to a record of 70-10 over his final three seasons... son of Tamika and Cedrick Spaight... has two brothers, Javarus Ware and Kashis Spaight, and two sisters, Dyamyn Ware and Jazzmyn Spaight... born April 20, 2004.


CAREER STATS (OVERALL)

Year	TM	G	GS	Min	FGM	FGA	FG%	3PM	3PA	3P%	FTM	FTA	FT%	Off	Def	Reb	A	Stl	BS	TO	Pts	Avg
22-23	Oregon	35	4	549	85	186	.457	15	55	.273	47	66	.712	34	108	142	18	13	45	27	232	6.6
Totals		G	GS	Min	FGM	FGA	FG%	3PM	3PA	3P%	FTM	FTA	FT%	Off	Def	Reb	A	Stl	BS	TO	Pts	Avg
Career		35	4	549	85	186	.457	15	55	.273	47	66	.712	34	108	142	18	13	45	27	232	6.6

2022-23 Game-by-Game (Freshman at Oregon)

Date	Opponent	GS	Min	FGM	FGA	FG%	3PM	3PA	3P%	FTM	FTA	FT%	Off	Def	Reb	Ast	Stl	BS	TO	PF	Pts
11/07/2022	Fia&M	W	19	2	6	.333	1	2	.500	3	4	.750	2	3	5	2	1	3	0	1	8
11/11/2022	UC-Irv	L	15	1	4	.250	0	2	.000	1	4	.250	5	0	0	2	0	0	3	4	4
11/15/2022	MontSt	W	25	7	12	.583	2	3	0	1	0	1.000	1	6	7	2	0	2	1	0	16
11/20/2022	Hou(3)	L	20	0	1	.000	0	1	.000	2	2	1.000	1	2	3	0	0	1	0	0	2
11/24/2022	*UConn(20)	L	26	6	8	.750	2	3	4	6	.667	2	7	9	2	0	1	2	2	1	18
11/25/2022	*MSU(12)	L	34	7	17	.412	2	9	1	2	500	4	5	9	0	1	1	2	0	1	17
11/27/2022	*Vill	WC	37	6	11	.545	0	1	1	2	.500	3	4	7	1	0	2	2	2	13	
12/01/2022	WashSt	WC	26	4	9	.444	0	2	0	0	0	0	0	3	1	4	1	1	0	1	2
12/04/2022	@UCLA(21)	L	28	3	7	.429	1	3	0	1	000	0	1	1	1	0	1	2	1	7	
12/10/2022	Nevada	W	15	1	3	.333	0	1	2	3	.667	1	4	5	1	0	4	0	2	4	
12/14/2022	CalRv	W	10	1	1	1.000	0	0	0	0	0	0	0	2	2	0	1	2	2	2	
12/17/2022	Por	W	15	2	0	.667	1	2	2	4	.500	1	2	3	0	1	1	0	2	1	7
12/20/2022	UtVaU	L	21	0	7	.000	0	1	6	6	1.000	2	2	4	0	1	2	1	1	1	6
12/31/2022	OreSt	W	23	4	8	.500	0	1	5	7	.714	1	5	6	1	1	0	0	0	0	13
01/05/2023	@Colo	L	10	1	4	.250	0	0	0	0	0	0	0	3	3	0	0	2	0	2	2
01/07/2023	@Utah	W	13	3	7	.429	2	4	2	2	1.000	0	4	4	0	1	2	0	0	0	10
01/12/2023	AriSt	W	15	1	5	.200	0	1	2	2	1.000	1	2	3	0	1	1	0	1	1	4
01/14/2023	Ari(9)	W	9	2	4	.500	0	2	0	0	0	0	0	1	1	0	0	1	1	1	4
01/18/2023	@Cal	W	12	2	3	.667	1	1	1	1	2	.500	0	0	0	0	0	1	1	0	6
01/21/2023	@Stan	L	6	0	0	0	0	0	0	0	0	0	0	0	0	0	0	0	1	1	0
01/26/2023	Colo	W	10	2	2	1.000	0	0	1	1	1.000	0	4	4	0	0	1	1	0	1	5
02/02/2023	@Ari(5)	L	13	2	5	.400	0	1	1	2	.500	0	2	2	0	0	2	0	2	2	5
02/04/2023	@AriSt	W	13	0	3	.000	0	2	3	4	.750	0	7	7	0	0	1	0	0	0	3
02/09/2023	USC	W	12	3	4	.750	0	0	2	3	.667	2	1	3	1	0	1	0	1	1	8
02/11/2023	UCLA(7)	L	10	3	8	.375	0	1	2	2	1.000	2	4	6	0	0	0	0	0	0	8
02/15/2023	@Wash	L	4	0	1	.000	0	0	0	0	0	0	0	1	1	0	1	1	1	1	0
02/19/2023	@WashSt	L	1	0	0	0	0	0	0	0	0	0	0	1	1	0	0	0	0	1	0
02/25/2023	@OreSt	W	4	0	0	0	0	0	0	0	0	0	0	0	0	1	0	0	0	0	0
03/02/2023	Cal	W	19	5	8	.625	0	2	0	1	000	1	5	6	1	3	1	0	4	10	
03/04/2023	Stan	W	9	3	5	.600	1	1	0	0	0	0	1	1	0	0	0	0	1	7	
03/09/2023	*WashSt	W	9	3	5	.600	1	2	0	0	0	0	3	4	7	0	2	0	1	1	7
03/10/2023	*UCLA(2)	L	16	4	9	.444	0	2	0	0	0	0	2	3	5	0	2	2	0	1	8
03/15/2023	UC-Irv	W	19	3	7	.429	1	2	0	0	0	0	2	6	8	1	1	3	2	0	7
03/19/2023	UCF	W	16	3	3	1.000	0	0	5	7	.714	0	2	2	0	0	0	2	2	2	11
03/21/2023	Wisc	L	15	1	6	.167	0	3	0	0	0	0	0	6	6	0	1	2	2	2	2
Totals		Record	Min	FGM	FGA	FG%	3PM	3PA	3P%	FTM	FTA	FT%	Off	Def	Reb	Ast	Stl	BS	TO	PF	Pts
		20-15	549	85	186	.457	15	55	.273	47	66	.712	34	108	142	18	13	45	27	35	232
Totals		Avg Pts	GP	GS	DQ	Tech	Eject	3P%	Ast/TO	Stl/TO	PF/40	PAR/40	TSP%								
		6.6	35	4	0	0	0	.273	0.67	0.48	4.1	11.2	28.6								

* Neutral Site



YEAR	Sophomore
POSITION	Forward
HEIGHT	6-9
WEIGHT	233
HOMETOWN	Miami, Fla.
HIGH SCHOOL	Montverde Academy
MAJOR	Human Dev. & Family Studies
BIRTHDATE	April 1, 2003
INSTAGRAM	@malikreneau
X	@malikreneau

MALIK RENEAU

5

2022-23 (FRESHMAN)

One of three players to appear in all 35 games this season... made three starts... averaged 6.1 points and 3.7 rebounds... shot 55.3% (89-of-161) from the floor... matched a team-high with 15 points in the season-opener against Morehead State (Nov. 7)... added five rebounds, two blocks, one assist and one steal against the Eagles... compiled nine points, four rebounds, two assists, and one block in the win over Bethune-Cookman (Nov. 10)... scored 12 points to go along with six rebounds, one assist, and one steal in the road win over Xavier (Nov. 18)... recorded 10 points, four rebounds, three assists, and three steals in the victory over Miami (Ohio) (Nov. 20)... tallied 10 points, six rebounds, three assists, and one steal in the win over Little Rock (Nov. 23)... made first career start against the Trojans... scored eight points to go along with three rebounds, one assist, and one steal in the victory over Jackson State (Nov. 25)... tallied two points and three rebounds in Indiana's win over No. 18/15 North Carolina (Nov. 30)... recorded two points, three rebounds, and one block at Rutgers (Dec. 3)... compiled four points, one rebound, one assist, one block, and one steal in the win over Nebraska (Dec. 7)... charted four points and four rebounds against No. 10/9 Arizona in Las Vegas (Dec. 10)... scored six points to go along with three rebounds and one assist at No. 8/6 Kansas (Dec. 17)... poured in nine points to go along with seven rebounds, one assist, and one steal against Elon (Dec. 20)... scored five points to go along with two rebounds and one assist against Kennesaw State (Dec. 23)... had one steal at Iowa (Jan. 5)... scored eight points to go along with three rebounds and one steal against Northwestern (Jan. 8)... finished with seven points and five rebounds at Penn State (Jan. 11)... tallied six points and three rebounds against No. 18/18 Wisconsin (Jan. 14)... scored five points to go along with six rebounds at No. RV/23 Illinois (Jan. 19)... posted six points, five rebounds, and one assist against Michigan State (Jan. 22)... recorded 10 points, one rebound, and one block at Minnesota (Jan. 25)... set or matched career highs in points (15), made field goals (6), made 3-pointers (1), rebounds, (8), and assists (3) against Ohio State (Jan. 28)... tallied six points, one rebound, and one assist at Maryland (Jan. 31)... secured eight points, four rebounds, one assist, and one steal against No. 1/1 Purdue (Feb.

SINGLE-GAME CAREER HIGHS

POINTS - 15

2x, last vs. Ohio State, 1/28/23

FG MADE - 6

2x, last vs. Ohio State, 1/28/23

3FG MADE - 1

2x, last vs. Ohio State, 1/28/23

REBOUNDS - 11

vs. Maryland, 3/10/23

ASSISTS - 3

3x, last vs. Ohio State, 1/28/23

BLOCKS - 2

vs. Morehead State, 11/7/22

STEALS - 3

vs. Miami (Ohio), 11/20/22

MINUTES - 24

vs. Northwestern, 1/8/23



#5 • MALIK RENEAU

4)... posted five points, five rebounds, and one assist against No. 24/RV Rutgers (Feb. 7)... contributed two points, two rebounds, and one steal at Michigan (Feb. 11)... compiled one point, one rebound, and two assists at Northwestern (Feb. 15)... scored four points to go along with three rebounds, one assist, one steal, and one block against Illinois (Feb. 18)... provided two points and four rebounds at Michigan State (Feb. 21)... netted two points, three rebounds, and a steal at No. 5/5 Purdue (Feb. 25)... finished with 10 points and three rebounds against Iowa (Feb. 28)... scored four points to go along with three rebounds and one block against Michigan (March 5)... tallied eight points and a career-high 11 rebounds against Maryland (March 10)... scored six points to go along with six rebounds against Penn State (March 11)... recorded four points, three rebounds, and one block in the first round of the NCAA Tournament against Kent State (March 17)... notched one assist against No. 16/15 Miami in the second round of the NCAA Tournament (March 19).

PREP/PERSONAL

A 2022 graduate of Montverde (Fla.) Academy ... coached by Kevin Boyle ... led his team to its back-to-back GEICO High School national championships ... averaged 11.9 points and 6.6 rebounds as a senior ... upped averages with 14.3 points and 8.3 rebounds at the GEICO High School Nationals ... notched a double-double with 14 points and 12 rebounds in the championship game ... named an honorable mention All-American by MaxPreps ... tallied 10 points and nine boards at the Jordan Brand Classic ... played for the Nightrydas Elite grassroots program on the Nike EYBL circuit ... averaged 17.2 points, 8.5 rebounds and 2.4 assists in 12 games ... shot 61.8% inside the arc ... a native of Miami ... ranked as the 22nd best player in the recruiting class by ESPN.com, 25th by Rivals.com and 27th by 247Sports.com ... member of the fifth-ranked recruiting class in the country according to 247Sports ... son of Patrick and Melanie Reneau ... born April 1, 2003.


CAREER STATS (OVERALL)

Year	TM	G	GS	Min	FGM	FGA	FG%	3PM	3PA	3P%	FTM	FTA	FT%	Off	Def	Reb	A	Stl	BS	TO	Pts	Avg
22-23	Ind	35	3	521	89	161	.553	2	8	.250	35	49	.714	40	91	131	27	16	9	48	215	6.1
Totals		G	GS	Min	FGM	FGA	FG%	3PM	3PA	3P%	FTM	FTA	FT%	Off	Def	Reb	A	Stl	BS	TO	Pts	Avg
Career		35	3	521	89	161	.553	2	8	.250	35	49	.714	40	91	131	27	16	9	48	215	6.1

2022-23 Game-by-Game (Freshman)

Date	Opponent	GS	Min	FGM	FGA	FG%	3PM	3PA	3P%	FTM	FTA	FT%	Off	Def	Reb	Ast	Stl	BS	TO	PF	Pts	
11/07/2022	Mor	W	17	6	8	.750	0	1	3	6	.500	0	5	4	5	1	1	2	3	4	15	
11/10/2022	B-C	W	16	4	6	.667	1	1	0	0	0	0	0	4	4	2	0	1	3	1	9	
11/18/2022	@Xavier	W	16	5	9	.556	0	1	2	4	.500	3	3	6	6	1	1	0	0	4	12	
11/20/2022	*Mia-O	W	21	5	7	.714	0	1	0	0	0	0	4	4	3	3	0	2	1	10	10	
11/23/2022	UALR	W	18	5	10	.500	0	0	0	1	.000	3	3	6	3	1	0	0	2	4	10	
11/25/2022	JkSt	W	19	3	4	.750	0	1	2	2	1.000	1	2	3	1	1	0	0	3	1	8	
11/30/2022	UNC(18)	W	11	1	6	.167	0	1	0	0	0	0	1	2	3	0	0	0	1	3	2	
12/03/2022	@Rut	L	15	1	2	.500	0	0	0	0	0	0	1	2	3	1	0	1	1	4	2	
12/07/2022	Neb	W	11	2	2	1.000	0	0	0	0	0	0	1	1	1	1	1	1	1	3	4	
12/10/2022	*Ari(10)	L	14	2	2	.400	0	1	0	0	0	0	1	3	4	0	0	0	2	2	4	
12/17/2022	@Kansas(8)	L	11	2	4	.500	0	0	2	2	1.000	0	3	3	1	0	0	0	2	0	6	
12/20/2022	Elon	W	15	4	10	.400	0	0	1	2	.500	4	3	7	1	1	1	0	3	3	9	
12/23/2022	KSawSt	W	14	2	5	.400	0	0	1	2	.500	0	2	2	1	0	0	0	4	2	5	
01/05/2023	@Iowa	L	6	0	0	0	0	0	0	0	0	0	0	0	0	1	0	0	2	3	0	
01/08/2023	NW	L	24	4	5	.800	0	0	0	0	0	0	1	2	3	0	1	0	2	4	8	
01/11/2023	@PSU	L	11	3	5	.600	0	0	1	2	.500	3	2	5	0	0	0	0	2	1	7	
01/14/2023	Wisc(18)	W	13	3	7	.429	0	0	0	0	0	0	1	2	3	0	0	0	1	3	6	
01/19/2023	@Ill	W	14	2	4	.500	0	0	1	2	.500	3	3	6	0	0	0	0	1	4	5	
01/22/2023	MSU	W	21	2	4	.500	0	0	2	2	1.000	0	5	5	1	0	0	1	1	5	6	
01/25/2023	@Minn	W	12	4	5	.800	0	0	2	2	1.000	0	1	1	0	0	0	1	0	1	10	
01/28/2023	OhioSt	W	23	6	10	.600	1	1	2	2	1.000	4	4	8	3	1	0	0	1	4	15	
01/31/2023	@MD	L	13	2	3	.667	0	0	0	2	2	1.000	0	1	1	1	0	0	0	5	6	
02/04/2023	Purdue(1)	W	20	3	3	1.000	0	0	0	2	2	1.000	2	2	4	1	0	0	0	2	8	
02/07/2023	Rut(24)	W	14	2	4	.500	0	0	1	2	.500	0	5	5	1	0	0	0	3	0	5	
02/11/2023	@Mich	W	17	0	1	.000	0	0	2	2	1.000	0	2	2	2	0	1	0	1	4	2	
02/15/2023	@NW	L	11	0	0	0	0	0	1	2	.500	0	1	1	2	0	0	0	1	2	1	
02/18/2023	Ill	W	17	2	3	.667	0	0	0	0	0	0	2	1	3	1	1	1	1	3	4	
02/21/2023	@MSU	L	13	1	4	.250	0	0	0	0	0	0	4	4	0	0	0	0	2	3	2	
02/25/2023	@Purdue(5)	W	10	1	1	1.000	0	0	0	0	0	0	1	2	3	0	0	0	0	4	2	
02/28/2023	Iowa	L	18	3	5	.600	0	0	4	6	.667	0	3	3	0	0	0	0	0	1	10	
03/05/2023	Mich	W	11	1	3	.333	0	0	0	2	2	1.000	1	2	3	0	0	0	1	0	2	4
03/10/2023	*MD	W	21	4	9	.444	0	0	0	0	0	0	4	7	11	0	0	0	2	1	8	
03/11/2023	*PSU	L	12	2	3	.667	0	0	0	2	2	1.000	2	4	6	0	0	0	1	3	6	
03/17/2023	*KentSt	W	12	2	4	.500	0	0	0	0	0	0	2	1	3	0	0	1	0	1	4	
03/19/2023	*Mia-Fi(16)	L	10	0	0	0	0	0	0	0	0	0	0	0	0	1	0	0	0	1	0	
Totals	23-12	521	89	161	.553	2	8	35	49	.714	40	91	131	27	16	9	48	89	215			
Totals	Avg Pts	GP	GS	DQ	Tech	Eject	3P%	Ast/TO	Stl/TO	Reb/G	Ast/G	PAR/G	PAR/40	TSP%								
Totals	6.1	35	3	2	0	0	.250	0.56	0.33	3.7	0.8	10.7	28.6	.559								

* Neutral Site



YEAR	Sophomore
POSITION	Forward
HEIGHT	6-8
WEIGHT	220
HOMETOWN	Hampton, Ga.
HIGH SCHOOL	Fayette County
MAJOR	Sport Marketing & Mgmt.
BIRTHDATE	Nov. 17, 2003
INSTAGRAM	@kalebbanks_
X	@kalebb_3

KALEB BANKS

10

2022-23 (FRESHMAN)

Played in 24 games ... averaged 2.0 points and 0.9 rebounds... scored five points to go along with one rebound and one assist in the season-opener against Morehead State (Nov. 7)... knocked down all six free throw attempts to finish with eight points, one rebound, one assist, and one steal in the win over Bethune-Cookman (Nov. 10)... recorded six points and one rebound in the victory over Miami (Ohio) (Nov. 20)... tallied one point, three rebounds, and one block in the win over Little Rock (Nov. 23)... scored five points to go along with two assists, one rebound, and one steal in the victory over Jackson State (Nov. 25)... earned minutes against Rutgers (Dec. 3), Nebraska (Dec. 7), No. 10/9 Arizona in Las Vegas (Dec. 10), and No. 8/6 Kansas (Dec. 17)... tallied eight points to go along with one assist against Elon (Dec. 20)... finished with an assist at Penn State (Jan. 11)... tallied one rebound against No. 18/18 Wisconsin (Jan. 14)... saw one minute at No. RV/23 Illinois (Jan. 19)... compiled five points, a career-high seven rebounds, and one assist against Ohio State (Jan. 28)... tallied two points and one rebound at Maryland (Jan. 31)... secured four points, three rebounds, and one assist against No. 1/1 Purdue (Feb. 4)... played four minutes against No. 24/ RV Rutgers (Feb. 7)... grabbed one rebound against Illinois (Feb. 18)... provided one rebound at Michigan State (Feb. 21)... saw two minutes of run at No. 5/5 Purdue (Feb. 25)... finished with five points and two steals against Iowa (Feb. 28)... played 10 minutes against Michigan (March 5)... recorded one minute of playing time in the first round of the NCAA Tournament against Kent State (March 17) ... notched one block against No. 16/15 Miami in the second round of the NCAA Tournament (March 19).

SINGLE-GAME CAREER HIGHS

POINTS - 8

2x, last vs. Elon, 12/20/22

FG MADE - 3

last vs. Elon, 12/20/22

3FG MADE - 1

2x, last vs. Iowa, 2/28/23

REBOUNDS - 7

vs. Ohio State, 1/28/23

ASSISTS - 2

vs. Jackson State, 11/25/22

BLOCKS - 1

2x, last vs. Miami (Fla.), 3/19/23

STEALS - 2

vs. Iowa, 2/28/23

MINUTES - 16

vs. Jackson State, 11/25/22



#10 • KALEB BANKS

PREP/PERSONAL

A 2022 graduate of Fayette County (Ga.) High School ... integral part of Class 4A State runner-up team under coach Andre Flynn ... Georgia Class 4A Player of the Year ... 2,000-point scorer ... tallied 23.0 points, 10.0 boards and 1.4 steals per game during his senior season ... averaged 23.5 points and 8.5 rebounds per game as a junior ... hit 40 three-pointers and shot 63% from the field overall... won Region 5-AAAA player of the year ... named First Team All-State in Class 4A ... played AAU in the off-season for coach Greg Robinson of the Atlanta Celtics ... ranked 78th by ESPN, 84th by 247Sports, 131st by Rivals.com ... son of Michael and Kendra Banks ... has one older sister, Kiana ... born November 17, 2003.

CAREER STATS (OVERALL)

Year	TM	G	GS	Min	FGM	FGA	FG%	3PM	3PA	3P%	FTM	FTA	FT%	Off	Def	Reb	A	Stl	BS	TO	Pts	Avg
22-23	Ind	24	0	135	16	29	.552	2	5	.400	15	28	.536	6	15	21	8	4	2	9	49	2.0
Totals		G	GS	Min	FGM	FGA	FG%	3PM	3PA	3P%	FTM	FTA	FT%	Off	Def	Reb	A	Stl	BS	TO	Pts	Avg
Career		24	0	135	16	29	.552	2	5	.400	15	28	.536	6	15	21	8	4	2	9	49	2.0

2022-23 Game-by-Game (Freshman)

Date	Opponent	GS	Min	FGM	FGA	FG%	3PM	3PA	3P%	FTM	FTA	FT%	Off	Def	Reb	Ast	Stl	BS	TO	PF	Pts
11/07/2022	Mor	W	4	2	2	1.000	0	0	1	2	.500	0	1	1	1	1	0	0	0	0	5
11/10/2022	B-C	W	6	1	2	.500	0	0	6	6	1.000	0	1	1	1	1	0	0	3	8	
11/20/2022	*Mia-O	W	6	2	2	1.000	1	1	1	2	.500	0	1	1	0	0	0	0	1	6	
11/23/2022	UALR	W	8	0	0	-	0	0	1	6	.167	0	3	3	0	0	1	2	1	1	
11/25/2022	JkSt	W	16	2	4	.500	0	1	1	2	.500	0	1	1	2	1	0	2	1	5	
12/03/2022	@Rut	L	2	0	0	-	0	0	0	0	0	-	0	0	0	0	0	0	0	0	
12/07/2022	Neb	W	1	0	1	.000	0	0	0	0	0	-	0	0	0	0	0	0	0	0	
12/10/2022	*Ari(10)	L	1	0	0	-	0	0	0	0	0	-	0	0	0	0	0	0	0	0	
12/17/2022	@Kansas(8)	L	5	0	0	-	0	0	0	0	0	-	0	0	0	0	0	0	0	0	
12/20/2022	Elon	W	11	3	4	.750	0	0	2	2	1.000	0	0	0	1	0	0	2	2	8	
01/14/2023	@PSU	L	3	0	1	.000	0	0	0	0	0	-	0	0	0	1	0	0	0	0	
01/14/2023	WisC(18)	W	1	0	0	-	0	0	0	0	0	-	0	1	1	0	0	0	0	0	
01/19/2023	@Ill	W	1	0	0	-	0	0	0	0	0	-	0	0	0	0	0	0	0	0	
01/28/2023	OhioSt	W	12	2	3	.667	0	0	1	4	.250	3	4	7	1	0	0	0	1	5	
01/31/2023	@MD	L	5	1	2	.500	0	1	0	0	0	-	0	1	1	0	0	0	2	2	
02/04/2023	Purdue(1)	W	7	2	4	.500	0	0	0	1	.000	3	0	3	1	0	0	0	1	4	
02/07/2023	Rut(24)	W	4	0	0	-	0	0	0	0	0	-	0	0	0	0	0	0	0	1	
02/18/2023	Ill	W	4	0	1	.000	0	0	0	0	0	-	0	1	1	0	0	0	1	0	
02/21/2023	@MSU	L	8	0	0	-	0	0	0	0	0	-	0	1	1	0	0	0	1	0	
02/25/2023	@Purdue(5)	W	2	0	0	-	0	0	0	1	1.000	0	0	0	0	0	0	0	1	0	
02/28/2023	Iowa	L	14	1	3	.333	1	2	2	2	1.000	0	0	0	0	2	0	1	2	5	
03/05/2023	Mich	W	10	0	0	-	0	0	0	0	0	-	0	0	0	0	0	0	1	0	
03/17/2023	*KentSt	W	1	0	0	-	0	0	0	0	0	-	0	0	0	0	0	0	0	0	
03/19/2023	*Mia-Fil(16)	L	3	0	0	-	0	0	0	0	0	-	0	0	0	0	0	1	0	0	
Record			Min	FGM	FGA	FG%	3PM	3PA	3P%	FTM	FTA	FT%	Off	Def	Reb	Ast	Stl	BS	TO	PF	Pts
Totals		16-8	135	16	29	.552	2	5	15	28	.536	6	15	21	8	4	2	9	18	49	
		Avg Pts	GP	GS	DQ	Tech	Eject	3P%	Ast/TO	Stl/TO	Reb/G	Ast/G	PAR/G	PAR/40	TSP%						
Totals		2.0	24	0	0	0	0	.400	0.89	0.44	0.9	0.3	3.3	23.1	.586						

* Neutral Site



YEAR	Sophomore
POSITION	Guard
HEIGHT	6-6
WEIGHT	198
HOMETOWN	Indianapolis, Ind.
HIGH SCHOOL	Lawrence North
MAJOR	Sport Marketing & Mgmt.
BIRTHDATE	Jan. 18, 2004
INSTAGRAM	@_cj.gunn
X	@CJ_Gunn22

CJ GUNN

11

2022-23 (FRESHMAN)

Played in 20 games ... averaged 2.0 points and 0.6 rebounds... scored two points in seven minutes of run in the season-opener against Morehead State (Nov. 7)... went 2-for-2 from the floor for four points and one steal in the win over Bethune-Cookman (Nov. 10)... recorded five points, one rebound, two assists, two steals, and one block in the victory over Miami (Ohio) (Nov. 20)... tallied two points, one rebound, and one block in the win over Little Rock (Nov. 23)... scored two points to go along with two rebounds, one assist, and one steal in the victory over Jackson State (Nov. 25)... saw two minutes at Rutgers (Dec. 3)... compiled one steal in the win over Nebraska (Dec. 7)... charted one minute of playing time against No. 10/9 Arizona in Las Vegas (Dec. 10)... scored two points to go along with one steal at No. 8/6 Kansas (Dec. 17)... poured in a career-high 11 points to go along with three rebounds, three assists, and two steals against Elon (Dec. 20)... grabbed two rebounds, one assist, and one steal against Kennesaw State (Dec. 23)... scored two points in 15 minutes of run against Northwestern (Jan. 8)... finished with two points at Penn State (Jan. 11)... recorded 10 minutes against No. 18/18 Wisconsin (Jan. 14)... saw eight minutes at No. RV/23 Illinois (Jan. 19)... posted two points and one steal against Michigan State (Jan. 22)... recorded one minute at Minnesota (Jan. 25)... scored two points against Ohio State (Jan. 28)... provided two points and two rebounds at Michigan State (Feb. 21)... finished with two points and one assist against Iowa (Feb. 28).

SINGLE-GAME CAREER HIGHS

POINTS - 11

vs. Elon, 12/20/22

FG MADE - 5

vs. Elon, 12/20/22

3FG MADE - 1

2x, last vs. Elon, 12/20/22

REBOUNDS - 3

vs. Elon, 12/20/22

ASSISTS - 3

vs. Elon, 12/20/22

BLOCKS - 1


2x, last vs. Little Rock, 11/23/22

STEALS - 2

2x, last vs. Elon, 12/20/22

MINUTES - 19

vs. Elon, 12/20/22



#11 • CJ GUNN

PREP/PERSONAL

A 2022 graduate of Lawrence North High School... all-time leader in LN history in points per game average ... helped lead his team to an Indiana Class 4A state runner-up appearance in 2021 under legendary coach Jack Keefer ... member of 2022 Indiana All-Star team ... IBCA Supreme 15 All-State selection ... averaged 23.5 points, 5.5 rebounds, 1.5 steals per game as a senior while shooting 46.8% from the field and 37.4% from deep as a senior ... averaged 13.9 points, 4.6 rebounds, 1.7 assists per game as a junior ... shot 38% from long distance ... had 33 points and made a school-record nine three-pointers in a game against Ft. Wayne Snider ... named an Indiana Junior All-Star and to the Indiana Basketball Coaches Association Underclass All-State Supreme 15 ... played AAU for Spiece Indy Heat under coach Ryan Owens prior to his senior season... ranked 170th by 247Sports ... son of Christopher and Linda Gunn ... born January 18, 2004.

CAREER STATS (OVERALL)

Year	TM	G	GS	Min	FGM	FGA	FG%	3PM	3PA	3P%	FTM	FTA	FT%	Off	Def	Reb	A	Stl	BS	TO	Pts	Avg
22-23	Ind	20	0	147	17	55	.309	2	24	.083	4	5	.800	3	9	12	8	10	2	5	40	2.0
Totals		G	GS	Min	FGM	FGA	FG%	3PM	3PA	3P%	FTM	FTA	FT%	Off	Def	Reb	A	Stl	BS	TO	Pts	Avg
Career		20	0	147	17	55	.309	2	24	.083	4	5	.800	3	9	12	8	10	2	5	40	2.0

2022-23 Game-by-Game (Freshman)

Date	Opponent	GS	Min	FGM	FGA	FG%	3PM	3PA	FTM	FTA	FT%	Off	Def	Reb	Ast	Stl	BS	TO	PF	Pts	
11/07/2022	Mor	W	6	1	3	.333	0	1	0	0	-	0	0	0	0	0	0	0	0	2	
11/10/2022	B-C	W	8	2	2	1.000	0	0	0	0	-	0	0	0	0	1	0	0	2	4	
11/20/2022	*Mia-O	W	18	2	7	.286	1	4	0	0	-	0	1	1	2	2	1	0	1	5	
11/23/2022	UALR	W	11	1	4	.250	0	1	0	0	-	0	1	1	0	0	1	0	0	2	
11/25/2022	JkSt	W	11	1	4	.250	0	1	0	0	-	0	2	2	1	1	0	0	0	2	
12/03/2022	@Rut	L	2	0	1	.000	0	1	0	0	-	0	0	0	0	0	0	1	0	0	
12/07/2022	Neb	W	1	0	1	.000	0	1	0	0	-	0	0	0	0	1	0	1	0	0	
12/10/2022	*Ari(10)	L	1	0	1	.000	0	1	0	0	-	0	0	0	0	0	0	0	0	0	
12/17/2022	@Kansas(B)	L	5	1	2	.500	0	1	0	0	-	0	0	0	0	1	0	0	0	2	
12/20/2022	Elon	W	19	5	10	.500	1	4	0	0	-	1	2	3	3	2	0	0	4	11	
12/23/2022	KSawSt	W	5	0	1	.000	0	1	0	0	-	0	2	2	1	1	0	0	0	0	
01/08/2023	NW	L	15	1	5	.200	0	2	0	0	-	0	1	1	0	0	0	1	1	2	
01/11/2023	@PSU	L	9	1	3	.333	0	2	0	0	-	0	0	0	0	0	0	0	1	2	
01/14/2023	Wisc(18)	W	9	0	4	.000	0	1	0	0	-	0	0	0	0	0	0	1	0	0	
01/19/2023	@Ill	W	8	0	1	.000	0	1	0	0	-	0	0	0	0	0	0	0	0	0	
01/22/2023	MSU	W	5	0	1	.000	0	1	2	3	.667	0	0	0	0	1	0	0	1	2	
01/25/2023	@Minn	W	1	0	0	-	0	0	0	0	-	0	0	0	0	0	0	1	1	0	
01/28/2023	OhioSt	W	2	1	1	1.000	0	0	0	0	-	0	0	0	0	0	0	0	1	2	
02/21/2023	@MSU	L	2	0	2	.000	0	1	2	2	1.000	2	0	2	0	0	0	0	0	2	
02/28/2023	Iowa	L	9	1	2	.500	0	0	0	0	-	0	0	0	1	0	0	0	4	2	
Record			Min	FGM	FGA	FG%	3PM	3PA	FTM	FTA	FT%	Off	Def	Reb	Ast	Stl	BS	TO	PF	Pts	
13-7			147	17	55	.309	2	24	4	5	.800	3	9	12	8	10	2	5	16	40	
Avg Pts			GP	GS	DQ	Tech	Eject	3P%	Ast/TO	Stl/TO	Reb/G	Ast/G	PAR/G	PAR/40	TSP%						
2.0			20	0	0	1	0	.083	1.60	2.00	0.6	0.4	3.0	16.3	.327						

* Neutral Site




YEAR	Freshman
POSITION	Guard
HEIGHT	6-2
WEIGHT	175
HOMETOWN	Dayton, Ohio
HIGH SCHOOL	Centerville
MAJOR	Business-Entrepreneurship
BIRTHDATE	July 6, 2004
INSTAGRAM	@gcupps23
X	@CuppsGabe

GABE CUPPS

2

PREP/PERSONAL

Named 2022 Ohio Mr. Basketball ... ranked No. 88 on ESPN, No. 107 on 247Sports, and No. 122 on Rivals ... won the 2021 high school state title for his father and head coach Brook Cupps at Centerville High School ... finished runner-up in the 2022 state tournament ... averaged 14.2 points, 6.8 assists, and 2.5 rebounds per game as a junior ... shot 50.3% from the floor, 44.3% from the 3-point line, and 85.2% from the free throw line as a junior ... played AAU ball for Midwest Basketball Club based out of Cincinnati on the 3-Stripes Select Basketball Circuit ... son of Brook and Betsy Cupps.



YEAR	Freshman
POSITION	Guard
HEIGHT	6-3
WEIGHT	203
HOMETOWN	Covington, Ga.
HIGH SCHOOL	Newton
MAJOR	Sport Marketing & Mgmt.
BIRTHDATE	May 7, 2005
INSTAGRAM	@jakai.newton
X	@jakai_newton

JAKAI NEWTON

12

PREP/PERSONAL

Ranked No. 84 on ESPN, No. 86 on 247Sports, and No. 64 on Rivals ... helped guide Charlemagne Gibbons and Newton High School to the 2022 AAAAAAA state semifinals ... averaged 14.3 points, 5.2 rebounds, and 1.7 assists per game as a junior ... consensus top-100 recruit ... played AAU ball for Atlanta Xpress for program director and coach Winfred Jordan ... son of Bettina and Brandon Newton.



YEAR	Freshman
POSITION	Forward
HEIGHT	6-8
WEIGHT	217
HOMETOWN	Gladstone, N.J.
HIGH SCHOOL	Roselle Catholic
MAJOR	Sport Marketing & Mgmt.
BIRTHDATE	Nov. 18, 2004
INSTAGRAM	@mack.mgbako
X	@MackenzieMgbako

MACKENZIE MGBAKO

21

PREP/PERSONAL

2023 McDonald's All-American ... consensus 5-star recruit ... ranked No. 8 on Rivals, No. 9 on ESPN, and No. 10 on 247Sports ... averaged 16.3 points and 9.2 rebounds for head coach Dave Boff at Roselle Catholic as a senior ... won the NJSIAA Non-Public B State Title with the Lions ... posted 22 points and eight rebounds for the World Team at the 2023 Nike Hoop Summit ... two-time NJ.com All-State first team selection ... compiled 19.5 points, 10.6 rebounds, and 2.9 assists per game as a junior at Gill St. Bernards School ... 2022 Skyland Conference Player of the Year ... played for head coach Jason Harrigan with the New Jersey Scholars on the EBYL circuit ... averaged 16.0 points and 4.0 rebounds in 12 games with the Scholars ... son of C.Y. and Daphne Mgbako ... has two brothers; Ife (older) and Ethan (younger) and one sister; Mikaylah (older) ... born Nov. 18, 2004.



YEAR	Junior
POSITION	Guard
HEIGHT	6-5
WEIGHT	195
HOMETOWN	San Diego, Calif.
HIGH SCHOOL	Vista
MAJOR	Finance
BIRTHDATE	Dec. 13, 2002
INSTAGRAM	@shaan.burke
X	@BurkeShaan

SHAAN BURKE

13

2022-23 (SOPHOMORE)

• Academic All-Big Ten
Saw action against Michigan State.

2021-22 (FRESHMAN)

Did not appear in game action.

PREP/PERSONAL

Graduated from Vista High School near San Diego... lettered two seasons... averaged 14.7 points and 5.7 assists... led the team in 3-pointers as a senior... played three different positions... twice was named Student of the Year at his school... averaged 3.6 points as a junior... coached by Anthony Bolton... played AAU ball for Gamepoint and Charlie Mercado... born December 13, 2002... son of Patrick and Seema Burke... has two siblings, Maya and Finnian... will study Finance at the Kelley School of Business.



YEAR	Freshman
POSITION	Guard
HEIGHT	6-0
WEIGHT	175
HOMETOWN	Winter Park, Fla.
HIGH SCHOOL	Montverde Academy
MAJOR	Business-Entrepreneurship
BIRTHDATE	Nov. 15, 2023
INSTAGRAM	@james.goodiss
X	

JAMES GOODISS

15

PREP/PERSONAL

A 2023 graduate of Montverde Academy in Florida... played for Coach Kevin Boyle... program has won multiple championships and produced Hoosiers Jalen Hood-Schifino and Malik Reneau... played AAU ball for the Georgia Stars... born November 15, 2003... son of Charles Goodiss and Shu-Shing-Chang... is a triplet with brother Nicholas and sister Cassandra... will study Finance in the Kelley School of Business.



YEAR	Junior
POSITION	Guard
HEIGHT	6-3
WEIGHT	190
HOMETOWN	Mount Vernon, Ill.
HIGH SCHOOL	Mount Vernon Twp.
MAJOR	Exercise Science
BIRTHDATE	April 17, 2002
INSTAGRAM	@jacksoncreel
X	

JACKSON CREEL

22

2022-23 (JUNIOR – REND LAKE)

Started all 28 games played ... averaged 13.9 points, 4.8 rebounds, and 3.7 assists per game on .396/.357/.825 shooting splits ... made his season debut with 25 points against Illinois Central College (Nov. 5) ... canned seven 3-pointers to score 22 points to go along with four rebounds and four assists at John Wood Community College (Nov. 15) ... tallied 14 points and eight assists against Lincoln Land Community College (Nov. 19) ... posted 15 points and five rebounds against Lincoln Trail College (Nov. 22) ... went for 13 points and six rebounds at Parkland College (Nov. 30) ... secured nine points at Southwestern Illinois College (Dec. 3) ... added seven points, seven rebounds, four assists, and two steals against John Wood Community College (Dec. 5) ... knocked down a pair of 3-pointers to go along with eight rebounds and nine assists against Wabash Valley College (Dec. 7) ... recorded 17 points in consecutive games at Kaskaskia College (Dec. 10) and against Danville Area Community College (Dec. 11) ... put up eight points and 10 assists at Lincoln Land Community College (Dec. 14) ... torched the nets for a career-high 37 points on 11 made 3-pointers against Olney Central College (Dec. 17) ... sank all nine free throw attempts to score 11 points at Spoon River College (Jan. 7) ... added six rebounds and eight assists in the game ... registered 20 points and 10 rebounds against Shawnee Community College (Jan. 11) ... added 10 points against John A. Logan College (Jan. 16) ... secured 18 points at Lake Land College (Jan. 18) ... scored six points at Lincoln Trail College (Jan. 21) ... found 11 points against Southwestern Illinois College (Jan. 28) ... hit one 3-pointer at Wabash Valley College (Feb. 1) ... posted nine points and five assists against Kaskaskia College (Feb. 5) ... tallied 17 points, eight rebounds, and seven assists against Parkland College (Feb. 8) ... added seven points at Olney Central College (Feb. 11) ... scored 16 points in consecutive road games against Illinois Central College (Feb. 13) and Shawnee Community College (Feb. 15) ... hit 7-of-10 shots from the field to score 22 points against Spoon River College (Feb. 19) ... added a total of 17 rebounds in the two games ... scored 19 points to go along with five rebounds and five assists against Illinois Central College (March 8) ... closed the season with 14 points and nine rebounds against Parkland College (March 11) in the Great Rivers Athletic Conference Tournament.

2021-22 (SOPHOMORE – REND LAKE)

Started all 24 games played ... averaged 12.8 points, 4.2 rebounds, and 2.6 assists per game on .402/.358/.816 shooting splits ... posted 19 points at Vincennes (Nov. 1) ... scored 23 points at Parkland College (Nov. 10) ... added five points, eight rebounds, and three assists against Spoon River College (Nov. 20) ... tallied 12 points against Southwestern Illinois College (Nov. 23) ... added 14 points and seven rebounds at John Wood Community College (Nov. 28) ... converted 5-of-8 3-pointers for 19 points at John A. Logan College (Dec. 1) ... chipped in eight points and four rebounds against Shawnee Community College (Dec. 4) ... hit a triple at Spoon River College (Dec. 5) ... added six points, five rebounds, and five assists against Lake Land College (Dec. 8) ... poured in 21 points at Wabash Valley College (Dec. 11) ... posted seven points at Lincoln Trail College (Jan. 17) ... scored 11 points at Kaskaskia College (Jan. 19) ... registered 19 points at Southwestern Illinois College (Jan. 22) ... added eight points at Lincoln Land Community College (Jan. 24) ... scored a season-best 28 points against Lincoln Trail College (Jan. 26) ... recorded 13 points at Olney Central College (Jan. 31) ... put up 15 points, five rebounds, and three assists at Lake Land College (Feb. 5) ... chipped in five points against Illinois Central College (Feb. 7) ... tallied 15 points, six rebounds, and four assists against Wabash Valley College (Feb. 9) ... registered 16 points against Lincoln Land Community College (Feb. 14) ... scored 18 points to go with a career-high 13 rebounds against Olney Central College (Feb. 16) ... secured 16 points and five rebounds against Danville Area Community College (Feb. 20) ... closed the season with seven points, four rebounds, and five assists against Parkland College in the Great Rivers Athletic Conference Tournament.

2020-21 (FRESHMAN – REND LAKE)

Started all 13 games played ... averaged 8.2 points, 4.5 rebounds, and 1.2 assists per game on .393/.353/.857 shooting splits ... made his collegiate debut in a 112-53 victory over Missouri Baptist JV (Feb. 20) ... scored eight points at Olney Central College (Feb. 22) ... tallied 12 points against Danville Area Community College (Feb. 28) ... saw 31 minutes at Lincoln Land Community College (March 4) ... recorded 15 points and six rebounds at Spoon River College (March 7) ... added seven points and six rebounds at Parkland College (March 9) ... netted 11 points against Spoon River College (March 13) ... tallied a season-high 18 points on 5-of-5 3-point shooting at Illinois Central College (March 18) ... scored eight points in back-to-back games against Lincoln Land Community College (March 21) and at John Wood Community College (March 23) ... grabbed 10 rebounds against LLCC ... registered four points against Parkland College (March 25) ... put up six points and six boards against Illinois Central College (March 30).

PREP/PERSONAL

A four-year letterwinner at Mount Vernon Township High School for head coach Doug Creel ... named to the Salem Midwinter All-Tournament Team, All-Southern Illinois Team, and All-South 7 Conference First Team following his junior season in which he hit 40% from the 3-point line and 78% from the free throw line ... earned Pyramid Thanksgiving Winter All-Tournament Team, Salem Midwinter All-Tournament Team, All-Southern Illinois Team, All-South 7 Conference First Team, and All-State Honorable Mention honors following his season season in which he hit 40% from the 3-point line and 80% from the free throw line ... helped guide MVTHS to a pair of South 7 championships ... also lettered in baseball ... son of Doug and Kelly Creel and has two brothers, Parker and Hunter, and one sister, Emma ... intends to major in exercise science ... born on April 17, 2002.



YEAR Freshman
POSITION Guard
HEIGHT 6-6
WEIGHT 180
HOMETOWN New Palestine, Ind.
HIGH SCHOOL New Palestine
MAJOR Business Management
BIRTHDATE Oct. 8, 2004
INSTAGRAM @ian.stephens.30
X

IAN STEPHENS

30

PREP/PERSONAL

A 2023 graduate of New Palestine High School... earned three letters for Coach Trent Whitaker... averaged 15.0 points, 7.8 rebounds and 1.3 steals per game for New Pal, which went 23-3 and won a sectional title... shot 59% from the field and 40% from the 3-point line (17-for-42) as a senior... played AAU ball for JH1 Elite and was coached by his father, Jason... born October 8, 2004... son of Jason and Celia Stephens... has an older brother, Eli, and two younger brothers, Brody and Aidan... will study Business.



YEAR Redshirt Freshman
POSITION Guard
HEIGHT 6-5
WEIGHT 205
HOMETOWN Washington, D.C.
HIGH SCHOOL Philips Academy Andover
MAJOR Finance
BIRTHDATE May 15, 2023
INSTAGRAM @Jordanrayford1
X @jrayford17

JORDAN RAYFORD

53

2022-23 (FRESHMAN – AIR FORCE)


• Dean's List

Sat out the entire 2022-23 season with a shoulder injury.

PREP/PERSONAL

Played at Philips Academy Andover for head coach Terrell Ivory ... averaged 23 points, 10 rebounds, and 4 assists per game as a senior ... earned NEPSAC All-Conference honors ... son of Lenny Rayford and Ona Reckling ... has a sister, Alexis, and a brother, Carter ... born on May 15, 2003 ... plans to study finance at the Kelley School of Business.


INDIANA MR. BASKETBALL



For the first time in program history, the Hoosiers signed Indiana's Mr. Basketball in three straight seasons with Romeo Langford (2018), Trayce Jackson-Davis (2019) and Anthony Leal (2020).

INDIANA MR. BASKETBALL TO PLAY AT IU

- | | |
|--|--|
| 1940 - Ed Scheinbein (Southport) | 1984 - Delray Brooks (Michigan City) |
| 1945 - Tom Schwartz (Kokomo) | 1987 - Lyndon Jones / Jay Edwards (Marion) |
| 1947 - Bill Garrett (Shelbyville) | 1989 - Pat Graham (Floyd Central) |
| 1948 - Bob Masters (Lafayette) | 1990 - Damon Bailey (Bedford North Lawrence) |
| 1953 - Hallie Bryant (Crispus Attucks) | 1997 - Luke Recker (Dekalb) |
| 1959 - Jimmy Rayl (Kokomo) | 1998 - Tom Coverdale (Noblesville) |
| 1961 - Tom and Dick Van Arsdale (Manual) | 2000 - Jared Jeffries (Bloomington North) |
| 1969 - George McGinnis (Washington) | 2004 - A.J. Ratliff (North Central) |
| 1970 - Dave Sheperd (Carmel) | 2007 - Eric Gordon (North Central) |
| 1973 - Kent Benson (New Castle) | 2009 - Jordan Hulls (Bloomington South) |
| 1977 - Roy Tolbert (Madison Heights) | 2011 - Cody Zeller (Washington) |
| 1979 - Steve Bouchie (Washington) | 2018 - Romeo Langford (New Albany) |
| 1983 - Steve Alford (New Castle) | 2019 - Trayce Jackson-Davis (Center Grove) |
| | 2020 - Anthony Leal (Bloomington South) |



Dick and Tom Van Arsdale were named co-Indiana Mr. Basketball in 1961 and were recognized on the court at Simon Skjodt Assembly Hall on Feb. 19, 2019.



INDIANA BASKETBALL

2022-23 OVERALL STATISTICS

Game Records

Record	Overall	Home	Away	Neutral
ALL GAMES	23-12	15-2	5-7	3-3
CONFERENCE	12-8	8-2	4-6	0-0
NON-CONFERENCE	11-4	7-0	1-1	3-3

Score by Periods

Team	1st	2nd	OT	TOT
Indiana	1242	1368	6	2616
Opponents	1174	1226	4	2404

Team Box Score

No.	Player	GP-GS	MIN	AVG	Total		3-Point		F-Throw		Rebounds				PF	DQ	A	TO	BLK	STL	PTS	AVG	
					FG-FGA	FG%	3FG-3FGA	3FG%	FT-FTA	FT%	OFF	DEF	TOT	AVG									
23	JACKSON-DAVIS, Trayce	32-32	1104:35	34.5	262-451	581	0-0	0-0	146-210	695	91	255	346	10.8	54	2	129	81	92	27	670	20.9	
1	HOOD-SCHIFINO, Jalen	32-32	1057:56	33.1	168-403	417	37-111	333	59-76	776	14	118	132	4.1	78	0	117	89	8	26	432	13.5	
0	JOHNSON, Xavier	11-11	276:33	25.1	34-82	415	10-27	370	31-39	795	2	34	36	3.3	24	0	54	31	0	13	109	9.9	
25	THOMPSON, Race	30-29	695:31	23.2	97-197	492	12-43	279	45-65	692	48	107	155	5.2	63	0	30	32	27	29	251	8.4	
12	KOPP, Miller	35-35	1061:37	30.3	100-208	481	63-142	444	19-23	826	14	75	89	2.5	74	1	43	22	5	24	282	8.1	
32	GALLOWAY, Trey	32-25	886:13	27.7	77-163	472	30-65	462	29-45	644	20	76	96	3.0	62	1	66	24	2	22	213	6.7	
5	RENEAU, Malik	35-3	521:30	14.9	89-161	553	2-8	250	35-49	714	40	91	131	3.7	89	2	27	48	9	16	215	6.1	
53	BATES, Tamar	35-2	713:04	20.4	76-194	392	37-99	374	25-27	926	10	46	56	1.6	60	0	39	25	2	16	214	6.1	
22	GERONIMO, Jordan	27-6	334:49	12.4	46-84	548	5-19	263	16-26	615	22	44	66	2.4	49	1	8	17	23	13	113	4.2	
51	DUNCOMB, Logan	9-0	51:18	5.7	12-16	750	0-0	0-0	2-7	286	5	10	15	1.7	8	0	2	3	5	1	26	2.9	
10	BANKS, Kaleb	24-0	135:23	5.6	16-29	552	2-5	400	15-28	536	6	15	21	0.9	18	0	8	9	2	4	49	2.0	
11	GUNN, CJ	20-0	150:29	7.5	17-55	309	2-24	083	4-5	800	3	9	12	0.6	16	0	8	5	2	10	40	2.0	
3	LEAL, Anthony	11-0	23:42	2.2	0-0	0-0	0-0	0-0	2-2	1-00	0	2	0	2	0	1	1	0	1	0	2	0.0	
14	CHILDRESS, Nathan	5-0	09:37	1.9	0-1	0-00	0-1	0-00	0-0	0-00	0	1	1	0.2	1	0	1	0	0	1	0	0.0	
4	SHIPP, Michael	3-0	02:19	0.8	0-0	0-00	0-0	0-00	0-0	0-00	0	0	0	0.0	1	0	0	0	0	0	0	0.0	
13	BURKE, Shaan	1-0	00:12	0.2	0-0	0-00	0-0	0-00	0-0	0-00	0	0	0	0.0	0	0	0	0	0	0	0	0.0	
31	ORBAUGH, Hogan	1-0	00:12	0.2	0-0	0-00	0-0	0-00	0-0	0-00	0	0	0	0.0	0	0	0	0	0	0	0	0.0	
Team											46	46	92					15					
Total		35	7025	994-2044	486	200-544	.368	428-602	.711	321	929	1250	35.7	599	7	533	402	177	203	2616	74.7		
Opponents		35	7025	852-2084	409	263-787	.334	437-621	.704	379	820	1199	34.3	561	9	408	391	111	229	2404	68.7		

Team Statistics

	IND	OPP
Scoring	2616	2404
Points per game	74.7	68.7
Scoring margin	+6.1	-
Field goals-att	994-2044	852-2084
Field goal pct	.486	.409
3 point fg-att	200-544	263-787
3-point FG pct	.368	.334
3-pt FG made per game	5.7	7.5
Free throws-att	428-602	437-621
Free throw pct	.711	.704
F-Throws made per game	12.2	12.5
Rebounds	1250	1199
Rebounds per game	35.7	34.3
Rebounding margin	+1.5	-
Assists	533	408
Assists per game	15.2	11.7
Turnovers	402	391
Turnovers per game	11.5	11.2
Turnover margin	-0.3	-
Assist/turnover ratio	1.3	1.0
Steals	203	229
Steals per game	5.8	6.5
Blocks	177	111
Blocks per game	5.1	3.2
Winning streak	0	-
Home win streak	1	-
Attendance	273721	144126
Home games-Avg/Game	17-16101	12-12011
Neutral site-Avg/Game	-	6-14503

Team Results

Date	Opponent	Score	Att.
11/07/2022	Morehead St.	W 88-53	17222
11/10/2022	Bethune-Cookman	W 101-49	17222
11/18/2022	at Xavier	W 81-79	10586
11/20/2022	vs Miami (OH)	W 86-56	8737
11/23/2022	Little Rock	W 87-68	11829
11/25/2022	Jackson St.	W 90-51	13135
11/30/2022	North Carolina	W 77-65	17222
12/03/2022	at Rutgers	L 48-63	8000
12/07/2022	Nebraska	W 81-65	17222
12/10/2022	vs Arizona	L 75-89	13357
12/17/2022	at Kansas	L 62-84	16300
12/20/2022	Elon	W 96-72	12356
12/23/2022	Kennesaw St.	W 69-55	12978
01/05/2023	at Iowa	L 89-91	11916
01/08/2023	Northwestern	L 83-84	16759
01/11/2023	at Penn St.	L 66-85	8502
01/14/2023	Wisconsin	W 63-45	17222
01/19/2023	at Illinois	W 80-65	15544
01/22/2023	Michigan St.	W 82-69	17222
01/25/2023	at Minnesota	W 61-57	9276
01/28/2023	Ohio St.	W 86-70	17222
01/31/2023	at Maryland	L 55-66	14583
02/04/2023	Purdue	W 79-74	17222
02/07/2023	Rutgers	W 86-60	17222
02/11/2023	at Michigan	W 62-61	12707
02/15/2023	at Northwestern	L 62-64	7039
02/18/2023	Illinois	W 71-68	17222
02/21/2023	at Michigan St.	L 65-80	14797
02/25/2023	at Purdue	W 79-71	14876
02/28/2023	Iowa	L 68-90	17222
03/05/2023	Michigan	Wot 75-73	17222
03/10/2023	vs Maryland	W 70-60	18892
03/11/2023	vs Penn St.	L 73-77	18059
03/17/2023	vs Kent St.	W 71-60	13989
03/19/2023	vs Miami (FL)	L 69-85	13984



2022-23 CONFERENCE-ONLY STATISTICS

Game Records

Record	Overall	Home	Away	Neutral
ALL GAMES	12-8	8-2	4-6	0-0
CONFERENCE	12-8	8-2	4-6	0-0
NON-CONFERENCE	0-0	0-0	0-0	0-0

Score by Periods

Team	1st	2nd	OT	TOT
Indiana	686	729	6	1421
Opponents	688	709	4	1401

Team Box Score

No.	Player	Total					3-Point			F-Throw			Rebounds					PF	DQ	A	TO	BLK	STL	PTS	AVG
		GP-GS	MIN	AVG	FG-FGA	FG%	3FG-3FGA	3FG%	FT-FTA	FT%	OFF	DEF	TOT	AVG	PF	DD	REB								
23	JACKSON-DAVIS, Trayce	20-20	740:33	37.0	171-313	546	0-0	.000	94-136	.691	59	188	247	12.4	38	1	93	67	57	17	436	21.8			
1	HOOD-SCHIFINO, Jalen	18-18	623:32	34.6	105-247	425	22-62	.355	36-44	.818	7	62	69	3.8	46	0	62	49	3	12	268	14.9			
32	GALLOWAY, Trey	20-18	591:49	29.6	57-120	475	24-51	.471	21-31	.677	10	43	53	2.7	49	1	39	14	0	13	159	8.0			
32	KOPP, Miller	20-20	647:04	32.4	57-112	509	33-73	.452	7-10	.700	9	48	57	2.9	50	1	23	11	3	15	154	7.7			
25	THOMPSON, Race	15-14	325:40	21.7	38-80	475	2-13	.154	28-39	.718	21	40	61	4.1	32	0	12	18	8	15	106	7.1			
0	JOHNSON, Xavier	2-2	63:35	31.8	4-19	211	1-7	.143	3-4	.750	0	2	2	1.0	6	0	8	13	0	5	12	6.0			
5	RENEAU, Malik	20-0	294:44	14.7	42-71	592	1-1	1.000	22-28	.786	19	45	64	3.2	58	2	12	20	5	8	107	5.4			
53	BATES, Tamar	20-2	386:43	19.3	31-99	313	19-49	.388	15-16	.938	5	24	29	1.5	27	0	18	11	2	5	96	4.8			
22	GERONIMO, Jordan	15-6	191:35	12.8	23-47	489	3-9	.333	4-8	.500	14	25	39	2.6	29	1	7	11	12	2	53	3.5			
10	BANKS, Kaleb	14-0	75:12	5.4	6-15	400	1-3	.333	3-8	.375	6	8	14	1.0	10	0	3	3	0	2	16	1.1			
11	GUNN, CJ	11-0	64:22	5.9	4-21	190	0-10	.000	4-5	.800	2	1	3	0.3	9	0	1	5	0	2	12	1.1			
3	LEAL, Anthony	6-0	10:25	1.7	0-0	.000	0-0	.000	2-2	1.000	0	0	0	0.0	2	0	0	0	0	1	2	0.3			
51	DUNCOMB, Logan	1-0	05:01	5.0	0-0	.000	0-0	.000	0-0	.000	1	0	1	1.0	0	0	0	1	0	1	0	0.0			
14	CHILDRESS, Nathan	2-0	03:03	1.5	0-1	.000	0-1	.000	0-0	.000	0	1	1	0.5	0	0	0	0	0	0	0	0.0			
4	SHIPP, Michael	2-0	01:17	0.6	0-0	.000	0-0	.000	0-0	.000	0	0	0	0.0	1	0	0	0	0	0	0	0.0			
13	BURKE, Shaan	1-0	00:12	0.2	0-0	.000	0-0	.000	0-0	.000	0	0	0	0.0	0	0	0	0	0	0	0	0.0			
31	ORBAUGH, Hogan	1-0	00:12	0.2	0-0	.000	0-0	.000	0-0	.000	0	0	0	0.0	0	0	0	0	0	0	0	0.0			
Team											27	32	59				12								
Total		20	4025		538-1145	.470	106-279	.380	239-331	.722	180	519	699	35.0	357	6	278	235	90	98	1421	71.1			
Opponents		20	4025		493-1172	.421	146-445	.328	269-382	.704	212	477	689	34.5	306	4	230	193	69	132	1401	70.1			

Team Statistics

	IND	OPP
Scoring	1421	1401
Points per game	71.1	70.1
Scoring margin	+1.0	-
Field goals-att	538-1145	493-1172
Field goal pct	.470	.421
3 point fg-att	106-279	146-445
3-point FG pct	.380	.328
3-pt FG made per game	5.3	7.3
Free throws-att	239-331	269-382
Free throw pct	.722	.704
F-Throws made per game	12.0	13.5
Rebounds	699	689
Rebounds per game	35.0	34.5
Rebounding margin	+0.5	-
Assists	278	230
Assists per game	13.9	11.5
Turnovers	235	193
Turnovers per game	11.8	9.7
Turnover margin	-2.1	-
Assist/turnover ratio	1.2	1.2
Steals	98	132
Steals per game	4.9	6.6
Blocks	90	69
Blocks per game	4.5	3.5
Winning streak	1	-
Home win streak	1	-
Attendance	171757	117240
Home games-Avg/Game	10-17176	10-11724
Neutral site-Avg/Game	-	0-0

Team Results

Date	Opponent	Score	Att.
12/03/2022	at Rutgers	L 48-63	8000
12/07/2022	Nebraska	W 81-65	17222
01/05/2023	at Iowa	L 89-91	1916
01/08/2023	Northwestern	L 83-84	16759
01/11/2023	at Penn St.	L 66-85	8502
01/14/2023	Wisconsin	W 63-45	17222
01/19/2023	at Illinois	W 80-65	15544
01/22/2023	Michigan St.	W 82-69	17222
01/25/2023	at Minnesota	W 61-57	9276
01/28/2023	Ohio St.	W 86-70	17222
01/31/2023	at Maryland	L 55-66	14583
02/04/2023	Purdue	W 79-74	17222
02/07/2023	Rutgers	W 66-60	17222
02/11/2023	at Michigan	W 62-61	12707
02/15/2023	at Northwestern	L 62-64	7039
02/18/2023	Illinois	W 71-68	17222
02/21/2023	at Michigan St.	L 65-80	14797
02/25/2023	at Purdue	W 79-71	14876
02/28/2023	Iowa	L 68-90	17222
03/05/2023	Michigan	Wot 75-73	17222

2022-23 BOX SCORES



Official Basketball Box Score - Final
Morehead State at Indiana
11/20/22 10:00 PM
2022-23 Men's Basketball

Game Score: 100-76
Final Score: 100-76
Attendance: 1,000

Officials: Chris Boyles, Andy Smith, Tony Lundy

Box score table for Game 1: Morehead State vs Indiana. Includes player names, minutes, points, rebounds, assists, steals, blocks, and fouls.

Box score table for Game 2: Indiana vs Miami (OH). Includes player names, minutes, points, rebounds, assists, steals, blocks, and fouls.

Technical Fouls and Points from Penalty Shooting table for Game 1.



Official Basketball Box Score - Final
Bethune-Cookman at Indiana
11/20/22 10:00 PM
2022-23 Men's Basketball

Game Score: 100-76
Final Score: 100-76
Attendance: 1,000

Officials: Chris Boyles, Andy Smith, Tony Lundy

Box score table for Game 2: Bethune-Cookman vs Indiana. Includes player names, minutes, points, rebounds, assists, steals, blocks, and fouls.

Box score table for Game 3: Indiana vs Xavier. Includes player names, minutes, points, rebounds, assists, steals, blocks, and fouls.

Technical Fouls and Points from Penalty Shooting table for Game 2.

Game 1 vs. Morehead State

Game 2 vs. Bethune-Cookman



Official Basketball Box Score - Final
Indiana at Xavier
11/20/22 10:00 PM
2022-23 Men's Basketball

Game Score: 100-76
Final Score: 100-76
Attendance: 1,000

Officials: Larry Shuler, Don Daly, Tony Ogden

Box score table for Game 3: Indiana vs Xavier. Includes player names, minutes, points, rebounds, assists, steals, blocks, and fouls.

Box score table for Game 4: Indiana vs Miami (OH). Includes player names, minutes, points, rebounds, assists, steals, blocks, and fouls.

Technical Fouls and Points from Penalty Shooting table for Game 3.



Official Basketball Box Score - Final
Miami (OH) at Indiana
11/20/22 10:00 PM
2022-23 Men's Basketball

Game Score: 100-76
Final Score: 100-76
Attendance: 1,000

Officials: Chris Boyles, Andy Smith, Tony Lundy

Box score table for Game 4: Miami (OH) vs Indiana. Includes player names, minutes, points, rebounds, assists, steals, blocks, and fouls.

Box score table for Game 5: Indiana vs Miami (OH). Includes player names, minutes, points, rebounds, assists, steals, blocks, and fouls.

Technical Fouls and Points from Penalty Shooting table for Game 4.

Game 3 at Xavier

Game 4 vs. Miami (Ohio)

SCHEDULE/RESULTS

Game Records

Record	Overall	Home	Away	Neutral
ALL GAMES	23-12	15-2	5-7	3-3
CONFERENCE	12-8	8-2	4-6	0-0
NON-CONFERENCE	11-4	7-0	1-1	3-3

Team Results

Date	Opponent	Score	Att.	High Points	High Rebounds
11/07/2022	Morehead St. W	88-53	17222	(15) JACKSON-DAVIS, Trayce (15) RENEAU, Malik	(7) JACKSON-DAVIS, Trayce
11/10/2022	Bethune-Cookman W	101-49	17222	(21) JACKSON-DAVIS, Trayce	(6) JACKSON-DAVIS, Trayce
11/18/2022	at Xavier W	81-79	10586	(30) JACKSON-DAVIS, Trayce	(8) THOMPSON, Race
11/20/2022	vs Miami (OH) W	86-56	8737	(17) JACKSON-DAVIS, Trayce	(16) JACKSON-DAVIS, Trayce
11/23/2022	Little Rock W	87-68	11829	(20) THOMPSON, Race	(8) THOMPSON, Race
11/25/2022	Jackson St. W	90-51	13135	(22) BATES, Tamar	(6) GERONIMO, Jordan
11/30/2022	North Carolina W	77-65	17222	(21) JACKSON-DAVIS, Trayce	(10) JACKSON-DAVIS, Trayce
12/03/2022	at Rutgers L	48-63	8000	(21) KOPP, Miller	(10) JACKSON-DAVIS, Trayce
12/07/2022	Nebraska W	81-65	17222	(20) GALLOWAY, Trey	(11) JACKSON-DAVIS, Trayce
12/10/2022	vs Arizona L	75-89	13357	(16) THOMPSON, Race	(9) THOMPSON, Race
12/17/2022	at Kansas L	62-84	16300	(13) JACKSON-DAVIS, Trayce	(6) JACKSON-DAVIS, Trayce (6) HOOD-SCHIFINO, Jalen
12/20/2022	Elon W	96-72	12356	(18) THOMPSON, Race	(11) THOMPSON, Race
12/23/2022	Kennesaw St. W	69-55	12978	(19) BATES, Tamar	(14) THOMPSON, Race
01/05/2023	at Iowa L	89-91	11916	(30) JACKSON-DAVIS, Trayce	(9) KOPP, Miller (9) JACKSON-DAVIS, Trayce
01/08/2023	Northwestern L	83-84	16759	(33) HOOD-SCHIFINO, Jalen	(24) JACKSON-DAVIS, Trayce
01/11/2023	at Penn St. L	66-85	8502	(14) JACKSON-DAVIS, Trayce	(11) JACKSON-DAVIS, Trayce
01/14/2023	Wisconsin W	63-45	17222	(18) JACKSON-DAVIS, Trayce	(12) JACKSON-DAVIS, Trayce
01/19/2023	at Illinois W	80-65	15544	(35) JACKSON-DAVIS, Trayce	(9) JACKSON-DAVIS, Trayce
01/22/2023	Michigan St. W	82-69	17222	(31) JACKSON-DAVIS, Trayce	(15) JACKSON-DAVIS, Trayce
01/25/2023	at Minnesota W	61-57	9276	(25) JACKSON-DAVIS, Trayce	(21) JACKSON-DAVIS, Trayce
01/28/2023	Ohio St. W	86-70	17222	(24) HOOD-SCHIFINO, Jalen	(10) JACKSON-DAVIS, Trayce
01/31/2023	at Maryland L	55-66	14583	(18) JACKSON-DAVIS, Trayce	(20) JACKSON-DAVIS, Trayce
02/04/2023	Purdue W	79-74	17222	(25) JACKSON-DAVIS, Trayce	(7) JACKSON-DAVIS, Trayce
02/07/2023	Rutgers W	66-60	17222	(20) JACKSON-DAVIS, Trayce	(18) JACKSON-DAVIS, Trayce
02/11/2023	at Michigan W	62-61	12707	(28) JACKSON-DAVIS, Trayce	(11) JACKSON-DAVIS, Trayce
02/15/2023	at Northwestern L	62-64	7039	(23) JACKSON-DAVIS, Trayce	(10) JACKSON-DAVIS, Trayce
02/18/2023	Illinois W	71-68	17222	(26) JACKSON-DAVIS, Trayce	(12) JACKSON-DAVIS, Trayce
02/21/2023	at Michigan St. L	65-80	14797	(19) JACKSON-DAVIS, Trayce	(7) JACKSON-DAVIS, Trayce
02/25/2023	at Purdue W	79-71	14876	(35) HOOD-SCHIFINO, Jalen	(8) JACKSON-DAVIS, Trayce
02/28/2023	Iowa L	68-90	17222	(26) JACKSON-DAVIS, Trayce	(13) JACKSON-DAVIS, Trayce
03/05/2023	Michigan Wot	75-73	17222	(27) JACKSON-DAVIS, Trayce	(10) THOMPSON, Race
03/10/2023	vs Maryland W	70-60	18892	(24) JACKSON-DAVIS, Trayce	(11) RENEAU, Malik
03/11/2023	vs Penn St. L	73-77	18059	(24) JACKSON-DAVIS, Trayce	(10) JACKSON-DAVIS, Trayce
03/17/2023	vs Kent St. W	71-60	13989	(24) JACKSON-DAVIS, Trayce	(11) JACKSON-DAVIS, Trayce
03/19/2023	vs Miami (FL) L	69-85	13984	(23) JACKSON-DAVIS, Trayce	(8) JACKSON-DAVIS, Trayce

Attendance Summary

	Games	Attend	Avg/Game
Home	17	273721	16101
Away	12	144126	12011
Neutral	6	87018	14503
Total	35	504865	14425

TEAM HIGHS - INDIANA

POINTS	101	Bethune-Cookman (11/10/2022)
	96	Elon (12/20/2022)
	90	Jackson St. (11/25/2022)
	89	at Iowa (01/05/2023)
	88	Morehead St. (11/07/2022)
FIELD GOALS MADE	40	Elon (12/20/2022)
	36	Morehead St. (11/07/2022)
FIELD GOAL ATTEMPTS	69	Elon (12/20/2022)
	69	vs Arizona (N) (12/10/2022)
FIELD GOAL PERCENTAGE	.618 (34-55)	at Illinois (03/19/2023)
	.610 (36-59)	Morehead St. (11/07/2022)
3 PT FG MADE	11	Nebraska (12/07/2022)
	10	Ohio St. (01/28/2023)
	10	vs Arizona (N) (12/10/2022)
	10	Jackson St. (11/25/2022)
	10	Bethune-Cookman (11/10/2022)
3 PT FG ATTEMPTS	25	vs Miami (FL) (N) (03/19/2023)
	25	vs Arizona (N) (12/10/2022)
	25	Nebraska (12/07/2022)
	25	at Rutgers (12/03/2022)
	25	
3 PT FG PERCENTAGE	.600 (9-15)	Michigan St. (01/22/2023)
	.533 (8-15)	at Iowa (01/05/2023)
FREE THROWS MADE	21	Michigan St. (01/22/2023)
	21	Bethune-Cookman (11/10/2022)
FREE THROW ATTEMPTS	26	at Iowa (01/05/2023)
	26	Kennesaw St. (12/23/2022)
	26	at Xavier (11/18/2022)
FREE THROW PERCENTAGE	.955 (21-22)	Bethune-Cookman (11/10/2022)
	.875 (21-24)	Michigan St. (01/22/2023)
REBOUNDS	46	vs Miami (OH) (N) (11/20/2022)
	45	at Minnesota (01/25/2023)
ASSISTS	27	Bethune-Cookman (11/10/2022)
	23	Elon (12/20/2022)
	23	Jackson St. (11/25/2022)
STEALS	11	Purdue (02/04/2023)
	11	Elon (12/20/2022)
BLOCKED SHOTS	11	Little Rock (11/23/2022)
	10	at Minnesota (01/25/2023)
TURNOVERS	23	at Kansas (12/17/2022)
	17	at Illinois (03/19/2023)
FOULS	23	at Purdue (02/25/2023)
	23	at Iowa (01/05/2023)

PLAYER HIGHS - INDIANA

POINTS	35	Jalen Hood-Schifino at Purdue (02/25/2023)
	35	Trayce Jackson-Davis at Illinois (01/19/2023)
	33	Jalen Hood-Schifino vs Northwestern (01/08/2023)
	31	Trayce Jackson-Davis vs Michigan St. (01/22/2023)
	30	Trayce Jackson-Davis at Iowa (01/05/2023)
FIELD GOALS MADE	15	Trayce Jackson-Davis at Illinois (01/19/2023)
	14	Jalen Hood-Schifino at Purdue (02/25/2023)
FIELD GOAL ATTEMPTS	24	Jalen Hood-Schifino at Purdue (02/25/2023)
	23	Trayce Jackson-Davis at Michigan (02/11/2023)
FIELD GOAL PERCENTAGE (min 5 made)	.900 (9-10)	Trayce Jackson-Davis vs Bethune-Cookman (11/10/2022)
	.875 (7-8)	Race Thompson vs Little Rock (11/23/2022)
	.875 (7-8)	Xavier Johnson at Xavier (11/18/2022)
3 PT FG MADE	6	Jalen Hood-Schifino vs Ohio St. (01/28/2023)
	5	Tamar Bates vs Michigan St. (01/22/2023)
	5	Jalen Hood-Schifino vs Northwestern (01/08/2023)
	5	Jalen Hood-Schifino at Iowa (01/05/2023)
	5	Tamar Bates vs Nebraska (12/07/2022)
	5	Miller Kopp at Rutgers (12/03/2022)
3 PT FG ATTEMPTS	9	Jalen Hood-Schifino vs Ohio St. (01/28/2023)
	9	Miller Kopp at Rutgers (12/03/2022)
3 PT FG PERCENTAGE (min 2 made)	1.000 (3-3)	Trey Galloway vs Michigan St. (01/22/2023)
	1.000 (2-2)	Trey Galloway at Maryland (01/31/2023)
	1.000 (2-2)	Trey Galloway vs Kennesaw St. (12/23/2022)
	1.000 (2-2)	Tamar Bates vs Elon (12/20/2022)
	1.000 (2-2)	Xavier Johnson at Xavier (11/18/2022)
	1.000 (2-2)	Miller Kopp vs Morehead St. (11/07/2022)
FREE THROWS MADE	11	Trayce Jackson-Davis vs Michigan St. (01/22/2023)
	9	Trayce Jackson-Davis at Northwestern (02/15/2023)
FREE THROW ATTEMPTS	13	Trayce Jackson-Davis vs Maryland (N) (03/10/2023)
	13	Trayce Jackson-Davis vs Michigan St. (01/22/2023)
FREE THROW PERCENTAGE (min 3 made)	1.000 (6-6)	Race Thompson vs Little Rock (11/23/2022)
	1.000 (6-6)	Kaleb Banks vs Bethune-Cookman (11/10/2022)
REBOUNDS	24	Trayce Jackson-Davis vs Northwestern (01/08/2023)
	21	Trayce Jackson-Davis at Minnesota (01/25/2023)
ASSISTS	11	Xavier Johnson vs Arizona (N) (12/10/2022)
	10	Trayce Jackson-Davis vs Nebraska (12/07/2022)
	10	Xavier Johnson vs Little Rock (11/23/2022)
STEALS	4	Race Thompson vs Michigan (03/05/2023)
	4	Trayce Jackson-Davis vs Iowa (02/28/2023)
	4	Xavier Johnson at Rutgers (12/03/2022)
	4	
BLOCKED SHOTS	9	Trayce Jackson-Davis at Kansas (12/17/2022)
	9	Trayce Jackson-Davis at Minnesota (01/25/2023)
TURNOVERS	7	Xavier Johnson vs Nebraska (12/07/2022)
	6	Trayce Jackson-Davis at Michigan St. (02/21/2023)
	6	Jalen Hood-Schifino at Michigan (02/11/2023)
	6	Jalen Hood-Schifino vs Northwestern (01/08/2023)
	6	Xavier Johnson at Rutgers (12/03/2022)
FOULS	5	Trey Galloway vs Michigan (03/05/2023)
	5	Miller Kopp at Michigan St. (02/21/2023)
	5	Malik Reneau at Maryland (01/31/2023)
	5	Malik Reneau vs Michigan St. (01/22/2023)
	5	Jordan Geronimo vs Michigan St. (01/22/2023)



GAME HIGHS - OPPONENT

POINTS	91	at Iowa (01/05/2023)
	90	Iowa (02/28/2023)
	89	vs Arizona (N) (12/10/2022)
	85	vs Miami (FL) (N) (03/19/2023)
	85	at Penn St. (01/11/2023)
FIELD GOALS MADE	35	at Kansas (12/17/2022)
	34	vs Miami (FL) (N) (03/19/2023)
FIELD GOAL ATTEMPTS	70	vs Miami (FL) (N) (03/19/2023)
	69	vs Kent St. (N) (03/17/2023)
FIELD GOAL PERCENTAGE	556	(30-54) Iowa (02/28/2023)
	542	(32-59) at Penn St. (01/11/2023)
3 PT FG MADE	18	at Penn St. (01/11/2023)
	13	Iowa (02/28/2023)
3 PT FG ATTEMPTS	34	vs Miami (OH) (N) (11/20/2022)
	33	at Northwestern (02/15/2023)
3 PT FG PERCENTAGE	581	(18-31) at Penn St. (01/11/2023)
	565	(13-23) Iowa (02/28/2023)
FREE THROWS MADE	25	at Maryland (01/31/2023)
	23	vs Penn St. (N) (03/11/2023)
FREE THROW ATTEMPTS	33	at Purdue (02/25/2023)
	29	at Maryland (01/31/2023)
FREE THROW PERCENTAGE	1.000	(14-14) at Northwestern (02/15/2023)
	1.000	(7-7) at Kansas (12/17/2022)
REBOUNDS	48	vs Miami (FL) (N) (03/19/2023)
	47	at Rutgers (12/03/2022)
ASSISTS	21	vs Arizona (N) (12/10/2022)
	19	Iowa (02/28/2023)
	19	at Penn St. (01/11/2023)
	19	at Kansas (12/17/2022)
STEALS	17	at Kansas (12/17/2022)
	14	Northwestern (01/08/2023)
BLOCKED SHOTS	9	Illinois (02/18/2023)
	6	Michigan (03/05/2023)
TURNOVERS	6	at Michigan (02/11/2023)
	22	Jackson St. (11/25/2022)
FOULS	21	Morehead St. (11/07/2022)
	21	Kennesaw St. (12/23/2022)
	21	Little Rock (11/23/2022)
	21	at Xavier (11/18/2022)
	21	Bethune-Cookman (11/10/2022)

PLAYER HIGHS - OPPONENT

POINTS	33	Zach Edey vs Purdue (02/04/2023)
	30	Kris Murray at Iowa (01/05/2023)
	28	Jalen Pickett vs Penn St. (N) (03/11/2023)
	26	Kris Murray vs Iowa (02/28/2023)
	26	Zach Edey at Purdue (02/25/2023)
	26	Terrence Shannon Jr. at Illinois (01/19/2023)
	26	Bob Bulie vs Northwestern (01/08/2023)
FIELD GOALS MADE	11	Zach Edey vs Purdue (02/04/2023)
	11	Kris Murray at Iowa (01/05/2023)
FIELD GOAL ATTEMPTS	19	Jalen Pickett vs Penn St. (N) (03/11/2023)
	19	Zach Edey vs Purdue (02/04/2023)
FIELD GOAL PERCENTAGE (min 5 made)	.789	(15-19) Zach Edey vs Purdue (02/04/2023)
	.778	(7-9) A.J. Hoggard at Michigan St. (02/21/2023)
3 PT FG MADE	7	Seth Lundy at Penn St. (01/11/2023)
	7	Andrew Funk at Penn St. (01/11/2023)
3 PT FG ATTEMPTS	12	Seth Lundy at Penn St. (01/11/2023)
	12	Andrew Funk at Penn St. (01/11/2023)
3 PT FG PERCENTAGE (min 2 made)	1.000	(3-3) Adama Ball vs Arizona (N) (12/10/2022)
	1.000	(2-2) Jalen Pickett at Penn St. (01/11/2023)
	1.000	(2-2) Simeon Cottle vs Kennesaw St. (12/23/2022)
	1.000	(2-2)
FREE THROWS MADE	10	Zach Edey at Purdue (02/25/2023)
	9	Jalen Pickett vs Penn St. (N) (03/11/2023)
FREE THROW ATTEMPTS	9	Joey Hauser vs Michigan St. (01/22/2023)
	14	Zach Edey at Purdue (02/25/2023)
FREE THROW PERCENTAGE (min 3 made)	1.000	12) Joey Hauser vs Michigan St. (01/22/2023)
	1.000	(8-8) Seth Lundy vs Penn St. (N) (03/11/2023)
	1.000	(6-6) Malik Hall at Michigan St. (02/21/2023)
	1.000	(6-6) Bob Bulie vs Northwestern (02/15/2023)
	1.000	(6-6) Dontia Scott at Maryland (01/31/2023)
	1.000	(6-6) Connor McCaffery at Iowa (01/05/2023)
	1.000	(6-6) Pelle Larsson vs Arizona (N) (12/10/2022)
	1.000	(6-6) C.J. Wilcher vs Nebraska (12/07/2022)
	1.000	(6-6) Caleb McConnell at Rutgers (12/03/2022)
REBOUNDS	18	Zach Edey vs Purdue (02/04/2023)
	16	Zach Edey at Purdue (02/25/2023)
ASSISTS	10	Dajuan Harris at Kansas (12/17/2022)
	8	Tony Perkins vs Iowa (02/28/2023)
	8	Jalen Pickett at Penn St. (01/11/2023)
	8	Chase Audige vs Northwestern (01/08/2023)
STEALS	6	Chase Audige vs Northwestern (01/08/2023)
	5	Kevin McCullar at Kansas (12/17/2022)
BLOCKED SHOTS	5	Grady Dick at Kansas (12/17/2022)
	5	Hunter Dickinson vs Michigan (03/05/2023)
TURNOVERS	5	Matthew Mayer vs Illinois (02/18/2023)
	6	Kerr Kriisa vs Arizona (N) (12/10/2022)
FOULS	5	Zach Edey vs Purdue (02/04/2023)
	5	Derrick Walker vs Nebraska (12/07/2022)
	5	Jake Wolfe vs Morehead St. (11/07/2022)
	5	Patrick Emilien vs Maryland (N) (03/10/2023)
	5	Treyton Thompson at Minnesota (01/25/2023)
	5	Ty Berry vs Northwestern (01/08/2023)
	5	Filip Brabaca at Iowa (01/05/2023)
	5	Kasen Jennings vs Kennesaw St. (12/23/2022)
	5	Sam Sherry vs Elon (12/20/2022)
	5	Clifford Omoruyi at Rutgers (12/03/2022)

COMPARISON STATS

Team Statistics

	IND	OPP
Scoring	2616	2404
Points per game	74.7	68.7
Scoring margin	+6.1	-
Field goals-att	994-2044	852-2084
Field goal pct	.486	.409
3 point fg-att	200-544	263-787
3-point FG pct	.368	.334
3-pt FG made per game	5.7	7.5
Free throws-att	428-602	437-621
Free throw pct	.711	.704
F-Throws made per game	12.2	12.5
Rebounds	1250	1199
Rebounds per game	35.7	34.3
Rebounding margin	+1.5	-
Assists	533	408
Assists per game	15.2	11.7
Turnovers	402	391
Turnovers per game	11.5	11.2
Turnover margin	-0.3	-
Assist/turnover ratio	1.3	1.0
Steals	203	229
Steals per game	5.8	6.5
Blocks	177	111
Blocks per game	5.1	3.2
Winning streak	0	-
Home win streak	1	-
Attendance	273721	144126
Home games-Avg/Game	17-16101	12-12011
Neutral site-Avg/Game	-	6-14503

Score by Periods

Team	1st	2nd	OT	TOT
Indiana	1242	1368	6	2616
Opponents	1174	1226	4	2404



TEAM GAME-BY-GAME

Opponent	Date	Score	Total			3-Pointers		Free throws		Rebounds				PF	A	TO	BLK	STL	PTS	AVG
			FG-FGA	PCT	3FG-3FGA	PCT	FT-FTA	PCT	OFF	DEF	TOT	AVG								
Morehead St.	11/07/2022	88-53	W	36-59	.610	4-11	.364	12-21	.571	6	27	33	33.0	12	16	10	4	9	88	88.0
Bethune-Cookman	11/10/2022	101-49	W	35-60	.583	10-24	.417	21-22	.955	12	29	41	37.0	18	27	13	2	10	101	94.5
at Xavier	11/18/2022	81-79	W	30-58	.517	4-12	.333	17-26	.654	12	25	37	37.0	20	16	11	7	6	81	90.0
vs Miami (OH)	11/20/2022	86-56	W	31-63	.492	7-21	.333	17-24	.708	14	32	46	39.3	14	15	11	7	8	86	89.0
Little Rock	11/23/2022	87-68	W	34-59	.576	6-17	.353	13-19	.684	7	34	41	39.6	20	18	13	11	3	87	88.6
Jackson St.	11/25/2022	90-51	W	34-59	.576	10-22	.455	12-16	.750	7	25	32	38.3	13	23	10	5	10	90	88.8
North Carolina	11/30/2022	77-65	W	31-62	.500	3-13	.231	12-18	.667	9	31	40	38.6	21	13	8	6	7	77	87.1
at Rutgers	12/03/2022	48-63	L	17-56	.304	6-25	.240	8-14	.571	9	24	33	37.9	20	9	14	5	5	48	82.3
Nebraska	12/07/2022	81-65	W	32-60	.533	11-25	.440	6-8	.750	7	28	35	37.6	15	22	15	6	8	81	82.1
vs Arizona	12/10/2022	75-89	L	29-69	.420	10-25	.400	7-9	.778	13	21	34	37.2	19	18	10	3	6	75	81.4
at Kansas	12/17/2022	62-84	L	20-53	.377	6-19	.316	16-20	.800	9	23	32	36.7	10	13	23	9	9	62	79.6
Elon	12/20/2022	96-72	W	40-69	.580	8-20	.400	8-14	.571	10	29	39	36.9	20	23	13	6	11	96	81.0
Kennesaw St.	12/23/2022	69-55	W	23-46	.500	7-18	.389	16-26	.615	5	35	40	37.2	15	12	11	3	2	69	80.1
at Iowa	01/05/2023	89-91	L	32-59	.542	8-15	.533	17-26	.654	9	23	32	36.8	23	21	14	7	6	89	80.7
Northwestern	01/08/2023	83-84	L	32-62	.516	9-18	.500	10-14	.714	11	29	40	37.0	21	14	16	5	2	83	80.9
at Penn St.	01/11/2023	66-85	L	26-59	.441	4-14	.286	10-18	.556	13	25	38	37.1	10	15	11	4	1	66	79.9
Wisconsin	01/14/2023	63-45	W	29-62	.468	1-8	.125	4-5	.800	9	33	42	37.4	16	10	8	6	4	63	78.9
at Illinois	01/19/2023	80-65	W	34-55	.618	3-9	.333	9-13	.692	9	30	39	37.4	19	13	17	6	4	80	79.0
Michigan St.	01/22/2023	82-69	W	26-55	.473	9-15	.600	21-24	.875	9	23	32	37.2	21	13	9	6	4	82	79.2
at Minnesota	01/25/2023	61-57	W	23-56	.411	4-14	.286	11-18	.611	10	35	45	37.6	16	17	10	10	2	61	78.3
Ohio St.	01/28/2023	86-70	W	32-64	.500	10-20	.500	12-17	.706	15	24	39	37.6	19	17	9	3	5	86	78.6
at Maryland	01/31/2023	55-66	L	21-56	.375	3-11	.273	10-12	.833	12	28	40	37.7	20	11	12	3	2	55	77.5
Purdue	02/04/2023	79-74	W	30-57	.526	4-10	.400	15-18	.833	8	14	22	37.0	19	11	8	5	11	79	77.6
Rutgers	02/07/2023	66-60	W	22-48	.458	5-12	.417	17-24	.708	9	26	35	37.0	13	15	14	2	5	66	77.1
at Michigan	02/11/2023	62-61	W	23-53	.434	2-6	.333	14-18	.778	7	26	33	36.8	16	12	13	4	3	62	76.5
at Northwestern	02/15/2023	62-64	L	22-45	.489	3-11	.273	15-20	.750	5	31	36	36.8	13	15	13	2	1	62	76.0
Illinois	02/18/2023	71-68	W	29-66	.439	5-11	.455	8-13	.615	15	26	41	36.9	17	15	14	7	8	71	75.8
at Michigan St.	02/21/2023	65-80	L	24-51	.471	5-14	.357	12-16	.750	5	19	24	36.5	18	10	12	1	5	65	75.4
at Purdue	02/25/2023	79-71	W	31-61	.508	7-15	.467	10-12	.833	5	25	30	36.2	23	16	8	3	4	79	75.5
Iowa	02/28/2023	68-90	L	25-58	.431	2-11	.182	16-20	.800	6	21	27	35.9	19	11	10	1	8	68	75.3
Michigan	03/05/2023	75-73	Wot	28-62	.452	5-15	.333	14-21	.667	7	29	36	35.9	19	11	8	4	10	75	75.3
vs Maryland	03/10/2023	70-60	W	27-51	.529	4-10	.400	12-20	.600	8	28	36	35.9	16	17	10	8	4	70	75.1
vs Penn St.	03/11/2023	73-77	L	31-66	.470	2-14	.143	9-11	.818	7	23	30	35.8	17	20	5	2	7	73	75.0
vs Kent St.	03/17/2023	71-60	W	29-62	.468	5-14	.357	8-11	.727	10	29	39	35.9	13	14	7	7	4	71	74.9
Total		2547		968-1981	.489	192-519	.370	419-588	.713	309	910	1219	35.9	585	523	390	170	194	2547	74.9
Opponents		2319		818-2014	.406	254-764	.332	429-608	.706	359	792	1151	33.9	548	394	379	108	222	2319	68.2

Indiana Averages

Games Played	Points/game	FG Pct	3FG Pct	FT Pct	Rebounds/game	Assists/game	Turnovers/game	Assist/Turnover ratio	Steals/game	Blocks/game
34	74.9	48.9	37.0	71.3	35.9	15.4	11.5	1.3	5.7	5.0



OPPONENT GAME-BY-GAME

Opponent	Date	Score		Total			3-Pointers		Free throws		Rebounds				PTS	AVG				
				FG-FGA	PCT	3FG-3FGA	PCT	FT-FTA	PCT	OFF	DEF	TOT	AVG	PF			A	TO	BLK	STL
Morehead St.	11/07/2022	88-53	W	20-54	.370	9-30	.300	4-5	.800	7	21	28	28.0	18	8	21	1	4	53	53.0
Bethune-Cookman	11/10/2022	101-49	W	20-51	.392	3-15	.200	6-13	.462	5	14	19	23.5	21	8	19	1	7	49	51.0
at Xavier	11/18/2022	81-79	W	28-64	.438	7-17	.412	16-22	.727	13	21	34	27.0	21	18	12	5	8	79	60.3
vs Miami (OH)	11/20/2022	86-56	W	22-68	.324	10-34	.294	2-5	.400	14	21	35	29.0	19	10	14	4	5	56	59.3
Little Rock	11/23/2022	87-68	W	22-66	.333	7-25	.280	17-24	.708	14	20	34	30.0	21	11	12	2	4	68	61.0
Jackson St.	11/25/2022	90-51	W	19-53	.358	6-22	.273	7-13	.538	8	22	30	30.0	15	6	22	3	7	51	59.3
North Carolina	11/30/2022	77-65	W	20-59	.339	5-18	.278	20-27	.741	12	27	39	31.3	18	5	10	3	4	65	60.1
at Rutgers	12/03/2022	48-63	L	22-60	.367	6-21	.286	13-19	.684	17	30	47	33.3	18	11	13	5	7	63	60.5
Nebraska	12/07/2022	81-65	W	24-56	.429	6-23	.261	11-14	.786	4	21	25	32.3	11	10	13	1	6	65	61.0
vs Arizona	12/10/2022	75-89	L	31-63	.492	10-25	.400	17-25	.680	16	28	44	33.5	15	21	10	5	6	89	63.8
at Kansas	12/17/2022	62-84	L	35-68	.515	7-16	.438	7-7	1.000	10	25	35	33.6	15	19	14	4	17	84	65.6
Elon	12/20/2022	96-72	W	25-53	.472	10-24	.417	12-17	.706	1	22	23	32.8	14	11	19	0	9	72	66.2
Kennesaw St.	12/23/2022	69-55	W	18-55	.327	10-25	.400	9-15	.600	4	24	28	32.4	22	13	8	2	5	55	65.3
at Iowa	01/05/2023	89-91	L	31-65	.477	7-19	.368	22-25	.880	13	24	37	32.7	18	16	12	3	7	91	67.1
Northwestern	01/08/2023	83-84	L	29-63	.460	7-19	.368	19-28	.679	9	23	32	32.7	19	15	7	5	14	84	68.3
at Penn St.	01/11/2023	66-85	L	32-59	.542	18-31	.581	3-4	.750	3	26	29	32.4	15	19	7	4	6	85	69.3
Wisconsin	01/14/2023	63-45	W	18-56	.321	5-24	.208	4-11	.364	8	24	32	32.4	11	6	9	0	4	45	67.9
at Illinois	01/19/2023	80-65	W	24-62	.387	8-19	.421	9-23	.391	14	13	27	32.1	8	7	9	2	11	65	67.9
Michigan St.	01/22/2023	82-69	W	23-53	.434	4-14	.286	19-28	.679	8	22	30	32.0	20	6	10	1	5	69	67.8
at Minnesota	01/25/2023	61-57	W	22-64	.344	5-25	.200	8-14	.571	11	28	39	32.4	13	14	5	4	8	57	67.3
Ohio St.	01/28/2023	86-70	W	26-59	.441	5-19	.263	13-19	.684	12	21	33	32.4	18	9	8	2	5	70	67.4
at Maryland	01/31/2023	55-66	L	18-53	.340	5-22	.227	25-29	.862	10	23	33	32.4	12	7	5	5	6	66	67.3
Purdue	02/04/2023	79-74	W	29-57	.509	6-18	.333	10-17	.588	17	21	38	32.7	16	15	16	3	4	74	67.6
Rutgers	02/07/2023	66-60	W	23-58	.397	8-25	.320	6-10	.600	11	20	31	32.6	17	11	10	1	8	60	67.3
at Michigan	02/11/2023	62-61	W	23-54	.426	5-20	.250	10-13	.769	5	26	31	32.5	16	8	11	6	7	61	67.0
at Northwestern	02/15/2023	62-64	L	21-57	.368	8-33	.242	14-14	1.000	5	20	25	32.2	16	8	4	3	7	64	66.9
Illinois	02/18/2023	71-68	W	24-61	.393	6-20	.300	14-18	.778	12	25	37	32.4	16	9	11	9	9	68	67.4
at Michigan St.	02/21/2023	65-80	L	26-55	.473	10-21	.476	18-19	.947	10	23	33	32.4	13	14	10	2	6	80	67.4
at Purdue	02/25/2023	79-71	W	22-63	.349	5-23	.217	22-33	.667	21	25	46	32.9	15	15	10	3	6	71	67.6
Iowa	02/28/2023	68-90	L	30-54	.556	13-23	.565	17-25	.680	9	30	39	33.1	16	19	10	4	1	90	68.3
Michigan	03/05/2023	75-73	Wot	26-63	.413	9-26	.346	12-19	.632	13	32	45	33.5	18	11	13	6	5	73	68.5
vs Maryland	03/10/2023	70-60	W	20-62	.323	9-24	.375	11-15	.733	15	18	33	33.5	16	12	8	4	6	60	68.2
vs Penn St.	03/11/2023	73-77	L	23-57	.404	8-23	.348	23-26	.885	9	29	38	33.6	15	11	8	1	2	77	68.5
vs Kent St.	03/17/2023	71-60	W	22-69	.319	7-21	.333	9-12	.750	19	23	42	33.9	12	11	9	4	6	60	68.2
Total		2319		818-2014	.406	254-764	.332	429-608	.706	359	792	1151	33.9	548	379	108	222	2319	68.2	
Indiana		2547		968-1981	.489	192-519	.370	419-588	.713	309	910	1219	35.9	585	523	390	170	194	2547	74.9

Opponents Averages

Games Played	Points/game	FG Pct	3FG Pct	FT Pct	Rebounds/game	Assists/game	Turnovers/game	Assist/Turnover ratio	Steals/game	Blocks/game
34	68.2	40.6	33.2	70.6	33.9	11.6	11.1	1.0	6.5	3.2

2022-23 BIG TEN

2022-23 BIG TEN STANDINGS

SCHOOL	CONF.	CPCT.	OVERALL	PCT.	PF/PA	HOME	AWAY	NEUT.
Purdue	15-5	.750	29-6	.829	2543-2196	14-2	8-3	7-1
Indiana	12-8	.600	23-12	.657	2616-2404	15-2	5-7	3-3
Northwestern	12-8	.600	22-12	.647	2304-2133	13-5	7-4	2-3
Michigan State	11-8	.579	21-13	.618	2411-2309	12-2	4-7	5-4
Maryland	11-9	.550	22-13	.629	2440-2222	16-1	2-9	4-3
Illinois	11-9	.550	20-13	.606	2452-2216	15-2	3-7	2-4
Iowa	11-9	.550	19-14	.576	2642-2464	14-3	4-7	1-4
Michigan	11-9	.550	18-16	.529	2494-2367	13-4	3-8	2-4
Penn State	10-10	.500	23-14	.622	2673-2524	13-4	4-7	6-3
Rutgers	10-10	.500	19-15	.559	2326-2079	14-6	4-7	1-2
Wisconsin	9-11	.450	20-15	.571	2284-2225	11-6	6-6	3-3
Nebraska	9-11	.450	16-16	.500	2175-2236	11-4	4-8	1-4
Ohio State	5-15	.250	16-19	.457	2538-2414	10-6	1-10	5-3
Minnesota	2-17	.105	9-22	.290	1949-2202	6-11	1-9	2-2

2023 BIG TEN TOURNAMENT • UNITED CENTER • CHICAGO

FIRST ROUND (MARCH 8)

#13 Ohio State 65, #12 Wisconsin 12
#14 Minnesota 78, #11 Nebraska 75

SECOND ROUND (MARCH 9)

#9 Rutgers 62, #8 Michigan 50
#13 Ohio State 73, #5 Iowa 69
#10 Penn State 79, #7 Illinois 76
#6 Maryland 70, #14 Minnesota 54

QUARTERFINALS (MARCH 10)

#1 Purdue 70, #9 Rutgers 65
#13 Ohio State 68, #4 Michigan State 58
#10 Penn State 67, #2 Northwestern 65 (OT)
#3 Indiana 70, #6 Maryland 60

SEMIFINALS (MARCH 11)

#1 Purdue 80, #13 Ohio State 66
#10 Penn State 77, #3 Indiana 73

CHAMPIONSHIP GAME (MARCH 12)

#1 Purdue 67, #10 Penn State 65

2022-23 ALL BIG TEN

As selected by the Big Ten Coaches

PLAYER OF THE YEAR
Zach Edey, Purdue

DEF. PLAYER OF THE YEAR
Chase Audige, Northwestern
Caleb McConnell, Rutgers

FRESHMAN OF THE YEAR
Jalen Hood-Schifino, Indiana

SIXTH MAN OF THE YEAR
Payton Sandfort, Iowa

COACH OF THE YEAR
Chris Collins, Northwestern

ASST. COACH OF THE YEAR
Chris Lowery, Northwestern

FIRST TEAM
Terrence Shannon Jr., Illinois
TRAYCE JACKSON-DAVIS, Indiana
Kris Murray, Iowa
Jalen Pickett, Penn State
ZACH EDEY, PURDUE

SECOND TEAM*
Jahmir Young, Maryland
Hunter Dickinson, Michigan
Tyson Walker, Michigan State
Derrick Walker, Nebraska
Chase Audige, Northwestern
Boo Buie, Northwestern

THIRD TEAM
Matthew Mayer, Illinois
Jalen Hood-Schifino, Indiana
Kobe Bufkin, Michigan
Jett Howard, Michigan
Clifford Omoruyi, Rutgers

HONORABLE MENTION
Connor McCaffery, Iowa
Tony Perkins, Iowa
Filip Rebraca, Iowa
Julian Reese, Maryland
Hakim Hart, Maryland
Donta Scott, Maryland
Joey Hauser, Michigan State
A.J. Hoggard, Michigan State
Dawson Garcia, Minnesota
Keisei Tominaga, Nebraska
Zed Key, Ohio State
Brice Sensabaugh, Ohio State
Justice Sueling, Ohio State
Andrew Funk, Penn State
Seth Lundy, Penn State
Braden Smith, Purdue
Fletcher Loyer, Purdue
Caleb McConnell, Rutgers
Paul Mulcahy, Rutgers
Cam Spencer, Rutgers
Chucky Hepburn, Wisconsin

ALL-FRESHMAN TEAM
Jalen Hood-Schifino, Indiana
Jett Howard, Michigan
Brice Sensabaugh, Ohio State
Braden Smith, Purdue
Connor Essegian, Wisconsin

ALL-DEFENSIVE TEAM
Trayce Jackson-Davis, Indiana
Chase Audige, Northwestern
Zach Edey, Purdue
Caleb McConnell, Rutgers
Clifford Omoruyi, Rutgers

Unanimous selections in ALL CAPS
*Additional honorees due to ties

As selected by the Big Ten Media

PLAYER OF THE YEAR
Zach Edey, Purdue

FRESHMAN OF THE YEAR
Jalen Hood-Schifino, Indiana

COACH OF THE YEAR
Chris Collins, Northwestern

FIRST TEAM*
TRAYCE JACKSON-DAVIS, Indiana
KRIS MURRAY, Iowa
Hunter Dickinson, Michigan
Boo Buie, Northwestern
JALEN PICKETT, Penn State
ZACH EDEY, Purdue

SECOND TEAM
Terrence Shannon Jr., Illinois
Jalen Hood-Schifino, Indiana
Jahmir Young, Maryland
Tyson Walker, Michigan State
Clifford Omoruyi, Rutgers

THIRD TEAM
Filip Rebraca, Iowa
Matthew Mayer, Illinois
A.J. Hoggard, Michigan State
Chase Audige, Northwestern
Brice Sensabaugh, Ohio State

HONORABLE MENTION
Connor McCaffery, Iowa
Tony Perkins, Iowa
Julian Reese, Maryland
Hakim Hart, Maryland
Kobe Bufkin, Michigan
Jett Howard, Michigan
Joey Hauser, Michigan State
Dawson Garcia, Minnesota
Keisei Tominaga, Nebraska
Derrick Walker, Nebraska
Andrew Funk, Penn State
Seth Lundy, Penn State
Braden Smith, Purdue
Fletcher Loyer, Purdue
Caleb McConnell, Rutgers
Paul Mulcahy, Rutgers
Cam Spencer, Rutgers
Chucky Hepburn, Wisconsin

Unanimous selections in ALL CAPS
*Additional honorees due to ties

2022-23 BIG TEN TEAM LEADERS (OVERALL)

Scoring Offense

Team	G	W-L	Pts	AVG
1. Iowa	33	19-14	2642	80.06
2. Indiana	35	23-12	2616	74.74
3. Illinois	33	20-13	2452	74.30
4. Michigan	34	18-16	2494	73.35
5. Purdue	35	29-6	2543	72.66
6. Ohio St.	35	16-19	2538	72.51
7. Penn St.	37	23-14	2673	72.24
8. Michigan St.	34	21-13	2411	70.91
9. Maryland	35	22-13	2440	69.71
10. Rutgers	34	19-15	2326	68.41
11. Nebraska	32	16-16	2175	67.97
12. Northwestern	34	22-12	2303	67.74
13. Wisconsin	35	20-15	2284	65.26
14. Minnesota	31	9-22	1949	62.87

Scoring Defense

Team	G	Pts	AVG
1. Rutgers	34	2079	61.15
2. Purdue	35	2196	62.74
3. Northwestern	34	2134	62.76
4. Maryland	35	2222	63.49
5. Wisconsin	35	2225	63.57
6. Illinois	33	2216	67.15
7. Michigan St.	34	2309	67.91
8. Penn St.	37	2524	68.22
9. Indiana	35	2404	68.69
10. Ohio St.	35	2414	68.97
11. Michigan	34	2367	69.62
12. Nebraska	32	2236	69.88
13. Minnesota	31	2202	71.03
14. Iowa	33	2464	74.67

Scoring Margin

Team	G	Off	Def	Margin
1. Purdue	35	72.66	62.74	+9.91
2. Rutgers	34	68.41	61.15	+7.26
3. Illinois	33	74.30	67.15	+7.15
4. Maryland	35	69.71	63.49	+6.23
5. Indiana	35	74.74	68.69	+6.06
6. Iowa	33	80.06	74.67	+5.39
7. Northwestern	34	67.74	62.76	+4.97
8. Penn St.	37	72.24	68.22	+4.03
9. Michigan	34	73.35	69.62	+3.74
10. Ohio St.	35	72.51	68.97	+3.54
11. Michigan St.	34	70.91	67.91	+3.00
12. Wisconsin	35	65.26	63.57	+1.69
13. Nebraska	32	67.97	69.88	-1.91
14. Minnesota	31	62.87	71.03	-8.16

Free Throw Percentage

Team	G	FTM	FTA	Pct.
1. Michigan St.	34	401	528	.759
2. Northwestern	34	442	584	.757
3. Purdue	35	536	720	.744
4. Ohio St.	35	403	545	.739
5. Penn St.	37	332	449	.739
6. Iowa	33	495	671	.738
7. Maryland	35	483	660	.732
8. Indiana	35	428	602	.711
9. Michigan	34	437	615	.711
10. Rutgers	34	397	567	.700
11. Wisconsin	35	346	501	.691
12. Illinois	33	453	667	.679
13. Nebraska	32	323	504	.641
14. Minnesota	31	317	512	.619

Field Goal Percentage

Team	G	FGM	FGA	Pct.
1. Indiana	35	994	2044	.486
2. Penn St.	37	978	2111	.463
3. Ohio St.	35	948	2052	.462
4. Nebraska	32	819	1790	.458
5. Purdue	35	884	1936	.457
6. Iowa	33	941	2077	.453
7. Michigan St.	34	879	1944	.452
8. Michigan	34	898	1994	.450
9. Illinois	33	874	1946	.449
10. Maryland	35	862	1925	.448
11. Minnesota	31	720	1664	.433
12. Rutgers	34	867	2012	.431
13. Wisconsin	35	831	2005	.414
14. Northwestern	34	801	1968	.407

Field Goal Percentage Defense

Team	G	FGM	FGA	Pct.
1. Rutgers	34	742	1855	.400
2. Indiana	35	852	2084	.409
3. Northwestern	34	745	1801	.414
4. Illinois	33	804	1934	.416
5. Purdue	35	842	2024	.416
6. Michigan St.	34	834	1968	.424
7. Nebraska	32	826	1943	.425
8. Michigan	34	885	2081	.425
9. Maryland	35	814	1912	.426
10. Ohio St.	35	879	2046	.430
11. Penn St.	37	933	2171	.430
12. Wisconsin	35	831	1871	.444
13. Minnesota	31	834	1856	.449
14. Iowa	33	939	1982	.474

3-Point FG Percentage

Team	G	3FG	3FGA	Pct.
1. Michigan St.	34	252	642	.393
2. Penn St.	37	385	995	.387
3. Ohio St.	35	239	650	.368
4. Indiana	35	200	544	.368
5. Michigan	34	261	744	.351
6. Wisconsin	35	276	807	.342
7. Iowa	33	265	779	.340
8. Maryland	35	233	710	.328
9. Nebraska	32	214	657	.326
10. Minnesota	31	192	591	.325
11. Purdue	35	239	743	.322
12. Northwestern	34	259	807	.321
13. Rutgers	34	195	608	.321
14. Illinois	33	251	815	.308

3-Point FG Percentage Defense

Team	G	3FG	3FGA	Pct.
1. Rutgers	34	245	796	.308
2. Purdue	35	225	717	.314
3. Wisconsin	35	217	686	.316
4. Michigan	34	223	703	.317
5. Ohio St.	35	241	751	.321
6. Maryland	35	197	610	.323
7. Michigan St.	34	245	757	.324
8. Penn St.	37	267	816	.327
9. Indiana	35	263	787	.334
10. Illinois	33	197	589	.334
11. Northwestern	34	255	755	.338
12. Nebraska	32	289	848	.341
13. Minnesota	31	208	580	.359
14. Iowa	33	234	640	.366

2022-23 BIG TEN TEAM LEADERS (OVERALL)

Offensive Rebounds Per Game

Team	G	No.	AVG
1. Purdue	35	430	12.29
2. Iowa	33	398	12.06
3. Rutgers	34	394	11.59
4. Illinois	33	366	11.09
5. Ohio St.	35	370	10.57
6. Northwestern	34	350	10.29
7. Maryland	35	342	9.77
8. Indiana	35	321	9.17
9. Michigan St.	34	307	9.03
10. Michigan	34	300	8.82
11. Minnesota	31	262	8.45
12. Nebraska	32	264	8.25
13. Wisconsin	35	278	7.94
14. Penn St.	37	227	6.14

Defensive Rebounds Per Game

Team	G	No.	AVG
1. Michigan	33	948	27.88
2. Illinois	34	882	26.73
3. Michigan St.	34	906	26.65
4. Indiana	35	929	26.54
5. Penn St.	37	978	26.43
6. Purdue	35	924	26.40
7. Nebraska	32	841	26.28
8. Ohio St.	35	887	25.34
9. Rutgers	34	857	25.21
10. Iowa	33	809	24.52
11. Minnesota	31	755	24.35
12. Northwestern	34	824	24.24
13. Maryland	35	833	23.80
14. Wisconsin	35	832	23.77

Defensive Reb Percentage

Team	G	D-Reb	Opp. OR	D-Reb%
1. Purdue	35	924	284	.765
2. Wisconsin	35	832	276	.751
3. Michigan St.	34	906	305	.748
4. Penn St.	37	978	336	.744
5. Michigan	34	948	329	.742
6. Illinois	33	882	322	.733
7. Iowa	33	809	305	.726
8. Northwestern	34	824	316	.723
9. Rutgers	34	857	333	.720
10. Maryland	35	833	326	.719
11. Nebraska	32	841	332	.717
12. Ohio St.	35	887	355	.714
13. Indiana	35	929	379	.710
14. Minnesota	31	755	336	.692

Offensive Reb Percentage

Team	G	O-Reb	Opp. DR	O-Reb%
1. Purdue	35	430	691	.384
2. Iowa	33	398	840	.321
3. Rutgers	34	394	833	.321
4. Illinois	33	366	793	.316
5. Ohio St.	35	370	804	.315
6. Maryland	35	342	798	.300
7. Northwestern	34	350	877	.285
8. Indiana	35	321	820	.281
9. Michigan St.	34	307	805	.276
10. Michigan	34	300	871	.256
11. Minnesota	31	262	786	.250
12. Nebraska	32	264	805	.247
13. Wisconsin	35	278	952	.226
14. Penn St.	37	227	957	.192

Assists

Team	G	No.	AVG
1. Iowa	33	541	16.39
2. Purdue	35	542	15.49
3. Indiana	35	533	15.23
4. Rutgers	34	512	15.06
5. Minnesota	31	454	14.65
6. Michigan St.	34	497	14.62
7. Penn St.	37	508	13.73
8. Nebraska	32	418	13.06
9. Northwestern	34	434	12.76
10. Illinois	33	409	12.39
11. Michigan	34	414	12.18
12. Ohio St.	35	410	11.71
13. Wisconsin	35	406	11.60
14. Maryland	35	398	11.37

Steals

Team	G	No.	AVG
1. Rutgers	34	297	8.74
2. Northwestern	34	267	7.85
3. Illinois	33	229	6.94
4. Iowa	33	216	6.55
5. Wisconsin	35	207	5.91
6. Indiana	35	203	5.80
7. Nebraska	32	177	5.53
8. Maryland	35	191	5.46
9. Ohio St.	35	181	5.17
10. Purdue	35	166	4.74
11. Michigan St.	34	160	4.71
12. Michigan	34	158	4.65
13. Minnesota	31	143	4.61
14. Penn St.	37	161	4.35

Turnover Margin

Team	G	Team	AVG	Opp.	AVG	Margin
1. Northwestern	34	327	9.62	473	13.91	+4.29
2. Wisconsin	35	302	8.63	413	11.80	+3.17
3. Rutgers	34	388	11.41	492	14.47	+3.06
4. Iowa	33	325	9.85	424	12.85	+3.00
5. Maryland	35	373	10.66	417	11.91	+1.26
6. Illinois	33	426	12.91	429	13.00	+0.09
7. Ohio St.	35	375	10.71	369	10.54	-0.17
8. Indiana	35	402	11.49	391	11.17	-0.31
9. Penn St.	37	332	8.97	317	8.57	-0.41
10. Michigan	34	356	10.47	338	9.94	-0.53
11. Nebraska	32	406	12.69	386	12.06	-0.63
12. Michigan St.	34	370	10.88	333	9.79	-1.09
13. Purdue	35	388	11.09	348	9.94	-1.14
14. Minnesota	31	401	12.94	302	9.74	-3.19

Assist/Turnover Ratio

Team	G	Ast	AVG	T/O	AVG	Ratio
1. Iowa	33	541	16.39	325	9.85	1.66
2. Penn St.	37	508	13.73	332	8.97	1.53
3. Purdue	35	542	15.49	388	11.09	1.40
4. Wisconsin	35	406	11.60	302	8.63	1.34
5. Michigan St.	34	497	14.62	370	10.88	1.34
6. Northwestern	34	434	12.76	327	9.62	1.33
7. Indiana	35	533	15.23	402	11.49	1.33
8. Rutgers	34	512	15.06	388	11.41	1.32
9. Michigan	34	414	12.18	356	10.47	1.16
10. Minnesota	31	454	14.65	401	12.94	1.13
11. Ohio St.	35	410	11.71	375	10.71	1.09
12. Maryland	35	398	11.37	373	10.66	1.07
13. Nebraska	32	418	13.06	406	12.69	1.03
14. Illinois	33	409	12.39	426	12.91	0.96

2022-23 BIG TEN TEAM LEADERS (OVERALL)

3-Point FG Made

Team	G	No.	Avg
1. Penn St.	37	385	10.41
2. Iowa	33	265	8.03
3. Wisconsin	35	276	7.89
4. Michigan	34	261	7.68
5. Northwestern	34	259	7.62
6. Illinois	33	251	7.61
7. Michigan St.	34	252	7.41
8. Purdue	35	239	6.83
Ohio St.	35	239	6.83
10. Nebraska	32	214	6.69
11. Maryland	35	233	6.66
12. Minnesota	31	192	6.19
13. Rutgers	34	195	5.74
14. Indiana	35	200	5.71

Conference Records

Team	Conference	Pct.	PF	PA	Overall	Pct.	PF	PA
Purdue	15-5	.750	70.90	64.10	29-6	.829	72.66	62.74
Indiana	12-8	.600	71.05	70.05	23-12	.657	74.74	68.69
Northwestern	12-8	.600	67.60	66.35	22-12	.647	67.74	62.76
Michigan St.	11-8	.579	69.79	67.58	21-13	.618	70.91	67.91
Illinois	11-9	.550	71.15	69.05	20-13	.606	74.30	67.15
Iowa	11-9	.550	78.35	76.80	19-14	.576	80.06	74.67
Maryland	11-9	.550	67.45	64.30	22-13	.629	69.71	63.49
Michigan	11-9	.550	73.40	68.90	18-16	.529	73.35	69.62
Penn St.	10-10	.500	69.70	69.70	23-14	.622	72.24	68.22
Rutgers	10-10	.500	64.60	63.85	19-15	.559	68.41	61.15
Nebraska	9-11	.450	67.00	72.35	16-16	.500	67.97	69.88
Wisconsin	9-11	.450	63.55	65.60	20-15	.571	65.26	63.57
Ohio St.	5-15	.250	67.65	71.75	16-19	.457	72.51	68.97
Minnesota	2-17	.105	63.21	75.53	9-22	.290	62.87	71.03

Current Unbeaten Streak

Team

2022-23 BIG TEN INDIVIDUAL LEADERS (ALL)

Scoring

	Player	G	FG	3FG	FT	Pts	AVG
1.	Edey, Zach - Purdue	34	290	0	177	757	22.26
2.	Jackson-Davis, Trayce - IND	32	262	0	146	670	20.94
3.	Murray, Kris - Iowa	29	217	66	86	586	20.21
4.	Dickinson, Hunter - Mich	34	244	24	117	629	18.50
5.	Pickett, Jalen - PSU	37	260	45	90	655	17.70
6.	Buie, Boo - NU	34	199	64	126	588	17.29
7.	Shannon Jr., Terrence - Illini	31	159	50	166	534	17.23
8.	Sensabaugh, Brice - OSU	33	197	60	83	537	16.27
9.	Young, Jahmir - MD	35	184	42	143	553	15.80
10.	Garcia, Dawson - MINN	26	149	30	70	398	15.31
11.	Walker, Tyson - MSU	34	197	59	51	504	14.82
12.	Hauser, Joey - MSU	34	164	77	85	490	14.41
13.	Howard, Jett - Mich	29	137	78	60	412	14.21
14.	Lundy, Seth - PSU	36	165	92	88	510	14.17
15.	Rebraca, Filip - Iowa	33	177	2	108	464	14.06
16.	Audige, Chase - NU	34	166	67	79	478	14.06
17.	Bufkin, Kobe - Mich	33	173	43	73	462	14.00
18.	Walker, Derrick - Nebr	27	164	1	38	367	13.59
19.	Hood-Schifino, Jalen - IND	32	168	37	59	432	13.50
20.	Omoruyi, Clifford - RU	34	179	4	87	449	13.21

Rebounding

	Player	G	Off	Def	Total	AVG
1.	Edey, Zach - Purdue	34	186	252	438	12.88
2.	Jackson-Davis, Trayce - IND	32	91	255	346	10.81
3.	Omoruyi, Clifford - RU	34	106	219	325	9.56
4.	Dickinson, Hunter - Mich	34	78	229	307	9.03
5.	Murray, Kris - Iowa	29	80	150	230	7.93
6.	Rebraca, Filip - Iowa	33	95	154	249	7.55
7.	Pickett, Jalen - PSU	37	43	231	274	7.41
8.	Reese, Julian - MD	34	90	155	245	7.21
9.	Walker, Derrick - Nebr	27	55	138	193	7.15
10.	Hauser, Joey - MSU	34	45	194	239	7.03
11.	Crowl, Steven - Wisc	35	53	190	243	6.94
12.	Garcia, Dawson - MINN	26	37	136	173	6.65
13.	Wahl, Tyler - Wisc	32	50	151	201	6.28
14.	Hawkins, Coleman - Illini	33	64	143	207	6.27
15.	Lundy, Seth - PSU	36	33	192	225	6.25
16.	Sissoko, Mady - MSU	34	58	148	206	6.06
17.	Scott, Donta - MD	35	59	152	211	6.03
18.	Williams II, Terrance - Mich	32	52	136	188	5.88
19.	Griesel, Sam - Nebr	30	9	165	174	5.80
20.	Dainja, Dain - Illini	33	67	116	183	5.55

Field Goal Percentage (Minimum 5 FGM/G average)

	Player	G	FGM	FGA	Pct.
1.	Edey, Zach - Purdue	34	290	478	.607
2.	Walker, Derrick - Nebr	27	164	281	.584
3.	Jackson-Davis, Trayce - IND	32	262	451	.581
4.	Rebraca, Filip - Iowa	33	177	310	.571
5.	Dickinson, Hunter - Mich	34	244	436	.560
6.	Pickett, Jalen - PSU	37	260	512	.508
7.	Omoruyi, Clifford - RU	34	179	353	.507
8.	Bufkin, Kobe - Mich	33	173	359	.482
9.	Sensabaugh, Brice - OSU	33	197	409	.482
10.	Murray, Kris - Iowa	29	217	456	.476
11.	Walker, Tyson - MSU	34	197	429	.459
12.	Garcia, Dawson - MINN	26	149	326	.457
13.	Shannon Jr., Terrence - Illini	31	159	360	.442
14.	Hood-Schifino, Jalen - IND	32	168	403	.417
15.	Young, Jahmir - MD	35	184	443	.415

Assists

	Player	G	No.	AVG
1.	Pickett, Jalen - PSU	37	243	6.57
2.	Cooper, Ta'Ion - MINN	31	196	6.32
3.	Hoggard, A.J. - MSU	34	201	5.91
4.	Mulcahy, Paul - RU	30	147	4.90
5.	Buie, Boo - NU	34	154	4.53
6.	Smith, Braden - Purdue	35	153	4.37
7.	Jackson-Davis, Trayce - IND	32	129	4.03
8.	Walker, Derrick - Nebr	27	104	3.85
9.	Griesel, Sam - Nebr	30	114	3.80
10.	Hood-Schifino, Jalen - IND	32	117	3.66
	McCaffery, Connor - Iowa	32	117	3.66
12.	McDaniel, Dug - Mich	34	122	3.59
13.	Spencer, Cam - RU	34	105	3.09
14.	McConnell, Caleb - RU	28	86	3.07
15.	Young, Jahmir - MD	35	107	3.06

2022-23 BIG TEN INDIVIDUAL LEADERS (ALL)

Free Throw Percentage (Minimum 2.5 FTM/G average)

Player	G	FTM	FTA	Pct.
1. Hauser, Joey - MSU	34	85	97	.876
2. Buie, Boo - NU	34	126	145	.869
3. Smith, Braden - Purdue	35	92	106	.868
4. Young, Jahmir - MD	35	143	172	.831
5. Sensabaugh, Brice - OSU	33	83	100	.830
6. Hoggard, A.J. - MSU	34	127	158	.804
7. Shannon Jr., Terrence - Illini	31	166	210	.790
8. Perkins, Tony - Iowa	32	87	114	.763
9. Sueing, Justice - OSU	35	90	120	.750
10. Edey, Zach - Purdue	34	177	241	.734
11. Murray, Kris - Iowa	29	86	118	.729
12. Dickinson, Hunter - Mich	34	117	161	.727
13. Garcia, Dawson - MINN	26	70	98	.714
14. Jackson-Davis, Trayce - IND	32	146	210	.695
15. Griesel, Sam - Nebr	30	99	145	.683

Steals

Player	G	No.	AVG
1. McConnell, Caleb - RU	28	71	2.54
2. Audige, Chase - NU	34	81	2.38
3. Spencer, Cam - RU	34	69	2.03
4. Mulcahy, Paul - RU	30	46	1.53
5. Hepburn, Chucky - Wisc	35	52	1.49
6. Perkins, Tony - Iowa	32	46	1.44
7. Berry, Ty - NU	34	47	1.38
8. McCaffery, Connor - Iowa	32	42	1.31
9. Bufkin, Kobe - Mich	33	43	1.30
10. Shannon Jr., Terrence - Illini	31	39	1.26
11. Young, Jahmir - MD	35	44	1.26
12. Klesmit, Max - Wisc	33	41	1.24
13. Smith, Braden - Purdue	35	43	1.23
14. Wahl, Tyler - Wisc	32	39	1.22
15. Akins, Jaden - MSU	30	36	1.20

3-Point FG Percentage (Minimum 2.5 3FG/G average)

Player	G	3FG	3FGA	Pct.
1. Funk, Andrew - PSU	37	112	272	.412
2. Lundy, Seth - PSU	36	92	230	.400
3. Howard, Jett - Mich	29	78	212	.368

3-Point FG Make

Player	G	3FG	Avg
1. Funk, Andrew - PSU	37	112	3.03
2. Howard, Jett - Mich	29	78	2.69
3. Lundy, Seth - PSU	36	92	2.56
4. Murray, Kris - Iowa	29	66	2.28
5. Hauser, Joey - MSU	34	77	2.26
6. Battle, Jamison - MINN	27	59	2.19
7. Spencer, Cam - RU	34	72	2.12
8. Tominaga, Kelsel - Nebr	32	66	2.06
9. Mayer, Matthew - Illini	33	67	2.03
10. Essegian, Connor - Wisc	35	69	1.97
11. Audige, Chase - NU	34	67	1.97
12. Hepburn, Chucky - Wisc	35	68	1.94
13. Buie, Boo - NU	34	64	1.88
14. Sensabaugh, Brice - OSU	33	60	1.82
15. Kopp, Miller - IND	35	63	1.80

Blocked Shots

Player	G	No.	AVG
1. Jackson-Davis, Trayce - IND	32	92	2.88
2. Omoruyi, Clifford - RU	34	72	2.12
Edey, Zach - Purdue	34	72	2.12
4. Dickinson, Hunter - Mich	34	60	1.76
5. Okpara, Felix - OSU	35	44	1.26
6. Mayer, Matthew - Illini	33	41	1.24
7. Reese, Julian - MD	34	42	1.24
8. Dainja, Dain - Illini	33	39	1.18
Hawkins, Coleman - Illini	33	39	1.18
10. Nicholson, Matthew - NU	34	40	1.18
11. Murray, Kris - Iowa	29	34	1.17
12. Payne, Pharrel - MINN	30	32	1.07
13. Rebraca, Filip - Iowa	33	31	0.94
14. Reed Jr., Tarris - Mich	34	31	0.91
15. Cooper, Ta'lon - MINN	31	28	0.90

Assist/Turnover Ratio (Minimum 3 AST/G average)

Player	G	Ast.	T/O	Ratio
1. McCaffery, Connor - Iowa	32	117	30	3.90
2. Pickett, Jalen - PSU	37	243	84	2.89
3. Mulcahy, Paul - RU	30	147	60	2.45
4. Cooper, Ta'lon - MINN	31	196	83	2.36
5. Hoggard, A.J. - MSU	34	201	88	2.28
6. Spencer, Cam - RU	34	105	46	2.28
7. Smith, Braden - Purdue	35	153	69	2.22
8. McDaniel, Dug - Mich	34	122	56	2.18
9. Buie, Boo - NU	34	154	82	1.88
10. Griesel, Sam - Nebr	30	114	69	1.65
11. Jackson-Davis, Trayce - IND	32	129	81	1.59
12. McConnell, Caleb - RU	28	86	58	1.48
13. Young, Jahmir - MD	35	107	79	1.35
14. Hood-Schifino, Jalen - IND	32	117	89	1.31
15. Hawkins, Coleman - Illini	33	100	81	1.23

Offensive Rebounds

Player	G	No.	AVG
1. Edey, Zach - Purdue	34	186	5.47
2. Omoruyi, Clifford - RU	34	106	3.12
3. Rebraca, Filip - Iowa	33	95	2.88
4. Jackson-Davis, Trayce - IND	32	91	2.84
5. Murray, Kris - Iowa	29	80	2.76
6. Reese, Julian - MD	34	90	2.65
7. Dickinson, Hunter - Mich	34	78	2.29
8. Nicholson, Matthew - NU	34	74	2.18
9. Walker, Derrick - Nebr	27	55	2.04
10. Dainja, Dain - Illini	33	67	2.03
11. Hawkins, Coleman - Illini	33	64	1.94
12. Furst, Caleb - Purdue	35	66	1.89
13. Sueing, Justice - OSU	35	60	1.71
14. Sissoko, Mady - MSU	34	58	1.71
15. Scott, Donta - MD	35	59	1.69

Defensive Rebounds

Player	G	No.	AVG
1. Jackson-Davis, Trayce - IND	32	255	7.97
2. Edey, Zach - Purdue	34	252	7.41
3. Dickinson, Hunter - Mich	34	229	6.74
4. Omoruyi, Clifford - RU	34	219	6.44
5. Pickett, Jalen - PSU	37	231	6.24
6. Hauser, Joey - MSU	34	194	5.71
7. Griesel, Sam - Nebr	30	165	5.50
8. Crowl, Steven - Wisc	35	190	5.43
9. Lundy, Seth - PSU	36	192	5.33
10. Garcia, Dawson - MINN	26	136	5.23
11. Murray, Kris - Iowa	29	150	5.17
12. Walker, Derrick - Nebr	27	138	5.11
13. Wahl, Tyler - Wisc	32	151	4.72
14. Rebraca, Filip - Iowa	33	154	4.67
15. Reese, Julian - MD	34	155	4.56

2022-23 BIG TEN TEAM LEADERS (BIG ONLY)

Scoring Offense

Team	G	W-L	Pts	AVG
1. Iowa	20	11-9	1567	78.35
2. Michigan	20	11-9	1468	73.40
3. Illinois	20	11-9	1423	71.15
4. Indiana	20	12-8	1421	71.05
5. Purdue	20	15-5	1418	70.90
6. Michigan St.	19	11-8	1326	69.79
7. Penn St.	20	10-10	1394	69.70
8. Ohio St.	20	5-15	1353	67.65
9. Northwestern	20	12-8	1352	67.60
10. Maryland	20	11-9	1349	67.45
11. Nebraska	20	9-11	1340	67.00
12. Rutgers	20	10-10	1292	64.60
13. Wisconsin	20	9-11	1271	63.55
14. Minnesota	19	2-17	1201	63.21

Scoring Defense

Team	G	Pts	AVG
1. Rutgers	20	1277	63.85
2. Purdue	20	1282	64.10
3. Maryland	20	1286	64.30
4. Wisconsin	20	1312	65.60
5. Northwestern	20	1327	66.35
6. Michigan St.	19	1284	67.58
7. Michigan	20	1378	68.90
8. Illinois	20	1381	69.05
9. Penn St.	20	1394	69.70
10. Indiana	20	1401	70.05
11. Ohio St.	20	1435	71.75
12. Nebraska	20	1447	72.35
13. Minnesota	19	1435	75.53
14. Iowa	20	1536	76.80

Scoring Margin

Team	G	Off	Def	Margin
1. Purdue	20	70.90	64.10	+6.80
2. Michigan	20	73.40	68.90	+4.50
3. Maryland	20	67.45	64.30	+3.15
4. Michigan St.	19	69.79	67.58	+2.21
5. Illinois	20	71.15	69.05	+2.10
6. Iowa	20	78.35	76.80	+1.55
7. Northwestern	20	67.60	66.35	+1.25
8. Indiana	20	71.05	70.05	+1.00
9. Rutgers	20	64.60	63.85	+0.75
10. Penn St.	20	69.70	69.70	0.00
11. Wisconsin	20	63.55	65.60	-2.05
12. Ohio St.	20	67.65	71.75	-4.10
13. Nebraska	20	67.00	72.35	-5.35
14. Minnesota	19	63.21	75.53	-12.32

Free Throw Percentage

Team	G	FTM	FTA	Pct.
1. Michigan St.	19	208	265	.785
2. Maryland	20	252	333	.757
3. Iowa	20	278	368	.755
4. Ohio St.	20	216	288	.750
5. Northwestern	20	254	339	.749
6. Purdue	20	271	367	.738
7. Indiana	20	239	331	.722
8. Michigan	20	246	341	.721
9. Penn St.	20	147	207	.710
10. Illinois	20	266	382	.696
11. Rutgers	20	208	306	.680
12. Wisconsin	20	169	261	.648
13. Minnesota	19	183	287	.638
14. Nebraska	20	193	303	.637

Field Goal Percentage

Team	G	FGM	FGA	Pct.
1. Indiana	20	538	1145	.470
2. Penn St.	20	519	1110	.468
3. Purdue	20	505	1094	.462
4. Nebraska	20	504	1102	.457
5. Michigan St.	19	486	1068	.455
6. Michigan	20	535	1178	.454
7. Iowa	20	560	1254	.447
8. Maryland	20	482	1092	.441
9. Illinois	20	512	1163	.440
10. Ohio St.	20	508	1154	.440
11. Minnesota	19	454	1037	.438
12. Rutgers	20	485	1149	.422
13. Northwestern	20	474	1129	.420
14. Wisconsin	20	474	1144	.414

Field Goal Percentage Defense

Team	G	FGM	FGA	Pct.
1. Rutgers	20	454	1099	.413
2. Indiana	20	493	1172	.421
3. Michigan	20	510	1201	.425
4. Nebraska	20	527	1231	.428
5. Michigan St.	19	458	1066	.430
6. Illinois	20	505	1168	.432
7. Purdue	20	499	1147	.435
8. Northwestern	20	475	1058	.449
9. Ohio St.	20	516	1144	.451
10. Maryland	20	472	1046	.451
11. Wisconsin	20	487	1074	.453
12. Penn St.	20	519	1126	.461
13. Minnesota	19	546	1133	.482
14. Iowa	20	575	1154	.498

3-Point FG Percentage

Team	G	3FG	3FGA	Pct.
1. Michigan St.	19	146	352	.415
2. Penn St.	20	209	531	.394
3. Indiana	20	106	279	.380
4. Iowa	20	169	481	.351
5. Michigan	20	152	434	.350
6. Ohio St.	20	121	346	.350
7. Maryland	20	133	386	.345
8. Purdue	20	137	402	.341
9. Nebraska	20	139	410	.339
10. Wisconsin	20	154	460	.335
11. Northwestern	20	150	454	.330
12. Rutgers	20	114	351	.325
13. Minnesota	19	110	346	.318
14. Illinois	20	133	457	.291

3-Point FG Percentage Defense

Team	G	3FG	3FGA	Pct.
1. Michigan St.	19	121	394	.307
2. Michigan	20	123	387	.318
3. Indiana	20	146	445	.328
4. Wisconsin	20	123	368	.334
5. Purdue	20	128	379	.338
6. Maryland	20	117	344	.340
7. Rutgers	20	163	479	.340
8. Nebraska	20	190	551	.345
9. Illinois	20	127	359	.354
10. Northwestern	20	150	424	.354
11. Ohio St.	20	162	455	.356
12. Penn St.	20	147	409	.359
13. Minnesota	19	126	321	.393
14. Iowa	20	150	374	.401

2022-23 BIG TEN TEAM LEADERS (BIG ONLY)

Rebounding Offense

Team	G	Rebounds	AVG
1. Purdue	20	745	37.25
2. Michigan	20	740	37.00
3. Illinois	20	731	36.55
4. Rutgers	20	711	35.55
5. Indiana	20	699	34.95
6. Iowa	20	695	34.75
7. Michigan St.	19	653	34.37
8. Ohio St.	20	682	34.10
9. Nebraska	20	658	32.90
10. Maryland	20	636	31.80
11. Northwestern	20	628	31.40
12. Minnesota	19	594	31.26
13. Penn St.	20	603	30.15
14. Wisconsin	20	599	29.95

Rebounding Defense

Team	G	Rebounds	AVG
1. Purdue	20	543	27.15
2. Maryland	20	613	30.65
3. Michigan St.	19	604	31.79
4. Illinois	20	670	33.50
5. Ohio St.	20	676	33.80
6. Penn St.	20	677	33.85
7. Michigan	20	682	34.10
8. Iowa	20	682	34.10
9. Indiana	20	689	34.45
10. Northwestern	20	695	34.75
11. Rutgers	20	700	35.00
12. Wisconsin	20	719	35.95
13. Minnesota	19	685	36.05
14. Nebraska	20	739	36.95

Rebounding Margin

Team	G	Team	AVG	Opp.	AVG	Margin
1. Purdue	20	745	37.25	543	27.15	+10.10
2. Illinois	20	731	36.55	670	33.50	+3.05
3. Michigan	20	740	37.00	682	34.10	+2.90
4. Michigan St.	19	653	34.37	604	31.79	+2.58
5. Maryland	20	636	31.80	613	30.65	+1.15
6. Iowa	20	695	34.75	682	34.10	+0.65
7. Rutgers	20	711	35.55	700	35.00	+0.55
8. Indiana	20	699	34.95	689	34.45	+0.50
9. Ohio St.	20	682	34.10	676	33.80	+0.30
10. Northwestern	20	628	31.40	695	34.75	-3.35
11. Penn St.	20	603	30.15	677	33.85	-3.70
12. Nebraska	20	658	32.90	739	36.95	-4.05
13. Minnesota	19	594	31.26	685	36.05	-4.79
14. Wisconsin	20	599	29.95	719	35.95	-6.00

Blocked Shots

Team	G	No.	AVG
1. Illinois	20	111	5.55
2. Indiana	20	90	4.50
3. Michigan	20	89	4.45
4. Rutgers	20	78	3.90
5. Minnesota	19	72	3.79
6. Northwestern	20	75	3.75
7. Ohio St.	20	69	3.45
8. Purdue	20	69	3.45
9. Maryland	20	66	3.30
10. Iowa	20	63	3.15
11. Nebraska	20	54	2.70
12. Michigan St.	19	49	2.58
13. Penn St.	20	43	2.15
14. Wisconsin	20	25	1.25

Assists

Team	G	No.	AVG
1. Iowa	33	541	16.39
2. Purdue	35	542	15.49
3. Indiana	35	533	15.23
4. Rutgers	34	512	15.06
5. Minnesota	31	454	14.65
6. Michigan St.	34	497	14.62
7. Penn St.	37	508	13.73
8. Nebraska	32	418	13.06
9. Northwestern	34	434	12.76
10. Illinois	33	409	12.39
11. Michigan	34	414	12.18
12. Ohio St.	35	410	11.71
13. Wisconsin	35	406	11.60
14. Maryland	35	398	11.37

Steals

Team	G	No.	AVG
1. Rutgers	34	297	8.74
2. Northwestern	34	267	7.85
3. Illinois	33	229	6.94
4. Iowa	33	216	6.55
5. Wisconsin	35	207	5.91
6. Indiana	35	203	5.80
7. Nebraska	32	177	5.53
8. Maryland	35	191	5.46
9. Ohio St.	35	181	5.17
10. Purdue	35	166	4.74
11. Michigan St.	34	160	4.71
12. Michigan	34	158	4.65
13. Minnesota	31	143	4.61
14. Penn St.	37	161	4.35

Turnover Margin

Team	G	Team	AVG	Opp.	AVG	Margin
1. Northwestern	34	327	9.62	473	13.91	+4.29
2. Wisconsin	35	302	8.63	413	11.80	+3.17
3. Rutgers	34	388	11.41	492	14.47	+3.06
4. Iowa	33	325	9.85	424	12.85	+3.00
5. Maryland	35	373	10.66	417	11.91	+1.26
6. Illinois	33	426	12.91	429	13.00	+0.09
7. Ohio St.	35	375	10.71	369	10.54	-0.17
8. Indiana	35	402	11.49	391	11.17	-0.31
9. Penn St.	37	332	8.97	317	8.57	-0.41
10. Michigan	34	356	10.47	338	9.94	-0.53
11. Nebraska	32	406	12.69	386	12.06	-0.63
12. Michigan St.	34	370	10.88	333	9.79	-1.09
13. Purdue	35	388	11.09	348	9.94	-1.14
14. Minnesota	31	401	12.94	302	9.74	-3.19

Assist/Turnover Ratio

Team	G	Ast	AVG	T/O	AVG	Ratio
1. Iowa	33	541	16.39	325	9.85	1.66
2. Penn St.	37	508	13.73	332	8.97	1.53
3. Purdue	35	542	15.49	388	11.09	1.40
4. Wisconsin	35	406	11.60	302	8.63	1.34
5. Michigan St.	34	497	14.62	370	10.88	1.34
6. Northwestern	34	434	12.76	327	9.62	1.33
7. Indiana	35	533	15.23	402	11.49	1.33
8. Rutgers	34	512	15.06	388	11.41	1.32
9. Michigan	34	414	12.18	356	10.47	1.16
10. Minnesota	31	454	14.65	401	12.94	1.13
11. Ohio St.	35	410	11.71	375	10.71	1.09
12. Maryland	35	398	11.37	373	10.66	1.07
13. Nebraska	32	418	13.06	406	12.69	1.03
14. Illinois	33	409	12.39	426	12.91	0.96

2022-23 BIG TEN TEAM LEADERS (BIG ONLY)

3-Point FG Made

Team	G	No.	Avg
1. Penn St.	20	209	10.45
2. Iowa	20	169	8.45
3. Wisconsin	20	154	7.70
4. Michigan St.	19	146	7.68
5. Michigan	20	152	7.60
6. Northwestern	20	150	7.50
7. Nebraska	20	139	6.95
8. Purdue	20	137	6.85
9. Illinois	20	133	6.65
Maryland	20	133	6.65
11. Ohio St.	20	121	6.05
12. Minnesota	19	110	5.79
13. Rutgers	20	114	5.70
14. Indiana	20	106	5.30

Conference Records

Team	Conference	Pct.	PF	PA	Overall	Pct.	PF	PA
Purdue	15-5	.750	70.90	64.10	15-5	.750	70.90	64.10
Indiana	12-8	.600	71.05	70.05	12-8	.600	71.05	70.05
Northwestern	12-8	.600	67.60	66.35	12-8	.600	67.60	66.35
Michigan St.	11-8	.579	69.79	67.58	11-8	.579	69.79	67.58
Illinois	11-9	.550	71.15	69.05	11-9	.550	71.15	69.05
Iowa	11-9	.550	78.35	76.80	11-9	.550	78.35	76.80
Maryland	11-9	.550	67.45	64.30	11-9	.550	67.45	64.30
Michigan	11-9	.550	73.40	68.90	11-9	.550	73.40	68.90
Penn St.	10-10	.500	69.70	69.70	10-10	.500	69.70	69.70
Rutgers	10-10	.500	64.60	63.85	10-10	.500	64.60	63.85
Nebraska	9-11	.450	67.00	72.35	9-11	.450	67.00	72.35
Wisconsin	9-11	.450	63.55	65.60	9-11	.450	63.55	65.60
Ohio St.	5-15	.250	67.65	71.75	5-15	.250	67.65	71.75
Minnesota	2-17	.105	63.21	75.53	2-17	.105	63.21	75.53

Current Unbeaten Streak

Team	Streak
Michigan St.	2
Purdue	2
Penn St.	2
Indiana	1
Wisconsin	1
Nebraska	1
Northwestern	1

2022-23 BIG TEN INDIVIDUAL LEADERS (BIG ONLY)

Scoring

	Player	G	FG	3FG	FT	Pts	AVG
1.	Edey, Zach - Purdue	20	172	0	93	437	21.85
2.	Jackson-Davis, Trayce - IND	20	171	0	94	436	21.80
3.	Murray, Kris - Iowa	19	148	44	59	399	21.00
4.	Pickett, Jalen - PSU	20	155	30	43	383	19.15
5.	Buie, Boo - NU	20	127	36	92	382	19.10
6.	Dickinson, Hunter - Mich	20	143	18	67	371	18.55
7.	Young, Jahmir - MD	20	121	33	79	354	17.70
8.	Sensabaugh, Brice - OSU	20	122	37	55	336	16.80
9.	Shannon Jr., Terrence - Illini	18	86	23	92	287	15.94
10.	Walker, Tyson - MSU	19	116	37	23	292	15.37
11.	Hood-Schifino, Jalen - IND	18	105	22	36	268	14.89
12.	Mayer, Matthew - Illini	20	90	47	69	296	14.80
13.	Bufkin, Kobe - Mich	20	114	26	39	293	14.65
14.	Lundy, Seth - PSU	20	94	55	44	287	14.35
15.	Tominaga, Keisei - Nebr	20	105	46	25	281	14.05
16.	Hauser, Joey - MSU	19	91	43	40	265	13.95
17.	Howard, Jett - Mich	17	76	46	38	236	13.88
18.	Rebraca, Filip - Iowa	20	106	0	60	272	13.60
19.	Walker, Derrick - Nebr	20	118	1	31	268	13.40
20.	Audige, Chase - NU	20	95	38	39	267	13.35

Rebounding

	Player	G	Off	Def	Total	AVG
1.	Edey, Zach - Purdue	20	114	147	261	13.05
2.	Jackson-Davis, Trayce - IND	20	59	188	247	12.35
3.	Omoruyi, Clifford - RU	20	60	130	190	9.50
4.	Dickinson, Hunter - Mich	20	48	138	186	9.30
5.	Pickett, Jalen - PSU	20	22	132	154	7.70
6.	Crowl, Steven - Wisc	20	26	120	146	7.30
7.	Reese, Julian - MD	20	48	97	145	7.25
8.	Rebraca, Filip - Iowa	20	53	90	143	7.15
9.	Hauser, Joey - MSU	19	21	114	135	7.11
10.	Murray, Kris - Iowa	19	48	86	134	7.05
11.	Walker, Derrick - Nebr	20	34	105	139	6.95
12.	Hawkins, Coleman - Illini	20	41	87	128	6.40
13.	Griesel, Sam - Nebr	18	4	105	109	6.06
14.	Wahl, Tyler - Wisc	17	20	80	100	5.88
15.	Sissoko, Mady - MSU	19	33	78	111	5.84
16.	Mayer, Matthew - Illini	20	17	99	116	5.80
17.	Scott, Donta - MD	20	30	84	114	5.70
18.	Sensabaugh, Brice - OSU	20	30	84	114	5.70
19.	Williams II, Terrance - Mich	18	27	74	101	5.61
20.	Sueing, Justice - OSU	20	37	75	112	5.60

Field Goal Percentage (Minimum 5 FGM/G average)

	Player	G	FGM	FGA	Pct.
1.	Edey, Zach - Purdue	20	172	291	.591
2.	Dickinson, Hunter - Mich	20	143	250	.572
3.	Walker, Derrick - Nebr	20	118	211	.559
4.	Pickett, Jalen - PSU	20	155	278	.558
5.	Jackson-Davis, Trayce - IND	20	171	313	.546
6.	Rebraca, Filip - Iowa	20	106	195	.544
7.	Tominaga, Keisei - Nebr	20	105	205	.512
8.	Crowl, Steven - Wisc	20	102	202	.505
9.	Bufkin, Kobe - Mich	20	114	232	.491
10.	Walker, Tyson - MSU	19	116	240	.483
11.	Murray, Kris - Iowa	19	148	307	.482
12.	Sensabaugh, Brice - OSU	20	122	267	.457
13.	Young, Jahmir - MD	20	121	276	.438
14.	Buie, Boo - NU	20	127	297	.428
15.	Hood-Schifino, Jalen - IND	18	105	247	.425

Assists

	Player	G	No.	AVG
1.	Pickett, Jalen - PSU	20	131	6.55
2.	Hoggard, A.J. - MSU	19	113	5.95
3.	Cooper, Ta'lon - MINN	19	108	5.68
4.	Mulcahy, Paul - RU	20	98	4.90
5.	Jackson-Davis, Trayce - IND	20	93	4.65
6.	Buie, Boo - NU	20	92	4.60
7.	Smith, Braden - Purdue	20	91	4.55
	McCaffery, Connor - Iowa	20	91	4.55
9.	Walker, Derrick - Nebr	20	81	4.05
10.	McDaniel, Dug - Mich	20	79	3.95
11.	Hood-Schifino, Jalen - IND	18	62	3.44
	Griesel, Sam - Nebr	18	62	3.44
13.	Young, Jahmir - MD	20	61	3.05
14.	Bufkin, Kobe - Mich	20	59	2.95
15.	Wahl, Tyler - Wisc	17	50	2.94

2022-23 BIG TEN INDIVIDUAL LEADERS (BIG ONLY)

Free Throw Percentage (Minimum 2.5 FTM/G average)

Player	G	FTM	FTA	Pct.
1. Buie, Boo - NU	20	92	105	.876
2. Smith, Braden - Purdue	20	51	59	.864
3. Sensabaugh, Brice - OSU	20	55	64	.859
4. Young, Jahmir - MD	20	79	95	.832
5. Perkins, Tony - Iowa	20	61	74	.824
6. Shannon Jr., Terrence - Illini	18	92	113	.814
7. Hoggard, A.J. - MSU	19	74	91	.813
8. Mayer, Matthew - Illini	20	69	90	.767
9. Dickinson, Hunter - Mich	20	67	92	.728
10. Edey, Zach - Purdue	20	93	128	.727
11. Murray, Kris - Iowa	19	59	83	.711
12. Rebraca, Filip - Iowa	20	60	85	.706
13. Jackson-Davis, Trayce - IND	20	94	136	.691
14. Griesel, Sam - Nebr	18	59	88	.670
15. Omoruyi, Clifford - RU	20	51	83	.614

Steals

Player	G	No.	AVG
1. McConnell, Caleb - RU	19	49	2.58
2. Audige, Chase - NU	20	47	2.35
3. Spencer, Cam - RU	20	34	1.70
4. Hepburn, Chucky - Wisc	20	30	1.50
Young, Jahmir - MD	20	30	1.50
McCaffery, Connor - Iowa	20	30	1.50
7. McDaniel, Dug - Mich	20	28	1.40
Mulcahy, Paul - RU	20	28	1.40
Perkins, Tony - Iowa	20	28	1.40
10. Bufkin, Kobe - Mich	20	27	1.35
11. Murray, Kris - Iowa	19	25	1.32
12. Klesmit, Max - Wisc	18	23	1.28
13. Akins, Jaden - MSU	19	24	1.26
Walker, Tyson - MSU	19	24	1.26
15. Berry, Ty - NU	20	25	1.25

3-Point FG Percentage (Minimum 2.5 3FG/G average)

Player	G	3FG	3FGA	Pct.
1. Funk, Andrew - PSU	20	58	143	.406
2. Lundy, Seth - PSU	20	55	139	.396
3. Howard, Jett - Mich	17	46	127	.362

3-Point FG Made

Player	G	3FG	AVG
1. Funk, Andrew - PSU	20	58	2.90
2. Lundy, Seth - PSU	20	55	2.75
3. Howard, Jett - Mich	17	46	2.71
4. Mayer, Matthew - Illini	20	47	2.35
5. Murray, Kris - Iowa	19	44	2.32
6. Tominaga, Keisel - Nebr	20	46	2.30
7. Hauser, Joey - MSU	19	43	2.26
8. Battle, Jamison - MINN	19	42	2.21
9. Essegian, Connor - Wisc	20	42	2.10
Sandfort, Payton - Iowa	20	42	2.10
11. Walker, Tyson - MSU	19	37	1.95
12. Spencer, Cam - RU	20	38	1.90
Audige, Chase - NU	20	38	1.90
14. Hepburn, Chucky - Wisc	20	37	1.85
Sensabaugh, Brice - OSU	20	37	1.85

Blocked Shots

Player	G	No.	AVG
1. Jackson-Davis, Trayce - IND	20	57	2.85
2. Edey, Zach - Purdue	20	50	2.50
3. Omoruyi, Clifford - RU	20	45	2.25
4. Dickinson, Hunter - Mich	20	34	1.70
5. Mayer, Matthew - Illini	20	30	1.50
6. Murray, Kris - Iowa	19	24	1.26
7. Reese, Julian - MD	20	25	1.25
8. Okpara, Felix - OSU	20	24	1.20
9. Payne, Pharel - MINN	18	21	1.17
10. Nicholson, Matthew - NU	20	23	1.15
11. Hawkins, Coleman - Illini	20	22	1.10
Dainja, Dain - Illini	20	22	1.10
13. Reed Jr., Tarris - Mich	20	21	1.05
14. Cooper, Ta'lon - MINN	19	18	0.95
15. Verhoeven, Tydus - NU	20	16	0.80
Geronimo, Jordan - IND	15	12	0.80

Assist/Turnover Ratio (Minimum 3 AST/G average)

Player	G	Ast.	T/O	Ratio
1. McCaffery, Connor - Iowa	20	91	19	4.79
2. Pickett, Jalen - PSU	20	131	47	2.79
3. Hoggard, A.J. - MSU	19	113	41	2.76
4. McDaniel, Dug - Mich	20	79	29	2.72
5. Smith, Braden - Purdue	20	91	37	2.46
6. Mulcahy, Paul - RU	20	98	44	2.23
7. Cooper, Ta'lon - MINN	19	108	52	2.08
8. Buie, Boo - NU	20	92	50	1.84
9. Griesel, Sam - Nebr	18	62	37	1.68
10. Young, Jahmir - MD	20	61	40	1.53
11. Jackson-Davis, Trayce - IND	20	93	67	1.39
12. Hood-Schiffino, Jalen - IND	18	62	49	1.27
13. Walker, Derrick - Nebr	20	81	75	1.08

Offensive Rebounds

Player	G	No.	AVG
1. Edey, Zach - Purdue	20	114	5.70
2. Omoruyi, Clifford - RU	20	60	3.00
3. Jackson-Davis, Trayce - IND	20	59	2.95
4. Rebraca, Filip - Iowa	20	53	2.65
5. Murray, Kris - Iowa	19	48	2.53
6. Dickinson, Hunter - Mich	20	48	2.40
Reese, Julian - MD	20	48	2.40
8. Nicholson, Matthew - NU	20	43	2.15
9. Hawkins, Coleman - Nebr	20	41	2.05
10. Rodgers, Ty - Illini	20	40	2.00
11. Sueing, Justice - OSU	20	37	1.85
12. Dainja, Dain - Illini	20	36	1.80
13. Sissoko, Mady - MSU	19	33	1.74
14. Walker, Derrick - Nebr	20	34	1.70
15. Reed Jr., Tarris - Mich	20	33	1.65
Perkins, Tony - Iowa	20	33	1.65

Defensive Rebounds

Player	G	No.	AVG
1. Jackson-Davis, Trayce - IND	20	188	9.40
2. Edey, Zach - Purdue	20	147	7.35
3. Dickinson, Hunter - Mich	20	138	6.90
4. Pickett, Jalen - PSU	20	132	6.60
5. Omoruyi, Clifford - RU	20	130	6.50
6. Crowl, Steven - Wisc	20	120	6.00
Hauser, Joey - MSU	19	114	6.00
8. Griesel, Sam - Nebr	18	105	5.83
9. Walker, Derrick - Nebr	20	105	5.25
10. Mayer, Matthew - Illini	20	99	4.95
11. Reese, Julian - MD	20	97	4.85
12. Lundy, Seth - PSU	20	96	4.80
13. Wahl, Tyler - Wisc	17	80	4.71
14. Murray, Kris - Iowa	19	86	4.53
15. Rebraca, Filip - Iowa	20	90	4.50

SPECIALTY STATS

Game	Paint	POINTS FROM				Bench
		2nd Chance	Off TO	Fastbreak		
Morehead State	52-18	11-11	29-9	16-7	45-8	
Bethune	42-26	13-5	29-11	33-3	51-9	
at Xavier	50-40	15-11	15-9	11-4	13-15	
v. Miami (Ohio)	42-16	17-8	27-12	17-9	34-15	
Little Rock	55-22	12-21	14-14	11-6	26-16	
Jackson State	44-18	11-7	27-9	24-6	49-10	
North Carolina	50-24	6-14	17-4	12-5	18-14	
at Rutgers	14-24	14-17	12-13	3-7	6-20	
Nebraska	38-30	11-4	14-13	4-6	23-4	
v. Arizona	22-42	12-17	6-18	15-15	19-17	
at Kansas	24-50	8-8	13-28	12-22	21-21	
Elon	58-24	11-0	18-13	17-7	37-22	
Kennesaw State	24-14	6-5	9-16	10-2	26-15	
at Iowa	48-46	10-14	12-20	11-10	15-16	
Northwestern	38-40	7-7	6-25	7-16	18-5	
at Penn State	28-24	13-2	12-17	8-4	20-15	
Wisconsin	42-22	10-8	7-5	3-2	6-19	
at Illinois	54-32	16-13	5-18	4-11	5-13	
Michigan State	34-26	9-4	13-15	8-13	25-9	
at Minnesota	36-24	11-8	2-12	9-3	10-11	
Ohio State	38-34	23-16	10-13	14-19	29-17	
at Maryland	28-26	10-15	6-14	2-5	10-9	
Purdue	40-44	8-12	20-8	12-8	15-17	
Rutgers	28-24	13-14	17-13	6-6	11-18	
at Michigan	36-36	2-8	13-11	4-3	2-10	
at Northwestern	32-22	6-6	4-6	7-6	3-6	
Illinois	38-32	18-11	7-16	11-19	8-13	
at Michigan State	30-26	6-13	8-12	5-2	6-17	
at Purdue	34-34	7-25	12-4	10-4	2-14	
Iowa	38-28	8-12	6-16	12-15	19-21	
Michigan	38-26	8-12	12-8	8-7	10-2	
v. Maryland	36-18	7-8	2-10	13-4	13-6	
v. Penn State	48-22	6-12	13-8	13-3	20-11	
v. Kent State	46-26	7-13	9-8	16-3	4-21	
v. Miami (Fla.)	28-46	11-29	16-11	6-15	0-14	

Game	G	STARTERS			
		G	F	F	F
Morehead State	Johnson	JHS	Kopp	Thompson	TJD
Bethune	Johnson	JHS	Kopp	Thompson	TJD
at Xavier	Johnson	JHS	Kopp	Thompson	TJD
v. Miami (Ohio)	Johnson	JHS	Kopp	Thompson	TJD
Little Rock	Johnson	JHS	Kopp	Thompson	Reneau
Jackson State	Johnson	JHS	Kopp	Thompson	TJD
North Carolina	Johnson	JHS	Kopp	Thompson	TJD
at Rutgers	Johnson	Galloway	Kopp	Thompson	TJD
Nebraska	Johnson	Galloway	Kopp	Thompson	TJD
v. Arizona	Johnson	Galloway	Kopp	Thompson	TJD
at Kansas	Johnson	JHS	Kopp	Thompson	TJD
Elon	JHS	Galloway	Kopp	Thompson	Reneau
Kennesaw State	JHS	Galloway	Kopp	Thompson	Reneau
at Iowa	JHS	Bates	Kopp	Thompson	TJD
Northwestern	JHS	Bates	Kopp	Geronimo	TJD
at Penn State	JHS	Galloway	Kopp	Geronimo	TJD
Wisconsin	JHS	Galloway	Kopp	Geronimo	TJD
at Illinois	JHS	Galloway	Kopp	Geronimo	TJD
Michigan State	JHS	Galloway	Kopp	Geronimo	TJD
at Minnesota	JHS	Galloway	Kopp	Thompson	TJD
Ohio State	JHS	Galloway	Kopp	Thompson	TJD
at Maryland	JHS	Galloway	Kopp	Thompson	TJD
Purdue	JHS	Galloway	Kopp	Thompson	TJD
Rutgers	JHS	Galloway	Kopp	Thompson	TJD
at Michigan	JHS	Galloway	Kopp	Geronimo	TJD
at Northwestern	JHS	Galloway	Kopp	Thompson	TJD
Illinois	JHS	Galloway	Kopp	Thompson	TJD
at Michigan State	JHS	Galloway	Kopp	Thompson	TJD
at Purdue	JHS	Galloway	Kopp	Thompson	TJD
Iowa	JHS	Galloway	Kopp	Thompson	TJD
Michigan	JHS	Galloway	Kopp	Thompson	TJD
v. Maryland	JHS	Galloway	Kopp	Thompson	TJD
v. Penn State	JHS	Galloway	Kopp	Thompson	TJD
v. Kent State	JHS	Galloway	Kopp	Thompson	TJD
v. Miami (Fla.)	JHS	Galloway	Kopp	Thompson	TJD

Stats listed as Indiana/Opponent



Malik Reneau scored eight of IU's season-high 49 bench points in Indiana's 90-51 victory over Jackson State on Nov. 25, 2022 in Simon Skjodt Assembly Hall.

NCAA RANKINGS - TEAM

Statistic	National Rank	Conference Rank	Value	National Leader	Value	Conference Leader	Value
Assist/Turnover Ratio (352 ranked)	45	7	1.33	Virginia	1.84	Iowa	1.86
Assists Per Game (352 ranked)	42	3	15.2	Xavier	19.1	Iowa	16.4
Bench Points per game (352 ranked)	201	5	17.69	South Carolina St.	34.74	Ohio St.	19.57
Blocks Per Game (352 ranked)	13	2	5.1	Utah Valley	6.5	Illinois	5.6
Effective FG pct (352 ranked)	51	2	0.535	Gonzaga	0.582	Penn St.	0.554
Fastbreak Points (352 ranked)	104	3	10.69	TCU	17.46	Iowa	11.52
Field Goal Percentage (352 ranked)	12	1	48.6	Gonzaga	52.1	Indiana	48.6
Field Goal Percentage Defense (352 ranked)	40	2	40.9	Houston	36.6	Rutgers	40.0
Fouls Per Game (352 ranked)	208	14	17.1	Colgate	12.5	Purdue	13.7
Free Throw Attempts Per Game (352 ranked)	215	6	17.2	UTRGV	25.1	Purdue	20.6
Free Throw Percentage (352 ranked)	201	8	71.1	Villanova	82.0	Michigan St.	75.9
Free Throws Made Per Game (352 ranked)	217	7	12.2	Texas A&M	18.9	Purdue	15.3
Rebound Margin (352 ranked)	156	7	1.5	Purdue	10.8	Purdue	10.8
Rebounds (Defensive) Per Game (352 ranked)	53	4	26.54	Alabama	31.57	Michigan	27.88
Rebounds (Offensive) Per Game (352 ranked)	244	8	9.17	Kentucky	13.88	Purdue	12.29
Rebounds Per Game (352 ranked)	120	7	35.71	Alabama	44.65	Purdue	38.69
Scoring Defense (352 ranked)	135	9	68.7	North Texas	55.8	Rutgers	61.1
Scoring Margin (352 ranked)	78	5	6.1	Houston	17.4	Purdue	9.9
Scoring Offense (352 ranked)	102	2	74.7	Gonzaga	86.1	Iowa	80.1
Steals Per Game (352 ranked)	236	6	5.8	UMES	11.1	Rutgers	8.7
Three Point Attempts Per Game (352 ranked)	342	14	15.5	Cornell	30.4	Penn St.	26.9
Three Point Percentage (352 ranked)	46	4	36.8	Colgate	40.3	Michigan St.	39.3
Three Point Percentage Defense (352 ranked)	154	9	33.4	Tennessee	26.5	Rutgers	30.8
Three Pointers Per Game (352 ranked)	324	14	5.7	Chattanooga	11.4	Penn St.	10.4
Turnover Margin (352 ranked)	212	8	-0.3	Missouri	5.8	Northwestern	4.3
Turnovers Forced Per Game (352 ranked)	284	8	11.17	UMES	19.00	Rutgers	14.47
Turnovers Per Game (352 ranked)	80	11	11.5	Virginia	8.5	Wisconsin	8.6
Winning Percentage (351 ranked)	72	2	65.7	Fla. Atlantic	89.7	Purdue	82.9

NCAA RANKINGS - INDIVIDUAL

Statistic	Player	National Rank	Conference Rank	Value	National Leader	Value	Conference Leader	Value
Assist/Turnover Ratio (350 ranked)	Trayce Jackson-Davis	211	11	1.59	Connor McCaffery, Iowa	3.90	Connor McCaffery, Iowa	3.90
	Jalen Hood-Schifino	303	14	1.31				
Assists (343 ranked)	Trayce Jackson-Davis	132	7	129	Yuri Collins, Saint Louis	324	Jalen Pickett, Penn St.	243
	Jalen Hood-Schifino	190	9	117				
Assists Per Game (341 ranked)	Trayce Jackson-Davis	135	7	4.0	Yuri Collins, Saint Louis	10.1	Jalen Pickett, Penn St.	6.6
	Jalen Hood-Schifino	195	10	3.7				
Blocks (333 ranked)	Trayce Jackson-Davis	5	1	92	Jamarion Sharp, Western Ky.	131	Trayce Jackson-Davis, Indiana	92
	Race Thompson	292	17	27				
Blocks Per Game (346 ranked)	Trayce Jackson-Davis	4	1	2.88	Jamarion Sharp, Western Ky.	4.09	Trayce Jackson-Davis, Indiana	2.88
	Race Thompson	260	16	0.90				
	Jordan Geronimo	289	17	0.85				
Double Doubles (422 ranked)	Trayce Jackson-Davis	8	2	18	Zach Edey, Purdue	27	Zach Edey, Purdue	27
	Race Thompson	422	23	2				
Field Goal Attempts (348 ranked)	Trayce Jackson-Davis	111	2	34.31	Antoine Davis, Detroit Mercy	732	Jalen Pickett, Penn St.	512
	Jalen Hood-Schifino	196	11	33.04				
Field Goal Percentage (348 ranked)	Trayce Jackson-Davis	31	3	58.1	Max Fiedler, Rice	73.5	Zach Edey, Purdue	60.7
	Jalen Hood-Schifino	288	14	41.7				
Field Goals (350 ranked)	Trayce Jackson-Davis	10	2	262	Drew Timme, Gonzaga	313	Zach Edey, Purdue	290
	Jalen Hood-Schifino	274	14	168				
Free Throw Attempts (348 ranked)	Trayce Jackson-Davis	24	2	210	Drew Pember, UNC Asheville	318	Zach Edey, Purdue	241
Free Throw Percentage (347 ranked)					Walter Clayton Jr., Iona	95.3	Joey Hauser, Michigan St.	87.6
Free Throws (340 ranked)	Trayce Jackson-Davis	49	3	146	Drew Pember, UNC Asheville	266	Zach Edey, Purdue	177
Minutes Per Game (347 ranked)	Trayce Jackson-Davis	111	6	34.31	Daryl Banks III, St. Bonaventure	38.16	Ta'lon Cooper, Minnesota	36.40
	Jalen Hood-Schifino	259	14	33.04				
Points (347 ranked)	Trayce Jackson-Davis	19	2	670	Antoine Davis, Detroit Mercy	930	Zach Edey, Purdue	757
Points Per Game (347 ranked)	Trayce Jackson-Davis	16	2	20.9	Antoine Davis, Detroit Mercy	28.2	Zach Edey, Purdue	22.3
Rebounds (341 ranked)	Trayce Jackson-Davis	10	2	346	Zach Edey, Purdue	438	Zach Edey, Purdue	438
Rebounds (Defensive) Per Game (350 ranked)	Trayce Jackson-Davis	5	1	7.97	Dillon Jones, Weber St.	10.12	Trayce Jackson-Davis, Indiana	7.97
Rebounds (Offensive) Per Game (350 ranked)	Trayce Jackson-Davis	57	4	2.84	Oscar Tshieube, Kentucky	5.75	Zach Edey, Purdue	5.47
Rebounds Per Game (350 ranked)	Trayce Jackson-Davis	6	2	10.8	Oscar Tshieube, Kentucky	13.7	Zach Edey, Purdue	12.9
Steals (341 ranked)					Kellen Tynes, Maine	98	Chase Audige, Northwestern	81
Steals Per Game (347 ranked)					Kellen Tynes, Maine	3.27	Caleb McConnell, Rutgers	2.54
Three Point Attempts (346 ranked)					Darius McGhee, Liberty	411	Andrew Funk, Penn St.	272
Three Point Percentage (98 ranked)					Jordan Johnson, New Orleans	48.2	Andrew Funk, Penn St.	41.2
Three Pointers Per Game (348 ranked)					Antoine Davis, Detroit Mercy	4.82	Andrew Funk, Penn St.	3.03
Total 3-point FGM (339 ranked)	Miller Kopp	274	13	63	Darius McGhee, Liberty	162	Andrew Funk, Penn St.	112
Triple Doubles (2 ranked)	Trayce Jackson-Davis	2	1	1	Tristen Newton, UConn	2	Jalen Pickett, Penn St.	1
							Coleman Hawkins, Illinois	1
							Trayce Jackson-Davis, Indiana	1

NON-CONFERENCE OPPONENTS



FLORIDA GULF COAST

Head Coach: Pat Chambers
Record at School (years): 17-15 (1 year)
2022-23 Record: 17-15
Basketball SID: Jason Hanes
SID Email: jhanes@fgcu.edu
Athletics Website: fgcuathletics.com



ARMY

Head Coach: Kevin Kuwik
Record at School (years): First Year
2022-23 Record: 17-16
Basketball SID: Alex Funderburke
SID email: alex.funderburke@westpoint.edu
Athletics Website: goarmywestpoint.com



WRIGHT STATE

Head Coach: Scott Nagy
Record at School (years): 149-78 (7 years)
2022-23 Record: 18-15
Basketball SID: Nick Phillips
SID Email: nick.phillips@wright.edu
Athletics Website: wsuraiders.com



CONNECTICUT

Head Coach: Dan Hurley
Record at School (years): 104-55 (5 years)
2022-23 Record: 31-8
Basketball SID: Bobby Mullen
SID email: robert.mullen@uconn.edu
Athletics Website: uconnhuskies.com



LOUISVILLE

Head Coach: Kenny Payne
Record at School (years): 4-28 (1 year)
2022-23 Record: 4-28
Basketball SID: Zach Greenwell
SID email: zachg@GoCards.com
Athletics Website: gocards.com



TEXAS

Head Coach: Rodney Terry
Record at School (years): 22-8 (1 year)
2022-23 Record: 29-9
Basketball SID: Scott McConnell
SID email: sm@utexas.edu
Athletics Website: texassports.com



HARVARD

Head Coach: Tommy Amaker
Record at School (years): 278-166 (15 years)
2022-23 Record: 14-14
Basketball SID: Nick Dow
SID Email: nicholas_dow@fas.harvard.edu
Athletics Website: gocrimson.com



AUBURN

Head Coach: Bruce Pearl
Record at School (years): 173-111 (9 years)
2022-23 Record: 21-13
Basketball SID: Marlene Navor
SID email: mnavor@auburn.edu
Athletics Website: auburntigers.com



KANSAS

Head Coach: Bill Self
Record at School (years): 580-132 (20 years)
2022-23 Record: 31-8
Basketball SID: Chris Theisen
SID Email: theisen@ku.edu
Athletics Website: kuathletics.com



MOREHEAD STATE

Head Coach: Preston Spradlin
Record at School (years): 116-107 (7 years)
2022-23 Record: 22-12
Basketball SID: Matt Schabert
SID email: m.schabert@moreheadstate.edu
Athletics Website: msueagles.com



NORTH ALABAMA

Head Coach: Tony Pujol
Record at School (years): 63-86 (5 years)
2022-23 Record: 18-15
Basketball SID: Mike Ezekiel
SID email: dezekiel@una.edu
Athletics Website: roarlions.com



KENNESAW STATE


Head Coach: Antoine Pettway
Record at School (years): First Year
2022-23 Record: 26-9
Basketball SID: Mark Wasik
SID email: mwasik@kennesaw.edu
Athletics Website: ksowls.com

BIG TEN OPPONENTS



ILLINOIS

Head Coach: Brad Underwood
Record at School (years): 114-79 (6 years)
2022-23 Record: 20-13, 11-9 Big Ten
Basketball SID: Derrick Burson
SID Email: burson@illinois.edu
Athletics Website: fightingillini.com



IOWA

Head Coach: Fran McCaffery
Record at School (years): 261-176 (13 years)
2022-23 Record: 19-14, 11-9 Big Ten
Basketball SID: James Allan
SID Email: james-allan@uiowa.edu
Athletics Website: hawkeyesports.com



MARYLAND

Head Coach: Kevin Willard
Record at School (years): 22-13 (1 year)
2022-23 Record: 22-13, 11-9 Big Ten
Basketball SID: John Sinnett
SID Email: jsinnett@umd.edu
Athletics Website: umterps.com



MICHIGAN

Head Coach: Juwan Howard
Record at School (years): 79-48 (4 years)
2022-23 Record: 18-16, 11-9 Big Ten
Basketball SID: Tom Wywrot
SID Email: twywrot@umich.edu
Athletics Website: mgoblue.com



MICHIGAN STATE

Head Coach: Tom Izzo
Record at School (years): 687-280 (28 years)
2022-23 Record: 21-13, 11-8 Big Ten
Basketball SID: Mike "Mex" Carey
SID Email: carey@ath.msu.edu
Athletics Website: msuspartans.com



MINNESOTA

Head Coach: Ben Johnson
Record at School (years): 22-39 (2 years)
2022-23 Record: 9-22, 2-17 Big Ten
Basketball SID: Michelle Traversie
SID Email: traen001@umn.edu
Athletics Website: gophersports.com



NEBRASKA

Head Coach: Fred Hoiberg
Record at School (years): 40-83 (4 years)
2022-23 Record: 16-16, 9-11 Big Ten
Basketball SID: Shamus McKnight
SID Email: smcknight@huskers.com
Athletics Website: huskers.com




NORTHWESTERN

Head Coach: Chris Collins
Record at School (years): 155-162 (10 years)
2022-23 Record: 22-12, 12-8 Big Ten
Basketball SID: Jacob Pavilack
SID Email: jacob.pavilack@northwestern.edu
Athletics Website: nusports.com




OHIO STATE

Head Coach: Chris Holtmann
Record at School (years): 123-75 (6 years)
2022-23 Record: 16-19, 5-15 Big Ten
Basketball SID: Gary Petitt
SID Email: petit.38@osu.edu
Athletics Website: ohiostatebuckeyes.com




PENN STATE

Head Coach: Mike Rhoades
Record at School (years): First Year
2022-23 Record: 23-14, 10-10 Big Ten
Basketball SID: Chelsea Vielhauer
SID Email: cpv5026@psu.edu
Athletics Website: gopsusports.com



PURDUE

Head Coach: Matt Painter
Record at School (years): 413-198 (18 years)
2022-23 Record: 29-6, 15-5 Big Ten
Basketball SID: Chris Forman
SID Email: cforman@purdue.edu
Athletics Website: purduesports.com




RUTGERS

Head Coach: Steve Pikiell
Record at School (years): 117-106 (7 years)
2022-23 Record: 19-15, 10-10 Big Ten
Basketball SID: Chris Corso
SID Email: corso@scarletknights.com
Athletics Website: scarletknights.com



WISCONSIN

Head Coach: Greg Gard
Record at School (years): 164-93 (8 years)
2022-23 Record: 20-15, 9-11 Big Ten
Basketball SID: Brandon Harrison
SID Email: bah@athletics.wisc.edu
Athletics Website: uwbadgers.com



BIG TEN CONFERENCE

Commissioner: Tony Petitti
First Year of Basketball: 1904-05
Associate Director, Communications:
 David Howell (dhowell@bigten.org)

ALL-TIME SERIES RECORDS

OPPONENT	W	L	Pct.								
Alabama	3	0	1.000	Detroit	6	3	.667	Kokomo Legion	1	0	1.000
Alaska-Anchorage	2	0	1.000	Drake	6	2	.750	La Salle	1	1	.500
Alcorn State	2	0	1.000	Duke	3	7	.300	Lafayette	1	0	1.000
Allegheny	0	1	.000	Duquesne	2	0	1.000	Lamar	1	0	1.000
Appalachian State	1	0	1.000	Earlham	10	2	.813	Liberty	1	0	1.000
Apollo A.C., Jeff'ville	1	0	1.000	East Carolina	2	0	1.000	Lipscomb	0	1	.000
Arizona	0	1	.000	Eastern Illinois	2	0	1.000	Little Rock	3	0	1.000
Arizona State	1	0	1.000	Eastern Kentucky	3	0	1.000	Long Beach State	1	0	1.000
Arkansas	2	3	.400	Eastern Michigan	5	0	1.000	LIU Brooklyn	1	0	1.000
Arkansas State	1	0	1.000	Eastern Washington	1	1	.500	Longwood	1	0	1.000
Armour Institute	1	0	1.000	Elon	1	0	1.000	Louisiana	1	0	1.000
Auburn	1	0	1.000	Evansville	9	0	1.000	Louisiana State	5	0	1.000
Austin Peay	3	0	1.000	Evansville YMCA	1	0	1.000	Louisiana Tech	3	0	1.000
Ball State	20	1	.952	Fairfield	1	0	1.000	Louisville	11	9	.550
Battery A, Nat. Guard	0	1	.000	Florida	3	0	1.000	Loyola (Chicago)	7	6	.539
Baylor	1	0	1.000	Florida A&M	1	0	1.000	Loyola (Maryland)	0	1	.000
Bethune-Cookman	1	0	1.000	Florida Atlantic	1	0	1.000	Manchester	3	0	1.000
Boise State	1	0	1.000	Florida Gulf Coast	1	0	1.000	Manhattan	2	0	1.000
Boston College	1	3	.250	Florida State	5	1	.833	Marion A.C.	1	3	.250
Boston	1	1	.500	Franklin	7	0	1.000	Marquette	8	2	.800
Bowling Green	3	0	1.000	Fort Knox	1	0	1.000	Marshall	4	0	1.000
Bradley	2	2	.500	Fort Wayne (IPFW)	1	2	.333	Maryland	12	9	.571
Brigham Young	2	0	1.000	Furman	2	0	1.000	Massachusetts	1	0	1.000
Brown	1	0	1.000	Gardner-Webb	1	0	1.000	McNeese State	1	0	1.000
Bryant University	2	0	1.000	George Mason	1	1	.500	Memphis	1	0	1.000
Buchtel	0	1	.000	George Washington	3	0	1.000	Mercer	1	0	1.000
Buffalo	1	0	1.000	Georgetown	2	2	.500	Merchants L&H	0	2	.000
Buhl AFB	1	0	1.000	Georgia	4	0	1.000	Merrimack	1	0	1.000
Bunker Hill N.B.	0	1	.000	Georgia Tech	2	1	.667	Mexico	1	0	1.000
Butler	40	15	.722	Gonzaga	2	2	.500	Mexico City	1	0	1.000
California	3	1	.750	Grambling	1	0	1.000	Miami (Fla.)	0	2	.000
Camp Atterbury	6	0	1.000	Grand Canyon	1	0	1.000	Miami (Ohio)	22	3	.880
Camp Benning	1	0	1.000	Great Lakes N.B.	0	1	.000	Michigan	110	65	.629
Central Connecticut	1	0	1.000	Habichs	0	1	.000	Michigan State	72	59	.550
Central Michigan	1	0	1.000	Hamline	1	0	1.000	Milwaukee Normal	1	0	1.000
Central Normal	2	0	1.000	Hanover	2	0	1.000	Minnesota	107	69	.608
Chaminade	2	0	1.000	Hartford City A.C.	0	1	.000	Mississippi	0	1	.000
Charlotte	5	1	.833	Hartford City YMCA	0	1	.000	Mississippi State	1	0	1.000
Chattanooga	3	0	1.000	Harvard	1	0	1.000	Mississippi Valley State	3	0	1.000
Chicago	24	13	.648	Hawai'i	1	1	.500	Missouri	9	9	.500
Chicago State	4	0	1.000	Hiram	0	1	1.000	Montana	1	0	1.000
Cincinnati	12	3	.800	Holy Cross	1	0	1.000	Montana State	3	0	1.000
The Citadel	1	0	1.000	Houston	1	0	1.000	Morehead State	6	0	1.000
Clemson	0	1	.000	Houston Baptist	1	0	1.000	Mount St. Mary's	1	0	1.000
Cleveland State	0	1	.000	Howard	3	0	1.000	Murray State	3	0	1.000
Coastal Carolina	1	0	1.000	Huntington	1	0	1.000	N.A.G.U.	1	0	1.000
Coe	1	0	1.000	Huntington Ath.	0	1	.000	Nebraska	19	7	.731
Colgate	1	0	1.000	Idaho	1	0	1.000	Nevada	1	0	1.000
Colorado	1	2	.333	Illinois	96	91	.513	New Albany A.C.	1	1	.500
Colorado A&M	1	0	1.000	Illinois-Chicago	1	0	1.000	New Albany YMCA	0	1	.000
Colorado State	2	0	1.000	Illinois State	4	0	1.000	New Mexico State	2	0	1.000
Columbia	1	0	1.000	Indiana Dental	3	1	.750	New Orleans	1	0	1.000
Connecticut	4	6	.400	Indiana State	17	6	.739	Niagara	2	0	1.000
Coppin State	2	0	1.000	Indianapolis A.C.	0	1	.000	Nicholls State	2	0	1.000
Cornell	1	0	1.000	Indianapolis YMCA	0	1	.000	North Alabama	2	0	1.000
Crawfordsville Bus.	1	0	1.000	IUPUI	2	0	1.000	North Carolina	10	6	.625
Creighton	2	2	.500	Iowa	106	82	.564	North Carolina Central	3	0	1.000
Davidson	1	0	1.000	Iowa State	4	2	.667	North Carolina State	3	0	1.000
Delaware	1	0	1.000	Jackson State	2	0	1.000	North Dakota State	1	0	1.000
Delaware State	1	0	1.000	Jacksonville	3	0	1.000	Northeast Louisiana	1	0	1.000
DePaul	14	8	.636	James Madison	2	0	1.000	Northeastern	2	1	.666
DePaauw	34	9	.791	Kansas	8	7	.533	Northern Illinois	4	1	.800
				Kansas State	19	12	.613	Northern Iowa	1	1	.500
				Kennesaw State	3	0	1.000	Northern Kentucky	1	0	1.000
				Kent State	4	1	.800	North Florida	1	0	1.000
				Kentucky	25	32	.429	North Texas	2	0	1.000

ALL-TIME SERIES RECORDS

Northwestern	120	55	.686	TCU	3	0	1.000
Northwestern State	3	0	1.000	Texas Southern	1	0	1.000
Notre Dame	52	22	.703	Texas Tech	4	0	1.000
Oakland	1	0	1.000	Toledo	4	1	.800
Ohio	9	5	.643	Troy	1	0	1.000
Ohio State	110	88	.555	Tulane	2	1	.667
Ohio Wesleyan	1	0	1.000	UAB	3	1	.750
Oklahoma	4	1	.800	UC Davis	1	0	1.000
Old Dominion	1	0	1.000	UCLA	6	6	.500
Oral Roberts	2	0	1.000	ULM	1	0	1.000
Oregon	3	0	1.000	UMass Lowell	1	0	1.000
Oregon State	7	6	.538	UMBC	1	0	1.000
Pan American	0	1	.000	UNLV	1	1	1.000
Pennsylvania	3	1	.750	UNC Greensboro	2	0	1.000
Penn State	42	15	.737	UNC Wilmington	3	0	1.000
Pepperdine	1	2	.333	USC UpState	1	0	1.000
Pittsburgh	5	4	.555	USF	1	0	1.000
Portland State	1	0	1.000	Utah	2	1	.667
Princeton	3	2	.600	Utah State	2	0	1.000
Providence	2	0	1.000	UTEP	6	2	.750
Purdue	92	125	.424	Valparaiso	7	0	1.000
Raven YMCA	1	0	1.000	Vanderbilt	6	3	.667
Richmond	2	1	.667	Villanova	2	3	.400
Robert Morris	1	0	1.000	Vincennes	2	0	1.000
Rose Poly	16	7	.696	Virginia	2	1	.667
Rutgers	8	8	.500	VCU	2	0	1.000
Saint Louis	3	2	.600	Virginia Tech	2	1	.667
Salem H.S.	1	0	1.000	Wabash	20	15	.571
Sam Houston State	1	0	1.000	Wabash A.C.	1	0	1.000
Samford	1	0	1.000	Wake Forest	0	3	.000
San Diego	1	0	1.000	WashU - St. Louis	6	1	.857
San Diego State	1	0	1.000	Washington	3	1	.750
San Francisco	2	0	1.000	Washington State	2	1	.667
San Jose State	1	0	1.000	Weber State	1	0	1.000
Santa Clara	3	0	1.000	Western Illinois	4	0	1.000
Savannah State	3	0	1.000	Western Kentucky	2	1	.667
Seton Hall	2	2	.500	Western Michigan	5	0	1.000
Shortridge H.S.	1	0	1.000	Western Reserve	1	0	1.000
SMU	2	2	.500	Wichita State	1	2	.333
South Alabama	3	0	1.000	Wisconsin	97	80	.548
South Carolina	2	1	.667	Wisconsin - Green Bay	1	0	1.000
South Carolina State	1	0	1.000	Wright State	2	0	1.000
South Dakota	1	0	1.000	Wyoming	4	0	1.000
South Dakota State	1	0	1.000	Xavier	9	1	.900
Southeast Missouri	1	0	1.000	Youngstown St.	1	0	1.000
Southern California	2	2	.500				
Southern Illinois	5	1	.833				
SIU-Edwardsville	2	0	1.000				
Springfield	1	0	1.000				
Stanford	5	0	1.000				
St. Bonaventure	1	0	1.000				
St. Francis (Pa.)	1	0	1.000				
St. John's	6	2	.760				
St. Joseph's (Pa.)	2	2	.500				
St. Mary's (Calif.)	1	1	.500				
Stetson	1	0	1.000				
Stony Brook	2	0	1.000				
SW Missouri State	1	0	1.000				
Syracuse	1	6	.143				
Temple	5	5	.500				
Tennessee	4	0	1.000				
Tennessee State	1	0	1.000				
Tennessee Tech	5	0	1.000				
Texas	1	2	.333				
Texas A&M	3	1	.750				
Texas-Arlington	1	0	1.000				

NCAA ATTENDANCE

IU is the only Big Ten program that has ranked among the NCAA top 16 in attendance every year since 1972. Listed are the top 10 seasons based on attendance average in IU history.

No.	Year	Avg./G	Total
1.	2012-23	17,412	330,832
2.	2013-14	17,358	312,453
3.	2001-02	17,183	189,013
4.	2015-16	17,106	290,809
5.	1993-94	17,048	221,622
6.	1994-95	16,952	220,382
7.	2005-06	16,949	220,343
8.	1975-76	16,892	253,380
9.	2006-07	16,876	320,639
10.	2007-08	16,876	16,876

RECORD IN SIMON SKJODT ASSEMBLY HALL

Non-Conference	W	L	Pct.								
Alabama	1	0	1.000	Lamar	1	0	1.000	TCU	1	0	1.000
Alcorn State	1	0	1.000	Liberty	1	0	1.000	Temple	1	1	.500
Arkansas	1	1	.500	Lipscomb	0	1	.000	Tennessee State	1	0	1.000
Arkansas State	1	0	1.000	Little Rock	2	0	1.000	Tennessee Tech	5	0	1.000
Austin Peay	2	0	1.000	LIU Brooklyn	1	0	1.000	Texas A&M	1	0	1.000
Ball State	8	0	1.000	Long Beach State	1	0	1.000	Texas-Arlington	1	0	1.000
Baylor	1	0	1.000	Longwood	1	0	1.000	Texas-El Paso	3	0	1.000
Bethune-Cookman	1	0	1.000	Louisiana	1	0	1.000	Texas Southern	1	0	1.000
Boise State	1	0	1.000	Louisiana Tech	3	0	1.000	Texas Tech	1	0	1.000
Boston	1	0	1.000	Louisville	3	1	.750	Toledo	1	0	1.000
Bowling Green	3	0	1.000	Loyola (Maryland)	0	1	.000	Troy	1	0	1.000
Bryant	2	0	1.000	Marquette	2	0	1.000	Tulane	1	0	1.000
Buffalo	1	0	1.000	Marshall	1	0	1.000	UAB	2	0	1.000
Butler	6	0	1.000	Mass. - Lowell	1	0	1.000	UC Davis	1	0	1.000
California	1	0	1.000	Merrimack	1	0	1.000	UMBC	1	0	1.000
Central Arkansas	1	0	1.000	Miami (Ohio)	8	1	.889	UNC Greensboro	2	0	1.000
Central Connecticut	1	0	1.000	Mississippi Valley State	2	0	1.000	UNC Wilmington	2	0	1.000
Central Michigan	1	0	1.000	Missouri	0	2	.000	USC UpState	1	0	1.000
Charlotte	3	1	.750	Montana State	2	0	1.000	USF	1	0	1.000
Chattanooga	2	0	1.000	Morehead State	5	0	1.000	Utah St.ate	1	0	1.000
Chicago State	4	0	1.000	Mount St. Mary's	1	0	1.000	Vanderbilt	3	1	.750
Cincinnati	1	0	1.000	Murray State	3	0	1.000	Va. Commonwealth	1	0	1.000
Citadel	1	0	1.000	Niagara	1	0	1.000	Virginia Tech	1	0	1.000
Colorado State	1	0	1.000	Nebraska**	1	0	1.000	Washington	1	0	1.000
Connecticut	0	2	.000	New Orleans	1	0	1.000	Washington State	2	0	1.000
Coppin State	2	0	1.000	Nicholls State	2	0	1.000	Western Carolina	2	0	1.000
Cornell	1	0	1.000	North Carolina	2	2	.500	Western Illinois	3	0	1.000
Creighton	1	0	1.000	North Carolina Central	3	0	1.000	Western Kentucky	1	0	1.000
Davidson	1	0	1.000	North Dakota State	1	0	1.000	Western Michigan	4	0	1.000
Delaware	1	0	1.000	Northeastern	0	1	.000	Wichita State	0	1	1.000
Delaware State	1	0	1.000	North Florida	1	0	1.000	Wisconsin-Green Bay	1	0	1.000
DePaul	0	1	.000	Northwestern Illinois	4	0	1.000	Wright State	1	0	1.000
Duke	0	2	.000	Northwestern State	3	0	1.000	Wyoming	2	0	1.000
East Carolina	2	0	1.000	North Alabama	2	0	1.000	Xavier	1	0	1.000
Eastern Kentucky	2	0	1.000	North Texas	1	0	1.000	Youngstown State	1	0	1.000
Eastern Michigan	3	0	1.000	Notre Dame	14	2	.875	Non-Conference	278	26	.914
Eastern Washington	0	1	.000	Oakland	1	0	1.000	Big Ten	W	L	Pct.
Elon	1	0	1.000	Ohio University	2	0	1.000	Illinois	31	14	.689
Evansville	3	0	1.000	Oral Roberts	1	0	1.000	Iowa	34	11	.756
Florida A&M	1	0	1.000	Penn State	2	0	1.000	Maryland	4	2	.667
Florida Atlantic	1	0	1.000	Pepperdine	1	0	1.000	Michigan	36	9	.800
Florida Gulf Coast	1	0	1.000	Pittsburgh	1	0	1.000	Michigan St.	31	14	.689
Florida State	1	0	1.000	Portland State	1	0	1.000	Minnesota	35	7	.833
Fort Wayne-IPFW	0	1	.000	Princeton	2	0	1.000	Nebraska	4	3	.571
Furman	1	0	1.000	Richmond	1	0	1.000	Northwestern	39	4	.907
Gardner-Webb	1	0	1.000	Sam Houston State	1	0	1.000	Ohio St.	34	11	.756
Georgetown	1	0	1.000	San Diego	1	0	1.000	Penn St.	22	3	.880
Georgia	1	0	1.000	San Francisco	1	0	1.000	Purdue	32	15	.681
Georgia Tech	1	0	1.000	Saint Louis	1	0	1.000	Rutgers	3	2	.600
Grand Canyon	1	0	1.000	Samford	1	0	1.000	Wisconsin	29	12	.707
Harvard	1	0	1.000	Santa Clara	2	0	1.000	Big Ten	333	106	.759
Howard	3	0	1.000	Savannah State	3	0	1.000	Overall	611	132	.822
Houston Baptist	1	0	1.000	SIU Edwardsville	2	0	1.000				
Illinois-Chicago	1	0	1.000	SMU	1	0	1.000				
Illinois State	2	0	1.000	South Alabama	3	0	1.000				
Indiana State	3	2	.600	South Carolina	1	0	1.000				
Iowa St.ate	2	0	1.000	South Carolina State	1	0	1.000				
IUPUI	1	0	1.000	South Dakota	1	0	1.000				
Jackson State	2	0	1.000	South Dakota State	1	0	1.000				
Jacksonville	2	0	1.000	Southeast Missouri	1	0	1.000				
James Madison	2	0	1.000	Southern Illinois	2	0	1.000				
Kansas	3	0	1.000	St. Francis (Pa.)	1	0	1.000				
Kansas State	3	0	1.000	St. John's	2	0	1.000				
Kennesaw State	2	0	1.000	St Joseph's (Pa.)	2	1	.666				
Kent State	2	0	1.000	Stanford	1	0	1.000				
Kentucky	9	3	.750	Stetson	1	0	1.000				
				Stony Brook	2	0	1.000				

**Prior to joining the Big Ten in 2011-12

ALL-TIME SERIES RECORDS BY CONFERENCE

AMERICAN	27-13	ATLANTIC SUN	19-1	BIG TEN	991-753	CONFERENCE USA	22-5
Cincinnati	12-3	Austin Peay	3-0	Illinois	96-91	Charlotte	5-1
East Carolina	2-0	Bellarmine	0-0	Iowa	106-82	Florida Atlantic	1-0
Houston	1-0	Central Arkansas	1-0	Maryland	12-9	Florida International	0-0
Memphis	1-0	Eastern Kentucky	3-0	Michigan	110-65	Louisiana Tech	3-0
SMU	2-2	Florida Gulf Coast	1-0	Michigan State	72-59	Middle Tennessee	0-0
South Florida	1-0	Jacksonville	3-0	Minnesota	107-69	North Texas	2-0
Temple	5-5	Jacksonville State	0-0	Nebraska	19-7	Rice	0-0
Tulane	2-1	Kennesaw State	3-0	Northwestern	120-55	UAB	3-1
Tulsa	0-0	Liberty	1-0	Ohio State	110-88	UTEP	6-2
UCF	0-0	Lipscomb	0-1	Penn State	42-15	UTSA	0-0
Wichita State	1-2	North Alabama	2-0	Purdue	92-125	Western Kentucky	2-1
		North Florida	1-0	Rutgers	8-8		
		Queens University	0-0	Wisconsin	97-80		
		Stetson	1-0			HORIZON	16-6
AMERICA EAST	4-0			BIG XII	44-24	Cleveland State	0-1
Albany	0-0	BIG EAST	91-43	Baylor	1-0	Detroit Mercy	6-3
Binghamton	0-0	Butler	40-15	Iowa State	4-2	IUPUI	2-0
Bryant	2-0	Connecticut	4-6	Kansas	8-7	Milwaukee	0-0
Maine	0-0	Creighton	2-2	Kansas State	19-12	Northern Kentucky	1-0
New Hampshire	0-0	DePaul	14-8	Oklahoma	4-1	Oakland	1-0
NJIT	0-0	Georgetown	2-2	Oklahoma State	0-0	Purdue Fort Wayne	1-2
UMass Lowell	1-0	Marquette	8-2	TCU	3-0	Robert Morris	1-0
UMBC	1-0	Providence	2-0	Texas	1-2	Wisconsin Green Bay	1-0
Vermont	0-0	Seton Hall	2-2	Texas Tech	4-0	Wright State	2-0
		St. John's	6-2	West Virginia	0-0	Youngstown State	1-0
		Villanova	2-3				
		Xavier	9-1	BIG WEST	3-1	INDEPENDENT	4-0
ATLANTIC 10	26-13			Cal Poly	0-0	Hartford	0-0
Davidson	1-0	BIG SKY	6-1	Cal State Bakersfield	0-0	Chicago State	4-0
Dayton	0-0	Eastern Washington	1-1	Cal State Fullerton	0-0		
Duquesne	2-0	Idaho	1-0	Cal State Northridge	0-0	IVY	10-3
Fordham	0-0	Idaho State	0-0	Hawai'i	1-1	Brown	1-0
George Mason	1-1	Montana	0-0	Long Beach State	1-0	Columbia	1-0
George Washington	3-0	Montana State	3-0	UC Davis	1-0	Cornell	1-0
LaSalle	1-1	Northern Arizona	0-0	UC Irvine	0-0	Dartmouth	0-0
Loyola Chicago	7-6	Northern Colorado	0-0	UC Riverside	0-0	Harvard	1-0
Massachusetts	1-0	Portland State	0-0	UC San Diego	0-0	Pennsylvania	3-1
Rhode Island	0-0	Sacramento State	0-0	UC Santa Barbara	0-0	Princeton	3-2
Richmond	2-1	Weber State	1-0			Yale	0-0
Saint Joseph's	2-2			COLONIAL ATHLETIC	9-1		
Saint Louis	3-2			Charleston	0-0	METRO ATLANTIC	7-0
St. Bonaventure	1-0			Delaware	1-0	Canisius	1-0
VCU	2-0			Drexel	0-0	Fairfield	1-0
				Elon	1-0	Iona	0-0
ATLANTIC COAST	97-67	BIG SOUTH	3-0	Hampton	0-0	Manhattan	2-0
Boston College	1-3	Campbell	0-0	Hofstra	0-0	Marist	0-0
Clemson	0-1	Charleston Southern	0-0	Monmouth	0-0	Mount St. Mary's	1-0
Duke	3-7	Gardner-Webb	1-0	North Carolina A&T	0-0	Niagara	2-0
Florida State	5-1	High Point	0-0	Northeastern	2-1	Quinnipiac	0-0
Georgia Tech	2-1	Longwood	1-0	Stony Brook	2-0	Rider	0-0
Louisville	11-9	Presbyterian	0-0	Towson	0-0	St. Peter's	0-0
Miami (Fla.)	0-2	Radford	0-0	UNC Wilmington	3-0	Siena	0-0
North Carolina	10-6	S.C. Upstate	1-0	William & Mary	0-0		
NC State	3-0	UNC Asheville	0-0				
Notre Dame	52-22	Winthrop	0-0				
Pittsburgh	5-4						
Syracuse	1-6						
Virginia	2-1						
Virginia Tech	2-1						
Wake Forest	0-3						

ALL-TIME SERIES RECORDS BY CONFERENCE

MID-AMERICAN	78-12	NORTHEAST	3-0	SOUTHEASTERN	68-50	SUMMIT	9-0
Akron	0-0	Central Connecticut	1-0	Alabama	3-0	Denver	0-0
Ball State	20-1	Fairleigh Dickinson	0-0	Arkansas	2-3	Kansas City	0-0
Bowling Green	3-0	LIU Brooklyn	1-0	Auburn	1-0	North Dakota	0-0
Buffalo	1-0	Sacred Heart	0-0	Florida	3-0	North Dakota State	1-0
Central Michigan	1-0	St. Francis Brooklyn	0-0	Georgia	4-0	Omaha	0-0
Eastern Michigan	5-0	St. Francis (Pa.)	1-0	Kentucky	25-32	Oral Roberts	2-0
Kent State	4-1	Stonehill	0-0	Louisiana State	5-0	South Dakota	1-0
Miami (Ohio)	22-3	Wagner	0-0	Mississippi	0-1	South Dakota State	1-0
Northern Illinois	4-1			Mississippi State	1-0	St. Thomas - Minnesota	0-0
Ohio	9-5	OHIO VALLEY	20-0	Missouri	9-9	Western Illinois	4-0
Toledo	4-1	Eastern Illinois	2-0	South Carolina	2-1		
Western Michigan	5-0	Lindenwood	0-0	Tennessee	4-0	SUN BELT	15-0
		Little Rock	3-0	Texas A&M	3-1	Appalachian State	1-0
MEAC	10-0	Morehead State	6-0	Vanderbilt	6-3	Arkansas State	1-0
Coppin State	2-0	SIU-Edwardsville	2-0			Coastal Carolina	1-0
Delaware State	1-0	SE Missouri	1-0	SOUTHERN	11-0	Georgia Southern	0-0
Howard	3-0	Southern Indiana	0-0	Chattanooga	3-0	Georgia State	0-0
MD-Eastern Shore	0-0	Tennessee Martin	0-0	The Citadel	1-0	James Madison	2-0
Morgan State	0-0	Tennessee State	1-0	East Tennessee State	0-0	Louisiana	1-0
Norfolk State	0-0	Tennessee Tech	5-0	Furman	2-0	Marshall	4-0
North Carolina Central	3-0			Mercer	1-0	Old Dominion	1-0
South Carolina State	1-0	PAC-12	35-21	Samford	1-0	South Alabama	3-0
		Arizona	0-1	UNC Greensboro	2-0	Southern Mississippi	0-0
MISSOURI VALLEY	56-12	Arizona State	1-0	VMI	0-0	Texas State	0-0
Belmont	0-0	California	3-1	Western Carolina	1-0	Troy	1-0
Bradley	2-2	Colorado	1-2	Wofford	0-0	ULM	0-0
Drake	6-2	Oregon	3-0				
Evansville	9-0	Oregon State	7-6	SOUTHLAND	9-0	WEST COAST	12-5
Illinois-Chicago	1-0	Stanford	5-0	Houston Baptist	1-0	BYU	2-0
Illinois State	4-0	UCLA	6-6	Incarnate Word	0-0	Gonzaga	2-2
Indiana State	17-6	USC	2-2	Lamar	1-0	Loyola Marymount	0-0
Missouri State	1-0	Utah	2-1	McNeese State	1-0	Pacific	0-0
Murray State	3-0	Washington	3-1	New Orleans	1-0	Pepperdine	1-2
Northern Iowa	1-1	Washington State	2-1	Nicholls State	2-0	Portland	0-0
Southern Illinois	5-1			Northwestern State	3-0	Saint Mary's	1-1
Valparaiso	7-0	PATRIOT LEAGUE	4-2	SE Louisiana	0-0	San Diego	1-0
		American	0-0	Texas A&M-Commerce	0-0	San Francisco	2-0
MOUNTAIN WEST	11-1	Army	0-0	Texas A&M-CC	0-0	Santa Clara	3-0
Air Force	0-0	Boston	1-1				
Boise State	1-0	Bucknell	0-0	SWAC	11-0	WESTERN ATHLETIC	5-0
Colorado State	2-0	Colgate	1-0	Alabama A&M	0-0	Abilene Christian	0-0
Fresno State	0-0	Holy Cross	1-0	Alabama State	0-0	California Baptist	0-0
Nevada	1-0	Lafayette	1-0	Alcorn State	2-0	Grand Canyon	1-0
New Mexico	0-0	Lehigh	0-0	Arkansas Pine Bluff	0-0	New Mexico State	2-0
San Diego State	1-0	Loyola (Md.)	0-1	Bethune-Cookman	1-0	Sam Houston State	1-0
San Jose State	1-0	Navy	0-0	Florida A&M	1-0	Seattle	0-0
UNLV	1-1			Grambling	1-0	Southern Utah	0-0
Wyoming	4-0			Jackson State	2-0	Stephen F. Austin	0-0
				Mississippi Valley State	3-0	Tarleton	0-0
				Prarie View A&M	0-0	UT-Arlington	1-0
				Southern	0-0	UT Rio Grande Valley	0-0
				Texas Southern	1-0	Utah Tech	0-0
						Utah Valley	0-0

ALL-TIME SERIES SCORES

ALABAMA 3-0	12/30/06 W 71-57 Bloomington	1/10/12 W 15-12 Bloomington
3/16/76 W 74-69 Baton Rouge	11/25/12 W 101-53 Bloomington	2/10/12 L 17-23 Indianapolis
12/21/77 W 66-57 Bloomington		2/2/17 W 18-9 Bloomington
3/21/03 W 67-62 Boston	BATTERY A. NAT. GUARD 0-1	1/1/37 W 61-27 Indianapolis
	1/5/1909 L 21-24 Bloomington	2/1/38 W 42-23 Indianapolis
ALASKA-ANCHORAGE 2-0		12/23/38 W 46-29 Indianapolis
11/23/95 W 84-79 Anchorage	BAYLOR 1-0	12/23/39 W 40-33 Indianapolis
11/21/01 W 101-66 Anchorage	12/13/80 W 83-47 Bloomington	12/12/40 W 39-36 Indianapolis
		1/4/43 W 43-27 Indianapolis
ALCORN STATE 2-0	BETHUNE-COOKMAN 1-0	1/1/46 W 58-47 Indianapolis
3/12/79 W 73-69 Bloomington	11/10/22 W 101-49 Bloomington	1/2/47 L 42-51 Indianapolis
11/30/15 W 112-70 Bloomington		1/2/48 L 51-64 Indianapolis
	BOISE STATE 1-0	12/27/48 L 55-64 Indianapolis
APPALACHIAN STATE 1-0	12/11/98 W 90-66 Bloomington	12/30/49 W 68-57 Indianapolis
12/29/95 W 103-59 Indianapolis		1/16/50 W 57-49 Bloomington
	BOSTON COLLEGE 1-3	12/22/50 W 61-46 Indianapolis
APOLLO A.C., JEFFVILLE 1-0	12/30/83 W 72-66 Indianapolis	12/29/51 W 87-71 Indianapolis
2/9/1907 W 49-12 Apollo A.C.	3/25/94 L 68-77 Miami	2/2/53 W 105-70 Bloomington
	3/15/96 L 51-64 Orlando	12/12/53 W 76-57 Indianapolis
ARIZONA 0-1	12/1/10 L 76-88 Boston	1/31/55 W 87-56 Bloomington
12/10/22 L 75-89 Las Vegas		12/27/55 W 94-70 Indianapolis
	BOSTON UNIVERSITY 1-1	12/10/56 W 73-68 Bloomington
ARIZONA STATE 1-0	12/13/91 W 88-47 Bloomington	12/27/57 L 78-84 Indianapolis
12/18/61 W 94-88 Bloomington	11/20/09 L 67-71 San Juan	12/27/58 L 76-88 Indianapolis
		12/22/60 W 91-85 Indianapolis
ARKANSAS 2-3	BOWLING GREEN 3-0	12/22/70 W 111-94 Bloomington
12/15/49 W 75-50 Bloomington	12/20/77 W 89-52 Bloomington	12/22/71 W 85-74 Indianapolis
3/21/08 L 72-86 Raleigh	12/9/95 W 78-67 Bloomington	3/15/85 W 79-57 Bloomington
11/18/18 L 72-73 Fayetteville	12/12/98 W 81-55 Bloomington	11/30/91 W 97-73 Bloomington
3/23/19 W 63-60 Bloomington		12/27/92 W 90-48 Indianapolis
12/29/19 L 64-71 Bloomington		11/27/93 L 71-75 Indianapolis
	BRADLEY 2-2	12/21/94 W 89-66 Bloomington
ARKANSAS STATE 1-0	12/21/37 L 38-42 Peoria	12/21/96 W 88-84* Bloomington
11/22/17 W 87-70 Bloomington	12/27/50 L 62-64 Peoria	12/29/01 L 64-66 Indianapolis
	12/31/65 W 104-87 Chicago	12/13/03 W 62-50 Bloomington
ARMOUR INSTITUTE 1-0	12/9/78 W 80-64 Indianapolis	12/23/05 W 73-55 Indianapolis
12/4/1920 W 46-16 Bloomington		11/14/06 L 55-60 Indianapolis
	BRIGHAM YOUNG (BYU) 2-0	11/27/11 W 75-59 Bloomington
AUBURN 1-0	12/28/71 W 61-50 Norfolk	12/15/12 L 86-88 Indianapolis
3/14/87 W 107-90 Indianapolis	12/26/73 W 96-52 Portland	12/20/14 W 82-73 Indianapolis
		12/17/16 L 78-83 Indianapolis
AUSTIN PEAY 3-0	BROWN 1-0	12/15/18 W 71-68 Indianapolis
12/11/92 W 107-61 Bloomington	12/29/79 W 61-52 San Diego	12/19/20 W 68-60 Indianapolis
11/16/15 W 102-76 Bloomington		
12/22/16 W 97-62 Bloomington	BRYANT UNIVERSITY 2-0	CALIFORNIA 3-1
	12/28/09 W 90-52 Bloomington	12/23/40 W 42-39 Berkeley
BALL STATE 20-1	11/9/12 W 97-54 Bloomington	12/17/65 W 71-64 Lexington
12/7/1934 W 35-19 Bloomington	BUCHTEL 0-1	12/12/80 W 94-58 Bloomington
12/6/35 W 44-28 Bloomington	3/3/1905 L 24-48 Akron	3/15/90 L 63-65 Hartford
2/1/37 W 31-22 Muncie		
12/11/37 L 38-42 Muncie	BUFFALO 1-0	CANISUIS 1-0
12/5/38 W 54-29 Bloomington	12/10/99 W 45-83 Bloomington	12/29/99 W 95-53 Indianapolis
2/19/46 W 84-41 Bloomington		
12/5/59 W 103-63 Bloomington	BUTLER 40-15	CENTRAL ARKANSAS 1-0
12/1/71 W 84-77 Bloomington	2/8/1901 L 17-22 Bloomington	12/19/18 W 86-53 Bloomington
1/3/73 W 94-71 Bloomington	2/28/01 L 20-24 Indianapolis	
12/15/73 W 87-62 Muncie	1/15/02 L 15-17 Bloomington	CENTRAL CONNECTICUT 1-0
11/29/80 W 75-69 Bloomington	2/25/02 W 32-29 Indianapolis	12/08/12 W 100-69 Bloomington
11/27/82 W 91-75 Bloomington	1/14/03 W 28-16 Bloomington	
12/29/83 W 86-43 Indianapolis	2/23/03 W 35-23 Indianapolis	CENTRAL MICHIGAN 1-0
12/28/98 W 72-62 Indianapolis	1/25/05 W 41-23 Indianapolis	12/14/91 W 99-52 Bloomington
12/9/00 W 65-50 Bloomington	2/26/05 L 29-44 Indianapolis	
12/8/01 W 74-61 Bloomington	1/9/06 W 42-11 Bloomington	CHAMINADE 2-0
12/31/02 W 76-62 Muncie	2/11/07 W 30-17 Indianapolis	11/22/94 W 92-79 Lahaina, Maui
12/28/04 W 71-59 Indianapolis	2/23/07 W 42-7 Bloomington	11/26/08 W 81-79 Lahaina, Maui
12/31/05 W 80-56 Muncie	1/11/11 W 41-16 Bloomington	

ALL-TIME SERIES SCORES

CHARLOTTE 5-1
 12/16/00 W 76-72 Bloomington
 11/18/01 W 65-61 Charlotte
 1/4/03 W 70-60 Bloomington
 12/22/04 L 73-74 Bloomington
 12/19/05 W 71-54 Charlotte
 12/2/06 W 74-57 Bloomington

CHATTANOOGA 3-0
 11/12/07 W 99-79 Bloomington
 11/13/11 W 78-53 Bloomington
 3/17/16 W 99-74 Des Moines

CHICAGO STATE 4-0
 11/19/06 W 90-69 Bloomington
 12/29/07 W 97-59 Bloomington
 11/8/13 W 100-72 Bloomington
 11/6/18 W 104-55 Bloomington

CINCINNATI 12-3
 3/1/1906 L 23-26 Cincinnati
 2/17/19 W 38-24 Cincinnati
 2/19/20 W 36-12 Bloomington
 1/2/25 W 51-7 Bloomington
 1/4/28 W 56-41 Cincinnati
 12/9/32 W 41-12 Bloomington
 12/4/36 W 46-13 Bloomington
 12/18/45 W 54-44 Bloomington
 2/11/46 W 60-22 Cincinnati
 12/5/53 W 78-63 Bloomington
 12/18/54 L 65-97 Cincinnati
 12/19/55 W 80-61 Bloomington
 12/30/76 L 43-52 New Orleans
 1/4/92 W 81-60 Cincinnati
 12/19/92 W 79-64 Bloomington

THE CITADEL 1-0
 12/1/73 W 74-55 Bloomington

CLEMSON 0-1
 12/29/80 L 57-58 Honolulu

CLEVELAND STATE 0-1
 3/13/86 L 79-83 Syracuse

COASTAL CAROLINA 1-0
 3/14/91 W 79-69 Louisville

COLGATE 1-0
 12/27/96 W 63-48 Indianapolis

COLORADO 1-2
 12/28/92 W 85-65 Indianapolis
 3/11/97 L 62-80 Winst-S, N.C.
 12/23/10 L 69-78 Las Vegas

COLORADO STATE 2-0
 12/15/51 W 80-48 Fort Collins
 12/11/81 W 82-41 Bloomington

COLUMBIA 1-0
 12/26/75 W 106-63 New York

CONNECTICUT 4-6
 12/17/38 W 71-38 Bloomington
 11/25/95 L 52-86 Anchorage

11/15/96 W 68-61 Indianapolis
 3/14/98 L 68-78 Wash., D.C.
 12/4/04 L 69-74 Hartford
 2/4/06 L 80-88 Bloomington
 1/20/07 W 77-73 Hartford
 1/26/08 L 63-68 Bloomington
 11/22/13 L 58-59 New York
 12/10/19 W 57-54 New York

COPPIN STATE 2-0
 12/22/07 W 73-46 Bloomington
 12/10/12 W 87-51 Bloomington

CORNELL 1-0
 11/30/08 W 72-57 Bloomington

CREIGHTON 2-2
 2/4/1920 L 20-29 Omaha
 12/21/23 L 29-39 Omaha
 12/20/74 W 71-53 Bloomington
 11/19/15 W 86-65 Bloomington

DAVIDSON 1-0
 12/18/78 W 101-64 Bloomington

DELAWARE 1-0
 12/8/95 W 85-68 Bloomington

DELAWARE STATE 1-0
 12/19/16 W 103-56 Bloomington

DEPAUL 14-8
 1/3/1936 L 31-35 Chicago
 2/3/40 W 51-30 Chicago
 12/4/43 L 43-81 Chicago
 2/5/49 L 46-47* Chicago
 12/13/49 W 61-55 Bloomington
 3/13/53 W 82-80 Chicago
 2/1/58 W 76-66 Chicago
 1/31/59 W 75-69 Bloomington
 1/30/60 W 82-78 Chicago
 1/28/61 W 81-78 Chicago
 1/13/62 W 98-89 Chicago
 1/26/63 W 76-75 Bloomington
 1/27/64 L 78-85 Chicago
 12/14/64 W 91-78 Bloomington
 2/1/66 L 79-100 Chicago
 1/30/67 W 72-70 Bloomington
 1/29/68 L 78-79 Chicago
 1/27/69 W 87-66 Chicago
 1/27/70 L 70-75 Chicago
 12/17/76 W 50-42 Indianapolis
 12/23/95 L 82-84 Bloomington
 12/10/96 W 74-57 Chicago

DETROIT MERCY 6-3
 1/24/18 W 24-15 Bloomington
 12/19/59 W 85-85 Bloomington
 12/10/60 L 79-81* Detroit
 12/16/61 W 92-84 Bloomington
 12/17/62 W 92-84 Bloomington
 12/16/63 W 110-92 Bloomington
 12/19/64 W 108-89 Detroit
 12/6/65 L 75-78 Bloomington
 1/2/68 L 93-99 Detroit

DRAKE 6-2
 12/20/1923 W 53-30 Des Moines
 12/13/48 W 57-35 Bloomington
 1950-51 W 59-49 Des Moines
 12/22/55 W 82-79 Des Moines
 12/1/58 W 68-59 Bloomington
 12/2/61 L 81-90 Des Moines
 12/7/62 L 76-87 Bloomington
 12/27/98 W 102-46 Indianapolis

DUKE 3-7
 3/20/87 W 88-82 Cincinnati
 4/4/92 L 78-81 Minneapolis
 11/24/95 L 64-70 Anchorage
 11/29/96 W 85-69 New York
 3/21/02 W 74-73 Lexington
 11/30/05 L 67-75 Bloomington
 11/28/06 L 51-54 Durham
 12/2/15 L 74-94 Durham
 11/29/17 L 81-91 Bloomington
 11/27/18 L 69-90 Durham

DUQUESNE 2-0
 12/27/39 W 51-49 Pittsburgh
 3/23/40 W 39-30 Indianapolis

EAST CAROLINA 2-0
 11/26/77 W 75-59 Bloomington
 12/13/86 W 96-68 Bloomington

EASTERN ILLINOIS 2-0
 3/19/92 W 94-55 Boise
 11/13/15 W 88-49 Bloomington

EASTERN KENTUCKY 3-0
 12/15/87 W 103-75 Bloomington
 12/18/93 W 91-80 Bloomington
 12/28/94 W 92-49 Indianapolis

EASTERN MICHIGAN 5-0
 12/1/70 W 99-82 Bloomington
 12/10/82 W 85-48 Bloomington
 12/3/05 W 79-63 Bloomington
 11/24/17 W 87-67 Bloomington
 11/9/21 W 68-62 Bloomington

EASTERN WASHINGTON 1-1
 12/28/01 W 87-60 Bloomington
 11/24/14 L 86-88 Bloomington

ELON 1-0
 12/20/22 W 96-72 Bloomington

EVANSVILLE 9-0
 12/23/35 W 39-32 Evansville
 12/3/94 W 84-63 Indianapolis
 12/20/95 W 76-48 Evansville
 11/27/96 W 74-73 New York
 12/21/96 W 75-57 Indianapolis
 12/9/97 W 85-73 Bloomington
 11/21/10 W 67-54 Bloomington
 11/16/11 W 94-73 Evansville
 11/26/13 W 77-46 Bloomington

FAIRFIELD 1-0
 3/12/87 W 92-58 Indianapolis

ALL-TIME SERIES SCORES

FLORIDA	3-0		GRAMBLING	1-0	1/11/37	L	31-40	Champaign	
12/26/74	W	98-84	12/29/82	W	110-62	Indianapolis	L	25-42	Bloomington
12/28/77	W	73-60					W	51-46 *	Bloomington
12/30/84	W	80-63	GRAND CANYON	1-0	3/4/38	W	45-35	Champaign	
			12/13/14	W	94-66	Bloomington	W	29-28	Champaign
FLORIDA A&M	1-0		HARVARD	1-0	1/9/39	W	38-36	Bloomington	
11/21/05	W	100-63	12/2/72	W	97-76	Bloomington	W	48-38	Champaign
FLORIDA ATLANTIC	1-0		HAWAII	1-1	2/9/42	W	41-36	Bloomington	
12/21/12	W	88-52	12/30/74	W	69-52	Honolulu	L	48-71	Champaign
FLORIDA GULF COAST	1-0		11/28/97	L	65-82	Honolulu	W	65-55	Bloomington
11/12/10	W	88-60	HOLY CROSS	1-0	2/15/47	W	48-41	Bloomington	
FLORIDA STATE	5-1		12/28/99	W	79-44	Indianapolis	L	45-46	Champaign
12/8/75	W	83-59	HOUSTON	1-0	3/1/48	L	51-52	Bloomington	
3/16/91	W	82-60	12/28/72	W	75-72	El Paso	L	42-44**	Bloomington
3/26/92	W	85-74	HOUSTON BAPTIST	1-0	1/8/49	L	68-91	Champaign	
11/25/92	W	81-78	12/10/16	W	103-61	Bloomington	W	83-72	Champaign
12/3/19	W	80-64	HOWARD	3-0	2/13/50	W	80-66	Bloomington	
12/9/20	L	67-69*	11/13/09	W	83-60	Bloomington	W	64-53	Bloomington
FORT WAYNE (IPFW)	1-2		12/19/11	W	107-50	Bloomington	L	65-71	Champaign
12/9/15	W	90-65	11/12/17	W	86-77	Bloomington	L	66-78	Champaign
11/22/16	L	68-71 *	IDAHO	1-0	12/27/85	W	87-57	Indianapolis	
12/18/17	L	72-92	ILLINOIS	96-91			3/4/57	W	84-76
FURMAN	2-0		1/20/1906	L	24-27	Champaign	W	89-82	Bloomington
3/12/78	W	63-62	2/16/1906	W	37-8	Bloomington	W	89-86	Champaign
1/2/05	W	68-52	1/25/1908	L	12-39	Champaign	L	83-89	Bloomington
GARDNER-WEBB	1-0		1/9/1909	L	2-30	Champaign	W	98-100	Champaign
11/21/11	W	73-49	3/13/1909	W	23-13	Bloomington	W	92-78	Champaign
GEORGE MASON	1-1		2/5/1910	L	20-30	Champaign	W	93-82	Bloomington
3/17/89	W	99-85	3/5/1910	L	12-26	Bloomington	L	85-96	Champaign
11/22/09	L	66-69	1/8/11	L	22-32	Champaign	L	104-92	Bloomington
GEORGE WASHINGTON	3-0		2/12/11	W	19-14	Bloomington	L	101-104	Champaign
12/21/1934	W	45-41	2/7/12	W	24-23	Bloomington	W	103-100	Bloomington
12/27/41	W	52-43	2/23/12	L	18-41	Champaign	W	104-96	Bloomington
3/11/99	W	108-88	3/1/13	L	12-29	Champaign	L	81-86	Champaign
GEORGETOWN	2-2		3/8/13	L	17-23	Bloomington	L	84-98	Bloomington
12/6/78	L	54-60	1/6/14	L	6-35	Champaign	W	81-77	Champaign
12/11/79	W	76-69	2/7/14	L	15-31	Bloomington	W	96-81	Bloomington
11/20/12	W	82-72	1/11/15	L	13-34	Champaign	L	70-80	Champaign
12/27/14	L	87-91	1/26/15	L	4-20	Bloomington	W	61-60 *	Champaign
GEORGIA	4-0		12/13/22	L	22-31	Champaign	L	64-77	Bloomington
12/7/40	W	44-31	1/12/23	W	31-24	Bloomington	L	74-94	Champaign
12/19/75	W	93-56	1/17/25	L	24-34	Champaign	L	75-85	Bloomington
12/29/76	W	74-52	2/23/25	W	30-24	Bloomington	W	88-86	Champaign
11/19/12	W	66-53	2/19/26	L	20-21	Bloomington	L	87-103	Bloomington
GEORGIA TECH	2-1		3/6/26	W	28-25	Champaign	W	90-71	Champaign
12/29/69	W	87-65	1/21/28	W	44-29	Bloomington	W	87-66	Bloomington
11/27/08	W	83-79	3/6/28	W	27-23	Champaign	W	107-67	Bloomington
3/14/17	L	63-75	1/8/29	L	16-20	Champaign	W	101-83	Champaign
GONZAGA	2-2		2/23/29	W	32-22	Bloomington	W	73-57	Bloomington
11/26/02	W	76-75	1/17/31	W	35-34	Champaign	W	112-89	Champaign
3/18/06	L	80-90	2/23/31	L	25-39	Bloomington	W	83-55	Champaign
3/15/07	W	70-57	1/11/32	L	22-30	Bloomington	W	58-48	Bloomington
12/06/08	L	54-70	3/7/32	L	32-33	Champaign	W	80-60	Bloomington
			2/10/34	L	25-28	Champaign	L	69-73	Champaign
			2/24/34	W	36-24	Bloomington	L	64-65	Bloomington
			1/5/35	W	32-28	Champaign	W	77-68	Champaign
			1/14/35	W	42-29	Bloomington	L	61-65	Bloomington
							W	72-60	Champaign

ALL-TIME SERIES SCORES

1/31/80	W	60-54	Bloomington
2/9/80	L	68-89	Champaign
1/10/81	W	78-61	Bloomington
3/5/81	W	69-66	Champaign
1/21/82	W	54-53	Champaign
2/11/82	W	73-60	Bloomington
1/13/83	W	69-55	Champaign
3/5/83	W	67-55	Bloomington
1/11/84	W	73-68*	Bloomington
3/4/84	L	53-70	Champaign
1/27/85	L	41-52	Champaign
2/21/85	L	50-66	Bloomington
1/25/86	W	71-69	Bloomington
2/20/86	W	61-60	Champaign
1/28/87	W	69-66	Bloomington
3/1/87	L	67-69	Champaign
2/6/88	W	75-74	Champaign
2/29/88	L	65-75	Bloomington
1/28/89	L	65-75	Champaign
3/5/89	L	67-70	Bloomington
2/4/90	L	65-70	Champaign
3/11/90	L	63-69	Bloomington
1/2/91	W	109-74	Bloomington
3/10/91	W	70-58	Champaign
2/4/92	W	76-65	Champaign
3/1/92	W	76-70	Bloomington
1/16/93	W	83-79	Champaign
2/17/93	W	93-72	Bloomington
1/30/94	L	81-88	Champaign
3/1/94	W	82-77	Bloomington
1/14/95	L	78-67	Champaign
3/2/95	W	89-85	Bloomington
1/13/96	W	85-71	Champaign
2/28/96	W	76-64	Bloomington
2/2/97	L	74-78	Bloomington
1/3/98	L	72-74	Champaign
2/24/98	L	72-82	Bloomington
1/3/99	W	62-53	Bloomington
2/24/99	W	70-64*	Champaign
3/5/99	L	66-82	Chicago
2/22/00	L	63-87	Champaign
3/10/00	L	69-72	Chicago
2/7/01	L	61-67	Bloomington
3/10/01	W	58-56	Chicago
1/26/02	W	88-57	Bloomington
2/26/02	L	62-70	Champaign
1/18/03	W	74-66	Bloomington
2/25/03	L	54-80	Champaign
3/15/03	L	72-73	Chicago
2/3/04	L	51-49	Bloomington
3/12/04	L	71-59	Indianapolis
2/6/05	L	47-60	Champaign
1/17/06	W	62-60	Bloomington
2/19/06	L	58-70	Champaign
1/23/07	L	43-51	Champaign
2/10/07	W	65-61	Bloomington
3/9/07	L	54-58*	Chicago
1/13/08	W	62-58	Bloomington
2/7/08	W	83-79**	Champaign
1/10/09	L	45-76	Champaign
2/15/09	L	52-65	Bloomington
1/9/10	L	60-66	Bloomington
1/30/10	L	70-72	Champaign
1/27/11	W	52-49	Bloomington
3/5/11	L	48-72	Champaign
2/9/12	W	84-71	Bloomington

2/7/13	L	72-74	Champaign
3/15/13	W	80-64	Chicago
12/31/13	L	80-83*	Champaign
1/26/14	W	56-46	Bloomington
3/13/14	L	54-64	Indianapolis
1/18/15	W	80-74	Champaign
1/19/16	W	103-69	Bloomington
2/25/16	W	74-47	Champaign
1/7/17	W	96-80	Bloomington
1/24/18	L	71-73	Champaign
2/14/18	W	78-68	Bloomington
1/3/19	W	73-65	Bloomington
3/7/19	W	92-74	Champaign
3/1/20	L	66-67	Champaign
12/26/20	L	60-69	Champaign
2/2/21	L	71-75*	Bloomington
2/5/22	L	57-74	Bloomington
3/11/22	W	65-63	Indianapolis
1/19/23	W	80-65	Champaign
2/18/23	W	71-68	Bloomington

ILLINOIS-CHICAGO (UIC) 1-0
12/7/02 W 91-62 Bloomington

ILLINOIS STATE 4-0

12/17/83	W	54-44	Bloomington
12/27/86	W	82-58	Indianapolis
12/18/88	W	83-48	Bloomington
11/23/07	W	70-57	Hoffman Estates

INDIANA STATE 17-6

1/24/1902	W	21-13	Terre Haute
2/28/1902	W	25-14	Bloomington
2/28/1903	W	32-16	Terre Haute
3/13/1903	W	23-22	Bloomington
1/11/1905	W	52-16	Bloomington
2/3/1905	L	23-26	Terre Haute
2/2/1906	W	27-12	Terre Haute
1/26/1907	W	29-16	Bloomington
3/1/1907	W	21-19	Terre Haute
1/18/1908	W	37-13	Bloomington
2/21/1908	W	28-10	Terre Haute
2/8/13	W	24-6	Bloomington
12/7/23	W	27-24	Bloomington
12/11/24	L	24-28	Bloomington
12/3/60	W	80-53	Bloomington
12/28/91	W	94-44	Indianapolis
11/14/98	W	76-70	Bloomington
12/11/99	L	60-63	Bloomington
11/29/00	L	58-59	Terre Haute
11/23/04	W	56-52	Bloomington
12/6/05	L	67-72	Terre Haute
11/17/06	W	73-66	Bloomington
11/10/17	L	69-90	Bloomington

IOWA 106-82

2/6/1909	W	18-12	Bloomington
1/19/15	L	20-29	Iowa City
2/23/15	L	19-20	Bloomington
1/12/17	W	21-12	Iowa City
1/19/17	W	12-7	Bloomington
2/17/18	W	29-25	Iowa City
3/8/18	L	11-13	Bloomington
1/13/19	W	23-14	Iowa City
1/24/19	L	10-21	Bloomington
2/7/20	L	20-28	Iowa City

2/13/20	W	25-19*	Bloomington
2/21/21	L	15-22	Iowa City
2/26/21	L	17-26	Bloomington
1/22/23	L	13-19	Iowa City
2/5/23	W	23-21	Bloomington
1/31/25	W	30-28	Iowa City
2/9/25	W	28-21	Bloomington
1/16/26	L	22-29	Iowa City
2/1/26	W	30-20	Bloomington
2/11/28	W	50-33	Bloomington
2/26/28	W	49-39	Iowa City
2/1/29	L	27-29	Iowa City
3/4/29	W	35-30	Bloomington
1/19/31	W	28-20	Iowa City
2/9/31	W	31-18	Bloomington
1/18/32	W	35-27	Bloomington
2/20/32	W	34-33	Iowa City
2/5/34	W	34-25	Bloomington
2/17/34	L	26-29	Iowa City
1/19/35	W	40-35	Iowa City
2/11/35	W	34-30	Bloomington
1/4/37	W	28-24	Bloomington
2/6/37	W	38-34	Iowa City
1/8/38	L	39-48	Iowa City
1/17/38	L	32-36	Bloomington
2/11/39	W	50-39	Iowa City
2/20/39	W	45-40	Bloomington
1/8/40	W	45-30	Bloomington
2/19/40	W	46-42	Iowa City
2/10/41	W	50-40	Bloomington
2/22/41	W	47-36	Iowa City
2/23/42	L	52-55	Iowa City
1/23/43	W	71-55	Iowa City
1/25/43	W	64-43	Iowa City
1/28/44	L	42-43	Bloomington
1/29/44	L	40-52	Bloomington
1/22/45	L	51-56	Iowa City
2/10/45	L	40-45	Bloomington
1/12/46	W	45-39	Bloomington
2/25/46	W	49-46	Iowa City
1/18/47	W	50-48	Bloomington
2/22/47	L	46-68	Iowa City
1/17/48	L	52-61	Iowa City
2/14/48	W	49-47	Bloomington
1/10/49	W	50-39	Bloomington
2/26/49	W	76-60	Iowa City
1/14/50	L	64-65	Iowa City
2/25/50	L	53-59	Bloomington
2/12/51	W	63-54	Iowa City
2/26/51	W	63-53	Bloomington
1/12/52	L	59-78	Iowa City
1/21/52	W	82-69	Bloomington
12/22/53	W	91-72	Iowa City
3/9/53	W	68-61	Bloomington
2/22/54	L	64-82	Bloomington
2/12/55	L	75-90	Iowa City
2/20/56	L	83-87	Bloomington
3/5/56	L	73-84	Iowa City
2/2/57	W	82-66	Iowa City
2/18/57	W	90-76	Bloomington
1/18/58	L	75-79	Iowa City
1/17/59	L	78-88	Bloomington
2/8/60	W	87-74	Bloomington
2/20/60	W	79-64	Iowa City
2/11/61	L	67-74	Bloomington
3/4/61	W	78-69	Iowa City

ALL-TIME SERIES SCORES

2/17/62	W	72-69	Bloomington	2/28/98	L	70-84	Iowa City	JACKSONVILLE	3-0		
2/18/63	W	72-71	Iowa City	12/31/98	L	52-67	Iowa City	12/27/77	W	69-59	Jacksonville
1/4/64	L	71-72	Bloomington	2/27/99	W	88-81	Bloomington	12/28/12	W	93-59	Bloomington
2/10/64	L	75-82	Iowa City	1/18/00	W	74-71	Bloomington	12/22/18	W	94-64	Bloomington
1/11/65	W	85-76	Iowa City	1/27/01	L	66-71	Iowa City	JAMES MADISON	2-0		
1/18/65	L	68-74	Bloomington	3/11/01	L	61-63	Chicago	12/27/77	W	69-59	Jacksonville
1/17/66	W	73-61	Bloomington	1/13/02	W	77-66	Bloomington	3/22/13	W	83-62	Dayton
3/7/66	L	77-82	Iowa City	2/5/02	W	79-51	Iowa City	KANSAS	8-7		
1/7/67	L	73-84	Iowa City	3/9/02	L	60-62	Indianapolis	3/30/40^	W	60-42	Kansas City
2/25/67	L	74-75 *	Bloomington	2/19/03	W	79-63	Iowa City	3/18/53^	W	69-68	Kansas City
2/24/68	L	70-78	Bloomington	3/1/03	W	91-88*	Bloomington	12/6/71	W	59-56	Bloomington
1/11/69	L	72-91	Iowa City	2/7/04	L	84-82	Bloomington	12/5/72	W	72-55	Lawrence
1/31/70	L	93-100	Iowa City	1/29/05	L	57-72	Iowa City	12/5/73	W	72-59	Bloomington
2/7/70	L	89-104	Bloomington	1/24/06	L	60-73	Iowa City	12/4/74	W	74-70*	Lawrence
2/13/71	W	86-84	Iowa City	2/11/06	L	67-70	Bloomington	12/29/81	L	61-71	New York
3/6/71	W	104-88	Bloomington	1/16/07	W	71-64	Bloomington	3/21/91	L	65-83	Charlotte
2/19/72	W	86-79	Bloomington	2/03/07	L	75-81	Iowa City	12/5/92	L	69-74	Indianapolis
3/3/73	W	80-64	Iowa City	1/2/08	W	79-76	Iowa City	3/27/93	L	77-83	St. Louis
1/19/74	W	55-51	Iowa City	1/23/08	W	65-43	Bloomington	12/22/93	L	83-86*	Lawrence
2/2/74	W	85-50	Bloomington	1/03/09	L	60-65	Iowa City	12/17/94	W	80-81	Bloomington
1/11/75	W	102-49	Bloomington	2/4/09	W	68-60	Bloomington	12/16/95	L	83-91	Kansas City
2/8/75	W	79-56	Iowa City	1/24/10	L	43-58	Bloomington	11/11/16	W	103-99*	Honolulu
1/26/76	W	88-73	Iowa City	2/28/10	L	57-73	Iowa City	12/17/22	L	62-84	Lawrence
2/23/76	W	101-81	Bloomington	1/23/11	L	77-91	Iowa City	KANSAS STATE	19-12		
1/29/77	W	81-65	Bloomington	2/5/11	L	63-64	Bloomington	12/14/36	W	60-33	Bloomington
2/28/77	L	73-80	Iowa City	1/29/12	W	103-89	Bloomington	12/15/47	L	53-61	Manhattan
1/5/78	W	69-51	Bloomington	2/19/12	L	66-78	Iowa City	12/16/48	W	56-36	Bloomington
3/4/78	W	71-55	Iowa City	12/31/12	W	69-65	Iowa City	12/16/51	W	58-52	Manhattan
1/13/79	L	61-90	Iowa City	3/2/13	W	73-60	Bloomington	12/16/51	W	80-75	Bloomington
2/22/79	W	64-62	Bloomington	2/27/14	W	93-86	Bloomington	12/22/52	W	80-75	Bloomington
1/17/80	W	81-69	Bloomington	3/3/15	L	63-77	Bloomington	12/13/52	L	80-82	Manhattan
2/14/80	W	66-55	Iowa City	2/11/16	W	85-78	Bloomington	12/7/53	W	92-66	Bloomington
1/22/81	L	53-56	Bloomington	3/1/16	W	81-78	Iowa City	12/21/54	L	74-91	Manhattan
2/19/81	L	65-78	Iowa City	2/21/17	L	90-96	Iowa City	12/10/55	W	96-72	Bloomington
2/4/82	L	40-62	Iowa City	3/9/17	W	95-73	Washington, DC	12/15/56	L	77-84	Manhattan
2/13/82	W	73-58	Bloomington	12/04/17	W	77-64	Bloomington	12/7/57	L	61-66	Bloomington
1/29/83	L	48-63	Iowa City	2/17/18	W	84-82	Iowa City	12/6/58	L	79-82	Manhattan
2/16/83	L	57-58	Bloomington	2/7/19	L	72-77	Bloomington	12/14/59	W	67-58	Bloomington
1/28/84	W	54-47	Bloomington	2/22/19	L	70-76*	Iowa City	12/5/60	W	98-80	Manhattan
2/16/84	W	49-45	Iowa City	2/13/20	W	89-77	Bloomington	12/9/61	L	78-88	Bloomington
1/31/85	L	59-72	Bloomington	1/21/21	W	81-69	Iowa City	12/21/62	L	72-88	Manhattan
3/3/85	L	50-70	Iowa City	2/7/21	W	67-65	Bloomington	12/9/63	L	84-93	Bloomington
1/30/86	L	69-79	Iowa City	1/13/22	L	74-83	Iowa City	12/5/64	W	74-70	Manhattan
3/2/86	W	80-73	Bloomington	3/12/22	L	77-80	Indianapolis	12/13/65	L	76-103	Bloomington
1/22/87	L	88-101	Iowa City	1/5/23	L	89-91	Iowa City	12/13/66	L	69-82	Manhattan
2/21/87	W	84-75	Bloomington	2/28/23	L	68-90	Bloomington	12/11/67	W	89-83	Bloomington
1/6/88	L	70-84	Iowa City	IOWA STATE	4-2			12/9/68	L	83-87*	Manhattan
3/12/88	W	116-89	Bloomington	12/23/61	L	70-83	Ames	12/8/69	W	102-95	Bloomington
1/30/89	W	104-89	Bloomington	12/8/62	L	55-63	Bloomington	12/5/70	W	75-72	Manhattan
3/11/89	L	79-87	Iowa City	12/11/84	W	69-67	Ames	12/23/80	W	51-44	Manhattan
1/18/90	W	83-79	Iowa City	12/21/85	W	86-65	Bloomington	12/19/81	W	58-49	Bloomington
2/17/90	W	118-71	Bloomington	12/23/89	W	115-66	Bloomington	12/18/82	W	48-46	Manhattan
1/19/91	W	99-79	Iowa City	12/21/90	W	87-76	Ames	12/21/83	W	56-53*	Bloomington
2/21/91	L	79-80*	Bloomington	IUPUI	2-0			12/22/84	W	70-58	Manhattan
2/9/92	W	81-66	Bloomington	12/22/06	W	86-57	Indianapolis	12/10/85	W	78-71	Bloomington
3/4/92	W	64-60	Iowa City	11/18/08	W	60-57	Bloomington	11/23/98	W	71-70	Lahaina, Maui
1/6/93	W	75-67	Bloomington	JACKSON STATE	2-0			KENNESAW STATE	3-0		
2/6/93	W	73-66	Iowa City	12/23/21	W	70-35	Bloomington	12/22/13	W	90-66	Bloomington
1/11/94	W	89-75	Iowa City	11/25/22	W	90-51	Bloomington	12/22/15	W	99-72	Bloomington
2/12/94	W	93-91	Bloomington					12/23/22	W	69-55	Bloomington
1/4/95	L	55-74	Iowa City								
3/12/95	W	110-79	Bloomington								
1/30/96	W	76-73	Bloomington								
2/11/96	L	50-76	Iowa City								
2/4/97	L	67-75	Iowa City								
12/31/97	L	76-89	Bloomington								

ALL-TIME SERIES SCORES

KENT STATE	4-1	LA SALLE	1-1	LOYOLA-CHICAGO	7-6
11/30/85 W 89-73	Bloomington	12/18/56 W 93-80	Philadelphia	12/14/35 W 32-25	Chicago
11/28/89 W 79-68	Bloomington	12/28/68 L 88-108	Philadelphia	1/30/37 L 30-36	Chicago
3/15/01 L 73-77	San Diego	LAFAYETTE	1-0	12/28/42 W 51-43	Chicago
3/23/02 W 81-69	Lexington	11/13/06 W 91-66	Indianapolis	12/21/46 L 53-60	Chicago
3/17/23 W 71-60	Albany	LAMAR	1-0	12/28/47 W 59-40	Bloomington
KENTUCKY	25-32	12/22/2014 W 85-72	Bloomington	12/30/61 L 90-95	Chicago
12/18/1924 W 20-18	Lexington	LIBERTY	1-0	12/19/62# L 94-106	Bloomington
1/5/26 W 34-23	Bloomington	11/19/2016 W 87-48	Bloomington	12/31/63 L 92-105	Chicago
12/21/26 W 38-19	Lexington	LIPSCOMB	0-1	2/8/65 W 109-82	Bloomington
2/4/28 W 48-29	Bloomington	12/28/08 L 69-74	Bloomington	1/3/66 L 68-91	Bloomington
12/30/40 W 48-45	New Orleans	LITTLE ROCK	3-0	12/17/66 W 83-73	Chicago
12/23/42 W 58-52	Louisville	12/14/89 W 105-77	Bloomington	12/16/68 W 88-83	Bloomington
12/11/43 L 41-66	Louisville	12/29/94 W 77-53	Indianapolis	12/3/69 W 100-95	Chicago
12/16/44 L 43-61	Louisville	11/23/22 W 87-68	Bloomington	LOYOLA-MARYLAND	0-1
12/18/65 L 56-91	Lexington	LIU-BROOKLYN	1-0	12/22/09 L 67-72	Bloomington
12/13/69 L 92-109	Lexington	11/12/13 W 73-72	Bloomington	MANHATTAN	2-0
12/12/70 L 93-95*	Bloomington	LONG BEACH STATE	1-0	12/19/36 W 42-34	New York City
12/17/71 W 90-89**	Louisville	12/9/89 W 92-75	Bloomington	12/27/75 W 97-61	New York City
12/9/72 W 64-58	Bloomington	LONGWOOD	1-0	MARQUETTE	8-2
3/17/73 W 72-65	Nashville	11/18/07 W 100-49	Bloomington	2/2/1922 W 20-17	Milwaukee
12/8/73 W 77-68	Louisville	LOUISIANA	1-0	2/4/32 W 30-18	Bloomington
12/7/74 W 98-74	Bloomington	11/21/21 W 76-44	Bloomington	12/20/32 L 20-21	Milwaukee
3/22/75 L 90-92	Dayton	LSU	5-0	12/23/46 W 74-50	Milwaukee
12/15/75 W 77-68	Louisville	3/17/53 W 80-67	Kansas City	1/3/49 W 56-47	Bloomington
12/6/76 L 51-66	Bloomington	3/13/54 W 73-62	Iowa City	3/15/73 W 75-69	Nashville
12/5/77# L 64-78	Lexington	3/28/81 W 67-49	Philadelphia	3/20/76 W 65-56	Baton Rouge
12/16/78 W 68-67*	Bloomington	3/22/87 W 77-76	Cincinnati	3/24/85 W 94-82**	Bloomington
12/15/79 L 58-69	Lexington	3/21/92 W 89-79	Boise	11/23/01 L 49-50	Anchorage
12/6/80 L 66-68	Bloomington	LOUISIANA TECH	3-0	11/14/18 W 96-73	Bloomington
12/8/81 L 69-85	Bloomington	12/13/85 W 84-63	Bloomington	MARSHALL	4-0
12/22/82 W 62-59	Bloomington	12/13/96 W 73-44	Bloomington	12/27/33 W 36-20	Huntington
3/24/83 L 59-64	Knoxville	11/25/19 W 88-75	Bloomington	12/14/40 W 53-22	Bloomington
12/3/83 L 54-59	Lexington	LOUISVILLE	11-9	12/27/90 W 91-67	Indianapolis
12/8/84 W 81-68	Bloomington	2/4/1921 W 34-17	Bloomington	12/27/21 W 90-79	Bloomington
12/7/85 L 58-63	Lexington	1/30/36 W 48-26	Louisville	MARYLAND	12-9
12/6/86 W 71-66	Bloomington	2/12/38 W 59-40	Louisville	12/29/1933 W 30-17	College Park
12/5/87 L 76-82	Indianapolis	12/15/45 W 62-59	Louisville	12/20/34 W 30-25	College Park
12/20/88 W 75-52	Lexington	12/14/46 L 46-53	Louisville	12/28/59 W 72-63	Louisville
12/2/89 W 71-69	Indianapolis	2/1/54 W 80-71	Bloomington	3/14/81 W 99-64	Dayton
12/18/90 W 87-84	Bloomington	12/29/59 W 90-71	Louisville	4/2/02^ L 52-64	Atlanta
12/7/91 L 74-76	Indianapolis	11/24/84 L 64-75	Bloomington	12/3/02 W 80-74*	Indianapolis
1/3/93 L 78-81	Louisville	12/18/85# L 63-65	Louisville	12/01/09 L 68-80	Bloomington
12/4/93 W 96-84	Indianapolis	12/23/86 W 67-58	Bloomington	1/22/15 W 89-70	Bloomington
12/7/94 L 70-73	Louisville	12/19/87 L 69-81	Louisville	2/11/15 L 66-68	College Park
12/2/95# L 82-89	Indianapolis	12/19/87 L 69-81	Louisville	3/13/15 L 69-75	Chicago
12/7/96 L 65-99	Louisville	3/2/88 L 79-101	Indianapolis	3/6/16 W 80-62	Bloomington
12/6/97 L 72-75	Indianapolis	12/1/90 W 72-52	Indianapolis	1/10/17 L 72-75	College Park
12/8/98 L 61-70	Louisville	3/25/93 W 82-69	St. Louis	1/22/18 W 71-68	Bloomington
12/04/99 W 83-75	Indianapolis	2/9/02 W 77-62	Bloomington	1/11/19 L 75-78	College Park
12/22/00 L 74-88	Louisville	2/1/03 L 76-95	Louisville	1/4/20 L 59-75	College Park
12/22/01 L 52-66	Indianapolis	12/9/14 L 74-94	New York City	1/26/20 L 76-77	Bloomington
12/21/02 L 64-70	Louisville	12/31/16 L 62-77	Indianapolis	1/4/21 W 63-55	Bloomington
12/20/03 L 41-80	Indianapolis	12/9/17 L 62-71	Louisville	1/29/22 W 68-55	College Park
12/11/04 L 58-73	Louisville	12/8/18 W 68-67	Bloomington	2/24/22 W 74-64	Bloomington
12/10/05 W 79-53	Indianapolis			1/31/23 L 55-66	College Park
12/9/06 L 54-59	Lexington			3/10/23 W 70-60	Chicago
12/8/07 W 70-51	Bloomington			MASSACHUSETTS	1-0
12/13/08 L 54-72	Lexington			11/25/02 W 84-71	Maui
12/12/09 L 73-90	Bloomington				
12/11/10 L 62-81	Lexington				
12/10/11# W 73-72	Bloomington				
3/23/12 L 90-102	Atlanta				
3/19/16 W 73-67	Des Moines				

ALL-TIME SERIES SCORES

MASSACHUSETTS - LOWELL 1-0			2/21/31	L 24-33	Ann Arbor	1/10/76	W 80-74	Ann Arbor
11/16/16	W 100-78	Bloomington	3/7/31	L 20-21	Bloomington	2/7/76	W 72-67*	Bloomington
McNEESE STATE 1-0			2/13/33	L 25-32	Bloomington	3/29/76	W 86-68	Philadelphia
12/12/15	W 105-60	Bloomington	3/6/33	W 31-30	Ann Arbor	2/3/77	L 84-89	Ann Arbor
MEMPHIS 1-0			1/8/34	W 29-18	Bloomington	2/13/77	W 73-64	Bloomington
12/29/64	W 91-68	Memphis	3/5/34	L 32-35	Ann Arbor	1/28/78	L 73-92	Ann Arbor
MERCER 1-0			1/6/36	W 33-27	Ann Arbor	2/18/78	W 71-59	Bloomington
1/6/25	W 31-19	Bloomington	2/17/36	W 37-23	Bloomington	2/1/79	W 68-62	Bloomington
MERRIMACK 1-0			2/15/37	L 31-55	Ann Arbor	2/10/79	L 59-60	Ann Arbor
12/12/21	W 81-49	Bloomington	2/5/37	W 31-27	Bloomington	1/10/80	W 63-61*	Bloomington
MIAMI (FLA.) 0-2			3/4/39	L 45-53	Ann Arbor	2/23/80	W 65-61	Ann Arbor
12/15/01	L 53-58	Miami	2/12/40	W 57-30	Bloomington	1/15/81	L 52-55*	Ann Arbor
3/19/23	L 69-85	Albany	1/27/41	W 41-37	Ann Arbor	2/28/81	W 98-83	Bloomington
MIAMI (OHIO) 22-3			1/26/42	W 64-36	Bloomington	1/14/82	W 81-51	Bloomington
12/10/1925	W 47-26	Bloomington	2/16/42	W 47-42	Ann Arbor	2/27/82	W 78-70	Ann Arbor
12/8/31	W 24-18	Bloomington	2/6/43	W 32-24	Bloomington	1/22/83	W 93-76	Bloomington
1/3/33	L 29-33	Oxford	2/8/43	W 48-33	Bloomington	2/24/83	L 56-69	Ann Arbor
1/1/35	W 32-15	Oxford	2/4/44	L 49-65	Ann Arbor	1/21/84	L 50-55	Ann Arbor
12/16/35	W 41-15	Bloomington	2/5/44	L 44-46	Ann Arbor	2/23/84	W 72-57	Bloomington
12/12/36	W 43-13	Bloomington	1/6/45	L 53-54	Ann Arbor	1/2/85	W 87-62	Ann Arbor
12/10/38	W 49-23	Bloomington	1/27/45	L 43-47	Bloomington	3/10/85	L 71-73	Bloomington
1/22/44	L 50-52	Bloomington	12/22/45	W 67-58 *	Ann Arbor	1/2/86	L 69-74	Bloomington
12/7/46	W 69-36	Bloomington	1/21/46	W 46-43	Bloomington	3/8/86	L 52-80	Ann Arbor
2/7/48	W 57-48	Oxford	1/25/47	W 55-42	Bloomington	1/12/87	W 85-84	Ann Arbor
3/15/58	W 98-91	Lexington	2/16/48	L 54-66	Ann Arbor	2/8/87	W 83-67	Bloomington
12/4/71	W 65-50	Bloomington	2/12/49	L 47-54	Bloomington	1/24/88	L 60-72	Bloomington
1/9/72	W 80-68	Bloomington	1/9/50	L 67-69	Ann Arbor	2/13/88	L 79-92	Ann Arbor
1/8/73	W 71-58	Oxford	3/3/51	W 57-42	Ann Arbor	1/23/89#	W 71-70	Ann Arbor
12/21/76	W 76-55	Bloomington	1/5/52	W 58-46	Bloomington	2/19/89#	W 76-75	Bloomington
12/1/79	W 80-52	Bloomington	12/20/52	W 88-60	Bloomington	1/8/90	W 69-67	Bloomington
11/28/81	W 71-64	Bloomington	1/3/53	W 91-88	Ann Arbor	2/8/90	L 71-79	Ann Arbor
11/29/82	W 75-59	Oxford	1/2/54	W 62-60	Ann Arbor	1/24/91	W 70-60	Ann Arbor
11/26/83	L 57-63	Bloomington	1/3/55	W 95-77	Bloomington	2/24/91	W 112-79	Bloomington
12/29/84	W 77-72	Indianapolis	2/11/56	W 97-73	Bloomington	1/21/92	W 89-74	Bloomington
11/28/87	W 90-65	Bloomington	2/18/56	W 80-75	Ann Arbor	3/8/92	L 60-68	Ann Arbor
11/29/88	W 87-70	Oxford	1/5/57	W 73-68	Bloomington	1/12/93	W 76-75	Ann Arbor
11/25/89	W 77-66	Bloomington	2/5/57	L 86-87	Ann Arbor	2/14/93	W 93-92	Bloomington
12/10/94	W 92-77	Bloomington	2/24/58	W 95-88	Bloomington	1/16/94	W 82-72	Bloomington
11/20/22	W 86-56	Indianapolis	2/7/59	W 84-79	Ann Arbor	2/8/94	L 67-91	Ann Arbor
MICHIGAN 110-65			1/11/60	W 77-72	Ann Arbor	1/24/95	L 52-65	Bloomington
1/18/1918	W 21-17	Ann Arbor	2/15/60	W 86-69	Bloomington	2/19/95	L 50-61	Ann Arbor
2/22/18	W 21-20	Bloomington	1/7/61	W 81-70	Ann Arbor	1/23/96	W 99-83	Bloomington
1/20/19	L 22-28	Ann Arbor	3/11/61	W 82-67	Bloomington	2/18/96	L 75-80	Ann Arbor
3/11/19	W 24-16	Bloomington	2/19/62	W 86-77	Bloomington	1/21/97	W 72-70	Bloomington
1/17/20	W 22-9	Ann Arbor	2/26/62	L 89-110	Ann Arbor	2/16/97	W 84-81*	Ann Arbor
3/15/20	W 19-18	Ann Arbor	2/9/63	L 86-90	Ann Arbor	1/6/98	W 80-62	Bloomington
1/10/21	W 30-21	Ann Arbor	3/4/63	W 104-96	Bloomington	2/22/98	L 64-112	Ann Arbor
2/13/22	W 15-14	Bloomington	2/15/64	L 87-99	Ann Arbor	1/5/99	L 70-82	Ann Arbor
2/20/22	L 16-24	Ann Arbor	2/15/65	L 95-96**	Bloomington	2/21/99	W 73-71	Bloomington
2/23/24	W 23-22	Ann Arbor	1/10/66	L 68-88	Ann Arbor	1/25/00	W 85-50	Bloomington
3/3/24	W 31-20	Bloomington	2/5/66	L 76-93	Bloomington	2/13/00	W 86-65	Ann Arbor
2/14/25	W 29-28	Ann Arbor	2/27/67	W 98-96	Ann Arbor	1/9/01	L 64-70	Ann Arbor
3/2/25	W 51-33	Bloomington	3/6/67	W 96-90	Bloomington	2/11/01	W 72-59	Bloomington
1/22/27	L 27-31	Bloomington	2/17/68	W 98-92	Bloomington	2/17/02	W 75-55	Ann Arbor
2/19/27	W 37-34	Ann Arbor	1/7/69	L 87-89 *	Ann Arbor	2/12/03	W 63-49	Bloomington
1/13/28	L 41-42	Ann Arbor	2/24/70	W 102-93	Bloomington	3/1/03	W 63-56	Chicago
3/3/28	W 36-34	Bloomington	3/7/70	L 99-108	Ann Arbor	1/11/04	W 59-57	Ann Arbor
1/20/30	L 26-45	Ann Arbor	1/16/71	L 81-92	Ann Arbor	3/3/04	W 61-56	Bloomington
2/22/30	L 18-21	Bloomington	2/23/71	W 88-79	Bloomington	1/19/05	W 62-53	Bloomington
			2/29/72	W 79-75	Bloomington	2/20/05	W 70-63	Ann Arbor
			1/27/73	W 79-73	Ann Arbor	1/3/06	W 70-63	Bloomington
			1/5/74	L 71-73	Ann Arbor	3/4/06	W 69-67	Ann Arbor
			2/16/74	W 93-81	Bloomington	1/27/07	W 76-61	Bloomington
			3/11/74	L 67-75	Champaign	2/17/07	L 55-58	Ann Arbor
			1/6/75	W 90-76	Ann Arbor	1/8/08	W 78-64	Ann Arbor
			2/3/75	W 74-48	Bloomington	1/7/09	L 66-72	Bloomington

ALL-TIME SERIES SCORES

12/31/09	W	71-65	Bloomington
1/14/10	L	45-69	Ann Arbor
1/15/11	W	80-61	Bloomington
2/12/11	L	69-73	Ann Arbor
1/5/12	W	73-71	Bloomington
2/1/12	L	56-68	Ann Arbor
2/2/13	W	81-73	Bloomington
3/10/13	W	72-71	Ann Arbor
2/2/14	W	63-53	Bloomington
3/8/14	L	80-84	Ann Arbor
2/8/15	W	70-67	Bloomington
2/2/16	W	80-67	Ann Arbor
3/11/16	L	69-72	Indianapolis
1/26/17	L	60-90	Ann Arbor
2/12/17	L	63-75	Bloomington
12/02/17	L	55-69	Ann Arbor
1/6/19	L	63-74	Ann Arbor
1/25/19	L	46-69	Bloomington
2/16/20	L	65-89	Ann Arbor
2/27/21	L	57-73	Bloomington
1/23/22	L	62-80	Bloomington
3/10/22	W	74-69	Indianapolis
2/11/23	W	62-61	Ann Arbor
3/5/23	W	75-73*	Bloomington

MICHIGAN STATE		72-59	
1/16/1920	W	20-19	East Lansing
12/31/38	W	37-33	East Lansing
12/23/47	L	60-64	East Lansing
12/6/48	W	48-36	Bloomington
12/10/49	W	73-58	East Lansing
1/2/50	W	60-50	Bloomington
1/13/51	W	47-37	East Lansing
3/3/52	W	70-67	Bloomington
1/5/53	W	69-62	East Lansing
2/14/53	W	65-50	Bloomington
2/6/54	W	79-74	Bloomington
2/20/54	W	63-61	East Lansing
1/17/55	W	88-79	Bloomington
2/28/55	L	77-93	East Lansing
1/16/56	W	79-70	Bloomington
3/2/57	L	61-76	East Lansing
2/8/58	W	82-79	Bloomington
3/8/58	W	75-72	East Lansing
1/3/59	L	77-79	East Lansing
2/28/59	L	82-86	Bloomington
3/5/60	W	86-80	East Lansing
1/9/61	W	79-55	Bloomington
1/6/62	W	76-71	Bloomington
2/24/62	L	85-97	East Lansing
1/5/63	W	96-84	East Lansing
2/23/63	W	113-94	Bloomington
1/11/64	L	103-107	East Lansing
2/4/65	W	112-94	Bloomington
2/26/66	L	63-69	East Lansing
3/5/66	W	86-76	Bloomington
2/6/67	W	82-77	Bloomington
2/13/67	L	77-86	East Lansing
2/20/68	L	70-75	East Lansing
2/1/69	W	79-76	Bloomington
1/3/70	L	84-85	Bloomington
2/21/70	L	66-78	East Lansing
2/9/71	W	71-70	East Lansing
2/16/71	W	90-76	Bloomington
1/29/72	L	73-83	East Lansing
2/5/72	W	83-69	Bloomington

1/22/73	W	97-89	East Lansing
2/19/73	W	75-65	Bloomington
2/25/74	W	91-85	Bloomington
1/4/75	W	107-55	East Lansing
3/8/75	W	94-79	Bloomington
1/12/76	W	69-57	East Lansing
2/9/76	W	85-70	Bloomington
1/17/77	L	60-61	Bloomington
2/5/77	W	81-79	East Lansing
1/30/78	W	71-66	Bloomington
2/4/78	L	59-68	East Lansing
12/30/78#	L	57-74	Portland
1/18/79#	L	58-82	East Lansing
2/15/79#	L	47-59	Bloomington
1/12/80	W	72-64	Bloomington
2/21/80	W	75-72	East Lansing
1/8/81	W	55-43	Bloomington
3/7/81	W	69-48	East Lansing
1/7/82	L	58-65	East Lansing
3/6/82	W	74-58	Bloomington
1/20/83	W	89-85	Bloomington
2/26/83	L	54-62	East Lansing
1/19/84	W	70-62*	East Lansing
2/26/84	L	54-57	Bloomington
1/5/85	L	61-68	East Lansing
3/7/85	L	58-68	Bloomington
1/5/86	L	74-77	Bloomington
3/5/86	W	97-79	East Lansing
1/8/87	W	79-60	East Lansing
2/4/87	W	84-80	Bloomington
1/16/88	L	74-75*	East Lansing
2/18/88	W	95-58	Bloomington
1/21/89	W	75-60	Bloomington
2/23/89	W	76-65	East Lansing
1/24/90	L	57-75	Bloomington
2/25/90	L	66-72	East Lansing
1/26/91	W	97-63	Bloomington
2/28/91	W	62-56	East Lansing
2/1/92	L	60-76	East Lansing
2/19/92	W	103-73	Bloomington
3/10/93	W	99-68	Bloomington
3/9/94	L	78-94	East Lansing
1/11/95	W	89-82	Bloomington
3/5/95	L	61-67	East Lansing
1/4/96	L	60-65	East Lansing
3/10/96	W	57-53	Bloomington
1/2/97	W	77-65	Bloomington
3/8/97	L	60-63	East Lansing
1/28/98	L	66-84	East Lansing
1/24/99	L	59-73	Bloomington
1/11/00#	L	71-77*	East Lansing
2/26/00#	W	81-79*	Bloomington
1/7/01	W	59-58	Bloomington
2/20/01	L	57-66	East Lansing
1/8/02	W	83-65	Bloomington
2/24/02	L	54-57	East Lansing
3/8/02	W	67-56	Indianapolis
1/28/03	L	54-61	East Lansing
2/8/03	L	62-67*	Bloomington
1/31/04	L	72-84	East Lansing
2/27/05	W	78-74*	Bloomington
1/11/06	L	73-87	East Lansing
2/26/06	W	78-71	Bloomington
1/7/07	W	73-51	Bloomington
2/24/07	L	58-66	East Lansing
2/16/08	W	80-61	Bloomington

3/2/08	L	74-103	East Lansing
2/7/09	L	47-75	East Lansing
3/3/09	L	59-64	Bloomington
2/16/10	L	58-72	Bloomington
1/30/11	L	83-84*	East Lansing
12/28/11	L	65-80	East Lansing
2/28/12	W	70-55	Bloomington
1/27/13	W	75-70	Bloomington
2/19/13	W	72-68	East Lansing
1/4/14	L	56-73	Bloomington
1/21/14	L	66-71	East Lansing
1/5/15	L	50-70	East Lansing
3/7/15	L	72-74	Bloomington
2/14/16	L	69-88	East Lansing
1/21/17	W	82-75	Bloomington
1/19/18	L	57-85	East Lansing
2/03/18	L	60-63	Bloomington
2/2/19	W	79-75*	East Lansing
3/2/19	W	63-62	Bloomington
1/23/20	W	67-63	Bloomington
2/20/21	L	71-78	Bloomington
3/2/21	L	58-64	East Lansing
1/22/22	L	61-76	East Lansing
1/22/23	W	82-69	Bloomington
2/21/23	L	65-80	East Lansing

MINNESOTA		107-69	
2/17/1912	L	7-34	Minneapolis
3/13/12	L	17-26	Bloomington
2/23/14	L	23-26	Minneapolis
3/7/14	L	8-28	Bloomington
2/14/16	L	20-29	Bloomington
2/29/16	L	20-27	Minneapolis
1/11/19	L	13-35	Minneapolis
2/22/19	L	14-20	Bloomington
1/21/21	W	25-23	Minneapolis
3/7/21	L	25-29	Bloomington
1/23/22	L	16-19	Minneapolis
2/4/22	W	23-19	Bloomington
1/7/23	W	33-20	Bloomington
2/10/23	L	25-29	Minneapolis
1/12/24	W	29-23	Minneapolis
2/8/24	W	39-25	Bloomington
1/9/26	W	33-28	Bloomington
2/26/26	W	41-23	Minneapolis
1/10/27	W	37-24	Minneapolis
2/7/27	W	42-16	Bloomington
1/12/29	W	37-36	Minneapolis
1/21/29	W	41-22	Bloomington
3/3/30	W	31-25	Bloomington
3/10/30	L	29-34	Minneapolis
1/16/32	L	35-37	Minneapolis
2/13/32	W	27-22	Bloomington
2/11/33	W	31-22	Bloomington
2/20/33	W	36-25	Minneapolis
2/9/35	W	48-23	Bloomington
3/9/35	W	38-29	Minneapolis
1/18/36	W	33-31	Minneapolis
2/1/36	W	26-23	Bloomington
1/10/38	W	39-38	Minneapolis
2/21/38	L	36-37	Bloomington
2/25/39	W	49-37	Bloomington
1/13/40	L	44-46	Minneapolis
2/15/41	W	44-34	Bloomington
1/1042	L	43-63	Minneapolis
2/28/42	W	54-45	Bloomington

ALL-TIME SERIES SCORES

2/20/43	W	51-39	Bloomington	2/6/82	W	58-55	Minneapolis	3/4/20	W	72-67	Bloomington
2/22/43	W	40-28	Bloomington	2/5/83	W	76-51	Bloomington	2/17/21	W	82-72	Bloomington
2/18/44	L	47-48	Minneapolis	2/10/83	W	63-59	Minneapolis	1/9/22	W	73-60	Bloomington
2/19/44	W	48-47	Minneapolis	2/2/84	W	67-54	Minneapolis	2/27/22	W	84-79	Minneapolis
1/20/45	W	48-46	Minneapolis	2/11/84	W	74-72*	Bloomington	1/25/23	W	61-57	Minneapolis
2/3/45	L	48-56	Bloomington	1/2/85	W	89-66	Bloomington	!-Denotes game forfeited			
1/7/46	L	48-59	Bloomington	2/28/85	W	79-68	Minneapolis	MISSISSIPPI (OLE MISS) 0-1			
2/23/46	W	75-52	Minneapolis	2/1/86	W	62-54	Minneapolis	11/19/09	L	71-89	San Juan
1/20/47	L	56-59	Minneapolis	2/27/86	W	95-63	Bloomington	MISSISSIPPI STATE 1-0			
1/24/48	W	65-43	Bloomington	1/24/87	W	77-53	Minneapolis	12/28/85	W	74-43	Indianapolis
1/22/49	L	28-35	Minneapolis	2/19/87	W	72-70	Bloomington	MISSISSIPPI VALLEY STATE 3-0			
2/11/50	W	50-39	Bloomington	2/4/88	W	92-63	Bloomington	11/16/10	W	71-54	Bloomington
1/27/51	W	32-26	Bloomington	3/10/88	W	91-85	Minneapolis	11/14/14	W	116-65	Bloomington
2/10/51	L	54-61	Minneapolis	2/4/89	W	66-62	Bloomington	11/27/16	W	85-52	Bloomington
2/11/52	L	61-74	Minneapolis	2/25/89	W	75-62	Minneapolis	MISSOURI 9-9			
3/1/52	W	68-52	Bloomington	1/28/90	L	89-108	Minneapolis	1/4/1929	W	41-29	Bloomington
1/10/53	W	66-63	Bloomington	3/1/90	L	70-75	Bloomington	12/6/54	L	61-64	Bloomington
3/7/53	L	63-65	Minneapolis	2/3/91	W	77-66	Minneapolis	12/17/55	W	81-78	Columbia
1/9/54	W	71-63	Minneapolis	3/7/91	W	75-59	Bloomington	12/14/57	L	73-78	Columbia
2/8/54	W	90-77	Bloomington	1/9/92	W	96-50	Bloomington	12/13/58	W	87-72	Bloomington
1/10/55	L	74-88	Minneapolis	2/12/92	L	67-71	Minneapolis	12/7/59	L	76-79	Columbia
2/14/55	L	70-80	Bloomington	1/27/93	W	61-57	Bloomington	12/12/60	W	66-55	Bloomington
1/9/56	L	71-77	Minneapolis	2/27/93	W	86-75	Minneapolis	12/10/62	L	52-53	Bloomington
2/11/57	W	91-72	Bloomington	2/26/94	W	78-66	Bloomington	12/14/63	W	100-76	Bloomington
1/13/58	W	85-64	Bloomington	2/27/94	L	56-106	Minneapolis	12/5/66	W	77-65	Bloomington
2/3/58	L	66-69	Minneapolis	2/8/95	W	54-64!	Bloomington	12/4/67	W	78-69	Columbia
1/12/59	W	63-59	Bloomington	2/6/96	W	81-66	Minneapolis	12/7/68	W	58-51	Bloomington
2/14/59	W	62-57	Minneapolis	1/8/97	L	91-96*	Bloomington	12/6/69	L	96-109	Columbia
2/27/60	W	78-74	Bloomington	3/1/97	L	72-75	Minneapolis	3/17/95	L	60-65	Boise, Idaho
1/30/61	L	58-66	Minneapolis	1/31/98	W	95-82	Bloomington	12/7/99	W	73-68	Bloomington
1/18/62	L	100-104	Minneapolis	1/26/99	L	83-90*	Minneapolis	12/18/00	L	63-68	Bloomington
1/27/62	W	105-104*	Bloomington	1/15/00	W	86-61	Bloomington	12/6/03	L	58-63	Bloomington
2/11/63	W	70-77	Bloomington	2/9/00	L	75-77	Minneapolis	12/19/04	L	53-56	Columbia
3/2/63	L	73-105	Minneapolis	1/20/01	L	74-78*	Minneapolis	MISSOURI STATE 1-0			
3/7/64	L	89-90*	Bloomington	2/28/01	W	89-53	Bloomington	12/27/97^	W	78-66	Indianapolis
2/27/65	L	88-100	Minneapolis	2/2/02	L	74-88	Minneapolis	^ - known as <i>Southwest Missouri St.</i>			
1/15/66	L	82-91	Minneapolis	3/4/03	W	74-70	Bloomington	MONTANA STATE 3-0			
2/28/66	L	90-96	Bloomington	1/24/04	W	86-81*	Minneapolis	12/18/53	W	74-54	Bozeman
1/9/67	W	83-68	Bloomington	2/18/04	L	71-743	Bloomington	11/29/86	W	90-55	Bloomington
2/4/67	W	82-81	Minneapolis	1/26/05	L	65-70	Minneapolis	11/9/18	W	80-35	Bloomington
1/6/68	W	74-59	Bloomington	2/12/05	W	56-71	Bloomington	MOREHEAD STATE 6-0			
2/3/68	L	75-82	Minneapolis	3/11/05	L	55-71	Chicago	12/2/78	W	80-37	Bloomington
2/8/69	L	83-89	Bloomington	1/29/06	L	42-61	Minneapolis	12/20/86	W	84-62	Bloomington
2/22/69	L	79-83	Minneapolis	2/21/07	W	71-59	Bloomington	12/9/94	W	79-62	Bloomington
1/10/70	L	65-77	Minneapolis	1/17/08	W	65-60	Minneapolis	12/23/03	W	77-57	Bloomington
1/12/71	W	99-73	Bloomington	3/5/08	W	69-55	Bloomington	12/05/15	W	92-59	Bloomington
1/8/72	L	51-52	Minneapolis	3/14/08	L	58-59	Indianapolis	11/7/22	W	88-53	Bloomington
2/8/72	W	61-42	Bloomington	1/25/09	L	63-67	Bloomington	MOUNT ST. MARY'S 1-0			
1/20/73	W	83-71	Bloomington	2/10/09	L	54-62	Minneapolis	12/19/12	W	93-54	Bloomington
2/17/73	L	75-82	Minneapolis	1/17/10	W	81-78	Bloomington	MURRAY STATE 3-0			
2/23/74	W	73-55	Minneapolis	2/20/10	L	58-81	Minneapolis	12/10/77	W	85-61	Bloomington
1/13/75	W	79-59	Bloomington	1/4/11	L	63-67	Minneapolis	12/1/80	W	59-41	Bloomington
2/10/75	W	69-54	Minneapolis	2/2/11	W	60-57	Bloomington	11/18/92	W	103-80	Bloomington
1/24/76	W	85-76	Minneapolis	1/12/12	L	74-77	Bloomington				
2/21/76	W	76-64	Bloomington	2/26/12	W	69-50	Minneapolis				
1/27/77	W	60-79!	Bloomington	1/12/13	W	88-81	Bloomington				
2/15/77	W	61-65!	Minneapolis	2/26/13	L	73-77	Minneapolis				
1/12/78	L	62-75	Minneapolis	2/8/14	L	60-66	Minneapolis				
2/25/78	W	68-47	Bloomington	2/15/15	W	90-71	Bloomington				
1/11/79	L	63-80	Minneapolis	1/16/16	W	70-63	Minneapolis				
2/24/79	W	71-46	Bloomington	1/30/16	W	74-68	Bloomington				
1/24/80	L	47-55	Minneapolis	2/15/17	L	74-75	Minneapolis				
2/16/80	W	67-54	Minneapolis	1/06/18	W	75-71	Minneapolis				
1/29/81	W	56-53*	Minneapolis	2/09/18	W	80-56	Bloomington				
2/21/81	W	74-63	Bloomington	2/16/19	L	63-84	Minneapolis				
1/30/82	L	62-69	Bloomington	2/19/20	W	68-56	Minneapolis				

ALL-TIME SERIES SCORES

NEBRASKA

2/5/20	W	24-20	Lincoln
2/6/20	L	18-38	Lincoln
12/23/37	W	43-42	Lincoln
12/15/39	W	49-39	Lincoln
12/15/41	W	56-29	Bloomington
12/30/42	W	40-39	Lincoln
12/30/44	W	65-42	Bloomington
12/21/74	W	97-60	Bloomington
12/30/82	W	67-50	Indianapolis
1/18/12	L	69-70	Lincoln
2/13/13	W	76-47	Bloomington
1/30/14	L	55-60	Lincoln
3/5/14	L	60-70	Bloomington
12/31/14	W	70-65	Lincoln
1/2/16	W	79-69	Lincoln
2/17/16	W	80-64	Bloomington
12/28/16	L	83-87	Bloomington
2/20/18	L	57-66	Lincoln
1/14/19	L	51-66	Bloomington
12/13/19	W	96-90*	Lincoln
1/18/20	W	82-74	Bloomington
3/11/20	W	89-64	Indianapolis
1/10/21	W	84-76	Lincoln
12/4/21	W	68-55	Bloomington
1/17/22	W	78-71	Lincoln
12/7/22	W	81-65	Bloomington

NEVADA

12/17/60	W	80-52	Bloomington
----------	---	-------	-------------

NEW MEXICO STATE

12/7/61	W	74-68	Bloomington
3/15/12	W	79-66	Portland

NEW ORLEANS

12/22/14	W	79-59	Bloomington
----------	---	-------	-------------

NIAGARA

12/27/68	W	86-83	Philadelphia
12/7/90	W	101-64	Bloomington

NICHOLLS STATE

12/18/05	W	99-65	Bloomington
12/20/13	W	79-66	Bloomington

NORTH ALABAMA

11/12/2019	W	91-65	Bloomington
12/13/2020	W	87-52	Bloomington

NORTH CAROLINA

12/11/61	W	76-70	Greensboro
12/15/62	W	90-76	Bloomington
12/7/63	L	70-77	Charlotte
12/12/64	W	107-81	Bloomington
12/22/79	L	57-61	Bloomington
12/20/80	L	56-65	Chapel Hill
3/30/81^	W	63-50	Philadelphia
3/22/84	W	72-68	Atlanta
11/25/88	L	92-106	New York
12/21/99	W	82-73	E. Rutherford
11/28/01	W	79-66	Chapel Hill
12/1/04#	L	63-70	Bloomington
11/27/12	W	83-59	Bloomington
3/25/16	L	86-101	Philadelphia
11/30/16	W	76-67	Bloomington

11/30/22	W	77-65	Bloomington
----------	---	-------	-------------

NORTH CAROLINA CENTRAL

12/19/09	W	81-58	Bloomington
11/23/10	W	72-56	Bloomington
2/22/12	W	75-56	Bloomington

NORTH CAROLINA STATE

12/16/67	W	101-97*	Raleigh
12/14/68	W	77-62	Bloomington
11/30/11	W	86-75	Raleigh

NORTH DAKOTA STATE

11/12/12	W	87-61	Bloomington
----------	---	-------	-------------

NORTH FLORIDA

12/7/13	W	89-68	Bloomington
---------	---	-------	-------------

NORTH TEXAS

12/7/02	W	84-58	Bloomington
12/29/03	W	79-70	Denton

UNC GREENSBORO (UNCG)

11/21/03	W	71-63	Bloomington
11/28/14	W	87-79	Bloomington

UNC WILMINGTON

12/12/86	W	73-72	Bloomington
3/16/02	W	76-67	Sacramento
11/20/07	W	95-71	Bloomington

NORTHEASTERN

11/23/90	W	100-78	Lahaina, Maui
12/28/01	W	103-65	Indianapolis
12/22/08	L	42-55	Bloomington

NORTHEAST LOUISIANA

11/30/97	W	103-69	Honolulu
----------	---	--------	----------

NORTHERN ILLINOIS

12/2/67	W	71-65	Bloomington
12/1/69	W	89-81	Bloomington
2/1/71	W	113-112	Bloomington
1/4/72	L	71-85	DeKalb
11/12/21	W	85-49	Bloomington

NORTHERN IOWA

1/13/17	W	29-13	Cedar Falls
12/22/10	L	61-67	Las Vegas

NORTHERN KENTUCKY

12/22/21	W	79-61	Bloomington
----------	---	-------	-------------

NORTHWESTERN

1/11/1908	L	18-21	Evanston
1/31/1908	W	36-10	Bloomington
1/16/09	L	12-16	Evanston
1/22/10	W	29-22	Evanston
2/12/10	W	18-10	Bloomington
2/24/11	W	33-19	Evanston
3/11/11	W	41-12	Bloomington
2/1/13	L	21-26	Bloomington
2/15/13	L	18-27	Evanston
1/17/14	L	33-48	Evanston
2/13/14	L	16-40	Bloomington
1/16/15	L	22-30	Evanston

2/6/15	W	31-25	Bloomington
2/19/16	L	26-40	Bloomington
2/28/16	L	20-38	Evanston
1/31/20	W	32-11	Bloomington
3/6/20	L	34-36	Evanston
1/17/21	W	31-10	Bloomington
2/19/21	W	23-21	Evanston
1/14/22	W	21-13	Evanston
2/1822	L	16-25	Bloomington
1/20/23	L	26-30	Evanston
2/3/23	W	31-25	Bloomington
1/25/24	W	39-24	Evanston
2/12/24	W	30-13	Bloomington
1/18/26	W	39-31	Evanston
3/2/26	W	34-28	Bloomington
1/17/27	W	36-24	Evanston
3/5/27	W	44-25	Bloomington
2/5/29	L	30-31	Bloomington
2/25/29	L	26-28	Evanston
1/18/30	W	36-22	Bloomington
2/12/30	W	39-31	Evanston
1/9/32	L	23-29	Evanston
2/8/32	L	25-29	Bloomington
2/6/33	L	28-32	Bloomington
2/27/33	L	32-45	Evanston
2/23/35	W	36-32	Bloomington
3/2/35	L	22-40	Evanston
1/11/36	W	27-24	Bloomington
2/29/36	W	41-34	Evanston
1/15/38	L	29-32*	Bloomington
2/19/38	L	41-52	Evanston
2/18/39	W	44-27	Bloomington
2/17/40	L	36-40	Evanston
1/13/41	W	52-32	Bloomington
1/3/42	L	40-50	Evanston
3/2/42	L	45-49	Bloomington
2/17/47	W	69-43	Bloomington
2/21/48	L	42-47	Chicago
2/14/49	W	56-41	Bloomington
2/4/50	W	64-59	Chicago
2/17/51	W	94-63	Bloomington
2/16/52	W	96-85	Evanston
2/7/53	W	88-84	Evanston
2/28/53	W	90-88*	Bloomington
2/13/54	L	90-100*	Evanston
2/19/55	L	78-85	Bloomington
1/2/56	W	94-81	Bloomington
2/25/56	W	84-82	Evanston
2/4/57	W	74-56	Bloomington
2/16/57	W	87-74	Evanston
1/4/58	W	68-65	Bloomington
1/10/59	W	76-69	Evanston
1/4/60	L	57-61	Evanston
2/1/60	W	76-58	Bloomington
2/4/61	W	90-78	Bloomington
2/27/61	L	58-60*	Evanston
1/29/62	W	72-71	Evanston
2/2/63	L	87-100	Bloomington
1/6/64	L	65-79	Evanston
3/9/64	W	76-68	Bloomington
1/9/65	W	86-73	Bloomington
2/13/65	W	86-76	Evanston
2/19/66	L	82-83	Bloomington
2/18/67	W	81-79	Evanston
1/13/68	L	81-86	Bloomington
2/27/68	L	66-73*	Evanston

ALL-TIME SERIES SCORES

1/14/69	W	87-70	Bloomington	1/5/05	L	52-73	Evanston	12/4/63	W	108-102	Ft. Wayne
2/15/69	L	88-91	Evanston	3/5/05	W	77-55	Bloomington	12/21/64	W	107-81	Ft. Wayne
2/3/70	W	80-78	Bloomington	2/1/06	W	72-63	Bloomington	12/21/65	W	80-58	Ft. Wayne
2/28/70	L	66-75	Evanston	2/28/07	W	69-65	Evanston	12/20/66	W	96-91	Ft. Wayne
1/9/71	W	101-90	Evanston	2/3/08	W	75-63	Bloomington	12/19/67	W	96-91	Ft. Wayne
2/27/71	W	97-74	Bloomington	2/23/08	W	85-82	Evanston	12/21/68	L	94-104	South Bend
3/7/72	W	72-67	Evanston	1/28/09	L	75-77	Evanston	12/20/69	L	88-89	Bloomington
2/3/73	W	83-65	Bloomington	2/25/09	L	53-75	Bloomington	12/15/70	W	106-103	South Bend
1/14/74	W	72-67	Bloomington	2/7/10	L	61-78	Evanston	12/18/71	W	94-29	Bloomington
1/26/74	W	82-53	Evanston	3/6/10	W	88-80	Bloomington	12/12/72	W	69-67	South Bend
1/18/75	W	82-56	Evanston	3/11/10	L	58-73	Indianapolis	12/11/73	L	67-73	Bloomington
2/15/75	W	82-58	Bloomington	1/9/11	L	81-93	Evanston	12/11/74	W	94-84	South Bend
1/5/76	W	78-61	Bloomington	2/19/11	L	64-70	Bloomington	12/11/75	W	93-60	Bloomington
3/1/76	W	76-63	Evanston	2/15/12	W	71-66	Bloomington	12/14/76	L	65-78	South Bend
1/13/77	W	78-53	Evanston	1/20/13	W	67-59	Evanston	12/14/77	W	67-66	Bloomington
1/26/77	W	69-54	Bloomington	1/18/14	L	54-47	Bloomington	12/9/80	L	64-68	South Bend
2/2/78	W	86-70	Bloomington	2/22/14	W	61-56	Evanston	12/1/81	W	69-55	Bloomington
2/11/78	W	86-62	Evanston	2/25/15	L	65-72	Evanston	12/7/82	W	68-52	South Bend
1/20/79	W	74-45	Bloomington	3/12/15	W	71-56	Chicago	11/29/83	W	80-72	Bloomington
2/8/79	W	82-57	Evanston	1/23/16	W	89-57	Bloomington	12/4/84	L	63-74	South Bend
1/19/80	W	81-72	Evanston	1/29/17	L	55-68	Evanston	12/3/85	W	82-67	Bloomington
2/7/80	W	83-69	Bloomington	2/25/17	W	63-62	Bloomington	12/2/86	W	67-62	South Bend
1/24/81	W	93-56	Evanston	1/14/18	W	66-46	Bloomington	12/1/87	W	76-59	Bloomington
2/12/81	W	86-52	Bloomington	12/1/18	W	68-66	Bloomington	12/6/88	L	71-84	South Bend
1/9/82	L	61-75	Evanston	1/22/19	L	66-73	Evanston	12/5/89	W	81-72	Bloomington
3/4/82	W	79-49	Bloomington	1/8/20	W	66-62	Bloomington	11/28/90	W	70-67	South Bend
1/26/83	W	78-73	Chicago	12/23/20	L	67-74	Bloomington	12/3/91	W	78-46	Bloomington
2/19/83	W	74-65	Bloomington	2/10/21	W	79-76	Evanston	12/8/92	W	75-70	South Bend
1/26/84	W	57-44	Bloomington	2/8/22	L	51-59	Evanston	12/7/93	W	101-82	Bloomington
2/18/84	L	51-63	Evanston	1/8/23	L	83-84	Bloomington	11/29/94	L	79-80*	South Bend
1/10/85	W	77-50	Bloomington	2/15/23	L	62-64	Evanston	11/28/95	W	73-53	Bloomington
2/9/85	W	78-59	Evanston	NORTHWESTERN STATE		3-0		12/2/96	W	76-75	South Bend
1/9/86	W	102-65	Evanston	11/15/08	W	83-65	Bloomington	12/3/97	W	91-80	Bloomington
2/8/86	W	77-52	Bloomington	11/28/09	W	90-72	Bloomington	12/1/98	W	76-72*	South Bend
1/17/87	W	95-43	Bloomington	11/26/10	W	100-66	Bloomington	11/30/99	W	81-64*	Bloomington
2/11/87	W	77-75	Evanston	NOTRE DAME		52-22		12/5/00	W	86-78	South Bend
1/11/88	L	64-66	Evanston	2/19/1908	L	20-21	Bloomington	12/4/01	W	76-75	Bloomington
2/11/88	W	74-45	Bloomington	3/3/19	W	29-11	Bloomington	12/10/03	W	66-63	South Bend
1/14/89	W	92-76	Bloomington	1/7/23	W	33-18	Bloomington	12/8/04	L	45-55	Bloomington
2/9/89	W	74-56	Evanston	2/16/24	W	21-20	Bloomington	11/24/08	L	50-88	Lahaina, Maui
1/11/90	W	77-63	Evanston	12/21/29	W	29-17	South Bend	12/17/11	W	69-58	Indianapolis
2/10/90	W	98-75	Evanston	1/7/30	L	29-30	Bloomington	12/14/13	L	79-72	Indianapolis
1/5/91	W	99-58	Bloomington	2/3/31	L	20-25	Bloomington	12/19/15	W	80-73	Indianapolis
2/7/91	W	105-74	Evanston	12/12/32	W	23-18	South Bend	12/16/17	W	80-77*	Indianapolis
1/18/92	W	96-62	Evanston	12/9/47	L	60-70	Bloomington	12/21/19	W	62-60	Indianapolis
2/15/92	W	91-60	Bloomington	1/1/48	W	72-46	Indianapolis	12/18/21	W	64-56	Indianapolis
1/30/93	W	93-71	Evanston	12/28/48	W	50-47	Indianapolis	OAKLAND		1-0	
3/4/93	W	98-69	Bloomington	12/29/49	W	79-69	Indianapolis	12/10/13	W	81-54	Bloomington
1/22/94	W	81-76	Bloomington	12/23/50	W	64-56	Indianapolis	OHIO		9-5	
2/24/94	W	81-74	Evanston	12/28/51	W	67-54	Indianapolis	12/3/55	W	93-74	Bloomington
2/4/95	W	88-67	Evanston	12/6/52	L	70-71	South Bend	12/2/57	L	68-76	Bloomington
2/4/96	W	95-61	Bloomington	3/14/53	W	79-66	Chicago	12/12/59	W	80-68	Bloomington
1/15/97	W	66-63	Evanston	12/14/53	W	66-55	Bloomington	12/1/64	W	81-70	Bloomington
2/22/97	W	64-49	Bloomington	3/12/54	L	64-65	Iowa City	12/7/66	L	90-91*	Bloomington
1/14/98	W	76-58	Evanston	12/11/54	W	73-70	South Bend	12/9/67	W	89-63	Bloomington
2/14/98	W	73-55	Bloomington	1/30/56	W	81-76	Bloomington	12/3/68	L	70-80	Athens
1/13/99	W	81-78	Bloomington	1/29/57	L	82-94	South Bend	12/15/69	L	83-89	Bloomington
2/13/99	W	69-62*	Evanston	12/28/57	L	74-89	Indianapolis	12/18/70	W	97-88	Bloomington
2/5/00	W	89-67	Evanston	3/14/58	L	87-89	Lexington	12/15/71	L	70-79	Bloomington
2/14/01	W	78-54	Bloomington	12/26/58	L	67-73	Indianapolis	12/16/72	W	89-68	Bloomington
1/2/02	W	59-44	Evanston	12/23/59	W	71-60	Indianapolis	12/1/84	W	90-73	Bloomington
3/2/02	W	79-67	Bloomington	12/20/61	W	74-69	Ft. Wayne	12/28/90	W	102-64	Indianapolis
1/15/03	W	71-57	Bloomington	1/2/62	W	122-95	Ft. Wayne	3/18/94	W	84-72	Landover, Md.
2/5/03	L	61-74	Evanston	1/2/63	L	70-73	Ft. Wayne				
1/17/04	W	73-62	Bloomington								
2/25/04	L	59-63	Evanston								

ALL-TIME SERIES SCORES

OHIO STATE

110-88

3/4/1905	L	12-66	Bloomington	1/22/51	W	69-59	Bloomington	3/7/87	W	90-81	Bloomington
1/29/12	W	34-19	Columbus	1/7/52	L	72-73	Columbus	1/27/88	W	75-71	Columbus
1/25/13	L	22-34	Columbus	2/25/52	W	95-80	Bloomington	3/5/88	W	85-77	Bloomington
3/7/13	L	17-19	Bloomington	1/12/53	W	88-68	Columbus	1/4/89	W	75-65	Bloomington
1/31/14	L	17-43	Columbus	2/21/53	W	81-67	Bloomington	3/8/89	W	73-66	Columbus
2/28/14	L	19-28	Bloomington	1/18/54	W	94-72	Bloomington	1/4/90	L	67-69	Columbus
2/12/16	W	26-17	Bloomington	2/27/54	W	84-68	Columbus	3/8/90	W	77-66	Bloomington
2/22/16	W	29-26	Columbus	2/5/55	L	87-90	Columbus	1/21/91	L	85-93	Bloomington
2/24/17	W	24-19	Columbus	3/5/55	W	84-66	Bloomington	2/17/91	L	95-97**	Columbus
3/2/17	L	14-30	Bloomington	2/4/56	L	82-100	Columbus	1/14/92	W	91-83	Bloomington
2/11/18	L	22-28	Bloomington	2/9/57	W	69-59	Bloomington	2/23/92	W	86-80	Columbus
2/12/18	L	21-23	Columbus	2/17/58	L	83-93	Bloomington	1/24/93	W	96-69	Bloomington
2/7/19	L	21-22	Bloomington	2/22/58	W	88-83	Columbus	2/23/93	L	77-81*	Columbus
2/15/19	W	37-31	Columbus	2/2/59	W	122-92	Columbus	2/2/94	W	87-83*	Bloomington
1/10/20	W	22-11	Columbus	2/23/59	L	83-92	Bloomington	3/6/94	L	78-82	Columbus
2/28/20	W	17-16	Bloomington	1/9/60#	L	95-96	Columbus	1/28/95	W	90-75	Bloomington
1/8/21	W	29-21	Columbus	2/29/60#	W	99-83	Bloomington	2/14/95	W	69-52	Columbus
2/14/21	W	33-11	Bloomington	2/6/61	L	65-100	Columbus	1/6/96	W	89-67	Bloomington
1/20/22	L	17-23	Columbus	2/20/61	L	69-73	Bloomington	3/6/96	W	73-56	Columbus
2/27/22	L	18-20	Bloomington	3/10/62	L	65-90	Columbus	1/30/97	L	67-73	Columbus
2/2/24	W	31-29	Bloomington	3/9/63	W	87-85*	Bloomington	2/8/97	W	93-76	Bloomington
2/18/24	L	27-31	Columbus	2/8/64	L	96-98*	Bloomington	1/10/98	W	83-66	Bloomington
1/10/25	L	22-30	Columbus	2/29/64	L	69-73	Columbus	2/19/98	W	74-72	Columbus
3/7/25	L	26-28	Bloomington	1/16/65	W	84-72	Columbus	3/5/98	W	78-71	Chicago
2/22/27	L	18-27	Bloomington	3/1/65	W	110-90	Bloomington	1/9/99	L	56-73	Columbus
3/9/27	W	36-31	Columbus	2/14/66	W	81-61	Bloomington	2/17/99	L	67-69	Bloomington
2/13/28	W	43-26	Bloomington	1/14/67	W	81-80	Columbus	2/19/00	L	71-82	Bloomington
2/22/28	W	52-17	Columbus	2/5/68	L	77-78	Bloomington	1/31/01	W	70-67	Columbus
2/8/30	W	26-22	Columbus	3/2/68	L	93-107	Columbus	1/19/02	L	67-73	Columbus
3/1/30	W	27-15	Bloomington	1/4/69	L	82-90	Bloomington	2/20/02	W	63-57	Bloomington
1/12/31	W	23-21	Bloomington	3/4/69	L	86-108	Columbus	1/11/03	L	69-81	Columbus
3/2/31	L	15-31	Columbus	2/14/70	L	83-100	Bloomington	1/21/03	W	69-51	Bloomington
1/7/33	L	28-35	Columbus	12/30/70	W	85-77	Portland	1/20/04	W	69-61	Columbus
3/4/33	W	40-28	Bloomington	3/9/71	L	75-91	Columbus	2/21/04	L	56-59	Bloomington
1/13/34	W	38-22	Bloomington	1/22/72	L	74-80	Columbus	3/11/04	W	83-69	Indianapolis
1/20/34	L	24-27	Columbus	3/4/72	W	65-57	Bloomington	1/22/05	W	67-60	Bloomington
2/15/36	L	34-43	Bloomington	1/13/73	W	81-67	Bloomington	2/15/05	L	44-57	Columbus
3/2/36	W	40-34	Columbus	2/5/73	L	69-70	Columbus	1/7/06	W	81-79	Bloomington
1/18/37	W	43-36	Bloomington	3/2/74	L	79-85	Columbus	3/11/06	L	51-52	Indianapolis
2/13/37	L	44-48	Columbus	12/27/74	W	102-71	Honolulu	1/2/07	L	67-74	Columbus
1/7/39	L	38-45	Bloomington	2/1/75	W	72-66	Columbus	2/10/08	W	59-53	Columbus
2/6/39	W	46-34	Columbus	3/1/75	W	86-78	Bloomington	2/26/08	W	72-69	Bloomington
2/26/40	L	26-44	Columbus	1/3/76	W	66-64	Columbus	1/13/09	L	53-77	Columbus
3/4/40	W	52-31	Bloomington	3/6/76	W	96-67	Bloomington	1/31/09	L	81-93	Bloomington
2/3/41	W	45-25	Bloomington	1/22/77	W	79-56	Columbus	1/6/10	L	55-79	Columbus
2/17/41	W	40-33	Columbus	3/5/77	W	75-69	Bloomington	2/10/10	L	52-69	Bloomington
2/2/42	W	46-43	Columbus	1/19/78	W	77-63	Bloomington	12/31/10	L	67-85	Bloomington
3/7/42	W	48-23	Bloomington	2/16/78	W	83-70	Columbus	2/27/11	L	61-82	Columbus
1/9/43	W	45-37	Bloomington	1/27/79	L	63-66*	Columbus	12/31/11	W	74-70	Bloomington
1/11/43	W	61-31	Columbus	2/23/79	W	70-62	Bloomington	1/15/12	L	63-80	Columbus
1/14/44	L	46-72	Columbus	3/19/79	W	64-55	New York	2/10/13	W	81-68	Columbus
1/15/44	L	38-74	Columbus	1/3/80	L	58-59	Columbus	3/5/13	L	58-67	Bloomington
2/17/45	L	45-63	Bloomington	3/2/80	W	76-73*	Bloomington	3/2/14	W	72-64	Bloomington
2/24/45	L	52-85	Columbus	1/18/81	W	67-60	Columbus	1/10/15	W	69-66	Bloomington
1/19/46	W	44-39	Bloomington	2/26/81	W	74-58	Bloomington	1/25/15	L	70-82	Columbus
2/9/46	L	52-53*	Columbus	1/16/82	W	66-61	Bloomington	1/10/16	W	85-60	Bloomington
1/6/47	W	62-39	Columbus	2/25/82	L	65-68	Columbus	3/4/17	W	96-92	Columbus
2/24/47	W	46-43	Bloomington	1/8/83	L	67-70	Columbus	1/30/18	L	56-71	Columbus
1/12/48	W	71-54	Bloomington	3/12/83	W	81-60	Bloomington	2/23/18	L	78-80**	Bloomington
2/23/48	L	45-60	Columbus	1/7/84	W	73-62	Columbus	2/10/19	L	52-55	Bloomington
2/7/49	L	59-72	Columbus	3/10/84	W	53-49	Bloomington	3/14/19	L	75-79	Chicago
2/21/49	W	65-45	Bloomington	1/19/85	L	84-86	Columbus	1/11/20	W	66-54	Bloomington
2/6/50	L	55-56	Bloomington	2/14/85	L	63-72	Bloomington	2/1/20	L	59-68	Columbus
2/20/50	L	65-75	Columbus	1/15/86	W	69-66	Bloomington	2/13/21	L	59-78	Columbus
1/6/51	W	77-62	Columbus	2/16/86	W	84-75	Columbus	1/6/22	W	67-51	Bloomington
				1/4/87	W	92-80	Columbus	2/21/22	L	69-80*	Columbus

ALL-TIME SERIES SCORES

1/28/23 W 86-70 Bloomington

OKLAHOMA 4-112/7/64 W 87-69 Bloomington
12/4/65 L 82-83 Norman
3/20/82 W 63-49 Evansville
3/12/98 W 94-87* Washington D.C.
3/30/02 W 73-64 Atlanta**OLD DOMINION 1-0**

12/29/71 W 88-86 Norfolk

ORAL ROBERTS 2-012/15/80 W 65-56 Indianapolis
12/31/04 W 69-68 Bloomington**OREGON 3-0**12/30/66 W 102-64 Portland
12/29/73 W 56-47 Portland
12/28/78 W 68-60 Portland**OREGON STATE 7-6**12/19/49 W 65-60 Corvallis
12/20/49 W 58-53 Corvallis
12/9/50 W 72-45 Bloomington
12/21/53 W 76-72 Corvallis
12/22/53 L 51-67 Eugene
12/23/57 L 51-62 Bloomington
12/19/58 W 57-53 Corvallis
12/20/58 L 69-73 Corvallis
12/20/63 L 57-70 Corvallis
12/21/63 L 52-56 Portland
12/27/66 W 71-60 Portland
12/28/73 L 48-61 Portland
3/20/75 W 81-71 Dayton**PENNSYLVANIA 3-1**12/13/28 W 34-26 Bloomington
12/21/29 L 21-26 Philadelphia
12/30/31 W 24-20 Philadelphia
12/28/87 W 94-54 Indianapolis**PENN STATE 42-15**11/26/78 W 86-65 Anchorage
12/12/81 W 80-51 Bloomington
1/9/93 W 105-57 Bloomington
2/9/93 W 88-84** Univ. Park
1/8/94 W 80-72 Bloomington
2/5/94 W 76-66 Univ. Park
1/18/95 W 71-69 Univ. Park
2/25/95 W 73-60 Bloomington
1/27/96 L 68-82 Univ. Park
2/14/96 W 72-54 Bloomington
1/26/97 W 70-55 Univ. Park
2/11/97 W 81-57 Bloomington
2/4/98 W 95-76 Bloomington
1/31/99 W 98-95** Univ. Park
1/8/00 W 85-78 Univ. Park
2/2/00 W 87-77 Bloomington
1/17/01 W 77-69 Bloomington
2/3/01 W 85-78* Univ. Park
1/5/02 W 61-54 Bloomington
1/23/02 W 85-51 Univ. Park
1/8/03 W 78-65 Bloomington
3/8/03 L 66-74 Univ. Park
3/13/03 W 77-49 Chicago

2/11/04 W 75-56 Univ. Park

2/2/05 W 68-63 Bloomington
2/15/06 L 68-71 Univ. Park
2/22/06 W 69-65 Bloomington
1/13/07 W 84-74 Univ. Park
3/3/07 W 94-63 Bloomington
1/20/08 W 81-65 Bloomington
3/9/08 L 64-68* Univ. Park
1/17/09 L 55-65 Bloomington
2/28/09 L 58-61 Univ. Park
3/12/09 L 51-66 Indianapolis
1/21/10 W 67-61 Univ. Park
12/27/10 L 60-69 Bloomington
3/10/11 L 55-61 Indianapolis
1/8/12 W 88-82 Univ. Park
1/22/12 W 73-54 Bloomington
3/8/12 W 75-58 Indianapolis
1/7/13 W 74-51 Univ. Park
1/23/13 W 72-49 Bloomington
1/11/14 W 79-76 Univ. Park
2/12/14 L 66-65 Bloomington
1/13/15 W 76-73 Bloomington
2/6/16 L 63-68 Univ. Park
1/18/17 W 78-75 Univ. Park
2/1/17 W 110-102*** Bloomington
1/09/18 W 74-70 Bloomington
12/4/18 W 64-62 Univ. Park
1/29/20 L 49-64 Univ. Park
2/23/20 W 68-60 Bloomington
12/30/20 W 87-85* Bloomington
1/2/22 L 58-61 Univ. Park
1/26/22 W 74-57 Bloomington
1/11/23 L 66-85 Univ. Park
3/11/23 L 73-77 Chicago**PEPPERDINE 1-2**11/24/78 L 58-59 Anchorage
3/17/00 L 57-77 Buffalo
11/14/00 W 80-68 Bloomington**PITTSBURGH 5-4**1/1/29 L 31-52 Pittsburgh
12/13/29 L 31-35 Bloomington
1/1/31 W 27-19 Pittsburgh
12/16/31 L 24-29 Bloomington
12/18/39 W 51-35 Bloomington
12/26/41 W 50-41 Pittsburgh
3/23/03 L 52-74 Boston
12/08/09 W 74-64 New York
12/2/14 W 81-69 Bloomington**PORTLAND STATE 1-0**

11/9/2019 W 85-74 Bloomington

PRINCETON 3-212/27/69 L 76-82 Los Angeles
3/18/72 L 60-68 New York City
12/26/86 W 83-54 Indianapolis
11/20/96 W 59-49 Bloomington
11/20/19 W 79-54 Bloomington**PROVIDENCE 2-0**3/26/73 W 97-79 St. Louis
11/30/20 W 79-58 Asheville**PURDUE**3/1/1901 L 19-23 Bloomington
3/15/1901 L 15-20 W. Lafayette
2/15/1902 L 8-32 Bloomington
3/7/1902 L 25-71 W. Lafayette
1/30/1903 L 13-17 Bloomington
3/6/1903 L 16-52 W. Lafayette
2/12/1904 L 18-31 Bloomington
3/5/1904 L 21-22 W. Lafayette
1/14/1905 L 20-38 W. Lafayette
2/18/1905 W 29-14 Bloomington
2/10/1906 L 25-27 W. Lafayette
2/30/1906 W 30-27 Bloomington
2/7/1908 L 14-16 W. Lafayette
2/26/1908 W 26-21 Bloomington
2/9/09 L 14-28 Bloomington
3/13/09 L 13-30 W. Lafayette
2/8/10 L 18-23 Bloomington
3/1/10 L 15-62 W. Lafayette
1/31/11 L 33-37 Bloomington
3/4/11 L 16-21 W. Lafayette
2/3/12 L 18-54 Bloomington
3/3/12 L 11-45 W. Lafayette
1/24/13 L 19-34 W. Lafayette
3/15/13 L 21-32 Bloomington
2/9/14 L 13-35 W. Lafayette
3/3/14 W 30-28 Bloomington
2/16/15 L 12-15 Bloomington
3/2/15 L 15-26 W. Lafayette
1/15/16 L 17-26 W. Lafayette
3/11/16 W 39-29 Bloomington
1/28/17 L 15-22 Bloomington
2/6/17 L 18-24 W. Lafayette
1/23/20 L 9-17 Bloomington
2/25/20 L 20-31 W. Lafayette
1/28/21 L 19-27 W. Lafayette
3/3/21 L 20-29 Bloomington
2/11/22 L 19-24 Bloomington
2/25/22 L 9-20 W. Lafayette
12/31/22 W 31-26 W. Lafayette
3/15/23 L 29-31 Bloomington
2/4/25 W 39-36 Bloomington
2/27/25 L 29-39 W. Lafayette
2/13/26 W 37-34 Bloomington
2/19/26 L 29-31 W. Lafayette
1/24/28 L 25-28 W. Lafayette
2/20/28 W 40-37 Bloomington
1/19/29 L 23-29 Bloomington
2/18/29 L 16-30 W. Lafayette
2/7/31 L 23-30 Bloomington
2/14/31 L 15-28 W. Lafayette
1/4/32 L 30-49 W. Lafayette
2/22/32 L 29-42 Bloomington
1/15/34 L 13-47 Bloomington
3/3/34 L 28-55 W. Lafayette
2/18/35 L 38-44 W. Lafayette
2/25/35 W 41-35 Bloomington
1/16/37 L 30-41 Bloomington
2/27/37 L 45-69 W. Lafayette
2/5/38 L 36-38 W. Lafayette
2/26/38 L 36-50 Bloomington
1/16/39 W 39-36 Bloomington
2/27/39 L 34-45 W. Lafayette
2/10/40 W 46-39 Bloomington
3/4/40 W 51-45 W. Lafayette
2/1/41 L 36-40 W. Lafayette**92-125**

ALL-TIME SERIES SCORES

3/1/41	W	47-29	Bloomington	3/1/79	L	48-55	W. Lafayette	3/4/12	W	85-74	Bloomington
1/12/42	W	40-39	Bloomington	3/21/79	W	53-52	New York	1/30/13	W	97-60	W. Lafayette
1/30/43	W	53-35	Bloomington	1/26/80	W	69-58	Bloomington	2/16/13	W	83-55	Bloomington
3/1/43	L	38-41	W. Lafayette	2/2/80	L	51-56	W. Lafayette	2/15/14	L	82-64	W. Lafayette
1/8/44	L	43-62	W. Lafayette	3/13/80	L	69-76	Lexington	1/28/15	L	67-83	W. Lafayette
3/4/44	W	51-45	Bloomington	1/31/81	W	69-61	Bloomington	2/19/15	L	63-67	Bloomington
1/17/45	W	51-50	Bloomington	2/7/81	L	66-68	W. Lafayette	2/20/16	W	77-73	Bloomington
2/7/45	L	48-62	W. Lafayette	1/23/82	W	77-55	Bloomington	2/9/17	L	64-69	Bloomington
1/16/46	L	38-49	W. Lafayette	2/20/82	L	65-76	W. Lafayette	2/28/17	L	75-86	W. Lafayette
2/16/46	W	57-47	Bloomington	1/15/83	W	81-78	W. Lafayette	1/28/18	L	67-74	Bloomington
1/13/47	W	62-46	Bloomington	3/3/83	W	64-41	Bloomington	1/19/19	L	55-70	W. Lafayette
3/3/47	W	54-38	W. Lafayette	1/14/84	L	66-74	Bloomington	2/19/19	L	46-48	Bloomington
1/5/48	L	49-58	W. Lafayette	2/29/84	W	78-59	W. Lafayette	2/8/20	L	62-74	Bloomington
2/28/48	L	49-51	Bloomington	1/24/85	L	52-62	W. Lafayette	2/27/20	L	49-57	W. Lafayette
1/17/49	W	56-42	Bloomington	2/23/85	L	63-72	Bloomington	1/14/21	L	69-81	Bloomington
2/19/49	W	56-50	W. Lafayette	1/23/86	W	71-70	Bloomington	3/6/21	L	58-67	W. Lafayette
1/21/50	W	49-39	W. Lafayette	2/23/86	L	68-85	W. Lafayette	1/20/22	W	68-65	Bloomington
2/18/50	W	60-50	Bloomington	1/31/87	W	88-77	Bloomington	3/5/22	L	67-69	W. Lafayette
1/20/51	W	77-56	W. Lafayette	2/26/87	L	64-75	W. Lafayette	2/4/23	W	79-74	Bloomington
2/24/51	W	68-53	Bloomington	1/30/88	W	82-79	Bloomington	2/25/23	W	79-71	W. Lafayette
1/19/52	W	82-77	W. Lafayette	2/21/88	L	85-95	W. Lafayette				
2/9/52	W	93-70	Bloomington	1/9/89	W	74-73	W. Lafayette				
1/19/53	W	88-75	W. Lafayette	2/12/89	W	64-62	Bloomington	RICHMOND		2-1	
2/23/53	W	113-78	Bloomington	1/13/90	L	79-81*	Bloomington	3/17/84	W	75-67	Charlotte
1/11/54	W	73-67	Bloomington	1/19/90	L	49-72	W. Lafayette	3/19/85	W	75-53	Bloomington
2/15/54	W	86-50	W. Lafayette	1/14/91	W	65-62	W. Lafayette	3/18/88	L	69-72	Hartford
2/21/55	W	75-62	Bloomington	2/10/91	W	81-63	Bloomington				
2/26/55	L	67-92	W. Lafayette	1/28/92	W	106-65	Bloomington	ROBERT MORRIS		1-0	
3/3/56	L	71-73	Bloomington	3/15/92	L	59-61	W. Lafayette	3/11/81	W	94-62	Nashville
1/12/57	L	64-70	W. Lafayette	1/19/93	W	74-65	W. Lafayette				
1/6/58	L	66-68	W. Lafayette	2/21/93	W	93-78	Bloomington	RUTGERS		8-8	
3/1/58	W	109-95	Bloomington	1/18/94	L	76-83*	W. Lafayette	12/28/80	W	55-50	Honolulu
1/5/59	W	77-69	Bloomington	2/19/94	W	82-80	Bloomington	1/31/15	W	72-64	Bloomington
2/16/59	L	89-94	W. Lafayette	1/31/95	L	66-76	W. Lafayette	2/22/15	W	84-54	Piscataway
1/2/60	L	76-79	Bloomington	2/12/95	W	82-73	Bloomington	12/30/15	W	79-72	Piscataway
2/13/61	L	55-64	W. Lafayette	1/16/96	L	69-74	W. Lafayette	1/15/17	W	76-57	Bloomington
2/10/62	L	93-105	W. Lafayette	2/25/96	L	72-74	Bloomington	2/05/18	W	65-43	Piscataway
3/3/62	W	88-71	Bloomington	1/18/97	L	53-70	W. Lafayette	3/01/18	L	69-76	New York
1/7/63	W	85-71	Bloomington	2/18/97	L	87-89*	Bloomington	1/30/19	L	58-66	Piscataway
1/28/63	W	74-73	W. Lafayette	1/18/98	W	94-88	Bloomington	3/10/19	W	89-73	Bloomington
2/1/64	L	84-87	W. Lafayette	2/10/98	L	89-94	W. Lafayette	1/15/20	L	50-59	Piscataway
2/22/64	W	92-79	Bloomington	3/6/98	L	71-76	Chicago	1/24/21	L	70-74	Bloomington
2/22/65	L	70-82	W. Lafayette	1/16/99	W	87-76	W. Lafayette	2/24/21	L	63-74	Piscataway
3/6/65	W	90-79	Bloomington	2/9/99	L	81-86	Bloomington	3/11/21	L	50-61	Indianapolis
2/21/66	L	68-77	W. Lafayette	1/22/00	L	77-83	W. Lafayette	3/2/22	L	63-66	Bloomington
3/11/67	W	95-82	Bloomington	2/29/00	W	79-65	Bloomington	12/3/22	L	48-63	Piscataway
1/16/68	L	60-89	W. Lafayette	1/23/01	W	66-55	Bloomington	2/7/23	W	66-60	Bloomington
3/9/68	L	64-68	Bloomington	3/3/01	W	74-58	W. Lafayette	SAM HOUSTON STATE		1-0	
2/18/69	L	95-96	Bloomington	1/31/02	W	66-52	Bloomington	11/15/12	W	99-45	Bloomington
3/8/69	L	76-120	W. Lafayette	12/14/02	W	66-63	Indianapolis				
2/10/70	L	80-98	W. Lafayette	1/25/03	L	47-69	W. Lafayette	SAMFORD		1-0	
2/6/71	L	81-85	Bloomington	1/27/04	W	63-58	Bloomington	11/15/13	W	105-59	Bloomington
2/26/72	L	69-70	W. Lafayette	2/14/04	L	71-56	W. Lafayette				
3/11/72	W	62-48	Bloomington	1/15/05	W	75-73**	W. Lafayette	SAN DIEGO		1-0	
2/10/73	L	69-72	W. Lafayette	2/22/05	W	79-62	Bloomington	12/8/90	W	91-64	Bloomington
3/10/73	W	77-72	Bloomington	1/21/06	W	62-49	Bloomington				
3/9/74	W	80-79	Bloomington	3/1/06	W	70-59	W. Lafayette	SAN DIEGO STATE		1-0	
1/25/75	W	104-71	Bloomington	1/10/07	W	85-58	Bloomington	3/16/06	W	87-83*	Salt Lake City
2/22/75	W	83-82	W. Lafayette	2/15/07	L	68-81	W. Lafayette				
1/19/76	W	71-67	Bloomington	2/19/08	W	77-68	Bloomington	SAN FRANCISCO		2-0	
2/16/76	W	74-71	W. Lafayette	2/21/09	L	67-81	W. Lafayette	12/22/97	W	65-52	Oakland
1/6/77	L	63-80	Bloomington	2/4/10	L	75-78	Bloomington	12/20/98	W	106-54	Bloomington
2/20/77	L	78-86	W. Lafayette	3/3/10	L	55-74	W. Lafayette				
1/21/78	L	67-77	W. Lafayette	2/8/11	L	53-67	W. Lafayette	SAN JOSE STATE		1-0	
2/9/78	W	65-64	Bloomington	2/23/11	L	61-72	Bloomington	12/29/70	W	86-76	Portland
1/6/79	W	63-54	Bloomington	2/4/12	W	78-61	W. Lafayette				

ALL-TIME SERIES SCORES

SANTA CLARA 3-0	11/20/88 W 84-73 Bloomington	1/3/03 L 50-59 Bloomington
12/10/88 W 64-49 Bloomington	12/2/20 W 79-63 Asheville	3/24/13 W 58-52 Dayton
11/24/90 W 73-69 Lahaina, Maui		
12/14/96 W 86-74 Bloomington		
SAVANNAH STATE 3-0	STETSON 1-0	TENNESSEE 4-0
12/4/10 W 79-57 Bloomington	12/4/11 W 84-50 Bloomington	3/18/67 W 51-44 Evansville
11/19/11 W 94-65 Bloomington	STONY BROOK 2-0	3/15/74 W 73-71 St. Louis
12/6/14 W 95-49 Bloomington	11/11/11 W 96-66 Bloomington	12/28/79 W 70-68 San Diego
	11/17/13 W 90-74 Bloomington	3/27/85 W 74-67 New York
SETON HALL 2-2	ST. BONAVENTURE 1-0	TENNESSEE STATE 1-0
3/23/89 L 65-78 Denver	12/28/88 W 103-66 Indianapolis	12/3/07 W 84-72 Bloomington
11/27/92 W 78-74 New York		
11/7/98 W 83-69 Indianapolis	ST. FRANCIS (PA.) 1-0	TENNESSEE TECH 5-0
11/15/17 L 68-84 South Orange	3/19/19 W 89-72 Bloomington	11/30/74 W 113-60 Bloomington
SMU 2-2	ST. JOHN'S 6-2	12/6/83 W 81-66 Bloomington
12/13/54 L 78-83 Bloomington	2/1/52 L 55-65 Bloomington	12/10/93 W 117-73 Bloomington
12/29/67 L 84-91 Dallas	12/28/75 W 76-69 New York	12/21/18 W 87-59 Bloomington
12/17/77 W 56-51 Indianapolis	3/13/76 W 90-70 South Bend	11/25/20 W 89-59 Bloomington
11/20/14 W 74-68 Bloomington	12/21/91 W 82-77 New York	
SOUTH ALABAMA 3-0	12/23/92 W 105-80 Bloomington	TEXAS 1-2
12/8/89 W 96-67 Bloomington	3/13/99 L 61-86 Orlando	11/24/00 L 58-70 New York
12/13/97 W 64-56 Bloomington	11/24/16 W 83-73 Lahaina, Maui	11/24/01 W 77-71 Anchorage
11/17/00 W 70-62 Bloomington	11/17/21 W 76-74 Bloomington	12/1/20 L 44-66 Asheville
SOUTH CAROLINA 2-1	ST. JOSEPH'S (PA.) 2-2	TEXAS A&M 3-1
12/22/72 L 85-88 Columbia	12/30/68 L 72-80 Philadelphia	12/14/74 W 90-55 Indianapolis
12/22/73 W 84-71 Bloomington	3/22/81 W 78-46 Bloomington	11/25/78 L 49-54 Anchorage
11/8/98 W 76-55 Indianapolis	12/15/84 W 81-44 Bloomington	12/16/83 W 73-48 Bloomington
SOUTH CAROLINA STATE 1-0	11/25/08 L 54-80 Philadelphia	12/28/89 W 94-66 Indianapolis
12/19/10 W 102-60 Bloomington	ST. LOUIS 3-2	TEXAS-ARLINGTON 1-0
SOUTH DAKOTA 1-0	12/17/33 W 47-32 St. Louis	11/20/18 W 78-64 Bloomington
11/27/76 W 110-64 Bloomington	12/27/54 L 78-80 St. Louis	UTEP 6-2
SOUTH DAKOTA STATE 1-0	12/12/55 L 75-86 Bloomington	12/29/72 L 65-74 El Paso
11/30/2019 W 64-50 Bloomington	12/28/64 W 98-68 Memphis	3/15/75 W 78-52 Lexington
SOUTHERN CALIFORNIA 2-2	12/22/96 W 70-54 Bloomington	12/8/79 W 75-43 Bloomington
12/29/37 W 42-39 Los Angeles	ST. MARY'S (CALIF.) 1-1	12/4/82 W 65-54 Bloomington
12/27/40 L 39-41 Los Angeles	12/19/57 W 79-66 Bloomington	12/10/83 L 61-65 El Paso
12/30/60 L 71-90 Los Angeles	3/17/22 L 53-82 Portland	12/17/88 W 81-63 Bloomington
3/18/74 W 85-60 St. Louis	SYRACUSE 1-6	3/19/89 W 92-69 Tucson
SOUTHERN ILLINOIS 5-1	3/30/87^ W 74-73 New Orleans	12/16/89 W 69-66 El Paso
12/8/56 W 80-57 Bloomington	11/23/88 L 78-102 New York City	TEXAS-PAN AMERICAN 0-1
11/30/63 W 80-65 Bloomington	11/25/90 L 74-77 Lahaina, Maui	12/30/80 L 60-66 Honolulu
12/2/00 W 85-63 Bloomington	12/25/98 L 63-76 Lahaina, Maui	TEXAS SOUTHERN 1-0
12/1/01 L 60-72 Carbondale	3/28/13 L 50-61 Wash., D.C.	11/17/14 W 83-64 Bloomington
12/17/06 W 57-47 Bloomington	12/3/13 L 52-69 Syracuse	TEXAS TECH 4-0
12/1/07 W 64-51 Carbondale	11/30/21 L 110-112** Syracuse	3/8/79 W 78-59 Lubbock
SIU EDWARDSVILLE 2-0	TCU 3-0	12/14/85 W 74-59 Bloomington
12/17/10 W 88-54 Bloomington	12/12/50 W 87-68 Bloomington	12/27/91 W 86-69 Indianapolis
12/2/16 W 83-60 Bloomington	12/27/93 W 81-65 Indianapolis	11/19/99 W 68-60 Lubbock
SOUTHEAST MISSOURI 1-0	12/10/08 W 66-56 Bloomington	TOLEDO 4-1
12/4/16 W 83-55 Bloomington	TEMPLE 5-5	1/21/19 W 32-25 Toledo
STANFORD 5-0	12/30/1933 W 43-29 Philadelphia	3/17/74 W 73-72* St. Louis
12/28/60 W 58-50 Los Angeles	12/22/34 L 30-50 Philadelphia	12/16/74 W 92-70 Bloomington
12/21/40 W 60-59 Palo Alto	3/20/94 W 67-58 Landover	12/1/76 L 57-59 Toledo
12/29/87 W 83-73 Indianapolis	11/14/97 L 53-59 Philadelphia	12/18/79 W 80-56 Indianapolis
	12/5/98 W 63-62 Bloomington	TROY 1-0
	11/26/99 W 67-59 Springfield	11/16/2019 W 100-62 Bloomington
	11/22/00 L 61-69 New York	
	12/28/02 L 64-71 Philadelphia	

ALL-TIME SERIES SCORES

TULANE **2-1**
 12/14/81 W 77-59 Indianapolis
 11/20/92 W 102-92 Bloomington
 11/23/94 L 68-86 Lahaina, Maui

UAB **3-1**
 3/20/81 W 87-72 Bloomington
 3/16/82 L 70-80 Nashville
 11/20/97 W 80-64 Birmingham
 11/18/98 W 91-54 Bloomington

UC DAVIS **1-0**
 11/23/18 W 76-62 Bloomington

UCLA **6-6**
 12/28/37 W 42-33 Los Angeles
 12/28/40 W 51-26 Los Angeles
 12/18/41 W 47-33 Bloomington
 12/29/56 L 48-52 Bloomington
 12/29/60 L 72-94 Los Angeles
 3/24/73# L 59-70 St. Louis
 11/29/75 W 84-64 St. Louis
 3/27/76 W 65-51 Philadelphia
 3/29/85 L 62-65 New York
 11/15/91 L 72-87 Springfield.
 3/28/92 W 106-79 Albuquerque
 3/17/07 L 49-54 Sacramento

UMBC **1-0**
 12/22/11 W 89-47 Bloomington

UNLV **1-1**
 3/28/87 W 97-93 New Orleans
 11/25/15 L 69-72 Lahaina, Maui

UTAH **2-1**
 11/21/94 L 72-77 Lahaina, Maui
 11/24/98 W 52-49 Lahaina, Maui
 3/14/02 W 75-56 Sacramento

UTAH STATE **2-0**
 12/20/76 W 79-71 Bloomington
 12/29/88 W 73-61 Indianapolis

USC UPSTATE **1-0**
 11/16/09 W 69-61 Bloomington

USF **1-0**
 11/19/17 W 70-53 Bloomington

VALPARAISO **7-0**
 12/18/1919 W 24-15 Bloomington
 12/6/51 W 68-59 Bloomington
 12/1/52 W 95-56 Bloomington
 12/4/54 W 77-66 Bloomington
 12/4/56 W 64-57 Bloomington
 12/28/96 W 72-51 Indianapolis
 12/29/00 W 63-60 Indianapolis

VANDERBILT **6-3**
 2/4/1935 W 39-30 Nashville
 12/21/35 W 56-18 Nashville
 12/9/86 L 75-79 Nashville
 12/8/87 W 63-61 Bloomington
 12/4/90 W 84-73 Nashville
 12/10/91 W 88-51 Bloomington

12/9/02 W 73-56 Bloomington
 11/24/03 L 60-73 Nashville
 3/15/05 L 60-67 Bloomington

VILLANOVA **2-3**
 12/21/1936 W 43-28 Philadelphia
 12/28/39 W 45-33 Philadelphia
 12/20/56 L 69-79 Philadelphia
 3/17/78 L 60-61 Providence
 12/28/81 L 59-63 New York City

VIRGINIA **2-1**
 12/1/62 W 90-59 Bloomington
 3/24/84 L 48-50 Atlanta
 11/27/02 W 70-63 Lahaina, Maui

VCU **2-0**
 12/9/88 W 85-68 Bloomington
 3/17/12 W 63-61 Portland

VIRGINIA TECH **2-1**
 3/16/67 L 70-79 Evanston
 12/20/75 W 101-74 Bloomington
 3/9/80 W 68-59 Bowling Green

WAKE FOREST **0-3**
 12/02/03 L 100-67Winston-Salem
 12/03/08 L 58-83Winston-Salem
 11/23/15 L 78-82 Lahaina, Maui

WASHINGTON **3-1**
 12/29/66 L 79-81 Portland
 12/19/78 W 73-56 Bloomington
 12/27/78 W 71-57 Portland
 11/21/13 W 102-84 New York

WASHINGTON STATE **2-1**
 12/26/70 L 80-83 Portland
 12/12/87 W 63-56 Bloomington
 12/11/93 W 79-64 Bloomington

WEBER STATE **1-0**
 12/30/95 W 82-62 Indianapolis

WESTERN CAROLINA **1-0**
 12/15/07 W 100-52 Bloomington

WESTERN ILLINOIS **4-0**
 11/27/2004 W 64-60 Bloomington
 11/26/05 W 102-79 Macomb
 12/6/06 W 92-40 Bloomington
 11/5/19 W 84-54 Bloomington

WESTERN KENTUCKY **2-1**
 12/28/67 L 91-110 Dallas
 12/14/84 W 80-57 Bloomington
 12/29/93 W 65-55 Indianapolis

WESTERN MICHIGAN **5-0**
 12/15/90 W 97-68 Bloomington
 12/12/92 W 97-58 Bloomington
 12/28/97 W 70-63 Indianapolis
 12/8/00 W 87-59 Bloomington
 12/20/06 W 77-69 Bloomington

WICHITA STATE **1-2**
 12/27/89 W 75-54 Indianapolis
 3/20/15 L 76-81 Omaha
 3/26/19 L 63-73 Bloomington

WISCONSIN **97-80**
 1/29/1910 W 13-11 Madison
 3/7/10 L 8-33 Bloomington
 2/3/11 L 9-51 Madison
 3/10/11 W 21-18 Bloomington
 2/16/12 L 10-49 Madison
 3/16/12 L 21-34 Bloomington
 2/13/13 L 19-30 Bloomington
 2/27/13 L 10-48 Madison
 1/12/14 L 15-59 Bloomington
 2/24/14 L 24-46 Madison
 1/9/15 L 18-39 Bloomington
 1/18/15 L 15-47 Madison
 3/6/17 L 13-29 Madison
 3/15/17 L 16-18 Bloomington
 2/24/19 L 16-29 Madison
 3/15/19 W 22-12 Bloomington
 1/8/23 L 10-17 Bloomington
 3/12/23 L 17-35 Madison
 1/5/24 L 21-23 Bloomington
 1/14/24 L 27-28 Madison
 1/13/26 L 31-33 Madison
 3/9/26 W 35-20 Bloomington
 1/8/27 W 28-23 Madison
 2/26/27 W 31-23 Bloomington
 1/14/29 L 20-24 Madison
 2/16/29 L 25-27 Bloomington
 1/23/30 L 21-23* Bloomington
 3/8/30 L 23-34 Madison
 2/15/32 W 33-21 Bloomington
 3/5/32 L 26-35 Madison
 1/14/33 L 37-38 Bloomington
 2/18/33 W 29-28* Madison
 1/12/35 L 23-30 Bloomington
 2/16/35 L 27-37* Madison
 1/20/36 W 26-24 Madison
 2/22/36 W 54-21 Bloomington
 2/7/38 W 47-44 Bloomington
 2/28/38 L 32-34 Madison
 1/14/39 W 43-19 Bloomington
 2/15/40 W 40-34 Madison
 2/24/41# L 30-38 Bloomington
 1/5/42 W 38-34 Bloomington
 1/24/42 L 36-42 Madison
 2/13/43 W 51-44 Madison
 2/15/43 L 53-57 Madison
 2/11/44 L 43-62 Bloomington
 2/12/44 L 31-52 Bloomington
 1/11/47 L 49-70 Madison
 1/10/48 L 54-58 Bloomington
 1/15/49 L 48-58 Madison
 1/7/50 W 61-59 Bloomington
 3/5/51 W 68-58 Bloomington
 2/23/52 W 63-48 Madison
 2/9/53 W 66-48 Bloomington
 2/16/53 W 72-70 Madison
 1/4/54 W 70-67 Bloomington
 1/16/54 W 90-74 Madison
 1/15/55 L 66-77 Madison
 2/7/55 W 65-58 Bloomington
 1/7/56 W 75-71 Madison

ALL-TIME SERIES SCORES

2/13/56	L	67-69	Bloomington	1/7/95	W	73-70	Bloomington	XAVIER	9-1		
1/7/57	W	79-68	Bloomington	3/8/95	W	72-70	Madison	2/2/32	W	18-16	Cincinnati
2/23/57	W	85-74	Madison	1/10/96	W	81-55	Bloomington	2/3/39	W	48-39	Cincinnati
2/10/58	W	93-87	Madison	3/2/96	W	76-68	Madison	12/11/39	W	58-24	Bloomington
3/7/59	W	91-71	Bloomington	1/4/97	L	58-71	Madison	12/11/48	W	63-55	Bloomington
2/6/60	W	97-85	Madison	3/5/97	W	70-66	Bloomington	12/8/51	W	92-69	Bloomington
2/13/60	W	91-71	Bloomington	1/25/98	W	69-59	Madison	12/7/79	W	92-66	Bloomington
2/18/61	W	98-84	Madison	2/3/99	W	70-61	Bloomington	3/21/93	W	73-70	Indianapolis
3/6/61	W	80-69	Bloomington	1/5/00	W	71-67	Bloomington	11/29/03	W	80-77	Indianapolis
2/12/62	L	94-105	Bloomington	3/5/00	L	53-56	Madison	11/24/07	L	65-80	Hoffman Estates
2/25/63	L	96-102	Madison	1/4/01	L	46-49	Madison	11/18/22	W	81-79	Cincinnati
2/17/64	W	82-80**	Madison	2/24/01	W	85-55	Bloomington	YOUNGSTOWN STATE	1-0		
2/24/64	W	108-82	Bloomington	3/9/01	W	64-52	Chicago	12/29/17	W	79-51	Bloomington
2/20/65	W	100-87	Bloomington	2/13/02	L	63-64	Bloomington				
3/8/65	W	92-73	Madison	2/15/03	L	59-71	Madison				
2/7/66	L	78-79	Madison	1/6/04	L	45-79	Madison				
2/11/67	W	93-81	Bloomington	3/9/04	L	52-70	Bloomington				
2/10/68	L	83-95	Madison	1/8/05	W	74-61	Bloomington				
3/5/68	W	93-85	Bloomington	3/1/05	L	60-62	Madison				
2/4/69	W	65-63	Madison	2/8/06	L	54-72	Madison				
2/25/69	W	101-84	Bloomington	3/10/06	W	61-56	Indianapolis				
2/17/70	W	89-77	Bloomington	1/31/07	W	71-66	Bloomington				
3/1/71	L	87-94**	Madison	1/31/08	L	49-62	Madison				
1/15/72	L	64-66*	Bloomington	2/13/08	L	66-68	Bloomington				
2/12/72	W	84-76*	Madison	2/19/09	L	51-68	Bloomington				
1/6/73	W	78-64	Madison	3/8/09	L	61-85	Madison				
2/24/73	W	57-55	Bloomington	2/13/10	L	55-83	Madison				
1/12/74	W	52-51	Bloomington	2/25/10	L	46-78	Bloomington				
2/11/74	W	81-63	Madison	1/20/11	L	60-69	Madison				
1/20/75	W	89-69	Madison	3/3/11	L	66-77	Bloomington				
2/17/75	W	93-58	Bloomington	1/26/12	L	50-57	Madison				
1/31/76	W	114-61	Bloomington	3/9/12	L	71-79	Indianapolis				
2/26/76	W	96-67	Madison	1/15/13	L	59-64	Bloomington				
1/15/77	W	79-64	Madison	3/16/13	L	56-68	Chicago				
2/24/77	L	64-66	Bloomington	1/14/14	W	75-72	Bloomington				
1/14/78	L	65-78	Madison	2/25/14	L	69-58	Madison				
2/23/78	W	58-54	Bloomington	2/3/15	L	78-92	Madison				
1/25/79	W	82-61	Bloomington	1/5/16	W	59-58	Bloomington				
2/17/79	W	68-62 *	Madison	1/26/16	L	79-82*	Madison				
1/5/80	L	50-52	Madison	1/3/17	L	68-75	Bloomington				
2/28/80	W	61-52	Bloomington	2/5/17	L	60-65	Madison				
2/5/81	W	89-64	Bloomington	3/10/17	L	60-70	Washington, DC				
2/14/81	W	59-52	Madison	1/02/18	L	61-71	Madison				
1/28/82	W	62-56	Madison	2/26/19	W	75-73**	Bloomington				
2/18/82	W	88-57	Bloomington	12/7/19	L	64-84	Madison				
2/3/83	W	83-73	Bloomington	3/7/20	L	56-60	Bloomington				
2/12/83	W	75-56	Madison	1/7/21	L	73-80*	Madison				
2/4/84	W	81-67	Madison	12/8/22	L	59-64	Madison				
2/9/84	W	74-64	Bloomington	2/15/22	L	69-74	Bloomington				
1/12/85	W	90-68	Bloomington	1/14/23	W	63-45	Bloomington				
2/7/85	W	58-54	Madison								
1/11/86	W	80-69	Madison	WISCONSIN-GREEN BAY	1-0						
2/6/86	W	78-69	Bloomington	12/12/97	W	72-58	Bloomington				
1/15/87	W	103-65	Bloomington								
2/16/87	W	86-85***	Madison	WRIGHT STATE	2-0						
1/14/88	W	55-53	Bloomington	3/19/93	W	97-54	Indianapolis				
2/24/88	W	84-74	Madison	11/14/10	W	67-44	Bloomington				
1/19/89	W	61-58	Madison								
3/9/89	W	75-64	Bloomington	WYOMING	3-0						
2/1/90	W	85-61	Bloomington	12/14/51	W	57-55	Laramie				
2/3/90	W	70-68	Madison	12/11/83	W	78-65	Bloomington				
1/30/91	W	73-57	Bloomington	12/18/99	W	99-80	Bloomington				
3/2/91	W	74-61	Madison	3/15/22	W	66-58	Dayton				
1/11/92	W	79-63	Madison								
3/12/92	W	66-41	Bloomington								
3/14/93	W	87-80	Madison								
3/12/94	W	78-65	Bloomington								

YEAR-BY-YEAR RESULTS

1900-01 **1-4 overall**

HEAD COACH: J.H. HORNE

F.8	at Butler	L	17-20
F.28	Butler	L	20-24
M.1	at Purdue	L	15-20
M.8	Wabash	W	26-17
M.15	at Purdue	L	19-23

1901-02 **4-4**

HEAD COACH: PHELPS DARBY

J.15	Butler	L	15-17
J.24	at Indiana State	W	21-13
J.25	at Rose Poly	L	16-23
F.1	Wabash	W	26-23
F.15	Purdue	L	8-32
F.25	at Butler	W	32-29
F.28	Indiana State	W	25-14
M.7	at Purdue	L	25-71

1902-03 **8-4**

HEAD COACH: WILLIS KOVAL

J.14	Butler	W	28-16
J.16	at Wabash	L	14-20
J.17	at Crawfordsville B.C.	W	23-10
J.20	DePauw	W	43-9
J.24	at Shortridge H.S.	W	23-18
J.30	at Purdue	L	16-52
F.19	Wabash	L	12-19
F.23	at Butler	W	35-23
F.27	at DePauw	W	54-21
F.28	at Indiana State	W	32-16
M.6	Purdue	L	14-17
M.13	Indiana State	W	23-22

1903-04 **5-4**

HEAD COACH: WILLIS KOVAL

J.16	Salem H.S.	W	60-18
J.29	at DePauw	L	28-38
J.30	at Rose Poly	L	18-23
F.3	DePauw	W	33-23
F.8	at Wabash	W	32-25
F.12	Purdue	L	18-31
F.20	Wabash	W	50-19
F.26	Rose Poly	W	50-19
M.5	at Purdue	L	21-22

1904-05 **5-12**

HEAD COACH: ZORA CLEVINGER

D.13	Indianapolis YMCA	L	19-32
J.7	Rose Poly	L	14-30
J.11	Indiana State	W	52-16
J.14	at Purdue *	L	20-38
J.20	at Wabash	L	17-39
J.26	Butler	W	41-23
F.3	at Indiana State	L	23-26
F.4	at Rose Poly	L	29-39
F.11	Wabash	L	24-31
F.18	Purdue *	W	29-14
F.25	at Butler	L	29-44
F.27	at Allegheny	L	17-39
F.28	at Hiram	L	18-49
M.1	at Rayen AC	W	34-20
M.2	at Buhl AC	W	34-21
M.3	at Buchtel	L	24-48
M.4	at Ohio State *	L	12-66

* Big Ten Conference Game

1905-06 **7-9, 2-2 Big Ten**

HEAD COACH: ZORA CLEVINGER

J.9	Butler	W	42-11
J.16	Rose Poly	W	45-23
J.19	at Wabash AC	W	20-13
J.20	at Illinois *	L	24-27
J.27	New Albany YMCA	W	46-21
F.2	at Indiana State	W	27-12
F.3	at Rose Poly	L	21-30
F.5	Wabash	L	21-29
F.10	at Purdue *	L	25-27
F.16	Illinois *	W	37-8
F.20	at Wabash	L	9-29
F.27	at New Albany YMCA	L	17-18
M.1	at Cincinnati	L	23-26

M.2	at Earlham	L	23-26
M.3	at Hartford City YMCA	L	13-25
M.10	Purdue *	W	30-27

* Big Ten Conference Game

1906-07 **9-5**

HEAD COACH: JAMES SHELDON

J.7	at DePauw	W	28-25
J.19	at Hartford City YMCA	L	28-29
J.22	DePauw	W	26-16
J.26	Indiana State	W	29-16
F.2	Wabash	L	24-37
F.6	Rose Poly	W	30-20
F.8	at New Albany YMCA	L	17-20
F.9	at Apollo AC	W	49-12
F.11	at Butler	W	30-17
F.12	at Indianapolis AC	L	18-30
F.22	at Wabash	L	20-43
F.23	Butler	W	42-17
M.1	at Indiana State	W	21-29
M.2	at Rose Poly	W	29-27

1907-08 **9-6, 2-4**

HEAD COACH: ED COOK

O.10	Marion AC	W	31-30
J.10	at Chicago *	L	18-49
J.11	at Northwestern *	L	18-21
J.18	Indiana State	W	37-13
J.25	at Illinois *	L	12-39
J.28	DePauw	W	25-4
J.31	Northwestern *	W	36-10
F.3	Rose Poly	W	30-11
F.7	at Purdue *	W	26-21
F.11	at DePauw	W	33-11
F.15	at Marion AC	L	17-28
F.19	Notre Dame	L	20-21
F.21	at Indiana State	W	28-10
F.23	at Rose Poly	W	33-19
F.26	Purdue *	L	14-16

* Big Ten Conference Game

1908-09 **5-9, 2-6**

HEAD COACH: ROBERT HARRIS

D.12	Marion AC	L	23-27
J.5	Battery A	L	21-24
J.9	at Illinois *	L	2-30
J.15	at Chicago *	L	12-18
J.16	at Northwestern *	L	12-16
J.23	Rose Poly	W	27-12
F.6	Iowa *	W	18-12
F.9	Purdue *	L	14-28
F.13	DePauw	W	31-20
F.19	at Marion AC	L	31-34
F.26	Chicago *	L	10-17
F.28	at DePauw	W	27-12
M.6	Illinois *	W	23-13
M.13	at Purdue *	L	13-30

* Big Ten Conference Game

1909-10 **5-8, 3-7**

HEAD COACH: JOHN GEORGIN

J.10	at DePauw	W	23-17
J.15	Rose Poly	W	37-21
J.21	at Chicago *	L	12-50
J.22	at Northwestern *	W	29-20
J.29	Wisconsin *	W	13-11
F.5	at Illinois *	L	20-30
F.8	Purdue *	L	18-23
F.12	Northwestern *	W	18-10
F.19	Chicago *	L	8-33
F.26	at Rose Poly	L	21-23
M.1	at Purdue *	L	15-62
M.5	Illinois *	L	12-26
M.7	at Wisconsin *	L	8-33

* Big Ten Conference Game

1910-11 **11-5, 5-5**

HEAD COACH: OSCAR RACKLE

J.8	at Illinois *	L	22-33
J.11	Butler	W	41-16
J.14	at DePauw	W	45-20
J.21	Chicago *	W	22-14

J.28	Rose Poly	W	45-6
J.31	Purdue *	L	33-37
F.3	at Wisconsin *	L	9-51
F.4	at Chicago *	L	17-33
F.10	at Earlham	W	22-15
F.12	Illinois *	W	19-14
F.14	DePauw	W	41-9
F.24	at Northwestern *	W	33-19
F.25	at Rose Poly	W	37-24
M.4	at Purdue *	L	16-21
M.10	Wisconsin *	W	21-18
M.11	Northwestern *	W	41-12

* Big Ten Conference Game

1911-12 **6-11, 1-9**

HEAD COACH: JAMES KASE

J.10	Butler	W	15-12
J.19	DePauw	W	23-15
J.27	at Rose Poly	L	24-45
J.29	Ohio State	W	34-20
F.3	Purdue *	L	18-54
F.5	Chicago *	L	16-20
F.7	Illinois *	W	24-23
F.9	at Earlham	W	25-13
F.10	at Butler	L	17-23
F.16	at Wisconsin *	L	10-49
F.17	at Minnesota *	L	7-34
F.23	at Illinois *	L	18-41
F.24	at Chicago *	L	22-36
M.3	at Purdue *	L	11-45
M.9	at Rose Poly	W	29-16
M.13	Minnesota *	L	17-26
M.16	Wisconsin *	L	21-34

* Big Ten Conference Game

1912-13 **5-11, 0-10**

HEAD COACH: ARTHUR POWELL

J.11	DePauw	W	30-14
J.18	Earlham	W	32-14
J.24	at Purdue *	L	19-34
J.25	at Ohio State *	L	22-34
J.31	at Earlham	W	31-11
F.1	at Northwestern *	L	21-26
F.4	at Wabash	L	17-37
F.8	Indiana State	W	24-6
F.13	Wisconsin *	L	19-30
F.15	Northwestern *	L	18-27
F.18	Wabash	W	30-17
F.27	at Wisconsin *	L	10-48
M.1	at Illinois *	L	12-29
M.7	Ohio State *	L	17-19
M.8	Illinois *	L	17-23
M.15	Purdue *	L	21-32

* Big Ten Conference Game

1913-14 **2-12, 1-11**

HEAD COACH: ARTHUR BERNDT

J.6	at Illinois *	L	6-35
J.12	Wisconsin *	L	15-59
J.17	at Northwestern *	L	33-48
J.24	Earlham	L	11-19
J.30	at Earlham	W	28-25
J.31	at Ohio State *	L	17-43
F.7	Illinois *	L	15-31
F.9	at Purdue *	L	13-35
F.13	Northwestern *	L	16-40
F.23	at Minnesota *	L	23-26
F.24	at Wisconsin *	L	24-46
F.28	Ohio State *	L	19-28
M.3	Purdue *	W	30-28
M.7	Minnesota *	L	8-28

* Big Ten Conference Game

YEAR-BY-YEAR RESULTS

1914-15 4-9, 1-9

HEAD COACH: ARTHUR BERNDT		
J.9	Wisconsin*	L 18-39
J.11	at Illinois*	L 14-34
J.16	at Northwestern*	L 22-30
J.18	at Wisconsin*	L 15-47
J.19	at Iowa*	L 20-29
J.26	Illinois*	L 4-20
J.29	at Earlham	W 35-14
F.6	Northwestern*	W 31-25
F.13	Rose Poly	W 64-15
F.16	Purdue*	L 12-15
F.20	Earlham	W 35-14
F.23	Iowa*	L 19-20
M.2	at Purdue*	L 15-26

* Big Ten Conference Game

1915-16 6-7, 3-5

HEAD COACH: ALLAN WILLISFORD		
J.8	Franklin	W 33-17
J.11	Wabash	L 18-33
J.15	at Purdue*	L 17-26
J.25	at DePauw	W 37-5
F.9	at Earlham	W 30-18
F.12	Ohio State*	W 26-17
F.14	Minnesota*	L 20-29
F.19	Northwestern*	L 26-40
F.22	at Ohio State*	W 29-26
F.28	at Northwestern*	L 20-38
F.29	at Minnesota*	L 20-27
M.4	at Wabash	L 25-30
M.11	Purdue*	W 39-29

* Big Ten Conference Game

1916-17 13-6, 3-5

HEAD COACH: G.S. LOWMAN		
D.8	Indiana Dental College	W 40-10
D.15	Earlham	W 44-23
D.19	Vincennes YMCA	W 28-18
J.3	DePauw	W 24-14
J.5	Rose Poly	W 35-9
J.12	at Iowa*	W 21-12
J.13	at Northern Iowa	W 29-13
J.19	Iowa*	W 12-7
J.28	Purdue*	L 15-22
F.2	Butler	W 18-9
F.6	at Purdue*	L 18-24
F.8	at DePauw	W 14-13
F.9	Central Coll.	W 61-9
F.16	at Wabash	L 17-20
F.24	at Ohio State*	W 24-19
M.2	Ohio State*	L 14-30
M.6	at Wisconsin*	L 13-29
M.7	at UW-Milwaukee	W 39-12
M.15	Wisconsin*	L 16-18

* Big Ten Conference Game

1917-18 10-4, 3-3

HEAD COACH: DANA EVANS		
D.7	Manchester	W 45-18
D.14	Indiana Central	W 49-6
D.20	DePauw	W 26-20
J.11	Wabash	W 21-9
J.18	at Michigan*	W 21-17
J.24	Detroit	W 24-15
F.1	at DePauw	W 34-22
F.11	at Ohio State*	L 22-28
F.12	Ohio State*	L 21-23
F.17	at Iowa*	W 29-25
F.18	at Wabash	L 18-28
F.22	Michigan*	W 21-20
M.1	Rose Poly	W 43-7
M.8	Iowa*	L 11-13* Big Ten Conference Game

Ten Conference Game

1918-19 10-7, 4-6

HEAD COACH: DANA EVANS		
J.2	at Vincennes YMCA	W 47-16
J.11	at Minnesota*	L 13-35
J.13	at Iowa*	W 23-14
J.20	at Michigan*	L 22-28
J.21	at Toledo	W 32-25

J.24	Iowa*	L 10-21
J.27	DePauw	L 17-21
J.31	Franklin	W 35-19
F.7	Ohio State*	L 21-22
F.15	at Ohio State*	W 37-31
F.17	at Cincinnati	W 38-24
F.22	Minnesota*	L 14-20
F.24	Wisconsin*	L 16-29
M.3	Notre Dame	W 29-11
M.6	at DePauw	W 17-16
M.11	Michigan*	W 24-16
M.15	at Wisconsin*	W 22-12

* Big Ten Conference Game

1919-20 13-8, 6-4

HEAD COACH: EWALD STIEHM		
D.12	N.A.G.U.	W 32-10
D.13	Hanover	W 46-5
D.18	Valparaiso	W 24-15
D.29	at Huntington Aths.	L 15-22
D.30	at Merchants H&L	L 28-33
J.9	at Ohio Wesleyan	W 38-21
J.10	at Ohio State*	W 22-11
J.16	at Michigan State	W 20-19
J.17	at Michigan*	W 22-9
J.23	Purdue*	L 9-17
J.31	Northwestern*	W 32-11
F.4	at Creighton	L 20-29
F.5	at Nebraska	W 24-20
F.6	at Nebraska	L 18-38
F.7	at Iowa*	L 20-28
F.13	Iowa*	W 25-19
F.19	Cincinnati	W 36-12
F.25	at Purdue*	L 20-31
F.28	Ohio State*	W 17-16
M.6	Northwestern*	L 34-36
M.15	Michigan*	W 19-18

* Big Ten Conference Game

1920-21 15-6, 6-5

HEAD COACH: GEORGE LEVIS		
D.4	Armour Institute	W 46-16
D.10	Indiana Dental	W 37-13
D.15	Evansville YMCA	W 44-15
D.18	Manchester	W 44-12
D.29	at Kokomo Am. Legion	W 34-18
J.3	Merchants Heat & Light	L 21-34
J.5	Indiana Normal	W 44-11
J.8	at Ohio State*	W 29-24
J.10	at Michigan*	W 30-21
J.17	Northwestern*	W 31-10
J.21	at Minnesota*	W 25-23
J.25	at Carleton	W 24-23
J.28	at Purdue*	L 18-27
F.4	Louisville	W 34-17
F.9	DePauw	W 24-18
F.14	Ohio State*	W 33-11
F.19	at Northwestern*	W 23-21
F.21	at Iowa*	L 15-22
F.26	Iowa*	L 17-26
M.3	Purdue*	L 20-28
M.7	Minnesota*	L 25-29

* Big Ten Conference Game

1921-22 10-10, 3-7

HEAD COACH: GEORGE LEVIS		
D.2	Manchester	W 25-15
D.7	Hanover	W 18-11
D.10	Indiana Dental	L 24-31
D.15	at Habichs	L 29-33
D.17	Rose Poly	W 31-19
D.19	at DePauw	L 23-41
J.6	Huntington	W 25-14
J.7	Camp Benning	W 46-20
J.14	Northwestern*	W 21-18
J.20	at Ohio State*	L 17-23
J.23	Minnesota*	L 16-19
J.26	DePauw	W 36-32
F.2	at Marquette	W 20-17
F.4	at Minnesota*	W 23-19
F.11	Purdue*	L 19-24
F.13	Michigan*	W 15-14

F.18	at Northwestern*	L 16-25
F.20	at Michigan*	L 16-24
F.25	at Purdue*	L 9-20
F.27	Ohio State*	L 18-20

* Big Ten Conference Game

1922-23 8-7, 5-7

HEAD COACH: LESLIE MANN		
D.7	Indiana Dental	W 28-12
D.15	Franklin	W 36-18
J.8	Northwestern*	L 10-17
J.13	at Illinois*	L 22-31
J.31	at Purdue*	W 31-26
F.7	Notre Dame	W 33-18
F.12	Illinois*	W 31-24
F.17	Minnesota*	W 33-20
F.20	at Northwestern*	L 26-30
F.22	at Iowa*	L 13-19
M.3	Northwestern*	W 31-25
M.5	Iowa*	W 23-21
M.10	at Minnesota*	L 25-29
M.12	at Wisconsin*	L 17-35
M.15	Purdue*	L 29-31

* Big Ten Conference Game

1923-24 11-6, 7-5

HEAD COACH: LESLIE MANN		
D.7	Indiana State	W 27-24
D.15	Rose Poly	W 51-15
D.20	at Drake	W 53-30
D.21	at Creighton	L 29-39
J.5	Wisconsin*	L 21-23
J.12	at Minnesota*	W 29-23
J.14	at Wisconsin*	L 27-28
J.19	at Chicago*	L 24-29
J.25	at Northwestern*	W 39-24
F.2	Ohio State*	W 31-29
F.8	Minnesota*	W 39-25
F.12	Northwestern*	W 30-13
F.16	Notre Dame	W 21-20
F.18	at Ohio State*	L 27-31
F.23	at Michigan*	W 23-22
M.1	Chicago*	L 25-26
M.3	Michigan*	W 31-20

* Big Ten Conference Game

1924-25 12-5, 8-4

HEAD COACH: EVERETT DEAN		
D.11	Indiana State	L 24-28
D.15	Washington (Mo.)	W 35-18
D.18	at Kentucky	W 20-18
J.2	Cincinnati	W 51-7
J.6	Mercer	W 31-19
J.10	at Ohio State*	L 22-30
J.17	at Illinois*	L 24-34
J.24	Chicago*	W 40-11
J.31	at Iowa*	W 30-28
F.4	Purdue*	W 39-36
F.9	Iowa*	W 28-21
F.14	at Michigan*	W 29-28
F.21	at Chicago*	W 33-22
F.23	Illinois*	W 30-24
F.27	at Purdue*	L 29-38
M.2	Michigan*	W 51-33
M.7	Ohio State*	L 26-28

* Big Ten Conference Game

YEAR-BY-YEAR RESULTS

1925-26 12-5, 8-4

BIG TEN CO-CHAMPIONS

HEAD COACH: EVERETT DEAN

D.10	Miami (Ohio)	W	47-26
D.15	DePauw	L	20-33
D.19	Wabash	W	35-27
J.5	Kentucky	W	34-23
J.9	Minnesota*	W	33-28
J.13	at Wisconsin*	L	31-33
J.16	at Iowa*	L	22-29
J.18	at Northwestern*	W	39-31
J.23	Purdue*	W	37-34
F.1	Iowa*	W	30-20
F.13	at Purdue*	L	29-31
F.19	Illinois*	L	20-21
F.26	at Minnesota*	W	41-23
F.27	at Carleton	W	38-36
M.2	Northwestern*	W	34-28
M.6	at Illinois*	W	28-25
M.9	Wisconsin*	W	35-20

* Big Ten Conference Game

1926-27 13-4, 9-3

HEAD COACH: EVERETT DEAN

D.10	DePauw	W	44-30
D.16	Franklin	W	37-17
D.21	at Kentucky	W	38-19
J.4	Carleton	W	31-29
J.8	at Wisconsin*	W	28-23
J.10	at Minnesota*	W	37-24
J.17	at Northwestern*	W	36-24
J.22	Michigan*	L	27-31
J.29	Chicago*	W	28-23
F.5	at Chicago*	L	21-25
F.7	Minnesota*	W	42-16
F.12	Wabash	L	33-35
F.19	at Michigan*	W	37-34
F.22	Ohio State*	L	18-27
F.26	Wisconsin*	W	31-23
M.5	Northwestern*	W	44-25
M.9	at Ohio State*	W	36-31

* Big Ten Conference Game

1927-28 15-2, 10-2

BIG TEN CO-CHAMPIONS

HEAD COACH: EVERETT DEAN

D.12	Franklin	W	34-25
D.17	Wabash	W	39-26
D.19	Coe	W	35-14
J.4	Cincinnati	W	56-41
J.9	Chicago*	W	32-13
J.13	at Michigan*	L	41-42
J.16	at Chicago*	W	35-12
J.20	Illinois*	W	44-29
J.24	at Purdue*	L	25-28
F.3	Kentucky	W	48-29
F.11	Iowa*	W	50-33
F.13	Ohio State*	W	43-26
F.20	Purdue*	W	40-37
F.22	at Ohio State*	W	52-17
F.26	at Iowa*	W	49-39
M.3	Michigan*	W	36-34
M.5	at Illinois*	W	27-23

* Big Ten Conference Game

1928-29 7-10, 4-8

HEAD COACH: EVERETT DEAN

D.8	Washington (Mo.)	L	30-31
D.13	Pennsylvania	W	34-26
D.21	Notre Dame	W	29-17
J.1	at Pittsburgh	L	31-52
J.4	Missouri	W	41-29
J.8	at Illinois*	L	16-20
J.12	at Minnesota*	W	37-36
J.14	at Wisconsin*	L	20-24
J.19	Purdue*	L	23-29
J.21	Minnesota*	W	41-22
F.5	Northwestern*	L	30-31
F.9	at Iowa*	L	27-29
F.16	Wisconsin*	L	25-27
F.18	at Purdue*	L	16-30
F.23	Illinois*	W	32-22

F.25 at Northwestern* L 26-28

M.4 Iowa* W 35-30

* Big Ten Conference Game

1929-30 8-9, 7-5

HEAD COACH: EVERETT DEAN

D.7	DePauw	L	24-26
D.13	Pittsburgh	L	31-35
D.21	at Pennsylvania	L	21-26
J.7	Notre Dame	L	29-30
J.11	at Chicago*	W	36-24
J.18	Northwestern*	W	36-22
J.20	at Michigan*	L	26-45
J.23	Wisconsin*	L	21-23
F.3	at Washington (Mo.)	W	33-21
F.8	at Ohio State*	W	26-22
F.12	at Northwestern*	W	39-31
F.15	Chicago*	W	28-16
F.22	Michigan*	L	18-21
M.1	Ohio State*	W	27-15
M.3	Minnesota*	W	31-25
M.8	at Wisconsin*	L	23-34
M.10	at Minnesota*	L	29-34

* Big Ten Conference Game

1930-31 9-8, 5-7

HEAD COACH: EVERETT DEAN

D.10	DePauw	W	26-18
D.18	Washington (Mo.)	W	17-15
D.31	at Pennsylvania	W	24-20
J.1	at Pittsburgh	W	27-19
J.10	Chicago*	L	27-28
J.12	Ohio State*	W	23-21
J.17	at Illinois*	W	35-34
J.19	at Iowa*	W	28-20
F.3	Notre Dame	L	20-25
F.7	Purdue*	L	23-30
F.9	Iowa*	W	31-18
F.14	at Purdue*	L	15-28
F.21	at Michigan*	L	24-33
F.23	Illinois*	L	25-39
F.28	at Chicago*	W	33-22
M.2	at Ohio State*	L	15-31
M.7	Michigan*	L	20-21

* Big Ten Conference Game

1931-32 8-10, 4-8

HEAD COACH: EVERETT DEAN

D.8	Miami (Ohio)	W	24-18
D.12	at Notre Dame	W	23-18
D.16	Pittsburgh	L	24-29
D.30	at DePauw	L	19-26
J.4	at Purdue*	L	30-49
J.9	at Northwestern*	L	23-29
J.11	Illinois*	L	22-30
J.16	at Minnesota*	L	35-37
J.18	Iowa*	W	35-27
F.2	at Xavier	W	18-16
F.4	Marquette	W	30-18
F.8	Northwestern*	L	25-29
F.13	Minnesota*	W	27-22
F.15	Wisconsin*	W	33-21
F.20	at Iowa*	W	34-33
F.22	Purdue*	L	29-42
M.5	at Wisconsin*	L	26-34
M.7	at Illinois*	L	32-33

* Big Ten Conference Game

1932-33 10-8, 6-6

HEAD COACH: EVERETT DEAN

D.6	Wabash	W	22-21
D.9	Cincinnati	W	41-12
D.14	DePauw	W	34-19
D.20	at Marquette	L	20-21
J.3	at Miami (Ohio)	L	29-33
J.7	at Ohio State*	L	28-35
J.9	Chicago*	W	34-21
J.14	Wisconsin*	L	37-38
F.1	Mexico City	W	56-27
F.6	Northwestern*	L	28-32
F.11	Minnesota*	L	31-22
F.13	Michigan*	L	25-32

F.18 at Wisconsin* W 29-28

F.20 at Minnesota* W 36-25

F.25 at Chicago* L 32-34

F.27 at Northwestern* L 32-45

M.4 Ohio State* W 40-28

M.6 at Michigan* W 31-30

* Big Ten Conference Game

1933-34 13-7, 6-6

HEAD COACH: EVERETT DEAN

D.7	Franklin	W	20-16
D.10	DePauw	W	24-16
D.16	at Wabash	L	22-26
D.17	at Saint Louis	W	47-32
D.27	at Marshall	W	36-20
D.28	at Maryland*	W	30-17
D.30	at Temple	W	43-29
J.8	Michigan*	W	29-18
J.13	Ohio State*	W	38-22
J.15	Purdue*	L	13-47
J.20	at Ohio State*	L	23-27
F.3	Wabash	W	32-28
F.5	Iowa*	W	34-25
F.10	at Illinois*	L	25-28
F.12	at Chicago	W	30-28
F.17	at Iowa*	L	26-29
F.24	Illinois*	W	36-24
F.26	Chicago	W	39-30
M.3	at Purdue*	L	28-55
M.5	at Michigan*	L	32-35

* Big Ten Conference Game

1934-35 14-6, 8-4

HEAD COACH: EVERETT DEAN

D.7	Ball State	W	35-19
D.12	Hamline	W	31-29
D.15	DePauw	L	24-31
D.20	at Maryland	W	30-25
D.21	at George Washington	W	45-41
D.22	at Temple	L	30-50
J.1	at Miami (Ohio)	W	32-15
J.5	at Illinois*	W	32-28
J.12	Wisconsin*	L	23-30
J.14	Illinois*	W	42-29
J.19	at Iowa*	W	40-35
F.4	at Vanderbilt	W	39-30
F.9	Minnesota*	W	48-23
F.11	Iowa*	W	34-30
F.16	at Wisconsin*	L	27-37
F.18	at Purdue*	L	38-44
F.23	Northwestern*	W	36-32
F.25	Purdue*	W	41-35
M.2	at Northwestern*	L	22-40
M.9	at Minnesota*	W	38-29

* Big Ten Conference Game

1935-36 18-2, 11-1

BIG TEN CO-CHAMPIONS

HEAD COACH: EVERETT DEAN

D.6	Ball State	W	44-28
D.14	at Loyola (Chicago)	W	32-25
D.16	Miami (Ohio)	W	41-15
D.21	at Vanderbilt	W	56-18
D.23	at Evansville	W	39-32
J.3	at DePaul	L	31-35
J.6	at Michigan*	W	33-27
J.11	Northwestern*	W	27-24
J.13	Chicago*	W	33-30
J.18	at Minnesota*	W	33-31
J.20	at Wisconsin*	W	26-24
J.30	at Louisville	W	48-26
F.1	Minnesota*	W	26-23
F.8	at Chicago*	W	42-24
F.10	Franklin	W	39-29
F.15	at Ohio State*	L	34-43
F.17	Michigan*	W	37-23
F.22	Wisconsin*	W	54-21
F.29	at Northwestern*	W	41-34
M.2	Ohio State*	W	40-34

* Big Ten Conference Game

INDIANA BASKETBALL

YEAR-BY-YEAR RESULTS



1936-37 **13-7, 6-6**

HEAD COACH: EVERETT DEAN

D. 4 Cincinnati	W	46-13
D. 12 Miami (Ohio)	W	43-13
D. 14 Kansas State	W	60-33
D. 19 at Manhattan	W	42-34
D. 21 at Villanova	W	43-28
J. 1 at Butler	W	61-27
J. 4 Iowa*	W	28-24
J. 9 at Chicago*	W	46-26
J. 11 at Illinois*	L	31-40
J. 16 Purdue*	L	30-41
J. 18 Ohio State*	W	43-36
J. 30 at Loyola (Chicago)	L	30-36
F. 1 at Ball State	W	31-22
F. 6 at Iowa*	W	38-34
F. 8 Chicago*	W	47-36
F. 13 at Ohio State*	L	44-48
F. 15 at Michigan*	L	31-55
F. 20 Illinois*	L	25-42
F. 27 at Purdue*	L	45-69
M. 1 Michigan*	W	31-27

*- Big Ten Conference Game

1937-38 **10-10, 4-8**

HEAD COACH: EVERETT DEAN

D. 6 DePauw	W	45-25
D. 11 at Ball State	L	38-42
D. 21 at Bradley	L	39-50
D. 23 at Nebraska	W	43-42
D. 28 at UCLA	W	42-33
D. 29 at USC	W	42-39
J. 4 Illinois*	W	51-46
J. 8 at Iowa*	L	39-48
J. 10 at Minnesota*	W	39-38
J. 15 Northwestern*	L	29-32
J. 17 Iowa*	L	32-36
F. 1 at Butler	W	42-23
F. 5 at Purdue*	L	36-38
F. 7 Wisconsin*	W	47-44
F. 12 at Louisville	W	59-40
F. 19 at Northwestern*	L	41-52
F. 21 Minnesota*	L	36-37
F. 26 Purdue*	L	36-50
F. 28 at Wisconsin*	L	32-34
M. 4 at Illinois*	W	45-35

*- Big Ten Conference Game

1938-39 **17-3, 9-3**

HEAD COACH: BRANCH MCCrackEN

D. 5 Ball State	W	54-28
D. 10 Miami (Ohio)	W	49-23
D. 12 Wabash	W	47-23
D. 17 Connecticut	W	71-38
D. 23 at Butler	W	46-29
D. 30 at Western Reserve	W	45-33
D. 31 at Michigan State	W	37-33
J. 7 at Ohio State*	L	38-45
J. 9 at Illinois*	W	29-28
J. 14 Wisconsin*	W	43-19
J. 16 Purdue*	W	39-36
F. 3 at Xavier	W	48-39
F. 6 Ohio State*	W	46-34
F. 11 at Iowa*	W	50-39
F. 13 at Chicago*	W	46-33
F. 18 Northwestern*	W	44-37
F. 20 Iowa*	W	45-40
F. 25 Minnesota*	W	49-37
F. 27 at Purdue*	L	34-45
M. 4 at Michigan*	L	45-53

*- Big Ten Conference Game

1939-40 **20-3, 9-3**

NATIONAL CHAMPIONS

HEAD COACH: BRANCH MCCrackEN

D. 9 Wabash	W	37-24
D. 11 Xavier	W	58-24
D. 15 at Nebraska	W	49-39
D. 18 Pittsburgh	W	51-35
D. 23 at Butler	W	40-33
D. 27 at Duquesne	W	51-49
D. 28 at Villanova	W	45-33
J. 6 Illinois*	W	38-36
J. 8 Iowa*	W	45-30
J. 13 at Minnesota*	L	44-46
J. 15 at Wisconsin*	W	40-34
F. 3 at DePaul	W	51-30
F. 10 Purdue*	W	46-39
F. 12 Michigan*	W	57-30
F. 17 at Northwestern*	L	36-40
F. 19 at Iowa*	W	46-42
F. 24 Chicago*	W	38-34
F. 26 at Ohio State*	L	26-44
M. 2 at Purdue*	W	51-45
M. 4 Ohio State*	W	52-31
M. 22 vs. Springfield #	W	48-24
M. 23 vs. Duquesne #	W	39-30
M. 30 vs. Kansas #	W	60-42

*- Big Ten Conference Game

#- NCAA Tournament

1940-41 **17-3, 10-2**

HEAD COACH: BRANCH MCCrackEN

D. 7 Georgia	W	44-31
D. 12 at Butler	W	39-36
D. 14 Marshall	W	53-22
D. 21 at Stanford	W	60-59
D. 23 at California	W	42-39
D. 27 at So. California	L	39-41
D. 28 at UCLA	W	51-26
D. 30 vs. Kentucky!	W	48-45
J. 11 at Illinois*	W	48-38
J. 13 Northwestern*	W	52-32
J. 27 at Michigan*	W	41-40
F. 1 at Purdue*	L	36-40
F. 3 Ohio State*	W	45-25
F. 10 Iowa*	W	50-40
F. 15 Minnesota*	W	44-34
F. 17 at Ohio State*	W	40-33
F. 22 at Iowa*	W	47-36
F. 24 Wisconsin*	L	30-38
M. 1 Purdue*	W	47-29
M. 3 at Chicago*	W	49-33

!- Game played in South Bend

*- Big Ten Conference Game

1941-42 **15-6, 10-5**

HEAD COACH: BRANCH MCCrackEN

D. 10 Wabash	W	36-27
D. 11 Great Lakes	L	36-41
D. 15 Nebraska	W	56-29
D. 18 UCLA	W	47-33
D. 26 at Pittsburgh	W	50-41
D. 27 at George Washington	W	52-43
J. 3 at Northwestern*	L	40-50
J. 5 Wisconsin*	W	38-34
J. 10 at Minnesota*	L	43-63
J. 12 Purdue*	W	40-39
J. 24 at Wisconsin*	L	36-42
J. 26 Michigan*	W	64-36
J. 31 at Chicago*	W	63-34
F. 2 at Ohio State*	W	46-43
F. 9 Illinois*	W	41-36
F. 14 Chicago*	W	52-20
F. 16 at Michigan*	W	47-42
F. 23 at Iowa*	L	52-55
F. 28 Minnesota*	W	54-45
M. 2 Northwestern*	L	45-49
M. 7 Ohio State*	W	48-23

*- Big Ten Conference Game

1942-43 **18-2, 11-2**

HEAD COACH: BRANCH MCCrackEN

D. 5 DePauw	W	57-40
D. 7 Wabash	W	58-40
D. 14 Fort Knox	W	64-19
D. 23 vs. Kentucky!	W	58-52
D. 28 at Loyola (Chicago)	W	51-43
D. 30 at Nebraska	W	40-39
J. 4 at Butler	W	42-27
J. 9 Ohio State*	W	45-37
J. 11 Ohio State*	W	61-31
J. 16 at Chicago*	W	55-27
J. 23 at Iowa*	W	71-55
J. 25 at Iowa*	W	64-43
J. 30 Purdue*	W	53-35
F. 6 Michigan*	W	32-24
F. 8 Michigan*	W	48-33
F. 13 at Wisconsin*	W	51-44
F. 15 at Wisconsin*	L	53-57
F. 20 Minnesota*	W	51-39
F. 22 Minnesota*	W	40-28
M. 1 at Purdue*	L	38-41

!- Game played in Louisville

*- Big Ten Conference Game

1943-44 **7-15, 2-10**

HEAD COACH: HARRY GOOD

D. 1 Camp Atterbury	W	40-28
D. 4 at DePauw	L	36-47
D. 7 at Wabash	W	38-35
D. 11 vs. Kentucky!	L	41-66
D. 14 Wabash	W	44-27
D. 18 at DePaul	L	43-81
D. 20 DePauw	W	38-34
J. 4 at Camp Atterbury	W	42-32
J. 8 at Purdue*	L	43-63
J. 14 at Ohio State*	L	46-72
J. 15 at Ohio State*	L	38-74
J. 22 Miami (Ohio)	L	50-52
J. 28 Iowa*	L	42-43
J. 29 Iowa*	L	40-52
F. 4 at Michigan*	L	49-65
F. 5 at Michigan*	L	44-46
F. 11 Wisconsin*	L	43-62
F. 12 Wisconsin*	L	31-52
F. 18 at Minnesota*	L	47-48
F. 19 at Minnesota*	W	48-47
F. 26 Bunker Hill	L	36-41
M. 4 Purdue*	W	51-45

!- Game played in Louisville

*- Big Ten Conference Game

1944-45 **10-11, 3-9**

HEAD COACH: HARRY GOOD

N. 30 at Wabash	W	43-39
D. 2 Camp Atterbury	W	44-22
D. 5 DePauw	L	50-51
D. 9 at Camp Atterbury	W	63-48
D. 14 Wabash	W	55-39
D. 16 vs. Kentucky!	L	43-61
D. 30 Nebraska	W	65-42
J. 2 Univ. of Mexico	W	53-33
J. 6 at Michigan*	L	53-54
J. 9 at DePauw	W	58-38
J. 17 Purdue*	W	51-50
J. 20 at Minnesota*	W	48-46
J. 22 at Iowa*	L	51-56
J. 27 Michigan*	L	43-47
F. 5 Minnesota*	L	48-56
F. 7 at Purdue*	L	48-62
F. 10 Iowa*	L	40-45
F. 12 at Illinois*	L	48-71
F. 17 Ohio State*	L	45-63
F. 24 at Ohio State*	L	52-85
F. 28 Illinois*	W	65-55

!- Game played in Louisville

*- Big Ten Conference Game

YEAR-BY-YEAR RESULTS

1945-46 **18-3, 9-3**

HEAD COACH: HARRY GOOD

D.1	Camp Atterbury	W	59-49
D.8	Washington (Mo.)	W	53-39
D.11	at Camp Atterbury	W	56-53
D.15	at Louisville	W	62-59
D.18	Cincinnati	W	54-44
J.22	at Michigan *	Wot	67-58
J.1	at Butler	W	58-47
J.5	at Chicago *	W	59-34
J.7	Minnesota *	L	47-58
J.12	Iowa *	W	45-39
J.16	at Purdue *	L	38-49
J.19	Ohio State *	W	44-39
J.21	Michigan *	W	46-43
J.26	Chicago *	W	61-32
F.5	at Washington (Mo.)	W	56-46
F.9	at Ohio State *	L	52-53
F.11	at Cincinnati	W	60-22
F.16	Purdue *	W	57-47
F.19	Ball State	W	84-41
F.23	at Minnesota *	W	75-52
F.25	at Iowa *	W	49-46

*- Big Ten Conference Game

1946-47 **12-8, 8-4**

HEAD COACH: BRANCH MCCrackEN

D.2	Wabash	W	69-46
D.7	Miami (Ohio)	W	69-36
D.9	Notre Dame	L	60-70
D.14	at Louisville	L	46-53
D.21	at Loyola (Chicago)	L	53-60
J.2	at Butler	L	41-52
J.6	at Ohio State *	W	62-39
J.11	at Wisconsin *	L	49-70
J.13	Purdue *	W	62-46
J.18	Iowa *	W	50-48
J.20	at Minnesota *	L	56-59
J.23	at Marquette	W	74-50
J.25	Michigan *	W	55-42
F.8	at Earlham	W	93-41
F.15	at Illinois *	L	50-59
F.17	at Northwestern *	W	69-43
F.22	at Iowa *	L	46-68
F.24	Ohio State *	W	46-43
M.1	Illinois *	W	48-41
M.3	at Purdue *	W	54-38

*- Big Ten Conference Game

1947-48 **8-12, 3-9**

HEAD COACH: BRANCH MCCrackEN

D.6	DePauw	W	59-43
D.13	Carleton	W	76-42
D.15	at Kansas State	L	53-61
D.18	Loyola (Chicago)	W	59-40
D.23	at Michigan State	L	60-64
J.1	vs. Notre Dame !	W	72-46
J.2	at Butler	L	51-64
J.5	at Purdue *	L	49-58
J.10	Wisconsin *	L	54-58
J.12	Ohio State *	W	71-54
J.17	at Iowa *	L	52-61
J.19	at Illinois *	L	45-46
J.24	Minnesota *	W	65-43
F.7	at Miami (Ohio)	W	57-48
F.14	Iowa *	W	49-47
F.16	at Michigan *	L	54-66
F.21	at Northwestern *	L	42-47
F.23	at Ohio State *	L	45-60
F.28	Purdue *	L	49-51
M.1	Illinois *	L	51-52

! - Game played in Indianapolis

*- Big Ten Conference Game

1948-49 **14-8, 6-6**

HEAD COACH: BRANCH MCCrackEN

D.4	DePauw	W	61-48
D.6	Michigan State	W	48-36
D.11	Xavier	W	63-55
D.13	Drake	W	57-35
D.16	Kansas State	W	56-36
D.21	at Washington (Mo.)	W	51-44
D.27	at Butler	L	55-64
D.28	vs. Notre Dame !	W	50-47
J.3	Marquette	W	56-47
J.8	Illinois *	L	42-44
J.10	Iowa *	W	50-39
J.15	at Wisconsin *	L	48-58
J.17	Purdue *	W	56-42
J.22	at Minnesota * (4)	L	28-35
F.5	at DePaul	L	46-47
F.7	at Ohio State *	L	59-72
F.12	Michigan *	L	47-54
F.14	Northwestern *	W	56-41
F.19	at Purdue *	W	56-50
F.21	Ohio State *	W	65-45
F.26	at Iowa *	W	76-60
F.28	at Illinois * (4)	L	68-91

! - Game played in Indianapolis

*- Big Ten Conference Game

1949-50 **17-5, 7-5**

HEAD COACH: BRANCH MCCrackEN

D.5	Wabash	W	64-33
D.10	at Michigan State	W	73-58
D.13	DePaul	W	61-55
D.15	Arkansas	W	75-50
D.19	at Oregon State	W	65-60
D.20	at Oregon State	W	58-53
D.29	vs. Notre Dame !	W	79-69
D.30	at Butler	W	68-57
J.2	Michigan State	W	60-50
J.7	Wisconsin * (15)	W	61-59
J.9	at Michigan *	L	67-69
J.14	at Iowa *	L	64-65
J.16	Butler	W	57-49
J.21	at Purdue *	W	49-39
F.4	at Northwestern *	W	64-59
F.6	Ohio State * (7)	L	55-56
F.11	Minnesota *	W	59-39
F.13	at Illinois *	W	83-72
F.18	Purdue *	W	60-50
F.20	at Ohio State * (3)	L	65-75
F.25	Iowa *	L	53-59
F.27	Illinois *	W	80-66

! - Game played in Indianapolis

*- Big Ten Conference Game

1950-51 **19-3, 12-2**

HEAD COACH: BRANCH MCCrackEN

D.2	DePauw	W	59-45
D.9	Oregon State	W	72-45
D.12	Texas Christian	W	87-68
D.16	at Kansas State	W	58-52
D.22	at Butler	W	61-46
D.23	vs. Notre Dame ! (14)	W	64-56
D.27	at Bradley (2)	L	62-64
D.29	at Drake	W	59-49
J.6	at Ohio State *	W	77-62
J.13	at Michigan State *	W	47-37
J.15	Illinois * (14)	W	64-53
J.20	at Purdue *	W	77-56
J.22	Ohio State *	W	69-59
J.27	Minnesota *	W	32-26
F.10	at Minnesota *	L	54-61
F.12	at Iowa *	W	63-54
F.17	Northwestern *	W	94-63
F.19	at Illinois * (11)	L	65-71
F.24	Purdue *	W	68-53
F.26	Iowa *	W	63-53
M.3	at Michigan *	W	57-42
M.5	Wisconsin *	W	68-58

! - Indianapolis

*- Big Ten Conference Game

1951-52 **16-6, 9-5**

HEAD COACH: BRANCH MCCrackEN

D.6	Valparaiso	W	68-59
D.8	Xavier	W	92-69
D.14	at Wyoming	W	57-55
D.15	at Colorado A&M	W	80-48
D.22	Kansas State (5)	W	80-75
D.28	vs. Notre Dame ! (9)	W	67-54
D.29	at Butler	W	87-71
J.5	Michigan *	W	58-46
J.7	at Ohio State *	L	72-73
J.12	at Iowa * (10)	L	59-78
J.14	at Illinois * (2)	L	66-78
J.19	at Purdue *	W	82-77
J.21	Iowa * (4)	W	82-69
F.2	St. John's (15)	L	55-65
F.9	Purdue *	W	93-70
F.11	at Minnesota *	L	61-74
F.16	at Northwestern *	W	96-85
F.18	Illinois * (6)	L	70-77
F.23	at Wisconsin *	W	63-48
F.25	Ohio State *	W	95-80
M.1	Minnesota *	W	68-52
M.3	Michigan State *	W	70-67

! - Game played in Indianapolis

*- Big Ten Conference Game

1952-53 **23-3, 17-1**

NATIONAL CHAMPIONS
BIG TEN CHAMPIONS
HEAD COACH: BRANCH MCCrackEN

D.1	Valparaiso	W	95-56
D.6	at Notre Dame	L	70-71
D.13	at Kansas State	L	80-82
D.20	Michigan *	W	88-60
D.22	at Iowa *	W	91-72
J.3	at Michigan *	W	91-88
J.5	at Michigan State *	W	69-62
J.10	Minnesota * (19)	W	66-63
J.12	at Ohio State *	W	88-68
J.17	Illinois * (4)	Wot	74-70
J.19	at Purdue *	W	88-75
F.2	Butler	W	105-70
F.7	at Northwestern *	W	88-84
F.9	Wisconsin *	W	66-48
F.14	Michigan State *	W	65-50
F.16	at Wisconsin *	W	72-70
F.21	Ohio State *	W	81-67
F.23	Purdue *	W	113-78
F.28	at Illinois * (10)	W	91-79
M.2	Northwestern *	Wot	90-88
M.7	at Minnesota *	L	63-65
M.9	Iowa *	W	68-61
M.13	vs. DePaul #	W	82-80
M.14	vs. Notre Dame # (17)	W	79-66
M.17	vs. LSU # (7)	W	80-67
M.18	Kansas # (5)	W	69-68

*- Big Ten Conference Game

#- NCAA Tournament

INDIANA BASKETBALL

YEAR-BY-YEAR RESULTS



Members of the 1953 National Championship team returned to Simon Skjold Assembly Hall in 2012 for the team's 60th anniversary.

1953-54 20-4, 12-2

BIG TEN CHAMPIONS

HEAD COACH: BRANCH MCCrackEN

D. 5 Cincinnati	W	78-65
D. 7 Kansas State	W	92-66
D. 12 at Butler	W	76-57
D. 14 Notre Dame	W	66-55
D. 18 at Montana State	W	74-54
D. 21 at Oregon State (11)	W	76-72
D. 22 vs. Oregon State ! (12)	L	51-67
J. 2 at Michigan *	W	62-60
J. 4 Wisconsin *	W	70-67
J. 9 at Minnesota * (6)	W	71-63
J. 11 Purdue *	W	73-67
J. 16 at Wisconsin *	W	90-74
J. 18 Ohio State *	W	94-72
F. 1 Louisville *	W	80-71
F. 6 Michigan State *	W	79-74
F. 8 Minnesota * (12)	W	90-77
F. 13 at Northwestern *	L	90-100
F. 15 at Purdue *	W	86-50
F. 20 at Michigan State *	W	63-61
F. 22 Iowa * (10)	L	64-82
F. 27 at Ohio State *	W	84-68
M. 6 Illinois *	W	67-64
M. 12 vs. Notre Dame # (6)	L	64-65
M. 13 vs. LSU # (8)	W	73-62

! - Game played in Eugene

* - Big Ten Conference Game

- NCAA Tournament

1954-55 8-14, 5-9

HEAD COACH: BRANCH MCCrackEN

D. 4 Valparaiso	W	77-66
D. 6 Missouri	L	61-64
D. 11 at Notre Dame (9)	W	73-70
D. 13 SMU	L	78-83
D. 18 at Cincinnati	L	65-97
D. 21 at Kansas State	L	74-91
D. 27 at Saint Louis	L	78-80
J. 3 Michigan *	W	95-77
J. 8 at Illinois * (12)	L	75-99
J. 10 at Minnesota * (13)	L	74-88
J. 15 at Wisconsin *	L	66-77
J. 17 Michigan State *	W	88-79
J. 31 Butler	W	87-56
F. 5 at Ohio State *	L	87-90
F. 7 Wisconsin *	W	65-58
F. 12 at Iowa *	L	75-90
F. 14 Minnesota * (12)	L	70-80
F. 19 Northwestern *	L	78-85
F. 21 Purdue *	W	75-62
F. 26 at Purdue *	L	67-92
F. 28 at Michigan State *	L	77-93
M. 5 Ohio State *	W	84-66

* - Big Ten Conference Game

1955-56 13-9, 6-8

HEAD COACH: BRANCH MCCrackEN

D. 3 Ohio	W	93-74
D. 10 Kansas State	W	96-72
D. 12 St. Louis	L	75-86
D. 17 at Missouri	W	81-78
D. 19 Cincinnati (14)	W	80-61
D. 22 at Drake	W	82-79
D. 27 at Butler	W	94-70
J. 2 Northwestern *	W	94-81
J. 7 at Wisconsin *	W	75-71
J. 9 at Minnesota *	L	71-77
J. 14 Illinois * (8)	L	72-96
J. 16 Michigan State *	W	79-70
J. 30 Notre Dame	W	81-76
F. 4 at Ohio State *	L	82-100
F. 6 at Illinois * (6)	L	89-92
F. 11 Michigan *	W	97-73
F. 13 Wisconsin *	L	67-69
F. 18 at Michigan *	W	80-75
F. 20 Iowa * (15)	L	83-87
F. 25 at Northwestern *	W	84-82
M. 3 Purdue *	L	71-73
M. 5 at Iowa * (10)	L	73-84

* - Big Ten Conference Game

1956-57 14-8, 10-4

BIG TEN CO-CHAMPIONS

HEAD COACH: BRANCH MCCrackEN

D. 4 Valparaiso	W	64-57
D. 8 Southern Illinois	W	80-57
D. 10 Butler	W	73-68
D. 15 at Kansas State (14)	L	77-84
D. 18 at LaSalle	W	93-80
D. 20 at Villanova	L	69-79
D. 29 UCLA	L	48-52
J. 5 Michigan *	W	73-68
J. 7 Wisconsin *	W	79-68
J. 12 at Purdue *	L	64-70
J. 14 at Illinois * (10)	L	91-112
J. 29 at Notre Dame	L	82-94
F. 2 at Iowa *	W	82-66
F. 4 Northwestern *	W	74-56
F. 9 Ohio State * (15)	W	69-59
F. 11 Minnesota *	W	91-72
F. 16 at Northwestern *	W	87-74
F. 18 Iowa *	W	90-76
F. 23 at Wisconsin *	W	85-74
F. 25 at Michigan *	L	86-87
M. 2 at Michigan State * (14)	L	61-76
M. 4 Illinois *	W	84-76

* - Big Ten Conference Game

1957-58 13-11, 10-4

BIG TEN CHAMPIONS

HEAD COACH: BRANCH MCCrackEN

D. 2 Ohio	L	68-76
D. 7 Kansas State	L	61-66
D. 14 at Missouri	L	73-78
D. 19 St. Mary's	W	79-66
D. 23 Oregon State (17)	L	51-62
D. 27 at Butler	L	78-84
D. 28 vs. Notre Dame !	L	74-89
J. 4 Northwestern *	W	68-65
J. 6 at Purdue *	L	66-68
J. 11 Illinois * (17)	W	89-82
J. 13 Minnesota *	W	85-64
J. 18 at Iowa *	L	75-79
F. 1 at DePaul *	W	76-66
F. 3 at Minnesota *	L	66-69
F. 8 Michigan State * (15)	W	82-79
F. 10 at Wisconsin *	W	93-87
F. 17 Ohio State *	L	83-93
F. 22 at Ohio State *	W	88-83
F. 24 Michigan *	W	95-88
M. 1 Purdue *	W	109-95
M. 3 at Illinois *	W	96-86
M. 8 at Michigan State * (12)	W	75-72
M. 14 vs. Notre Dame # (8)	L	87-94
M. 15 vs. Miami (Ohio) #	W	98-91

! - Game played in Indianapolis

* - Big Ten Conference Game

- NCAA Tournament

1958-59 11-11, 7-7

HEAD COACH: BRANCH MCCrackEN

D. 1 Drake	W	68-59
D. 6 at Kansas State	L	79-82
D. 13 Missouri	W	87-72
D. 19 at Oregon State	W	57-53
D. 20 at Oregon State	L	69-73
D. 26 vs. Notre Dame !	L	67-73
D. 27 at Butler	L	76-81
J. 3 at Michigan State * (7)	L	77-79
J. 5 Purdue * (18)	W	77-69
J. 10 at Northwestern * (8)	W	76-69
J. 12 Minnesota *	W	63-59
J. 17 Iowa *	L	78-88
J. 31 DePaul	W	75-69
F. 2 at Ohio State *	W	122-92
F. 7 at Michigan *	W	84-79
F. 9 Illinois *	L	83-89
F. 14 at Minnesota *	W	62-57
F. 16 at Purdue *	L	89-94
F. 21 at Illinois *	L	98-100
F. 23 Ohio State *	L	83-92
F. 28 Michigan State * (8)	L	82-86
M. 7 Wisconsin *	W	97-71

! - Game played in Indianapolis

* - Big Ten Conference Game

YEAR-BY-YEAR RESULTS

1959-60 20-4, 11-3

HEAD COACH: BRANCH MCCrackEN

D.5	Ball State	W	103-63
D.7	at Missouri	L	76-79
D.12	Ohio	W	80-68
D.14	Kansas State	W	67-58
D.19	Detroit	W	89-85
D.22	at Butler	W	91-85
D.23	vs. Notre Dame!	W	71-60
D.28	vs. Maryland ^	W	72-63
D.29	at Louisville ^	W	90-71
J.2	Purdue *	L	76-79
J.4	at Northwestern *	L	57-61
J.9	at Ohio State* (7)	L	95-96
J.11	at Michigan *	W	77-72
J.30	at DePaul	W	82-78
F.1	Northwestern *	W	76-58
F.6	at Wisconsin *	W	97-85
F.8	Iowa *	W	87-74
F.13	Wisconsin *	W	91-71
F.15	Michigan *	W	86-69
F.20	at Iowa *	W	79-64
F.22	at Illinois* (20)	W	92-78
F.27	Minnesota *	W	78-74
F.29	Ohio State* (2)	W	99-83
M.5	at Michigan State *	W	86-80

! - Game played in Indianapolis
 ^ - Blue Grass Festival Tournament (Louisville)
 * - Big Ten Conference Game

1960-61 15-9, 8-6

HEAD COACH: BRANCH MCCrackEN

D.3	Indiana State	W	80-53
D.5	at Kansas State	W	98-80
D.10	at Detroit	Lot	79-81
D.12	Missouri	W	66-55
D.17	Nevada	W	80-52
D.20	vs. Notre Dame!	W	74-69
D.28	Stanford ^	W	58-50
D.29	at UCLA ^ (16)	L	72-94
D.30	at USC ^	L	71-90
J.7	at Michigan *	W	81-70
J.9	Michigan State *	W	79-55
J.28	at DePaul	W	81-78
J.30	at Minnesota*	L	58-66
F.4	Northwestern*	W	90-78
F.6	at Ohio State* (1)	L	65-100
F.11	Iowa* (9)	L	67-74
F.13	at Purdue *	L	55-64
F.18	at Wisconsin *	W	98-84
F.20	Ohio State* (1)	L	69-73
F.25	Illinois *	W	93-82
F.27	at Northwestern *	Lot	58-60
M.4	at Iowa* (6)	W	78-69
M.6	Wisconsin *	W	80-69
M.11	Michigan *	W	82-67

! - Game played in Fort Wayne
 ^ - Los Angeles Classic
 * - Big Ten Conference Game

1961-62 13-11, 7-7

HEAD COACH: BRANCH MCCrackEN

D.2	at Drake	L	81-90
D.7	New Mexico State	W	74-68
D.9	Kansas State (8)	L	78-88
D.11	vs. North Carolina ^	W	76-70
D.16	Detroit	W	92-84
D.18	Arizona State	W	94-88
D.23	at Iowa State	L	70-83
D.30	at Loyola (Chicago)!	L	90-95
J.2	vs. Notre Dame!	W	122-95
J.6	Michigan State *	W	76-71
J.8	at Minnesota*	L	100-104
J.13	at DePaul	W	98-89
J.27	Minnesota*	W	105-104
J.29	at Northwestern *	W	72-71
F.3	at Illinois*	L	85-96
F.10	at Purdue *	L	93-105
F.12	Wisconsin *	L	94-105
F.17	Iowa *	W	72-69
F.19	Michigan *	W	86-77

F.24	at Michigan State *	L	85-97
F.26	at Michigan *	L	89-110
M.3	Purdue *	W	88-71
M.5	Illinois*	W	104-92
M.10	Ohio State* (1)	L	65-90

! - Game played in Fort Wayne
 ^ - Los Angeles Classic
 * - Big Ten Conference Game

1962-63 13-11, 9-5

HEAD COACH: BRANCH MCCrackEN

D.1	Virginia	W	90-59
D.7	Drake	L	76-87
D.8	Iowa State	L	55-63
D.10	Missouri	L	52-53
D.15	North Carolina	W	90-76
D.17	Detroit	W	92-84
D.19	Loyola (Chicago) (4)	L	94-106
D.21	at Kansas State	L	72-88
J.2	vs. Notre Dame!	L	70-73
J.5	at Michigan State *	W	96-84
J.7	Purdue *	W	85-71
J.26	DePaul	W	76-75
J.28	at Purdue *	W	74-73
F.2	Northwestern *	L	87-100
F.4	at Illinois* (4)	L	101-104
F.9	at Michigan *	L	86-90
F.11	Minnesota *	W	89-77
F.16	Illinois* (4)	W	103-100
F.18	at Iowa *	W	72-71
F.23	Michigan State *	W	113-94
F.25	at Wisconsin *	L	96-102
M.2	at Minnesota *	L	73-105
M.4	Michigan *	W	104-96
M.9	Ohio State* (3)	W ot	87-85

! - Game played in Fort Wayne
 * - Big Ten Conference Game

1963-64 9-15, 5-9

HEAD COACH: BRANCH MCCrackEN

N.30	Southern Illinois	W	80-65
D.4	vs. Notre Dame!	W	108-102
D.7	vs. North Carolina ^	L	70-77
D.9	Kansas State	L	84-93
D.14	Missouri	W	100-76
D.16	Detroit	W	110-92
D.20	at Oregon State	L	57-70
D.21	vs. Oregon State &	L	52-56
D.31	at Loyola (Chicago) (3)	L	92-105
J.4	Iowa *	L	71-72
J.6	at Northwestern *	L	65-79
J.11	at Michigan State *	L	103-107
J.27	at DePaul (9)	L	78-85
F.1	at Purdue *	L	84-87
F.3	Illinois *	W	104-96
F.8	Ohio State *	Lot	96-98
F.10	at Iowa *	L	75-82
F.15	at Michigan* (2)	L	87-99
F.17	at Wisconsin *	W ot	82-80
F.22	Purdue *	W	92-79
F.24	Wisconsin *	W	108-82
F.29	at Ohio State *	L	69-73
M.7	Minnesota *	L	89-90
M.9	Northwestern *	W	76-68

! - Game played in Fort Wayne
 ^ - Game played in Charlotte
 & - Game played in Portland
 * - Big Ten Conference Game

1964-65 19-5, 9-5

HEAD COACH: BRANCH MCCrackEN

D.1	Ohio	W	81-70
D.5	at Kansas State (8)	W	74-70
D.7	Oklahoma	W	87-69
D.12	North Carolina	W	107-81
D.14	DePaul	W	91-78
D.19	at Detroit	W	108-89
D.21	vs. Notre Dame!	W	107-81
D.28	vs. St. Louis ^ (9)	W	98-68
D.29	at Memphis State^	W	91-68
J.4	at Illinois* (6)	L	81-86
J.9	Northwestern *	W	86-73

J.11	at Iowa *	W	85-76
J.16	at Ohio State *	W	84-72
J.18	Iowa *	L	68-74
F.4	Michigan State *	W	112-94
F.8	Loyola (Chicago)	W	109-82
F.13	at Northwestern *	W	86-76
F.15	Michigan* (1)	Lot	95-96
F.20	Wisconsin *	W	100-87
F.22	at Purdue *	L	70-82
F.27	at Minnesota* (8)	L	88-100
M.1	Ohio State *	W	110-90
M.6	Purdue *	W	90-79
M.8	at Wisconsin *	W	92-73

! - Game played in Fort Wayne
 ^ - Memphis State Invitational
 * - Big Ten Conference Game

1965-66 8-16, 4-10

HEAD COACH: LOU WATSON

D.1	St. Joseph's (Ind.)	W	76-62
D.4	at Oklahoma	L	82-83
D.6	Detroit	L	75-78
D.13	Kansas State	L	76-103
D.17	California!	W	71-64
D.18	at Kentucky!	L	56-91
D.21	vs. Notre Dame ^	W	80-58
D.31	vs. Bradley & (3)	W	104-87
J.3	Loyola (Chicago)	L	68-91
J.8	Illinois*	L	84-98
J.10	at Michigan *	L	68-88
J.15	at Minnesota *	L	82-91
J.17	Iowa *	W	73-61
F.1	at DePaul	L	79-100
F.5	Michigan* (9)	L	76-93
F.7	at Wisconsin *	L	78-79
F.12	at Illinois *	W	81-77
F.14	Ohio State *	W	81-61
F.19	Northwestern *	L	82-83
F.21	at Purdue *	L	68-77
F.26	at Michigan State *	L	63-69
F.28	Minnesota *	L	90-96
M.5	Michigan State *	W	86-76
M.7	at Iowa *	L	77-82

! - Kentucky Invitational
 ^ - Game played in Fort Wayne
 & - Game played in Chicago
 * - Big Ten Conference Game

1966-67 18-8, 10-4

BIG TEN CHAMPIONS
HEAD COACH: LOU WATSON

D.3	DePauw	W	84-71
D.5	Missouri	W	77-65
D.7	Ohio	Lot	90-91
D.13	at Kansas State	L	69-82
D.17	at Loyola (Chicago)	W	83-73
D.20	vs. Notre Dame!	W	94-91
D.27	vs. Oregon State ^	W	71-60
D.29	vs. Washington ^	L	79-81
D.30	vs. Oregon ^	W	102-64
J.7	at Iowa *	L	73-84
J.9	Minnesota *	W	83-68
J.14	at Ohio State *	W	81-80
J.30	DePaul	W	72-70
F.4	at Minnesota *	W	82-81
F.6	Michigan State *	W	82-77
F.11	Wisconsin *	W	93-81
F.13	at Michigan State *	L	77-86
F.18	at Northwestern *	W	81-79
F.20	Illinois *	W	96-81
F.25	Iowa *	Lot	74-75
F.27	at Michigan *	W	98-96
M.4	at Illinois *	L	70-80
M.6	Michigan *	W	96-90
M.11	Purdue *	W	95-82
M.16	Virginia Tech #	L	70-79
M.18	Tennessee # (8)	W	51-44

! - Game played in Fort Wayne
 ^ - Far West Classic
 * - Big Ten Conference Game
 # - NCAA Tournament

INDIANA BASKETBALL

YEAR-BY-YEAR RESULTS



1967-68 10-14, 4-10

HEAD COACH: LOU WATSON

D.2	Northern Illinois	W	71-65
D.4	at Missouri	W	78-69
D.9	Ohio	W	89-63
D.11	Kansas State	W	89-83
D.16	at NC State	Wot	101-97
D.19	vs. Notre Dame!	W	96-91
D.28	vs. Western Kentucky ^	L	91-110
D.29	vs. SMU ^	L	84-91
J.2	at Detroit	L	93-99
J.6	Minnesota*	W	74-59
J.9	at Illinois*	Wot	61-60
J.13	Northwestern*	L	81-86
J.16	at Purdue*	L	60-89
J.29	at DePaul	L	78-79
F.3	at Minnesota*	L	75-82
F.5	Ohio State*	L	77-78
F.10	at Wisconsin*	L	83-95
F.17	Michigan*	W	98-92
F.20	at Michigan State*	L	70-75
F.24	Iowa*	L	70-78
F.27	at Northwestern*	Lot	66-73
M.2	at Ohio State*	L	93-107
M.5	Wisconsin*	W	93-85
M.9	Purdue*	L	64-68

! - Game played in Fort Wayne

^ - All Sports Classic

* - Big Ten Conference Game

1968-69 9-15, 4-10

HEAD COACH: LOU WATSON

D.3	at Ohio	L	70-80
D.7	Missouri	W	58-51
D.9	at Kansas State	Lot	83-87
D.14	North Carolina State	W	77-62
D.16	Loyola-Chicago	W	88-83
D.21	at Notre Dame (7)	L	94-104
D.27	vs. Niagara #	W	86-83
D.28	vs. LaSalle # (17)	L	88-108
D.30	vs. St. Joseph's!	L	72-80
J.4	Ohio State* (13)	L	82-90
J.7	at Michigan*	Lot	87-89
J.11	at Iowa*	L	72-91
J.14	Northwestern* (17)	W	87-70
J.27	DePaul	W	87-66
F.1	Michigan State*	W	79-76
F.4	at Wisconsin*	W	65-63
F.8	Minnesota*	L	83-89
F.15	at Northwestern*	L	88-91
F.18	Purdue* (9)	L	95-96
F.22	at Minnesota*	L	79-83
F.25	Wisconsin*	W	101-84
M.1	Illinois* (15)	L	64-77
M.4	at Ohio State*	L	86-108
M.8	at Purdue* (6)	L	76-120

! - Quaker City Tournament

* - Big Ten Conference Game

1969-70 7-17, 3-11

HEAD COACH: LOU WATSON/ JERRY OLIVER

D.1	Northern Illinois	W	89-81
D.3	at Loyola-Chicago	W	100-95
D.6	at Missouri	L	96-109
D.8	Kansas State	W	102-95
D.13	at Kentucky (1)	L	92-109
D.15	Ohio (19)	L	83-89
D.20	Notre Dame (6)	L	88-89
D.27	vs. Princeton!	L	76-82
D.29	vs. Georgia Tech!	W	87-65
J.3	Michigan State*	L	84-85
J.6	at Illinois*	L	74-94
J.10	at Minnesota*	L	65-77
J.27	at DePaul*	L	70-75
J.31	at Iowa* (20)	L	93-100
F.3	Northwestern*	W	80-78
F.7	Iowa* (20)	L	89-104
F.10	at Purdue*	L	80-98
F.14	Ohio State*	L	83-100
F.17	Wisconsin*	W	89-77

F.21	at Michigan State*	L	66-78
F.24	Michigan*	W	102-93
F.28	at Northwestern*	L	66-75
M.3	Illinois*	L	75-85
M.7	at Michigan*	L	99-108

! - Bruin Classic

* - Big Ten Conference Game

1970-71 17-9, 9-5

HEAD COACH: LOU WATSON

D.1	Eastern Michigan	W	99-82
D.5	at Kansas State	W	75-72
D.12	Kentucky (5)	Lot	93-95
D.15	at Notre Dame (7)	W	106-103
D.18	Ohio	W	97-88
D.22	Butler	W	111-94
D.26	vs. Washington State!	L	80-83
D.29	vs. San Jose State!	W	86-76
D.30	vs. Ohio State!	W	85-77
J.9	at Northwestern*	W	101-90
J.12	Minnesota*	W	99-73
J.16	at Michigan*	L	81-92
F.1	Northern Illinois	W	113-112
F.6	Purdue*	L	81-85
F.9	Michigan State*	W	71-70
F.13	at Iowa*	W	86-84
F.16	Michigan State*	W	90-76
F.20	at Illinois*	W	88-86
F.23	Michigan* (12)	W	88-79
F.27	Northwestern*	W	97-74
M.1	at Wisconsin*	Lot	87-94
M.6	Iowa*	W	104-88
M.9	at Ohio State* (12)	L	75-91
M.13	Illinois*	L	87-103

! - Far West Classic

* - Big Ten Conference Game

1971-72 17-8, 9-5

HEAD COACH: BOB KNIGHT

D.1	Ball State	W	84-77
D.4	Miami (Ohio)	W	65-50
D.6	Kansas (14)	W	59-56
D.11	vs. Kentucky! (7)	Wot2	90-89
D.15	at Ohio	L	70-79
D.18	Notre Dame	W	94-29
D.22	at Butler	W	85-74
D.28	vs. BYU ^ (8)	W	61-50
D.29	at Old Dominion ^	W	88-86
J.4	at Northern Illinois	L	71-85
J.8	at Minnesota*	L	51-52
J.15	Wisconsin*	Lot	64-66
J.22	at Ohio State*	L	74-80
J.29	at Michigan State*	L	73-83
F.5	Michigan State*	W	83-69
F.8	Minnesota*	W	61-42
F.12	at Wisconsin*	Wot	84-76
F.19	Iowa*	W	86-79
F.22	at Illinois*	W	90-71
F.26	at Purdue*	L	69-70
F.29	Michigan* (14)	W	79-75
M.4	Ohio State* (16)	W	65-57
M.7	at Northwestern*	W	72-67
M.11	Purdue*	W	62-48
M.18	Princeton @	L	60-68

! - Game played in Louisville

^ - Old Dominion Tournament

* - Big Ten Conference Game

@ - National Invitational Tournament

1972-73 22-6, 11-3

NCAA FINAL FOUR

BIG TEN CHAMPIONS

HEAD COACH: BOB KNIGHT

D.2	Harvard	W	97-76
D.5	at Kansas	W	72-55
D.9	Kentucky (8)	W	64-58
D.12	at Notre Dame	W	69-67
D.16	Ohio	W	89-68
D.22	at South Carolina	L	85-88
D.28	vs. Houston! (13)	W	75-72
D.29	vs. Texas-El Paso!	L	65-74
J.3	Ball State	W	94-71

J.6	at Wisconsin*	W	78-64
J.9	Miami (Ohio)	W	80-68
J.13	Ohio State*	W	81-67
J.20	Minnesota* (6)	W	83-71
J.22	at Michigan State*	W	97-89
J.27	at Michigan*	W	79-73
F.3	Northwestern*	W	83-65
F.5	at Ohio State*	L	69-70
F.10	at Purdue*	L	69-72
F.12	Illinois*	W	87-66
F.17	at Minnesota* (4)	L	75-82
F.19	Michigan State*	W	75-65
F.24	Wisconsin*	W	57-55
M.3	at Iowa*	W	80-64
M.10	Purdue*	W	77-72
M.15	vs. Marquette # (5)	W	75-69
M.17	vs. Wisconsin* (17)	W	72-65
M.24	vs. UCLA # (1)	L	59-70
M.26	vs. Providence # (4)	W	97-79

! - Sun Bowl Tournament

* - Big Ten Conference Game

- NCAA Tournament

1973-74 23-5, 12-2

BIG TEN CHAMPIONS

HEAD COACH: BOB KNIGHT

D.1	Citadel	W	74-55
D.5	Kansas	W	72-59
D.8	Kentucky! (10)	W	77-68
D.11	Notre Dame (6)	L	67-73
D.15	at Ball State	W	87-62
D.22	South Carolina (15)	W	84-71
D.26	Brigham Young ^	W	96-52
D.28	Oregon State ^	L	48-61
D.29	Oregon ^	W	56-47
J.5	at Michigan*	L	71-73
J.8	at Miami (Ohio)	W	71-58
J.12	Wisconsin* (13)	W	52-51
J.14	Northwestern*	W	72-67
J.19	at Iowa*	W	55-51
J.26	at Northwestern*	W	82-53
F.2	Iowa*	W	85-50
F.9	Illinois*	W	107-67
F.11	at Wisconsin*	W	81-63
F.16	Michigan* (15)	W	93-81
F.18	at Illinois*	W	101-83
F.23	at Minnesota*	W	73-55
F.25	Michigan State*	W	91-85
M.2	at Ohio State*	L	79-85
M.9	Purdue*	W	80-79
M.11	Michigan &	L	67-75
M.15	Tennessee &	W	73-71
M.17	Toledo %	Wot	73-72
M.18	USC % (15)	W	85-60

! - Game played in Louisville

^ - Far West Classic

& - Big Ten Playoff Game

% - CCA Tournament

* - Big Ten Conference Game

YEAR-BY-YEAR RESULTS

1974-75 31-1, 18-0

BIG TEN CHAMPIONS

HEAD COACH: BOB KNIGHT

N. 30 Tennessee Tech	W	113-60
D. 4 at Kansas (7)	Wot	74-70
D. 7 Kentucky (15)	W	98-74
D. 11 at Notre Dame (11)	W	94-84
D. 14 vs. Texas A&M !	W	90-55
D. 16 Toledo	W	92-70
D. 20 Creighton ^	W	71-53
D. 21 Nebraska ^	W	97-60
D. 26 Florida&	W	98-84
D. 27 vs. Ohio State %	W	102-71
D. 30 at Hawai'i %	W	69-52
J. 4 at Michigan State *	W	107-55
J. 6 at Michigan * (17)	W	90-76
J. 11 Iowa *	W	102-49
J. 13 Minnesota *	W	79-59
J. 18 at Northwestern *	W	82-56
J. 20 at Wisconsin *	W	89-69
J. 25 Purdue * (20)	W	104-71
J. 27 Illinois * *	W	73-57
F. 1 at Ohio State *	W	72-66
F. 3 Michigan *	W	74-48
F. 8 at Iowa *	W	79-56
F. 10 at Minnesota *	W	69-54
F. 15 Northwestern *	W	82-58
F. 17 Wisconsin *	W	93-58
F. 22 at Purdue *	W	88-82
F. 24 at Illinois *	W	112-89
M. 1 Ohio State *	W	86-78
M. 8 Michigan State *	W	94-79
M. 15 vs. Texas-El Paso # (17)	W	78-52
M. 20 vs. Oregon State # (13)	W	81-71
M. 22 vs. Kentucky # (5)	L	90-92

! - Game played in Indianapolis

^ - Indiana Classic

% - Rainbow Classic, Honolulu

* - Big Ten Conference Game

- NCAA Tournament

1975-76 32-0, 18-0

NATIONAL CHAMPIONS

BIG TEN CHAMPIONS

HEAD COACH: BOB KNIGHT

N. 29 vs. UCLA ! (2)	W	84-64
D. 8 vs. Florida State ^	W	83-59
D. 11 Notre Dame (8)	W	63-60
D. 15 vs. Kentucky & (14)	Wot	77-68
D. 19 Georgia %	W	93-56
D. 20 Virginia Tech %	W	101-74
D. 26 Columbia +	W	106-63
D. 27 Manhattan +	W	97-61
D. 28 St. John's + (17)	W	76-69
J. 3 at Ohio State *	W	66-64
J. 5 Northwestern *	W	78-61
J. 10 at Michigan * (19)	W	80-74
J. 12 at Michigan State *	W	69-57
J. 17 at Illinois *	W	83-55
J. 19 Purdue *	W	71-67
J. 24 at Minnesota *	W	85-76
J. 26 at Iowa *	W	88-73
J. 31 Wisconsin *	W	114-61
F. 7 Michigan *	Wot	72-67
F. 9 Michigan State *	W	85-70
F. 14 Illinois *	W	58-48
F. 16 at Purdue *	W	74-71
F. 21 Minnesota *	W	76-64
F. 23 Iowa *	W	101-81
F. 26 at Wisconsin *	W	96-67
M. 1 at Northwestern *	W	76-63
M. 6 Ohio State *	W	96-67
M. 13 vs. St. John's # (17)	W	90-70
M. 18 vs. Alabama # (6)	W	74-69
M. 20 vs. Marquette # (2)	W	65-56
M. 27 vs. UCLA # (5)	W	65-51
M. 29 vs. Michigan # (9)	W	86-68

! - Game played in St. Louis

^ - Game played in Indianapolis

& - Game played in Louisville

% - Indiana Classic

+ Holiday Festival, New York

* - Big Ten Conference Game

- NCAA Tournament

1976-77 16-11, 11-7

HEAD COACH: BOB KNIGHT

N. 27 South Dakota	W	110-64
D. 1 at Toledo	L	57-59
D. 6 Kentucky (5)	L	51-66
D. 14 at Notre Dame (4)	L	65-78
D. 17 vs. DePaul #	W	50-42
D. 20 Utah State ^	W	79-71
D. 21 Miami (Ohio) ^	W	76-55
D. 29 vs. Georgia &	W	74-52
D. 30 vs. Cincinnati & (5)	L	43-52
J. 6 Purdue *	L	63-80
J. 8 Illinois *	W	80-60
J. 13 at Northwestern *	W	78-53
J. 15 at Wisconsin *	W	79-64
J. 17 Michigan State *	L	60-61
J. 22 at Ohio State *	W	79-56
J. 27 Minnesota * (13)	L	60-79 !
J. 29 Iowa *	W	81-65
F. 3 at Michigan * (7)	L	84-89
F. 5 at Michigan State *	W	81-79
F. 13 Michigan * (5)	W	73-64
F. 15 at Minnesota * (12)	L	61-65 !
F. 17 at Illinois *	L	69-73
F. 20 at Purdue *	L	78-86
F. 24 Wisconsin *	L	64-66
F. 26 Northwestern *	W	69-54
F. 28 at Iowa *	L	73-80
M. 5 Ohio State *	W	75-69

! - Game later forfeited to Indiana

- Game played in Indianapolis

^ - Indiana Classic

& - Sugar Bowl Tournament

* - Big Ten Conference Game

1977-78 21-8, 12-6

HEAD COACH: BOB KNIGHT

N. 26 East Carolina	W	75-59
D. 5 at Kentucky (1)	L	64-78
D. 10 Murray State	W	85-61
D. 14 Notre Dame (2)	W	67-66
D. 17 SMU !	W	56-51
D. 20 Bowling Green ^	W	89-52
D. 21 Alabama * (18)	W	66-57
D. 27 at Jacksonville &	W	69-59
D. 28 Florida &	W	73-60
J. 5 Iowa *	W	69-51
J. 7 Illinois *	L	64-65
J. 12 at Minnesota *	L	62-75
J. 14 at Wisconsin *	L	65-78
J. 19 Ohio State *	W	77-63
J. 21 at Purdue *	L	67-77
J. 28 at Michigan *	L	73-92
J. 30 Michigan State * (7)	W	71-66
F. 2 at Northwestern *	W	86-70
F. 4 at Michigan State * (7)	L	59-68
F. 9 Purdue *	W	65-64
F. 11 Northwestern *	W	86-62
F. 16 at Ohio State *	W	83-70
F. 18 Michigan *	W	71-59
F. 23 Wisconsin *	W	58-54
F. 25 Minnesota * (19)	W	68-47
M. 2 at Illinois *	W	77-68
M. 4 at Iowa *	W	71-55
M. 12 Furman #	W	63-62
M. 17 Villanova #	L	60-61

! - Game played in Indianapolis

^ - Indiana Classic

& - Gator Bowl Classic

* - Big Ten Conference Game

- NCAA Tournament



The 1976 National Championship team was recognized on Jan. 5, 2016.

YEAR-BY-YEAR RESULTS

1978-79

NIT CHAMPIONS

HEAD COACH: BOB KNIGHT

N.24 vs. Pepperdine !	L	58-59
N.25 vs. Texas A&M !	L	49-54
N.26 vs. Penn State !	W	86-65
D.2 Morehead State	W	80-37
D.6 Georgetown ^ (20)	L	54-60
D.9 Bradley &	W	80-64
D.16 Kentucky (6)	Wot	68-67
D.18 Davidson %	W	101-64
D.19 Washington %	W	73-56
D.27 vs. Washington +	W	71-57
D.28 vs. Oregon +	W	68-60
D.30 vs. Michigan State +	L	57-74
J.4 Illinois * (4)	L	61-65
J.6 Purdue *	W	63-54
J.11 at Minnesota *	L	63-80
J.13 at Iowa *	L	61-90
J.18 at Michigan State * (6)	L	58-82
J.20 Northwestern *	W	74-45
J.25 Wisconsin *	W	82-61
J.27 at Ohio State * (10)	Lot	63-66
F.1 Michigan *	W	68-62
F.3 Ohio State * (7)	W	70-62
F.8 at Northwestern *	W	82-57
F.10 at Michigan *	L	59-60
F.15 Michigan State * (8)	L	47-59
F.17 at Wisconsin *	Wot	68-62
F.22 Iowa * (12)	W	64-62
F.24 Minnesota *	W	71-46
M.1 at Purdue * (19)	L	48-55
M.3 at Illinois *	W	72-60
M.8 at Texas Tech #	W	78-59
M.12 Alcorn State #	W	73-69
M.19 vs. Ohio State #	W	64-55
M.21 vs. Purdue # (15)	W	53-52

!- Seawolf Classic

^- Played in Landover

&- Played in Indianapolis

%- Indiana Classic

+ Far West Classic

#- National Invitational Tournament

*- Big Ten Conference Game

1979-80

BIG TEN CHAMPIONS

HEAD COACH: BOB KNIGHT

D.1 Miami (Ohio)	W	80-52
D.7 Xavier %	W	92-66
D.8 Texas-El Paso %	W	75-43
D.11 Georgetown (16)	W	76-69
D.15 at Kentucky (5)	L	58-69
D.18 Toledo &	W	80-56
D.22 North Carolina (8)	L	57-61
D.28 Tennessee !	W	70-68
D.29 Brown !	W	61-52
J.3 at Ohio State * (5)	L	58-59
J.5 at Wisconsin *	L	50-52
J.10 Michigan *	Wot	63-61
J.12 Michigan State *	W	72-64
J.17 Iowa * (13)	W	81-69
J.19 at Northwestern *	W	81-72
J.24 at Minnesota *	L	47-55
J.26 Purdue * (14)	W	69-58
J.31 Illinois *	W	60-54
F.2 at Purdue *(17)	L	51-56
F.7 Northwestern *	W	83-69
F.9 at Illinois *	L	68-89
F.14 at Iowa * (20)	W	66-55
F.16 Minnesota *	W	67-54
F.21 at Michigan State *	W	75-72
F.23 at Michigan *	W	65-61
F.28 Wisconsin *	W	61-52
M.2 Ohio State * (9)	Wot	76-73
M.9 vs. Virginia Tech #	W	68-59
M.13 vs. Purdue # (20)	L	69-76

%- Indiana Classic

&- Played in Indianapolis

!- Game played in San Diego

*- Big Ten Conference Game

#- NCAA Tournament

22-12, 10-8

1980-81

NATIONAL CHAMPIONS

BIG TEN CHAMPIONS

HEAD COACH: BOB KNIGHT

N.29 Ball State	W	75-69
D.1 Murray State	W	59-41
D.6 Kentucky (2)	L	66-68
D.9 at Notre Dame (9)	L	64-68
D.12 California %	W	94-58
D.13 Baylor %	W	83-47
D.15 vs. Oral Roberts ^	W	65-56
D.20 at North Carolina (#8)	L	56-65
D.23 at Kansas State	W	51-44
D.28 vs. Rutgers &	W	55-50
D.29 vs. Clemson &	L	57-58
D.30 vs. Pan American &	L	60-66
J.8 Michigan State *	W	55-43
J.10 Illinois * (12)	W	78-61
J.15 at Michigan * (9)	Lot	52-55
J.18 at Ohio State *	W	67-60
J.22 Iowa * (14)	L	53-56
J.24 at Northwestern *	W	93-56
J.29 at Minnesota * (19)	Wot	56-53
J.31 Purdue *	W	69-61
F.5 Wisconsin *	W	89-64
F.7 at Purdue *	L	66-68
F.12 Northwestern *	W	86-52
F.14 at Wisconsin *	W	59-52
F.19 at Iowa * (12)	L	65-78
F.21 Minnesota *	W	74-63
F.26 Ohio State *	W	74-58
F.28 Michigan *	W	98-83
M.5 at Illinois * (16)	W	69-66
M.7 at Michigan State *	W	69-48
M.14 vs. Maryland # (18)	W	99-64
M.20 vs. UAB #	W	87-72
M.22 vs. St. Joseph's #	W	78-46
M.28 vs. Louisiana State # (4)	W	67-49
M.30 vs. North Carolina # (6)	W	63-50

%- Indiana Classic

^- Game played in Indianapolis

&- Rainbow Classic

*- Big Ten Conference Game

#- NCAA Tournament

26-9, 14-4

J.21 at Illinois *	W	54-53
J.23 Purdue *	W	77-55
J.28 at Wisconsin *	W	62-56
J.30 Minnesota * (10)	L	62-69
F.4 at Iowa * (5)	L	40-62
F.6 at Minnesota * (6)	W	58-55
F.11 Illinois *	W	73-60
F.13 Iowa * (5)	W	73-58
F.18 Wisconsin *	W	88-57
F.20 at Purdue *	L	65-76
F.25 at Ohio State *	L	66-68
F.27 at Michigan *	W	78-70
M.4 Northwestern *	W	79-49
M.6 Michigan State *	W	74-58
M.11 vs. Robert Morris #	W	94-62
M.13 vs. UAB #	L	70-80

%- Indiana Classic

^- Game played in Indianapolis

&- ECAC Holiday Festival

*- Big Ten Conference Game

#- NCAA Tournament

1982-83

BIG TEN CHAMPIONS

HEAD COACH: BOB KNIGHT


N.27 Ball State	W	91-75
N.29 at Miami (Ohio)	W	75-59
D.4 Texas-El Paso	W	65-54
D.7 at Notre Dame	W	68-52
D.10 Eastern Michigan %	W	85-48
D.11 Wyoming %	W	78-65
D.18 at Kansas State	W	48-46
D.22 Kentucky (2)	W	62-59
D.29 vs. Grambling !	W	110-62
D.30 vs. Nebraska !	W	67-50
J.8 at Ohio State *	L	67-70
J.13 at Illinois *	W	69-55
J.15 at Purdue *	W	81-78
J.20 Michigan State *	W	89-85
J.22 Michigan *	W	93-76
J.26 at Northwestern *	W	78-73
J.29 at Iowa * (14)	L	48-63
F.3 Wisconsin *	W	83-73
F.5 Minnesota * (17)	W	76-51
F.10 at Minnesota * (19)	W	63-59
F.12 at Wisconsin *	W	75-56
F.16 Iowa * (16)	L	57-58
F.19 Northwestern *	W	74-65
F.24 at Michigan *	L	56-69
F.26 at Michigan State *	L	54-62
M.3 Purdue * (20)	W	64-41
M.5 Illinois *	W	67-55
M.12 Ohio State * (16)	W	81-60
M.20 vs. Oklahoma #	W	63-49
M.24 vs. Kentucky # (12)	L	59-64

%- Indiana Classic

^- Hoosier Classic

*- Big Ten Conference Game

#- NCAA Tournament



Members of the 1981 championship team returned to Assembly Hall on Nov. 30, 2016.

YEAR-BY-YEAR RESULTS

1983-84

HEAD COACH: BOB KNIGHT

N. 26	Miami (Ohio)	L	57-63
N. 29	Notre Dame	W	80-72
D. 3	at Kentucky (1)	L	54-59
D. 6	Tennessee Tech	W	81-66
D. 10	at Texas-El Paso	L	61-65
D. 16	Texas A&M %	W	73-48
D. 17	Illinois State %	W	54-44
D. 21	Kansas State	Wot	56-53
D. 29	vs. Ball State ^	W	86-43
D. 30	vs. Boston College ^ (12) W		72-66
J. 7	at Ohio State *	W	73-62
J. 11	Illinois * (9)	Wot	73-68
J. 14	Purdue *	L	66-74
J. 19	at Michigan State *	Wot	70-62
J. 21	at Michigan *	L	50-55
J. 26	Northwestern *	W	57-44
J. 28	Iowa *	W	54-47
F. 2	at Minnesota *	W	67-54
F. 4	at Wisconsin *	W	81-67
F. 9	Wisconsin *	W	74-64
F. 11	Minnesota *	Wot	74-72
F. 16	at Iowa *	W	49-45
F. 18	at Northwestern *	L	51-63
F. 23	Michigan *	W	72-57
F. 26	Michigan State *	L	54-57
F. 29	at Purdue * (11)	W	78-59
M. 4	at Illinois * (10)	L	53-70
M. 10	Ohio State *	W	53-49
M. 17	vs. Richmond #	W	75-67
M. 22	vs. North Carolina # (1)	W	72-68
M. 24	vs. Virginia #	L	48-50

%- Indiana Classic

^- Hoosier Classic

*- Big Ten Conference Game

#- NCAA Tournament

1984-85

HEAD COACH: BOB KNIGHT

N. 24	Louisville (17)	L	64-75
D. 1	Ohio	W	90-73
D. 4	at Notre Dame	L	63-74
D. 8	Kentucky	W	81-68
D. 11	at Iowa State	W	69-67
D. 14	Western Kentucky %	W	80-57
D. 15	St. Joseph's (Pa.) %	W	81-44
D. 22	at Kansas State	W	70-58
D. 29	vs. Miami (Ohio) ^	W	77-72
D. 30	vs. Florida ^	W	80-63
J. 2	at Michigan * (16)	W	87-62
J. 5	at Michigan State *	L	61-68
J. 10	Northwestern *	W	77-50
J. 12	Wisconsin *	W	90-68
J. 19	at Ohio State *	L	84-86
J. 24	at Purdue *	L	52-62
J. 27	at Illinois * (6)	L	41-52
J. 31	Iowa *	L	59-72
F. 2	Minnesota *	W	89-66
F. 7	at Wisconsin *	W	58-54
F. 9	at Northwestern *	W	78-59
F. 14	Ohio State *	L	63-72
F. 21	Illinois * (16)	L	50-66
F. 23	Purdue *	L	63-72
F. 28	at Minnesota *	W	79-68
M. 3	at Iowa *	L	50-70
M. 7	Michigan State *	L	58-68
M. 10	Michigan * (3)	L	71-73
M. 15	Butler	W	79-57
M. 19	Richmond #	W	75-53
M. 24	Marquette #	Wot2	94-82
M. 27	vs. Tennessee #	W	74-67
M. 29	vs. UCLA #	L	62-65

%- Indiana Classic

^- Hoosier Classic

*- Big Ten Conference Game

#- National Invitation Tournament

22-9, 13-5

1985-86

HEAD COACH: BOB KNIGHT

N. 30	Kent State	W	89-73
D. 3	Notre Dame (11)	W	82-67
D. 7	at Kentucky (9)	L	58-63
D. 10	Kansas State	W	78-71
D. 13	Louisiana Tech %	W	84-63
D. 14	Texas Tech %	W	74-59
D. 18	at Louisville (16)	L	63-65
D. 21	Iowa State	W	86-65
D. 27	vs. Idaho ^	W	87-57
D. 28	vs. Mississippi State ^	W	74-43
J. 2	Michigan * (2)	L	69-74
J. 5	Michigan State *	L	74-77
J. 9	at Northwestern *	W	102-65
J. 11	at Wisconsin *	W	80-69
J. 15	Ohio State *	W	69-66
J. 23	Purdue * (15)	Wot	71-70
J. 25	Illinois *	W	71-69
J. 30	at Iowa *	L	69-79
F. 1	at Minnesota *	W	62-54
F. 6	Wisconsin *	W	78-69
F. 8	Northwestern *	W	77-52
F. 16	at Ohio State *	W	84-75
F. 20	at Illinois *	W	61-60
F. 23	at Purdue *	L	68-85
F. 27	Minnesota *	W	95-63
M. 2	Iowa *	W	80-73
M. 5	at Michigan State * (17)	W	97-79
M. 8	at Michigan * (7)	L	52-83
M. 13	vs. Cleveland State #	L	79-83

%- Indiana Classic

^- Hoosier Classic

*- Big Ten Conference Game

#- NCAA Tournament

21-8, 13-5

1986-87

NATIONAL CHAMPIONS

BIG TEN CO-CHAMPIONS

HEAD COACH: BOB KNIGHT

N. 29	Montana State	W	90-55
D. 2	at Notre Dame	W	67-62
D. 6	Kentucky (13)	W	71-66
D. 9	at Vanderbilt	L	75-79
D. 12	UNC-Wilmington %	W	73-72
D. 13	East Carolina %	W	96-68
D. 20	Morehead State	W	84-62
D. 23	Louisville	W	67-58
D. 26	vs. Princeton ^	W	83-54
D. 27	vs. Illinois State ^	W	82-58
J. 4	at Ohio State *	W	92-80
J. 8	at Michigan State *	W	79-60
J. 12	at Michigan *	W	85-84
J. 15	Wisconsin *	W	103-65
J. 17	Northwestern *	W	95-43
J. 22	at Iowa * (1)	L	88-101
J. 24	at Minnesota *	W	77-53
J. 28	Illinois * (12)	W	69-66
J. 31	Purdue * (4)	W	88-77
F. 4	Michigan State *	W	84-80
F. 8	Michigan *	W	83-67
F. 11	at Northwestern *	W	77-75
F. 16	at Wisconsin *	Wot3	86-85
F. 19	Minnesota *	W	72-70
F. 21	Iowa * (7)	W	84-75
F. 26	at Purdue * (6)	L	64-75
M. 1	at Illinois * (14)	L	67-69
M. 7	Ohio State *	W	90-81
M. 12	vs. Fairfield #	W	92-58
M. 14	vs. Auburn #	W	107-90
M. 20	vs. Duke # (17)	W	88-82
M. 22	vs. Louisiana State #	W	77-76
M. 28	vs. UNLV # (1)	W	97-93
M. 30	vs. Syracuse # (10)	W	74-73

%- Indiana Classic

^- Hoosier Classic

*- Big Ten Conference Game

#- NCAA Tournament



The 1987 National Championship team in Assembly Hall on Dec. 4, 2011.

YEAR-BY-YEAR RESULTS

1987-88	19-10, 11-7
HEAD COACH: BOB KNIGHT	
N.28 Miami (Ohio) W 90-65	
D.1 Notre Dame W 76-59	
D.5 Kentucky ! (2) Lot 76-82	
D.8 Vanderbilt W 63-61	
D.11 James Madison % W 84-52	
D.12 Washington State % W 63-56	
D.15 Eastern Kentucky W 103-75	
D.19 at Louisville L 69-81	
D.28 at Pennsylvania ^ W 94-54	
D.29 vs. Stanford ^ W 83-73	
J.6 at Iowa * (16) L 70-84	
J.11 at Northwestern * L 64-66	
J.14 Wisconsin * W 55-53	
J.16 at Michigan State * Lot 74-75	
J.24 Michigan * (7) L 60-72	
J.27 at Ohio State * W 75-71	
J.30 Purdue * (2) W 82-79	
F.4 Minnesota * W 92-63	
F.6 at Illinois * W 75-74	
F.11 Northwestern * W 74-45	
F.13 at Michigan * L 72-92	
F.18 Michigan State * W 95-58	
F.21 at Purdue * L 85-95	
F.24 at Wisconsin * W 84-74	
F.29 Illinois * L 65-75	
M.5 Ohio State * W 85-77	
M.10 at Minnesota * W 91-85	
M.12 Iowa * (15) W 116-89	
M.18 vs. Richmond # L 69-72	

!- Big Four Classic
%- Indiana Classic
^-. Hoosier Classic
*- Big Ten Conference Game
#- NCAA Tournament

1988-89	27-8, 15-3
BIG TEN CHAMPIONS	
HEAD COACH: BOB KNIGHT	
N.18 Illinois State & W 83-48	
N.20 Stanford & W 84-73	
N.23 vs. Syracuse & (6) L 78-102	
N.25 vs. North Carolina & L 92-106	
N.29 at Miami (Ohio) W 87-70	
D.3 vs. Louisville ! (13) L 79-101	
D.6 at Notre Dame L 71-84	
D.9 VCU % W 85-68	
D.10 Santa Clara % W 64-49	
D.14 Arkansas-Little Rock W 105-77	
D.17 Texas-El Paso W 81-63	
D.20 at Kentucky W 75-52	
D.28 vs. St. Bonaventure ^ W 103-66	
D.29 vs. Utah State ^ W 73-61	
J.4 Ohio State * (14) W 75-65	
J.9 at Purdue * W 74-73	
J.14 Northwestern * W 92-76	
J.19 at Wisconsin * Wot 61-58	
J.21 Michigan State * W 75-60	
J.23 at Michigan * (6) W 71-70	
J.28 at Illinois * (1) L 65-75	
J.30 Iowa * (12) W 104-89	
F.4 Minnesota * W 66-62	
F.9 at Northwestern * W 72-56	
F.12 Purdue * W 64-62	
F.19 Michigan * (13) W 76-75	
F.23 at Michigan State * W 76-65	
F.25 at Minnesota * W 75-62	
M.1 at Ohio State * W 73-66	
M.5 Illinois * (8) L 67-70	
M.9 Wisconsin * W 75-64	
M.11 at Iowa * (15) L 70-87	
M.17 vs. George Mason # W 99-85	
M.19 vs. Texas-El Paso # W 92-69	
M.23 vs. Seton Hall # L 65-78	

&- Big Apple NIT
!- Big Four Classic
%- Indiana Classic
^-. Hoosier Classic
*- Big Ten Conference Game
#- NCAA Tournament

1989-90	18-11, 8-10
HEAD COACH: BOB KNIGHT	
N.25 Miami (Ohio) W 77-66	
N.28 Kent State W 79-68	
D.2 vs. Kentucky ! W 71-69	
D.5 Notre Dame (19) W 81-72	
D.8 South Alabama % W 96-67	
D.9 Long Beach State % W 92-75	
D.16 at Texas-El Paso W 69-66	
D.23 Iowa State W 115-66	
D.27 vs. Wichita State ^ W 75-54	
D.28 vs. Texas A&M ^ W 94-66	
J.4 at Ohio State * L 67-69	
J.8 Michigan * (5) W 69-67	
J.11 at Northwestern * W 77-63	
J.13 Purdue * Lot 79-81	
J.18 at Iowa * W 83-79	
J.24 Michigan State * L 57-75	
J.28 at Minnesota * (21) L 89-108	
F.1 Wisconsin * W 85-61	
F.4 at Illinois * (11) L 65-70	
F.8 at Michigan * (7) L 71-79	
F.10 Northwestern * W 98-75	
F.17 Iowa * W 118-71	
F.19 at Purdue * (12) L 49-72	
F.25 at Michigan State * (15) L 66-72	
M.1 Minnesota * (17) L 70-75	
M.3 at Wisconsin * W 70-68	
M.8 Ohio State * W 77-66	
M.10 Illinois * (20) L 63-69	
M.15 vs. California # L 63-65	

!- Big Four Classic
%- Indiana Classic
^-. Hoosier Classic
*- Big Ten Conference Game
#- NCAA Tournament

1990-91	29-5, 15-3
BIG TEN CO-CHAMPIONS	
HEAD COACH: BOB KNIGHT	
N.23 vs. Northeastern + W 100-78	
N.24 vs. Santa Clara + W 73-69	
N.25 vs. Syracuse + (13) L 74-77	
N.28 at Notre Dame W 70-67	
D.1 vs. Louisville ! (25) W 72-52	
D.4 at Vanderbilt W 84-73	
D.7 Niagara % W 101-64	
D.8 San Diego % W 91-64	
D.15 Western Michigan W 97-68	
D.18 Kentucky (18) W 87-84	
D.21 at Iowa State W 87-76	
D.27 vs. Marshall ^ W 91-67	
D.28 vs. Ohio ^ W 102-64	
J.2 Illinois * W 109-74	

J.5 Northwestern * W 99-58
J.14 at Purdue * W 65-62
J.19 at Iowa * W 99-79
J.21 Ohio State * (4) L 85-93
J.24 at Michigan * W 70-60
J.26 Michigan State * (22) W 97-63
J.30 Wisconsin * W 73-57
F.3 at Minnesota * W 77-66
F.7 at Northwestern * W 105-74
F.10 Purdue * W 81-63
F.17 at Ohio State * (2) L 95-97
F.21 Iowa * (24) L 79-80
F.24 Michigan * W 112-79
F.28 at Michigan State * W 62-56
M.2 at Wisconsin * W 74-61
M.7 Minnesota * W 75-59
M.10 at Illinois * W 70-58
M.14 vs. Coastal Carolina # W 79-69
M.16 vs. Florida State # W 82-60
M.21 vs. Kansas # (12) L 65-83

+ Maui Classic
!- Big Four Classic
%- Indiana Classic
^-. Hoosier Classic
*- Big Ten Conference Game
#- NCAA Tournament

1991-92	27-7, 14-4
NCAA FINAL FOUR	
HEAD COACH: BOB KNIGHT	
N.15 vs. UCLA + (11) L 72-87	
N.30 Butler W 97-73	
D.3 Notre Dame W 78-46	
D.7 Kentucky ! (14) L 74-76	
D.10 Vanderbilt W 88-51	
D.13 Boston University % W 88-47	
D.14 Central Michigan % W 99-52	
D.21 at St. John's % (10) W 82-77	
D.27 vs. Texas Tech ^ W 86-69	
D.28 vs. Indiana State ^ W 94-44	
J.4 at Cincinnati W 81-60	
J.9 Minnesota * W 96-50	
J.11 at Wisconsin * W 79-63	
J.14 Ohio State * (4) W 91-83	
J.18 at Northwestern * W 96-62	
J.21 Michigan * (16) W 89-74	
J.28 Purdue * W 106-65	
F.1 at Michigan State * (13) L 60-76	
F.4 at Illinois * W 76-65	
F.9 Iowa * W 81-66	
F.12 at Minnesota * L 67-71	
F.15 Northwestern * W 91-60	
F.19 Michigan State * (11) W 103-73	
F.23 at Ohio State * (6) W 106-80	



The 1992 Final Four team in Assembly Hall on Dec. 4, 2017

YEAR-BY-YEAR RESULTS

M. 1	Illinois *	W	76-70
M. 4	at Iowa *	W	64-60
M. 8	at Michigan * (14)	L	60-68
M. 12	Wisconsin *	W	66-41
M. 15	at Purdue *	L	59-61
M. 19	vs. Eastern Illinois #	W	94-55
M. 21	vs. LSU # (23)	W	89-79
M. 26	vs. Florida State # (18)	W	85-74
M. 28	vs. UCLA # (8)	W	106-79
A. 4	vs. Duke # (1)	L	78-81

!- Game played in Indianapolis
 &- Game played in New York
 %- Indiana Classic
 ^- Hoosier Classic
 * Big Ten Conference Game
 #- NCAA Tournament

F. 2	Ohio State *	Wot	87-83
F. 5	at Penn State *	W	76-66
F. 8	at Michigan * (11)	L	67-91
F. 12	Iowa *	W	93-91
F. 19	Purdue * (9)	W	82-80
F. 24	at Northwestern *	W	81-74
F. 27	at Minnesota * (20)	L	56-106
M. 1	Illinois *	W	82-77
M. 6	at Ohio State *	L	78-82
M. 9	at Michigan State *	L	78-94
M. 12	Wisconsin *	W	78-65
M. 18	vs. Ohio #	W	84-72
M. 20	vs. Temple # (12)	W	67-58
M. 25	vs. Boston College #	L	68-77

!- Game played in Indianapolis
 %- Indiana Classic
 ^- Hoosier Classic
 * Big Ten Conference Game
 #- NCAA Tournament

J. 30	Iowa * (16)	W	76-73
F. 4	Northwestern *	W	95-61
F. 6	at Minnesota *	W	81-66
F. 11	at Iowa * (19)	L	50-76
F. 14	Penn State * (9)	W	72-54
F. 18	at Michigan *	L	75-80
F. 25	Purdue * (7)	L	72-74
F. 28	Illinois *	W	76-64
M. 2	at Wisconsin *	W	76-68
M. 6	at Ohio State *	W	73-56
M. 10	Michigan State *	W	57-53
M. 15	vs. Boston College #	L	51-64

+ Great Alaska Shootout
 !- Game played in Indianapolis
 &- Kemper Arena, Kansas City
 %- Indiana Classic
 ^- Hoosier Classic
 * Big Ten Conference Game
 #- NCAA Tournament

1992-93 31-4, 1-1

BIG TEN CHAMPIONS

HEAD COACH: BOB KNIGHT

N. 18	Murray State +	W	103-80
N. 20	Tulane + (17)	W	102-92
N. 25	Florida State + (7)	Wot	81-78
N. 27	Seton Hall + (6)	W	78-74
D. 5	Kansas ! (3)	L	69-74
D. 8	at Notre Dame	W	75-70
D. 11	Austin Peay %	W	107-61
D. 12	Western Michigan %	W	97-58
D. 19	Cincinnati (19)	W	79-64
D. 23	St. John's	W	105-80
D. 27	vs. Butler ^	W	90-48
D. 28	vs. Colorado ^	W	85-65
J. 3	Kentucky & (3)	L	78-81
J. 6	Iowa * (8)	W	75-67
J. 9	Penn State *	W	105-57
J. 12	at Michigan * (2)	W	76-75
J. 16	at Illinois *	W	83-79
J. 19	at Purdue * (13)	W	74-65
J. 24	Ohio State * (24)	W	96-69
J. 27	Minnesota *	W	61-57
J. 30	at Northwestern *	W	93-71
F. 6	at Iowa * (9)	W	73-66
F. 9	at Penn State *	Wot2	88-84
F. 14	Michigan * (4)	W	93-92
F. 17	Illinois *	W	93-71
F. 21	Purdue * (14)	W	93-78
F. 23	at Ohio State *	Lot	77-81
F. 27	at Minnesota *	W	86-75
M. 4	Northwestern *	W	98-69
M. 10	Michigan State *	W	99-68
M. 14	at Wisconsin *	W	87-80
M. 19	vs. Wright State #	W	97-54
M. 21	vs. Xavier # (22)	W	73-70
M. 25	vs. Louisville # (16)	W	82-69
M. 27	vs. Kansas # (7)	L	77-83

+ Preseason NIT
 !- Game played in Indianapolis
 %- Indiana Classic
 ^- Hoosier Classic
 &- Game played in Louisville
 * Big Ten Conference Game
 #- NCAA Tournament

1993-94 21-9, 12-6

HEAD COACH: BOB KNIGHT

N. 27	at Butler	L	71-75
D. 4	Kentucky ! (1)	W	96-84
D. 7	Notre Dame	W	101-82
D. 10	Tennessee Tech %	W	117-73
D. 11	Washington State %	W	79-64
D. 18	Eastern Kentucky	W	91-80
D. 22	at Kansas (6)	Lot	83-86
D. 27	vs. Texas Christian ^	W	81-65
D. 28	vs. Western Kentucky ^ (25)W	W	65-55
J. 8	Penn State *	W	80-72
J. 11	at Iowa *	W	89-75
J. 16	Michigan * (10)	W	82-72
J. 18	at Purdue * (12)	Lot	76-83
J. 22	Northwestern *	W	81-76
J. 26	Minnesota * (16)	W	78-66
J. 30	at Illinois *	L	81-88

1994-95 19-12, 11-7

HEAD COACH: BOB KNIGHT

N. 21	vs. Utah +	L	72-77
N. 22	vs. Chamaine +	W	92-79
N. 23	Tulane +	L	68-86
N. 29	at Notre Dame	Lot	79-80
D. 3	Evansville !	W	84-63
D. 7	vs. Kentucky & (7)	L	70-73
D. 9	Morehead State %	W	79-62
D. 10	Miami (Ohio) %	W	92-77
D. 17	Kansas (3)	W	80-61
D. 21	Butler	W	89-66
D. 28	vs. Eastern Kentucky ^	W	92-49
D. 29	vs. Little Rock ^	W	77-53
J. 3	at Iowa *	L	55-74
J. 7	Wisconsin *	W	73-70
J. 11	Michigan State * (11)	W	89-82
J. 14	at Illinois *	L	67-78
J. 18	at Penn State *	W	71-69
J. 24	Michigan *	L	52-65
J. 28	Ohio State *	W	90-75
J. 31	at Purdue *	L	66-76
F. 4	at Northwestern *	W	88-67
F. 8	Minnesota *	L	54-64
F. 12	Purdue * (25)	W	82-73
F. 14	at Ohio State *	W	69-52
F. 19	at Michigan *	L	50-61
F. 25	Penn State *	W	73-60
M. 2	Illinois *	W	89-85
M. 5	at Michigan State * (10)	L	61-67
M. 8	at Wisconsin *	W	72-70
M. 12	Iowa *	W	110-79
M. 17	vs. Missouri # (17)	L	60-65

!- Game played in Indianapolis
 %- Indiana Classic
 ^- Hoosier Classic
 &- Game played in Louisville
 * Big Ten Conference Game
 #- NCAA Tournament

1995-96 19-12, 12-6

HEAD COACH: BOB KNIGHT

N. 23	at Alaska-Anchorage +	W	84-79
N. 24	vs. Duke +	L	64-70
N. 25	vs. Connecticut + (6)	L	52-86
N. 28	Notre Dame	W	73-53
D. 2	Kentucky ! (1)	L	82-89
D. 8	Delaware %	W	85-68
D. 9	Bowling Green %	W	78-67
D. 16	Kansas & (1)	L	83-91
D. 20	at Evansville	W	76-48
D. 23	DePaul	L	82-84
D. 29	vs. Appalachian State ^	W	103-59
D. 30	vs. Weber State ^	W	82-62
J. 4	at Michigan State *	L	60-65
J. 6	Ohio State *	W	89-67
J. 10	Wisconsin *	W	81-55
J. 13	at Illinois * (21)	W	85-71
J. 16	at Purdue * (17)	L	69-74
J. 23	Michigan * (20)	W	99-83
J. 27	at Penn State * (22)	L	68-82

1996-97 22-11, 9-9

HEAD COACH: BOB KNIGHT

N. 15	vs. Connecticut !	W	68-61
N. 20	Princeton +	W	59-49
N. 22	Saint Louis +	W	70-54
N. 27	vs. Evansville +	W	74-73
N. 29	vs. Duke + (6)	W	85-69
D. 2	at Notre Dame	W	76-75
D. 7	vs. Kentucky & (6)	L	65-99
D. 10	at DePaul +	W	74-57
D. 13	Louisiana Tech %	W	73-44
D. 14	Santa Clara %	W	86-74
D. 21	Evansville	W	75-57
D. 23	Butler	Wot	89-84
D. 27	vs. Colgate ^	W	63-48
D. 28	vs. Valparaiso ^	W	72-51
J. 2	Michigan State *	W	77-65
J. 4	at Wisconsin *	L	58-71
J. 8	Minnesota * (11)	Lot	91-96
J. 15	at Northwestern *	W	66-63
J. 18	at Purdue *	L	53-70
J. 21	Michigan * (13)	W	72-70
J. 26	at Penn State *	W	70-55
J. 30	at Ohio State *	L	67-73
F. 2	Illinois *	L	74-78
F. 4	at Iowa * (25)	L	67-75
F. 8	Ohio State *	W	93-76
F. 11	Penn State *	W	81-57
F. 16	at Michigan * (14)	Wot	84-81
F. 18	Purdue *	Lot	87-89
F. 22	Northwestern *	W	64-49
M. 1	at Minnesota * (2)	L	72-75
M. 5	Wisconsin *	W	70-66
M. 8	at Michigan State *	L	60-63
M. 11	vs. Colorado # (24)	L	62-80

!- Game played in Indianapolis
 + Preseason NIT
 &- Game played in Louisville
 + United Center, Chicago
 %- Indiana Classic
 ^- Hoosier Classic
 * Big Ten Conference Game
 #- NCAA Tournament

INDIANA BASKETBALL

YEAR-BY-YEAR RESULTS



1997-98 20-12, 9-7

HEAD COACH: BOB KNIGHT

N. 14 at Temple @ (24)	L	53-59
N. 20 at UAB	W	80-64
N. 28 at Hawaii &	L	65-82
N. 30 vs. NE Louisiana &	W	103-69
D. 3 Notre Dame	W	91-80
D. 6 vs. Kentucky ! (7)	L	72-75
D. 9 Evansville	W	85-73
D. 12 Wisconsin-Green Bay %	W	72-58
D. 13 South Alabama %	W	64-56
D. 22 vs. San Francisco +	W	65-52
D. 27 vs. SW Missouri State ^	W	78-66
D. 28 vs. Western Michigan ^	W	70-63
D. 31 Iowa * (14)	L	76-89
J. 3 at Illinois *	L	72-74
J. 6 Michigan * (17)	W	80-62
J. 10 Ohio State *	W	83-66
J. 14 at Northwestern *	W	76-58
J. 18 Purdue * (12)	W	94-88
J. 25 at Wisconsin *	W	69-59
J. 28 at Michigan State * (22)	L	66-84
J. 31 Minnesota *	W	95-82
F. 4 Penn State *	W	95-76
F. 10 at Purdue *(8)	L	89-94
F. 14 Northwestern *	W	73-55
F. 19 at Ohio State *	W	74-72
F. 22 at Michigan * (22)	L	64-112
F. 24 Illinois * (23)	L	72-82
F. 28 at Iowa *	L	70-84
M. 5 vs. Ohio State <	W	78-71
M. 6 vs. Purdue <	L	71-76
M. 12 vs. Oklahoma #	Wot	94-87
M. 14 vs. Connecticut #	L	68-78

@ - Game played in Philadelphia
& - United Airlines Tipoff Classic
! - Game played in Indianapolis
+ - Pete Newell Challenge
% - Indiana Classic
^ - Hoosier Classic
* - Big Ten Conference Game
< - Big Ten Tournament
- NCAA Tournament

1998-99 23-11, 9-7

HEAD COACH: BOB KNIGHT

N. 7 vs. Seton Hall @	W	83-69
N. 8 vs. South Carolina @	W	76-55
N. 14 Indiana State	W	76-70
N. 18 UAB	W	91-54
N. 23 vs. Kansas State +	W	71-70
N. 24 vs. Utah + (18)	W	52-49
N. 25 vs. Syracuse + (19)	L	63-76
D. 1 at Notre Dame	Wot	76-72
D. 5 Temple (10)	W	63-62
D. 8 vs. Kentucky ! (5)	Lot	61-70
D. 11 Boise State %	W	90-66
D. 12 Bowling Green %	W	81-55
D. 20 San Francisco	W	106-54
D. 27 vs. Drake ^	W	102-46
D. 28 vs. Ball State ^	W	72-62
D. 31 at Iowa *	L	52-67
J. 3 Illinois *	W	62-53
J. 5 at Michigan *	L	70-82
J. 9 at Ohio State *	L	56-73
J. 13 Northwestern *	W	81-78
J. 16 at Purdue * (13)	W	87-76
J. 24 Michigan State * (11)	L	59-73
J. 26 at Minnesota * (19)	Lot	83-90
J. 31 at Penn State *	Wot2	98-95
F. 3 Wisconsin * (11)	W	71-60
F. 9 Purdue * (21)	Lot	81-86
F. 13 at Northwestern *	Wot	69-62
F. 17 Ohio State * (11)	L	67-69
F. 21 Michigan *	W	73-71
F. 24 at Illinois *	Wot	70-64
F. 27 Iowa * (18)	W	88-81
M. 5 vs. Illinois <	L	82-66
M. 11 vs. George Washington #	W	108-88
M. 13 vs. St. John's #	L	61-86

@ - NABC Classic
+ - Maui Invitational
! - Game played in Louisville
% - Indiana Classic
^ - Hoosier Classic
* - Big Ten Conference Game
< - Big Ten Tournament
- NCAA Tournament

1999-2000 20-9, 10-6

HEAD COACH: BOB KNIGHT

N. 19 at Texas Tech	W	68-60
N. 26 vs. Temple \$ (5)	W	67-59
N. 30 Notre Dame	Wot	81-64
D. 4 vs. Kentucky (13)	W	83-75
D. 7 at Missouri	W	73-68
D. 10 Buffalo %	W	106-55
D. 11 Indiana State %	L	60-63
D. 18 Wyoming	W	99-80
D. 21 vs. North Carolina & (6)	W	82-73
D. 27 vs. Canisius %	W	95-53
D. 28 vs. Holy Cross %	W	79-44
J. 5 Wisconsin *	W	71-67
J. 8 at Penn State *	W	85-78
J. 11 at Michigan State *	Lot	71-77
J. 15 Minnesota *	W	86-61
J. 18 Iowa *	W	74-71
J. 22 at Purdue *	L	77-83
J. 25 Michigan *	W	85-50
F. 2 Penn State *	W	87-77
F. 5 at Northwestern *	W	89-67
F. 9 at Minnesota *	L	75-77
F. 13 at Michigan *	W	86-65
F. 19 Ohio State * (7)	L	71-82
F. 22 at Illinois *	L	63-87
F. 26 Michigan State * (5)	Wot	81-79
F. 29 Purdue * (20)	W	79-65
M. 5 at Wisconsin *	L	53-56
M. 10 vs. Illinois < (25)	L	69-72
M. 17 vs. Pepperdine #	L	57-77

\$ - Hall of Fame Tipoff Classic
& - Jimmy V Classic
% - Indiana Classic
^ - Hoosier Classic
* - Big Ten Conference Game
< - Big Ten Tournament
- NCAA Tournament

2000-01 21-13, 10-6

HEAD COACH: MIKE DAVIS

N. 14 Pepperdine +	W	80-68
N. 17 South Alabama +	W	70-62
N. 22 vs. Temple + (25)	L	61-69
N. 24 vs. Texas +	L	58-70
N. 29 Indiana State	L	58-59
D. 2 Southern Illinois	W	85-63
D. 5 at Notre Dame (10)	W	86-78
D. 8 Western Michigan %	W	87-59
D. 9 Ball State %	W	65-50
D. 16 Charlotte (#24)	W	76-72
D. 18 Missouri	L	63-68
D. 22 vs. Kentucky !	L	74-88
D. 28 vs. Northeastern ^	W	103-65
D. 29 vs. Valparaiso ^	W	63-60
J. 4 at Wisconsin * (12)	L	46-49
J. 7 Michigan State * (1)	W	59-58
J. 9 at Michigan *	L	64-70
J. 17 Penn State *	W	77-69
J. 20 at Minnesota *	Lot	74-78
J. 23 Purdue *	W	66-55
J. 27 at Iowa * (17)	L	66-71
J. 31 at Ohio State *	W	70-67
F. 3 at Penn State *	Wot	85-78
F. 11 Michigan *	W	72-59
F. 14 Northwestern *	W	78-54
F. 17 Illinois * (4)	L	61-67
F. 20 at Michigan State * (5)	L	57-66
F. 24 Wisconsin * (17)	W	85-55
F. 28 Minnesota *	W	89-53
M. 3 at Purdue *	W	74-58
M. 9 vs. Wisconsin < (21)	W	64-52
M. 10 Illinois < (4)	W	58-56
M. 11 vs. Iowa <	L	61-63
M. 15 vs. Kent State #	L	73-77

+ - Preseason NIT
! - Game played in Louisville
% - Indiana Classic
^ - Hoosier Classic
* - Big Ten Conference Game
< - Big Ten Tournament
- NCAA Tournament

YEAR-BY-YEAR RESULTS

2001-02	25-12, 11-5
NCAA FINAL FOUR	
BIG TEN CO-CHAMPIONS	
HEAD COACH: MIKE DAVIS	
N.18 at Charlotte	W 65-61
N.21 at Alaska Anchorage @	W 101-66
N.23 vs. Marquette @	L 49-50
N.24 vs. Texas @	W 77-71
N.28 at North Carolina	W 79-66
D.1 at Southern Illinois	L 60-72
D.4 Notre Dame	W 76-75
D.8 Ball State (#15)	W 74-61
D.15 vs. Miami \$	L 53-58
D.22 vs. Kentucky ! (7)	L 52-66
D.28 vs. Eastern Washington *	W 87-60
D.29 vs. Butler ^ (23)	L 64-66
J.2 at Northwestern *	W 59-44
J.5 Penn State *	W 61-54
J.8 Michigan State * (25)	W 83-65
J.13 at Iowa * (13)	W 77-66
J.19 at Ohio State *	L 67-73
J.23 at Penn State *	W 85-51
J.26 Illinois * (9)	W 88-57
J.31 Purdue *	W 66-52
F.2 at Minnesota *	L 74-88
F.5 Iowa *	W 79-51
F.9 Louisville	W 77-62
F.13 Wisconsin *	L 63-64
F.17 at Michigan *	W 75-55
F.20 Ohio State * (19)	W 63-57
F.24 at Michigan State *	L 54-57
F.26 at Illinois * (15)	L 62-70
M.2 Northwestern *	W 79-67
M.8 vs. Michigan State <	W 67-56
M.9 vs. Iowa <	L 60-62
M.14 vs. Utah #	W 75-56
M.16 vs. UNC Wilmington #	W 76-67
M.21 vs. Duke # (1)	W 74-73
M.23 vs. Kent State #	W 81-69
M.30 vs. Oklahoma # (3)	W 73-64
A.1 vs. Maryland # (4)	L 52-64

@- Great Alaska Shootout
 \$- Orange Bowl Classic
 !- Game played in Indianapolis
 ^- Hoosier Classic
 *- Big Ten Conference Game
 <- Big Ten Tournament
 #- NCAA Tournament

2002-03	21-13, 8-8
HEAD COACH: MIKE DAVIS	
N.25 vs. Massachusetts +	W 84-71
N.26 vs. Gonzaga + (20)	W 76-75
N.27 vs. Virginia +	W 70-63
D.1 North Texas	W 84-58
D.3 vs. Marquette @ (9)	Wot 80-74
D.7 Illinois-Chicago	W 91-62
D.9 Vanderbilt	W 73-56
D.14 vs. Purdue !	W 66-63
D.21 vs. Kentucky (18)	L 64-70
D.28 at Temple	L 64-71
D.31 at Ball State	W 76-62
J.4 Charlotte	W 70-60
J.8 Penn State *	W 78-65
J.11 at Ohio State *	L 69-81
J.15 Northwestern *	W 71-57
J.18 Illinois * (8)	W 74-66
J.21 Ohio State *	W 69-51
J.25 at Purdue *	L 47-69
J.28 at Michigan State *	L 54-61
F.1 at Louisville (8)	L 76-95
F.5 at Northwestern *	L 61-74
F.8 Michigan State *	Lot 62-67
F.12 Michigan *	W 63-49
F.15 at Wisconsin *	L 59-71
F.19 at Iowa *	W 79-63
F.25 at Illinois * (14)	L 54-80
M.1 Iowa *	Wot 91-88
M.4 Minnesota *	W 74-70
M.8 at Penn State *	L 66-74
M.13 vs. Penn State <	W 77-49
M.14 vs. Michigan <	W 63-56
M.15 vs. Illinois < (14)	L 72-73
M.21 vs. Alabama #	W 67-62
M.23 vs. Pittsburgh # (5)	L 52-74

+ - Maui Invitational
 !- Game played in Indianapolis
 @- ACC-Big Ten Challenge
 *- Big Ten Conference Game
 <- Big Ten Tournament
 #- NCAA Tournament

2003-04	14-15, 7-9
HEAD COACH: MIKE DAVIS	
N.21 UNC-Greensboro	W 71-64
N.24 at Vanderbilt	L 60-73
N.29 vs. Xavier \$	Wot 80-77
D.2 at Wake Forest @ (16)	L 67-100
D.6 Missouri (4)	L 58-63
D.10 at Notre Dame	W 66-63
D.13 Butler	W 62-50
D.20 vs. Kentucky ! (#21)	L 41-80
D.23 Morehead State	W 77-57
D.29 at North Texas	W 79-70
J.3 Temple	L 50-59
J.6 at Wisconsin * (15)	L 45-79
J.11 at Michigan *	W 59-57
J.17 Northwestern *	W 73-62
J.20 at Ohio State *	W 69-61
J.24 at Minnesota *	Wot 86-81
J.27 Purdue * (21)	W 63-58
J.31 at Michigan State *	L 72-84
F.3 Illinois *	L 49-51
F.7 Iowa *	Lot 82-84
F.11 at Penn State *	W 75-56
F.14 at Purdue *	L 56-71
F.18 Minnesota *	L 71-73
F.21 Ohio State *	L 56-59
F.25 at Northwestern *	L 59-63
M.3 Michigan *	W 61-56
M.6 Wisconsin * (14)	L 52-70
M.11 vs. Ohio State <	W 83-69
M.12 vs. Illinois < (12)	L 59-71

\$- Wooden Tradition
 !- Game played in Indianapolis
 @- ACC-Big Ten Challenge
 *- Big Ten Conference Game
 <- Big Ten Tournament

2004-05	15-14, 10-6
HEAD COACH: MIKE DAVIS	
N.23 Indiana State	W 56-52
N.27 Western Illinois	W 64-60
D.1 North Carolina @ (9)	L 63-70
D.4 at Connecticut (7)	L 69-74
D.8 Notre Dame	L 45-55
D.11 vs. Kentucky % (10)	L 58-73
D.19 at Missouri	L 53-56
D.22 Charlotte	L 73-74
D.28 vs. Ball State !	W 71-59
D.31 Oral Roberts	W 69-68
J.2 Furman	W 68-52
J.5 at Northwestern *	L 52-73
J.8 Wisconsin *	W 74-61
J.15 at Purdue *	Wot 75-73
J.19 Michigan *	W 62-53
J.22 Ohio State *	W 67-60
J.26 at Minnesota *	L 65-70
J.29 at Iowa * (23)	L 57-72
F.2 Penn State *	W 68-63
F.6 at Illinois * (1)	L 47-60
F.12 Minnesota *	W 71-56
F.15 at Ohio State *	L 44-57
F.20 at Michigan *	W 70-63
F.22 Purdue *	W 79-62
F.27 Michigan State * (10)	Wot 78-74
M.1 at Wisconsin * (23)	L 60-62
M.5 Northwestern *	W 77-55
M.11 vs. Minnesota <	L 71-55
M.16 vs. Vanderbilt #	L 60-67

@- ACC-Big Ten Challenge
 %- Game played in Louisville
 !- Game played in Indianapolis
 *- Big Ten Conference Game
 <- Big Ten Tournament
 #- National Invitation Tournament



The 1992 Final Four team in Assembly Hall on Dec. 4, 2017

YEAR-BY-YEAR RESULTS

2005-06		19-12, 9-7	
HEAD COACH: MIKE DAVIS			
N.18 Nicholls State	W	99-65	
N.21 Florida A&M	W	100-63	
N.26 at Western Illinois	W	102-79	
N.30 Duke @ (1)	L	67-75	
D.3 Eastern Michigan	W	79-63	
D.6 at Indiana State	L	67-72	
D.10 vs. Kentucky I (15)	W	79-53	
D.19 at Charlotte	W	71-54	
D.23 Butler	W	73-55	
D.31 at Ball State	W	80-56	
J.3 Michigan *	W	70-63	
J.7 Ohio State * (18)	W	81-79	
J.11 at Michigan State * (14)	L	73-87	
J.17 Illinois * (7)	W	62-60	
J.21 Purdue *	W	62-49	
J.24 at Iowa *	L	60-73	
J.29 at Minnesota *	L	42-61	
F.1 Northwestern *	W	72-63	
F.4 Connecticut * (1)	L	80-88	
F.8 at Wisconsin *	L	54-72	
F.11 Iowa * (18)	L	67-70	
F.15 at Penn State *	L	68-71	
F.19 at Illinois * (14)	L	58-70	
F.22 Penn State *	W	69-65	
F.26 Michigan State * (18)	W	78-71	
M.1 at Purdue *	W	70-59	
M.4 at Michigan *	W	69-67	
M.10 vs. Wisconsin <	W	61-56	
M.11 vs. Ohio State < (7)	L	51-52	
M.16 vs. San Diego State #	W	87-83	
M.18 vs. Gonzaga # (5)	L	80-90	

@ - ACC Big Ten Challenge
 † - Game played in Indianapolis
 * - Big Ten Conference Game
 < - Big Ten Tournament
 # - NCAA Tournament

2006-07		21-11, 10-6	
HEAD COACH: KELVIN SAMPSON			
N.13 vs. Lafayette +	W	91-66	
N.14 vs. Butler +	L	55-60	
N.17 Indiana State	W	73-66	
N.19 Chicago State	W	90-69	
N.28 at Duke @ (11)	L	51-54	
D.2 Charlotte	W	74-57	
D.6 Western Illinois	W	92-40	
D.9 at Kentucky	L	54-59	
D.17 Southern Illinois	W	57-47	
D.20 Western Michigan	W	77-69	
D.22 IUPUI !	W	86-57	
D.30 Ball State	W	71-57	
J.2 at Ohio State * (6)	L	67-74	
J.7 Michigan State *	W	73-51	
J.10 Purdue *	W	85-58	
J.13 at Penn State *	W	74-84	
J.16 Iowa *	W	71-64	
J.20 at Connecticut *	W	77-73	
J.23 at Illinois *	L	43-51	
J.27 Michigan *	W	76-61	
J.31 Wisconsin * (2)	W	71-66	
F.3 at Iowa *	L	75-81	
F.12 Illinois *	W	65-61	
F.15 at Purdue *	L	68-81	
F.17 at Michigan *	L	55-58	
F.21 Minnesota *	W	71-59	
F.24 at Michigan State *	L	58-66	
F.28 at Northwestern *	W	69-65	
M.3 Penn State *	W	94-63	
M.9 vs. Illinois <	Lot	54-58	
M.15 vs. Gonzaga #	W	70-57	
M.17 vs. UCLA # (7)	L	49-54	

+ Preseason NIT
 @ - Big Ten/ACC Challenge
 † - Game played in Indianapolis
 * - Big Ten Conference Game
 < - Big Ten Tournament
 # - NCAA Tournament

2007-08		25-5, 14-4	
HEAD COACH: KELVIN SAMPSON			
INTERIM HC: DAN DAKICH (F.23-M.21)			
N.12 Chattanooga	W	99-79	
N.18 Longwood +	W	100-49	
N.20 UNC Wilmington +	W	95-71	
N.23 vs. Illinois State +	W	70-57	
N.24 vs. Xavier +	L	65-80	
N.27 Georgia Tech @	W	83-79	
D.1 at Southern Illinois	W	64-51	
D.3 Tennessee State	W	84-72	
D.8 Kentucky	W	70-51	
D.15 Western Carolina	W	100-52	
D.22 Coppin State	W	73-46	
D.29 Chicago State	W	97-59	
J.2 at Iowa *	W	79-76	
J.8 at Michigan *	W	78-64	
J.13 Illinois *	W	62-58	
J.17 at Minnesota *	W	65-60	
J.20 Penn State *	W	81-65	
J.23 Iowa *	W	65-43	
J.26 Connecticut *	L	63-68	
J.31 at Wisconsin * (13)	L	49-62	
F.3 Northwestern *	W	75-63	
F.7 at Illinois *	Wot2	83-79	
F.10 at Ohio State *	W	59-53	
F.13 Wisconsin * (15)	L	66-68	
F.16 Michigan State * (10)	W	80-61	
F.19 Purdue * (14)	W	77-68	
F.23 at Northwestern *	W	85-82	
F.26 Ohio State *	W	72-69	
M.2 at Michigan State * (19)	L	74-103	
M.5 Minnesota *	W	69-55	
M.9 at Penn State *	Lot	64-68	
M.14 vs. Minnesota <	L	58-59	
M.21 vs. Arkansas #	L	72-86	

+ Chicago Invitational Challenge
 @ - ACC Big Ten Challenge
 * - Big Ten Conference Game
 < - Big Ten Tournament
 # - NCAA Tournament

2008-09		6-25, 1-17	
HEAD COACH: TOM CREAM			
N.15 Northwestern State	W	83-65	
N.18 IUPUI	W	60-57	
N.24 vs. Notre Dame + (8)	L	50-88	
N.25 vs. St. Joseph's +	L	54-80	
N.26 vs. Chaminate +	W	81-79	
N.30 Cornell	W	72-57	
D.3 at Wake Forest @ (15)	L	58-83	
D.6 vs. Gonzaga \$ (5)	L	54-70	
D.10 TCU	W	66-56	
D.13 at Kentucky	L	54-72	
D.22 Northeastern	L	42-55	
D.28 Lipscomb	L	69-74	
J.3 at Iowa *	L	60-65	
J.7 Michigan *	Lot	66-72	
J.10 at Illinois *	L	45-76	
J.13 at Ohio State *	L	53-77	
J.17 Penn State *	L	55-65	
J.25 Minnesota * (21)	L	63-67	
J.28 at Northwestern *	L	75-77	
J.31 Ohio State *	L	81-93	
F.4 Iowa *	W	68-60	
F.7 at Michigan State * (13)	L	47-75	
F.10 at Minnesota *	L	54-62	
F.15 Illinois *	L	52-65	
F.19 Wisconsin *	L	51-68	
F.21 at Purdue * (19)	L	67-81	
F.25 Northwestern *	L	53-75	
F.28 at Penn State *	L	58-61	
M.3 Michigan State * (8)	L	69-64	
M.8 at Wisconsin *	L	51-85	
M.12 vs. Penn State <	L	51-66	

+ Maui Invitational
 @ - Big Ten/ACC Challenge
 \$ - Hartford Classic
 * - Big Ten Conference Game
 < - Big Ten Tournament

2009-10		10-21, 4-14	
HEAD COACH: TOM CREAM			
N.13 Howard	W	83-60	
N.16 USC Upstate	W	69-61	
N.19 vs. Mississippi \$	L	71-89	
N.20 vs. Boston University \$	L	67-71	
N.22 vs. George Mason \$	L	66-69	
N.28 Northwestern State	W	90-72	
D.1 Maryland @	L	68-80	
D.8 vs. Pittsburgh !	W	74-64	
D.12 Kentucky (4)	L	73-90	
D.19 N.C. Central	W	81-58	
D.22 Loyola (Maryland)	L	67-72	
D.28 Bryant	W	90-42	
D.31 Michigan *	W	71-65	
J.6 at Ohio State *	L	54-79	
J.9 Illinois *	L	60-66	
J.14 at Michigan *	L	45-69	
J.17 Minnesota *	Wot	81-78	
J.21 at Penn State *	W	67-61	
J.24 Iowa *	L	43-58	
J.30 at Illinois *	L	70-72	
F.4 Purdue * (8)	L	75-78	
F.7 at Northwestern *	L	61-78	
F.10 Ohio State * (13)	L	52-69	
F.13 at Wisconsin * (11)	L	55-83	
F.16 Michigan State * (11)	L	58-72	
F.20 at Minnesota *	L	58-81	
F.25 Wisconsin * (17)	L	46-78	
F.28 at Iowa *	L	57-73	
M.3 at Purdue * (7)	L	55-74	
M.6 Northwestern *	Wot	88-80	
M.11 vs. Northwestern <	L	58-73	

\$ - O'Reilly Auto Parts Tipoff
 @ - Big Ten/ACC Challenge
 † - Jimmy V Classic (MSG)
 * - Big Ten Conference Game
 < - Big Ten Tournament

2010-11		12-20, 3-15	
HEAD COACH: TOM CREAM			
N.12 Florida Gulf Coast	W	88-60	
N.14 Wright State	W	67-44	
N.16 Mississippi Valley State	W	71-54	
N.21 Evansville	W	67-54	
N.23 N.C. Central	W	72-56	
N.26 Northwestern State	W	100-66	
D.1 at Boston College @	L	76-88	
D.4 Savannah State	W	79-57	
D.11 at Kentucky (17)	L	62-81	
D.17 vs. SIU Edwardsville !	W	88-54	
D.19 vs. South Carolina St. !	W	102-60	
D.22 vs. Northern Iowa !	L	61-67	
D.23 vs. Colorado !	L	69-78	
D.27 Penn State *	L	60-69	
D.31 Ohio State * (2)	L	67-85	
J.1 at Minnesota * (17)	L	63-67	
J.9 at Northwestern *	L	81-93	
J.15 Michigan *	W	80-61	
J.20 at Wisconsin * (20)	L	60-69	
J.23 at Iowa *	L	77-91	
J.27 Illinois * (20)	W	52-49	
J.30 at Michigan State * (25)	Lot	83-84	
F.2 Minnesota * (16)	W	60-57	
F.5 Iowa *	L	63-64	
F.8 at Purdue * (14)	L	53-67	
F.12 at Michigan *	L	69-73	
F.19 Northwestern *	L	64-70	
F.23 Purdue * (8)	L	61-72	
F.27 at Ohio State * (2)	L	61-82	
M.3 Wisconsin * (10)	L	67-77	
M.5 at Illinois *	L	48-72	
M.10 vs. Penn State <	L	55-61	

@ - Big Ten/ACC Challenge
 † - I-BN Las Vegas Classic
 * - Big Ten Conference Game
 < - Big Ten Tournament

YEAR-BY-YEAR RESULTS

2011-12 HEAD COACH: TOM CREAM 27-9, 11-7

N.11 Stony Brook	W	96-66
N.13 Chattanooga &	W	78-53
N.16 at Evansville	W	94-73
N.19 Savannah State &	W	94-65
N.21 Gardner-Webb &	W	73-49
N.27 Butler &	W	75-59
N.30 at NC State @	W	86-75
D.4 Stetson	W	84-50
D.10 Kentucky (1)	W	73-72
D.17 vs. Notre Dame \$	W	69-58
D.22 UMBC	W	89-47
D.28 at Michigan State * (16)	L	65-80
D.31 Ohio State * (2)	W	74-70
J.5 Michigan * (16)	W	73-71
J.8 at Penn State *	W	88-82
J.12 Minnesota *	L	74-77
J.15 at Ohio State * (5)	L	63-80
J.18 at Nebraska *	L	69-70
J.22 Penn State *	W	73-54
J.26 at Wisconsin * (25)	L	50-57
J.29 Iowa *	W	103-89
F.1 at Michigan * (22)	L	56-68
F.4 at Purdue *	W	78-61
F.9 Illinois *	W	84-71
F.15 Northwestern *	W	71-66
F.19 at Iowa *	L	66-78
F.22 N.C. Central	W	75-56
F.26 at Minnesota *	W	69-50
F.28 Michigan State * (5)	W	70-55
M.4 Purdue *	W	85-74
M.8 vs. Penn State <	W	75-58
M.9 vs. Wisconsin < (14)	L	71-79
M.15 vs. New Mexico State #	W	79-66
M.17 vs. VCU #	W	63-61
M.23 vs. Kentucky # (1)	L	90-102

&- Hoosier Invitational
@- Big Ten/ACC Challenge
\$- Crossroads Classic
*- Big Ten Conference Game
<- Big Ten Tournament
#- NCAA Tournament

2012-13 HEAD COACH: TOM CREAM 29-7, 14-4

N.9 Bryant	W	97-54
N.12 North Dakota State	W	87-61
N.15 Sam Houston State	W	99-45
N.19 vs. Georgia &	W	66-53
N.20 vs. Georgetown &	Wot	82-72
N.25 Ball State	W	101-53
N.27 North Carolina @ (13)	W	83-59
D.1 Coppin State	W	87-51
D.8 Central Connecticut	W	100-69
D.15 vs. Butler \$	Lot	86-88
D.19 Mount St. Mary's	W	93-54
D.21 Florida Atlantic	W	88-52
D.28 Jacksonville	W	93-59
D.31 at Iowa *	W	69-65
J.7 at Penn State *	W	74-51
J.12 Minnesota * (8)	W	88-81
J.15 Wisconsin *	L	59-64
J.20 at Northwestern *	W	67-59
J.23 Penn State *	W	72-49
J.27 Michigan State * (13)	W	75-70
J.30 at Purdue *	W	97-60
F.2 Michigan * (1)	W	81-73
F.7 at Illinois *	L	72-74
F.10 at Ohio State * (10)	W	81-68
F.13 Nebraska *	W	76-47
F.16 Purdue *	W	83-55
F.19 at Michigan State * (4)	W	72-68
F.26 at Minnesota *	L	73-77
M.2 Iowa *	W	73-60
M.5 Ohio State * (14)	L	58-67
M.10 at Michigan * (7)	W	72-71
M.15 vs. Illinois <	W	80-64
M.16 vs. Wisconsin < (18)	L	56-68

M.22 vs. James Madison #	W	83-62
M.24 vs. Temple #	W	58-52
M.28 vs. Syracuse # (18)	L	50-61

&- Legends Classic
@- Big Ten/ACC Challenge
\$- Crossroads Classic
*- Big Ten Conference Game
<- Big Ten Tournament
#- NCAA Tournament

2013-14 HEAD COACH: TOM CREAM 17-15, 7-11

N.8 Chicago State	W	100-72
N.12 LIU Brooklyn &	W	73-72
N.15 Samford	W	105-59
N.17 Stony Brook &	W	90-74
N.21 vs. Washington &	W	102-84
N.22 vs. Connecticut & (18)	L	58-59
N.26 Evansville	W	72-69
D.3 at Syracuse @ (4)	L	57-46
D.7 North Florida	W	89-68
D.10 Oakland	W	81-54
D.14 vs. Notre Dame \$	L	72-79
D.20 Nicholls State	W	79-66
D.22 Kennesaw State	W	90-66
D.31 at Illinois *	Lot	80-83
J.4 Michigan State * (5)	L	56-73
J.11 at Penn State *	W	79-76
J.14 Wisconsin * (3)	W	75-72
J.18 Northwestern *	L	47-54
J.21 at Michigan State * (3)	L	66-71
J.26 Illinois *	W	56-46
J.30 at Nebraska *	L	55-60
F.2 Michigan * (10)	W	63-52
F.8 at Minnesota *	L	60-66
F.12 Penn State *	L	65-66
F.15 at Purdue *	L	64-82
F.22 at Northwestern *	W	61-56
F.25 at Wisconsin * (14)	L	58-69
F.27 Iowa * (20)	W	93-86
M.2 Ohio State * (22)	W	72-64
M.5 Nebraska *	L	60-70
M.8 at Michigan * (12)	L	80-84
M.13 vs. Illinois <	L	54-64

&- 2K Sports Classic
@- Big Ten/ACC Challenge
\$- Crossroads Classic
*- Big Ten Conference Game
<- Big Ten Tournament

2014-15 HEAD COACH: TOM CREAM 20-14, 9-9

N.14 Mississippi Valley State	W	116-65
N.17 Texas Southern †	W	83-64
N.20 SMU † (22)	W	74-68
N.22 Lamar †	W	85-72
N.24 Eastern Washington †	L	86-88
N.28 UNCG	W	87-79
D.2 Pittsburgh @	W	81-69
D.6 Savannah State	W	95-49
D.9 vs. Louisville & (4)	L	74-94
D.13 Grand Canyon	W	94-66
D.20 vs. Butler \$ (23)	W	82-73
D.22 New Orleans	W	79-59
D.27 vs. Georgetown +	Lot	87-91
D.31 at Nebraska *	W	70-65
J.5 at Michigan State *	L	50-70
J.10 Ohio State * (22)	W	69-66
J.13 Penn State *	W	76-73
J.18 at Illinois *	W	80-74
J.22 Maryland * (13)	W	89-70
J.25 at Ohio State *	L	70-82
J.28 at Purdue *	L	67-83
J.31 Rutgers *	W	72-64
F.3 at Wisconsin * (5)	L	78-92
F.8 Michigan *	W	70-67
F.11 at Maryland * (19)	L	66-68
F.15 Minnesota *	W	90-71
F.19 Purdue *	L	63-67
F.22 at Rutgers *	W	84-54
F.25 at Northwestern *	L	65-72

M.3 Iowa *	L	63-77
M.7 Michigan State *	L	72-74
M.12 vs. Northwestern <	W	71-56
M.13 vs. Maryland < (8)	L	69-75
M.20 vs. Wichita State # (14)	L	76-81

!- Hoosiers Showcase
@- Big Ten/ACC Challenge
\$- Jimmy V Classic
\$- Crossroads Classic
+ Indeed Invitational
*- Big Ten Conference Game
<- Big Ten Tournament
#- NCAA Tournament

2015-16 HEAD COACH: TOM CREAM 27-8, 15-3

N.13 Eastern Illinois +	W	88-49
N.16 Austin Peay	W	102-76
N.19 Creighton #	W	86-65
N.23 vs. Wake Forest +	L	78-82
N.24 vs. St. Johns +	W	83-73
N.25 vs. UNLV +	L	69-72
N.30 Alcorn State	W	112-70
D.2 at Duke @ (7)	L	74-94
D.5 Morehead State	W	92-59
D.9 IPFW	W	90-65
D.12 McNeese State	W	105-60
D.19 vs. Notre Dame \$	W	80-73
D.22 Kennesaw State	W	99-72
D.30 at Rutgers *	W	79-72
J.2 at Nebraska *	W	79-69
J.5 Wisconsin *	W	59-58
J.10 Ohio State *	W	85-60
J.16 at Minnesota *	W	70-63
J.19 Illinois *	W	103-69
J.23 Northwestern *	W	89-57
J.26 at Wisconsin *	Lot	79-82
J.30 Minnesota *	W	74-68
F.2 at Michigan *	W	80-67
F.6 at Penn State *	L	63-68
F.11 Iowa * (4)	W	85-78
F.14 at Michigan State * (8)	L	69-88
F.17 Nebraska *	W	80-64
F.20 Purdue * (17)	W	77-73
F.25 at Illinois *	W	74-47
M.1 at Iowa * (16)	W	81-78
M.6 Maryland * (14)	W	80-62
M.11 vs. Michigan <	L	69-72
M.17 vs. Chattanooga #	W	99-74
M.19 vs. Kentucky # (10)	W	73-67
M.25 vs. North Carolina # (3)	L	86-101

+ Maui Invitational (Game 1 played in Bloomington)
% Gavitt Tip Off Game
@- Big Ten/ACC Challenge
\$- Crossroads Classic
*- Big Ten Conference Game
<- Big Ten Tournament
#- NCAA Tournament

YEAR-BY-YEAR RESULTS

2016-17

HEAD COACH: TOM CREAM

N.11 vs. Kansas & (2)	Wot	103-99
N.16 Umass Lowell !	W	100-78
N.19 Liberty !	W	87-48
N.22 at Fort Wayne !	Lot	68-71
N.27 Mississippi Valley St. !	W	85-52
N.30 North Carolina @ (3)	W	76-67
D.2 SIU Edwardsville	W	83-60
D.4 Southeast Missouri	W	83-55
D.10 Houston Baptist	W	103-61
D.17 vs. Butler * (18)	L	78-83
D.19 Delaware State	W	103-56
D.22 Austin Peay	W	97-62
D.28 Nebraska	L	83-87
D.31 vs. Louisville % (6)	L	62-77
J.3 Wisconsin * (13)	L	68-75
J.7 Illinois *	W	96-80
J.10 at Maryland *	L	72-75
J.15 Rutgers *	W	76-57
J.18 Penn State *	W	78-75
J.21 Michigan State *	W	82-75
J.26 at Michigan *	L	60-90
J.29 Northwestern *	L	55-68
F.1 Penn State *	Wot3	110-102
F.5 at Wisconsin * (10)	L	60-65
F.9 Purdue * (16)	L	64-69
F.12 Michigan *	L	63-75
F.15 at Minnesota *	L	74-75
F.21 at Iowa *	Lot	90-96
F.25 Northwestern *	W	63-62
F.28 at Purdue * (16)	L	75-86
M.4 at Ohio State *	W	96-92
M.9 vs. Iowa <	W	95-73
M.10 vs. Wisconsin < (24)	L	60-70
M.16 at Georgia Tech #	L	63-75

&- Armed Forces Classic

!- Indiana Classic

@- Big Ten/ACC Challenge

\$- Crossroads Classic

% - Countdown Classic (Indianapolis, Ind.)

* - Big Ten Conference Game

< - Big Ten Tournament

- National Invitation Tournament

18-16,7-11

2017-18

HEAD COACH: ARCHIE MILLER

N.10 Indiana State	L	69-90
N.12 Howard !	W	86-77
N.15 at Seton Hall % (22)	L	68-84
N.19 USF !	W	70-53
N.22 Arkansas State !	W	87-70
N.24 Eastern Michigan !	W	87-67
N.29 Duke @ (1)	L	81-91
D.2 at Michigan *	L	55-69
D.4 Iowa *	W	77-64
D.9 at Louisville	L	62-71
D.16 vs Notre Dame \$ (18)	Wot	80-77
D.18 Fort Wayne	L	72-92
D.21 Tennessee Tech	W	87-59
D.29 Youngstown State	W	79-51
J.2 at Wisconsin *	L	61-71
J.6 at Minnesota *	W	75-71
J.9 Penn State *	W	74-70
J.14 Northwestern *	W	66-46
J.19 at Michigan State * (9)	L	57-85
J.22 Maryland *	W	71-68
J.24 at Illinois *	L	71-73
J.28 Purdue * (3)	L	67-74
J.30 at Ohio State * (18)	L	56-71
F.3 Michigan State * (5)	L	60-63
F.5 at Rutgers *	W	65-43
F.9 Minnesota *	W	80-56
F.14 Illinois *	W	78-68
F.17 at Iowa *	W	84-82
F.20 at Nebraska *	L	57-66
F.23 Ohio State * (16)	Lot2	78-80
M.1 vs. Rutgers	L	69-76

!- Hoosier Tip-Off Classic

% - Gavitt Tip Off Game

@- Big Ten/ACC Challenge

\$- Crossroads Classic

* - Big Ten Conference Game

< - Big Ten Tournament

2018-19

HEAD COACH: ARCHIE MILLER

N.6 Chicago State	W	104-55
N.9 Montana State	W	80-35
N.14 Marquette % (24)	W	96-73
N.18 at Arkansas	L	72-73
N.20 UT Arlington	W	78-64
N.23 UC Davis	W	76-62
N.27 at Duke @ (3)	L	69-90
D.1 Northwestern *	W	68-66
D.4 at Penn State *	W	64-62
D.8 Louisville	W	68-67
D.15 vs. Butler \$	W	71-68
D.19 Central Arkansas	W	86-53
D.22 Jacksonville	W	94-64
J.3 Illinois *	W	73-65
J.6 at Michigan * (2)	L	63-74
J.11 at Maryland *	L	75-78
J.14 Nebraska *	L	51-66
J.19 at Purdue *	L	55-70
J.22 at Northwestern *	L	66-73
J.25 Michigan * (#5)	L	46-69
J.30 at Rutgers *	L	58-66
F.2 at Michigan State * (6)	Wot	79-75
F.7 Iowa * (20)	L	72-77
F.10 Ohio State *	L	52-55
F.16 at Minnesota *	L	63-84
F.19 Purdue * (15)	L	46-48
F.22 at Iowa * (#21)	Lot	70-76
F.26 Wisconsin * (19)	Wot2	75-73
M.2 Michigan State * (6)	W	63-62
M.7 at Illinois *	W	92-74
M.10 Rutgers *	W	89-73
M.14 vs. Ohio State <	L	75-79
M.19 Saint Francis (PA) #	W	89-72
M.23 Arkansas #	W	63-60
M.26 Wichita State #	L	63-73

% - Gavitt Tip Off Game

@- Big Ten/ACC Challenge

\$- Crossroads Classic

* - Big Ten Conference Game

< - Big Ten Tournament

- National Invitation Tournament

16-15, 9-9

2019-20

HEAD COACH: ARCHIE MILLER

N.5 Western Illinois	W	98-65
N.9 Portland State	W	85-74
N.12 North Alabama	W	91-65
N.16 Troy !	W	100-62
N.20 Princeton !	W	79-54
N.25 Louisiana Tech !	W	88-75
N.30 South Dakota State !	W	64-50
D.3 Florida State @ (17)	W	80-64
D.7 at Wisconsin *	L	64-84
D.10 UConn #	W	57-54
D.13 Nebraska *	Wot	96-90
D.21 Notre Dame \$	W	62-60
D.29 Arkansas	L	64-71
J.4 at Maryland * (15)	L	59-75
J.8 Northwestern *	W	66-62
J.11 Ohio State * (12)	W	66-54
J.15 at Rutgers *	L	50-59
J.18 at Nebraska *	W	82-74
J.23 Michigan State * (11)	W	67-63
J.26 Maryland * (17)	L	76-77
J.29 at Penn State * (24)	L	49-64
F.1 at Ohio State *	L	68-59
F.8 Purdue *	L	62-74
F.13 Iowa * (21)	W	89-77
F.16 at Michigan *	L	65-89
F.19 at Minnesota *	W	68-56
F.23 #9 Penn State *	W	68-60
F.27 at Purdue *	L	49-57
M.1 at Illinois *	L	66-67
M.4 Minnesota *	W	72-67
M.7 Wisconsin * (24)	L	56-60
M.11 vs. Nebraska <	W	89-64

!- Indiana Challenge

@- Big Ten/ACC Challenge

- Jimmy V Classic

\$- Crossroads Classic

* - Big Ten Conference Game

< - Big Ten Tournament

2020-21

HEAD COACH: ARCHIE MILLER

N.25 Tennessee Tech	W	89-59
N.30 vs. Providence +	W	79-58
D.1 vs. Texas + (17)	L	44-66
D.2 vs. Stanford +	W	79-63
D.9 at Florida State @ (20)	Lot	67-69
D.13 North Alabama	W	87-52
D.19 vs. Butler \$	W	68-60
D.23 Northwestern *	L	67-74
D.26 at Illinois * (18)	L	60-69
D.30 Penn State *	Wot	87-85
J.4 Maryland *	W	63-55
J.7 at Wisconsin * (8)	Lot	73-80
J.10 at Nebraska *	W	84-76
J.14 Purdue *	L	69-81
J.21 at Iowa * (4)	W	81-69
J.24 Rutgers *	L	70-74
F.2 Illinois * (12)	Lot	71-75
F.7 Iowa * (8)	W	67-65
F.10 at Northwestern *	Wot	79-76
F.13 at Ohio State * (4)	L	59-78
F.17 Minnesota *	W	82-72
F.20 Michigan State *	L	71-78
F.24 at Rutgers *	L	63-74
F.27 Michigan * (3)	L	57-73
M.2 at Michigan State *	L	58-64
M.6 at Purdue * (23)	L	58-67
M.11 vs. Rutgers <	L	50-61

+ - Maui Invitational (Asheville, N.C.)

@- Big Ten/ACC Challenge

% - Crossroads Classic

* - Big Ten Conference Game

< - Big Ten Tournament

20-12, 9-11

YEAR-BY-YEAR RESULTS

2021-22

HEAD COACH: Mike Woodson

N.9 Eastern Michigan	W	68-62
N.12 Northern Illinois	W	85-49
N.17 St. Johns	W	76-74
N.21 Louisiana!	W	76-44
N.23 Jackson State!	W	70-35
N.27 Marshall!	W	90-79
N.30 at Syracuse @	Lot2	110-112
D.4 Nebraska*	W	68-55
D.8 at Wisconsin*(22)	L	59-64
D.12 Merrimack	W	81-49
D.18 Notre Dame \$	W	64-56
D.22 Northern Kentucky	W	79-61
J.2 at Penn State*	L	58-61
J.6 Ohio State*(13)	W	67-51
J.9 Minnesota*	W	73-60
J.13 at Iowa*	L	74-83
J.17 at Nebraska*	W	78-71
J.20 Purdue*(4)	W	68-65
J.23 Michigan*	L	62-80
J.26 Penn State*	W	74-57
J.29 at Maryland*	W	68-55
F.5 Illinois*(18)	L	57-74
F.8 at Northwestern*	L	51-59
F.12 at Michigan State*(17)	L	61-76
F.15 Wisconsin*(15)	L	69-74
F.21 at Ohio State*(22)	Lot	69-80
F.24 Maryland*	W	74-64
F.27 at Minnesota*	W	84-79
M.2 Rutgers*	L	63-66
M.5 at Purdue*(8)	L	67-69
M.10 vs. Michigan <	W	74-69
M.11 vs. Illinois <(16)	W	65-63
M.12 vs. Iowa <(24)	L	80-77
M.15 vs. Wyoming #	W	66-58
M.17 vs. Saint Mary's # (17)	L	53-82

%- Gavitt Tipoff Game

!- Hoosier Classic

@- Big Ten/ACC Challenge

\$- Crossroads Classic

*- Big Ten Conference Game

<- Big Ten Tournament

#- NCAA Tournament

21-14, 9-11

2022-23

HEAD COACH: Mike Woodson

N.7 Morehead State	W	88-53
N.10 Bethune-Cookman	W	101-49
N.18 at Xavier %	W	81-79
N.20 vs. Miami (Ohio)!	W	86-56
N.23 Little Rock	W	87-68
N.25 Jackson State	W	90-51
N.30 North Carolina @ (18)	W	77-65
D.3 at Rutgers*	L	48-63
D.7 Nebraska*	W	81-65
D.10 vs. Arizona \$(10)	L	75-89
D.17 at Kansas (8)	L	62-84
D.20 Elon	W	96-72
D.23 Kennesaw State	W	69-55
J.5 at Iowa*	L	89-91
J.8 Northwestern*	L	83-84
J.11 at Penn State*	L	66-85
J.14 Wisconsin*(18)	W	63-45
J.19 at Illinois*	W	80-65
J.22 Michigan State*	W	82-69
J.25 at Minnesota*	W	61-57
J.28 Ohio State*	W	86-70
J.31 at Maryland*	L	55-66
F.4 Purdue*(1)	W	79-74
F.7 Rutgers*(24)	W	66-60
F.11 at Michigan*	W	62-61
F.15 at Northwestern*	L	62-64
F.18 Illinois*	W	71-68
F.21 at Michigan State*	L	65-80
F.25 at Purdue*(5)	W	79-71
F.28 Iowa*	L	68-90
M.5 Michigan*	Wot	75-73
M.10 vs. Maryland <	W	70-60
M.11 vs. Penn State <	L	73-77
M.17 vs. Kent State #	W	71-60
M.19 vs. Miami (Fla.) # (16)	L	69-85

%- Gavitt Tipoff Game

!- Game played in Indianapolis

@- Big Ten/ACC Challenge

\$- Las Vegas Clash

*- Big Ten Conference Game

<- Big Ten Tournament

#- NCAA Tournament

23-12, 12-8

REGULAR SEASON TOURNAMENTS

ALLSPORTS CLASSIC
DALLAS

1967-68 0-2

ARMED FORCES CLASSIC
HONOLULU

2016-17 1-0

BIG FOUR CLASSIC
INDIANAPOLIS

1987-88 0-1

1988-89 0-1

1989-90 1-0

1990-91 1-0

BLUEGRASS FESTIVAL TOURNAMENT
LOUISVILLE

1959-60 2-0

BRUIN CLASSIC
LOS ANGELES

1969-70 1-1

CABRILLO CLASSIC
SAN DIEGO

1979-80 2-0

CHICAGO INVITATIONAL
HOFFMAN ESTATES, ILL.

2008-09 3-1

COUNTDOWN CLASSIC
INDIANAPOLIS

2016-17 0-1

CROSSROADS CLASSIC
INDIANAPOLIS

2011-12 (Notre Dame) 1-0

2012-13 (Butler) 0-1

2013-14 (Notre Dame) 0-1

2014-15 (Butler) 1-0

2015-16 (Notre Dame) 1-0

2016-17 (Butler) 0-1

2017-18 (Notre Dame) 1-0

2018-19 (Butler) 1-0

2019-20 (Notre Dame) 1-0

2020-21 (Butler) 1-0

2021-22 (Notre Dame) 1-0

Total 8-3**ECAC HOLIDAY FESTIVAL**
NEW YORK

1975-76 3-0

1981-82 0-2

FAR WEST CLASSIC
PORTLAND

1966-67 2-1

1970-71 2-1

1973-74 2-1

1978-79 2-1

Total 8-4**GATOR BOWL CLASSIC**
JACKSONVILLE

1977-78 2-0

GREAT ALASKA SHOOTOUT
ANCHORAGE

1995-96 1-2

2001-02 2-1

HALL OF FAME TIPOFF CLASSIC
SPRINGFIELD

1991-92 1-0

1999-00 1-0

HOOSIER CLASSIC
INDIANAPOLIS

1982-83 2-0

1983-84 2-0

1984-85 2-0

1985-86 2-0

1986-87 2-0

1987-88 2-0

1988-89 2-0

1989-90 2-0

1990-91 2-0

1991-92 2-0

1992-93 2-0

1993-94 2-0

1994-95 2-0

1995-96 2-0

1996-97 2-0

1997-98 2-0

1998-99 2-0

1999-00 2-0

2000-01 2-0

2001-02 1-1

Total 39-1**HOOSIER CLASSIC**
Bloomington

2021-22 3-0

HOOSIER INVITATIONAL
BLOOMINGTON

2011-12 4-0

HOOSIER SHOWCASE
BLOOMINGTON

2014-15 3-1

2018-19 3-1

INDIANA CHALLENGE
BLOOMINGTON

2019-20 4-0

INDIANA CLASSIC
BLOOMINGTON

1974-75 2-0

1975-76 2-0

1976-77 2-0

1977-78 2-0

1978-79 2-0

1979-80 2-0

1980-81 2-0

1981-82 2-0

1982-83 2-0

1983-84 2-0

1984-85 2-0

1985-86 2-0

1986-87 2-0

1987-88 2-0

1988-89 2-0

1989-90 2-0

1990-91 2-0

1991-92 2-0

1992-93 2-0

1993-94 2-0

1994-95 2-0

1995-96 2-0

1996-97 2-0

1997-98 2-0

1998-99 2-0

1999-00 1-1

2000-01 2-0

2016-17 3-1

Total 56-2**INDEED INVITATIONAL**
MADISON SQUARE GARDEN

2014-15 0-1

JIMMY V CLASSIC
EAST RUTHERFORD, N.J.

1999-2000 1-0

JIMMY V CLASSIC

MADISON SQUARE GARDEN

2009-10 1-0

2014-15 0-1

2019-20 1-0

KENTUCKY CLASSIC

LEXINGTON, KY.

1965-66 1-1

LAS VEGAS INVITATIONAL

BLOOMINGTON/LAS VEGAS

2010-11 2-2

MAUI INVITATIONAL

MAUI

1990-91 2-1

1994-95 1-2

1998-99 2-1

2002-03 3-0

2008-09 1-2

2015-16 2-2

2020-21 2-1

Total 13-9**MEMPHIS STATE INVITATIONAL**

MEMPHIS, TENN.

1964-65 2-0

NABC CLASSIC

INDIANAPOLIS

1967-68 0-2

NIT PRESEASON

1988-89 2-2

1992-93 4-0

1996-97 4-0

2000-01 2-2

2006-07 1-1

Total 13-5**OLD DOMINION TOURNAMENT**

1971-72 2-0

PETE NEWELL CHALLENGE

OAKLAND

1997-98 1-0

PROGRESSIVE LEGENDS CLASSIC

BLOOMINGTON/BROOKLYN

2012-13 4-0

QUAKER CITY TOURNAMENT

PHILADELPHIA

1968-69 1-2

RAINBOW CLASSIC

HONOLULU

1974-75 3-0

1979-80 1-2

SEAWOLF CLASSIC

ANCHORAGE

1978-79 1-2

SUGAR BOWL TOURNAMENT

NEW ORLEANS

1976-77 2-0

SUN BOWL TOURNAMENT

EL PASO, TEXAS

1972-73 1-1

UNITED AIRLINES TIPOFF CLASSIC

HONOLULU

1997-98 0-1

2K SPORTS CLASSIC

BLOOMINGTON/NEW YORK

2013-14 3-1

VS. RANKED OPPONENTS

1948-49 • (0-2)
 1/22 at Minnesota
 2/28 at Illinois

Opp IU
 4 NR L 28-35
 4 NR L 68-91

1949-50 • (1-2)
 1/7 Wisconsin
 2/6 Ohio State
 2/20 at Ohio State

Opp IU
 15 5 W 61-59
 7 12 L 55-56
 3 NR L 65-75

1950-51 • (2-2)
 12/23 vs. Notre Dame
 12/27 at Bradley
 1/15 Illinois
 2/19 at Illinois

Opp IU
 14 4 W 64-56
 2 5 L 62-64
 14 6 W 64-53
 11 6 L 65-71

1951-52 • (3-4)
 12/22 Kansas State
 12/28 Notre Dame
 1/12 at Iowa
 1/14 at Illinois
 1/21 Iowa
 2/2 St. John's
 2/18 Illinois

Opp IU
 5 6 W 80-75
 9 5 W 67-54
 10 4 L 59-78
 2 4 L 66-78
 4 14 W 82-69
 15 13 L 55-65
 6 20 L 70-77

1952-53 • (6-0)
 1/10 Minnesota
 1/17 Illinois
 2/28 at Illinois
 3/14 vs. Notre Dame #
 3/17 vs. LSU ##
 3/18 vs. Kansas ##

Opp IU
 19 6 W 66-63
 4 6 W 74-70
 10 2 W 91-79
 17 1 W 79-66
 7 1 W 80-67
 5 1 W 69-68

1953-54 • (4-3)
 12/21 at Oregon State
 12/22 Oregon State
 1/9 at Minnesota
 2/8 Minnesota
 2/22 Iowa
 3/12 vs. Notre Dame #
 3/13 vs. LSU #

Opp IU
 11 1 W 76-72
 12 1 L 51-67
 6 3 W 71-63
 12 3 W 90-77
 10 3 L 64-82
 6 2 L 64-65
 8 2 W 73-62

1954-55 • (1-3)
 12/11 at Notre Dame
 1/8 at Illinois
 1/10 at Minnesota
 2/14 Minnesota

Opp IU
 9 6 W 73-70
 12 NR L 75-99
 13 NR L 78-88
 12 NR L 70-80

1955-56 • (1-4)
 12/19 Cincinnati
 1/14 Illinois
 2/6 at Illinois
 2/20 Iowa
 3/5 at Iowa

Opp IU
 14 19 W 80-61
 8 12 L 72-96
 6 NR L 89-92
 15 NR L 83-87
 10 NR L 73-84

1956-57 • (1-3)
 12/15 at Kansas State
 1/14 at Illinois
 2/9 Ohio State
 3/2 at Michigan State

Opp IU
 14 NR L 77-84
 10 NR L 91-112
 15 NR W 69-59
 14 10 L 61-76

1957-58 • (3-2)
 12/23 Oregon State
 1/11 Illinois
 2/8 Michigan State
 3/8 at Michigan State
 3/14 vs. Notre Dame #

Opp IU
 17 NR L 51-62
 17 NR W 89-82
 12 NR W 82-79
 12 NR W 75-72
 8 12 L 87-94

1958-59 • (2-2)
 1/3 at Michigan State
 1/5 Purdue
 1/10 at Northwestern
 2/28 Michigan State

Opp IU
 7 NR L 77-79
 18 NR W 77-69
 8 NR W 76-69
 8 NR L 82-86

1959-60 • (2-1)
 1/9 at Ohio State
 2/22 at Illinois
 2/29 Ohio State

Opp IU
 7 11 L 95-96
 20 UR W 92-78
 2 20 W 99-83

1960-61 • (1-4)
 12/29 at UCLA
 2/6 at Ohio State
 2/11 Iowa
 2/20 Ohio State
 3/4 at Iowa

Opp IU
 16 9 L 72-94
 1 NR L 65-100
 9 NR L 67-74
 1 NR L 69-73
 6 NR W 78-69

1961-62 • (0-2)
 12/9 Kansas State
 3/10 at Ohio State

Opp IU
 8 NR L 78-88
 1 NR L 65-90

1962-63 • (2-2)
 12/19 Loyola (Chicago)
 2/4 at Illinois
 2/16 Illinois
 3/9 Ohio State

Opp IU
 4 NR L 94-106
 4 NR L 101-104
 4 NR W 103-100
 3 NR W 87-85 (OT)

1963-64 • (0-3)
 12/31 at Loyola (Chicago)
 1/27 at DePaul
 2/15 at Michigan

Opp IU
 3 NR L 92-105
 9 NR L 78-85
 2 NR L 87-99

1964-65 • (2-3)
 12/5 at Kansas State
 12/28 vs. St. Louis
 1/4 at Illinois
 2/15 Michigan
 2/27 at Minnesota

Opp IU
 8 NR W 81-70
 9 8 W 98-68
 6 7 L 81-86
 1 8 L 95-96 OT
 8 7 L 88-100

1965-66 • (1-1)
 12/31 Bradley
 2/5 Michigan

Opp IU
 3 NR W 104-87
 9 NR L 76-93

1966-67 • (1-0)
 3/18 vs. Tennessee #

Opp IU
 8 NR W 51-44

1967-68 • (None)

1968-69 • (1-6)
 12/21 at Notre Dame
 12/28 LaSalle
 1/4 Ohio State
 1/14 Northwestern
 2/18 Purdue
 3/1 Illinois
 3/8 at Purdue

Opp IU
 7 NR L 94-104
 17 NR L 88-108
 13 NR L 82-90
 17 NR W 87-70
 9 NR L 95-96
 15 NR L 64-77
 6 NR L 76-120

1969-70 • (0-5)
 12/13 at Kentucky
 12/15 Ohio
 12/20 Notre Dame
 1/31 at Iowa
 2/7 Iowa

Opp IU
 1 NR L 92-109
 19 NR L 83-89
 6 NR L 88-89
 20 NR L 93-100
 20 NR L 89-104

1970-71 • (2-2)
 12/12 Kentucky
 12/15 at Notre Dame
 2/23 Michigan
 3/9 at Ohio State

Opp IU
 5 11 L 93-95 (OT)
 7 13 W 106-103
 13 NR W 88-79
 12 NR L 75-91

1971-72 • (6-1)
 12/6 Kansas
 12/11 Kentucky
 12/28 BYU
 1/22 at Ohio State
 2/8 Minnesota
 2/29 Michigan
 3/4 Ohio State

Opp IU
 14 NR W 59-56
 7 NR W 90-89 (2OT)
 8 7 W 61-50
 7 NR L 74-80
 19 NR W 61-42
 16 NR W 79-75
 14 NR W 65-57

1972-73 • (6-2)
 12/9 Kentucky
 12/28 Houston
 1/20 Minnesota
 2/17 at Minnesota
 3/15 vs. Marquette #
 3/17 vs. Kentucky #
 3/24 vs. UCLA ##
 3/26 vs. Providence ##

Opp IU
 8 NR W 64-58
 13 15 W 75-72
 6 16 W 83-71
 4 11 L 75-82
 5 6 W 75-69
 17 6 W 72-65
 1 6 L 59-70
 4 6 W 97-79

VS. RANKED OPPONENTS

1988-89 • (4-6)		Opp	IU		
11/23	vs. Syracuse	6	20	L	78-102
11/25	vs. North Carolina	6	20	L	92-106
12/3	vs. Louisville	13	NR	L	79-101
1/4	Ohio State	14	NR	W	75-65
1/23	at Michigan	6	19	W	71-70
1/28	at Illinois	1	16	L	65-75
1/30	Iowa	12	16	W	104-89
2/19	Michigan	13	9	W	76-75
3/5	Illinois	8	3	L	67-70
3/11	at Iowa	15	6	L	70-87

1989-90 • (2-7)		Opp	IU		
12/5	Notre Dame	19	14	W	81-72
1/8	Michigan	5	9	W	69-67
1/28	at Minnesota	21	12	L	89-108
2/4	at Illinois	11	22	L	65-70
2/8	at Michigan	7	25	L	71-79
2/19	at Purdue	12	NR	L	49-72
2/25	at Michigan State	15	25	L	66-72
3/1	Minnesota	17	NR	L	70-75
3/10	Illinois	20	NR	L	63-69

1990-91 • (3-4)		Opp	IU		
11/25	vs. Syracuse	13	8	L	74-77
12/1	vs. Louisville	25	10	W	75-52
12/18	Kentucky	18	6	W	87-84
1/21	Ohio State	4	3	L	85-93
1/26	Michigan State	22	3	W	97-63
2/17	at Ohio State	2	4	L	95-97
2/21	Iowa	24	3	L	79-80
3/21	vs. Kansas #	12	3	L	65-83

1991-92 • (5-4)		Opp	IU		
11/15	vs. UCLA	11	2	L	72-87
12/7	vs. Kentucky	14	9	L	74-76
12/21	at St. John's	10	14	W	82-77
1/14	Ohio State	4	5	W	91-83
1/21	Michigan	16	4	W	89-74
2/1	at Michigan State	13	4	L	60-76
2/19	Michigan State	14	7	W	103-73
2/23	at Ohio State	6	7	W	86-80
3/8	at Michigan	13	4	L	60-68

1992-93 • (13-3)		Opp	IU		
11/20	Tulane	17	4	W	103-80
11/25	vs. Florida State	7	4	W	81-78 (OT)
11/27	vs. Seton Hall	6	4	W	78-74
12/5	vs. Kansas	3	2	L	69-74
12/19	Cincinnati	19	4	W	79-64
1/3	vs. Kentucky	3	4	L	78-81
1/6	Iowa	8	5	W	75-67
1/12	at Michigan	2	6	W	76-75
1/19	at Purdue	13	2	W	75-65
1/24	Ohio State	24	2	W	96-69
2/6	at Iowa	9	1	W	73-66
2/14	Michigan	4	1	W	93-92
2/21	Purdue	14	1	W	93-78
3/21	vs. Xavier #	22	1	W	73-70
3/25	vs. Louisville #	15	1	W	82-69
3/27	vs. Kansas #	9	1	L	77-83

1993-94 • (5-4)		Opp	IU		
12/4	vs. Kentucky	1	11	W	96-84
12/22	at Kansas	6	12	L	83-86 (OT)
12/28	Western Kentucky	25	13	W	65-55
1/16	Michigan	10	11	W	82-72
1/18	at Purdue	12	8	L	76-83
1/26	Minnesota	16	12	W	78-66
2/8	at Michigan	11	12	L	67-91
2/19	Purdue	9	16	W	82-80
2/27	at Minnesota	20	12	L	56-106

1994-95 • (3-2)		Opp	IU		
12/7	vs. Kentucky	7	NR	L	70-73
12/17	Kansas	3	NR	W	80-61
1/11	Michigan State	11	NR	W	89-82
2/12	Purdue	25	NR	W	82-73
3/5	at Michigan State	10	NR	L	61-67

1995-96 • (3-6)		Opp	IU		
11/25	vs. Connecticut	6	23	L	52-86
12/2	vs. Kentucky	1	NR	L	82-89
12/16	Kansas	1	NR	L	83-91
1/13	at Illinois	21	NR	W	85-71
1/16	at Purdue	17	NR	L	69-74
1/23	Michigan	20	NR	W	99-83
1/27	at Penn State	22	NR	L	68-82
1/30	Iowa	16	NR	W	76-73
2/11	at Iowa	19	NR	L	50-76
2/14	Penn State	9	NR	W	72-54
2/25	Purdue	7	NR	L	72-74

1996-97 • (3-5)		Opp	IU		
11/29	vs. Duke	6	20	W	85-69
12/7	vs. Kentucky	6	8	L	65-99
1/8	Minnesota	11	15	L	91-96 ot
1/21	Michigan	13	21	W	72-70
2/4	at Iowa	25	24	L	67-75
2/16	at Michigan	14	NR	W	84-81 (OT)
3/1	at Minnesota	2	22	L	72-75
3/11	vs. Colorado #	24	NR	L	62-80

1997-98 • (2-7)		Opp	IU		
11/14	at Temple	24	17	L	53-59
12/6	vs. Kentucky	7	NR	L	72-75
12/31	Iowa	14	NR	L	76-89
1/6	Michigan	17	NR	W	80-62
1/18	Purdue	12	NR	W	94-88
1/28	at Michigan State	22	25	L	66-84
2/10	at Purdue	8	NR	L	89-94
2/22	at Michigan	22	NR	L	64-112
2/24	Illinois	23	NR	L	72-82

1998-99 • (5-6)		Opp	IU		
11/24	vs. Utah	18	17	W	71-70
11/25	vs. Syracuse	19	17	L	63-76
12/5	Temple	10	16	W	63-62
12/8	vs. Kentucky	5	11	L	61-70
1/16	at Purdue	12	23	W	87-76
1/24	Michigan State	11	18	L	59-73
1/26	at Minnesota	19	20	L	83-90 (OT)
2/3	Wisconsin	11	21	W	71-60
2/9	Purdue	21	17	L	81-86
2/17	Ohio State	11	19	L	67-69
2/27	Iowa	18	NR	W	88-81

1999-00 • (5-3)		Opp	IU		
11/26	vs. Temple	5	NR	W	67-59
12/4	vs. Kentucky	13	23	W	83-75
12/21	vs. North Carolina	6	20	W	82-73
1/11	at Michigan State	11	9	L	71-77
2/19	Ohio State	7	10	L	71-82
2/26	Michigan State	5	16	W	81-79
2/29	Purdue	20	14	W	79-65
3/10	vs. Illinois @	25	18	L	69-72

2000-01 • (6-5)		Opp	IU		
11/22	vs. Temple	25	NR	L	61-69
12/5	at Notre Dame	10	NR	W	86-78
12/16	Charlotte	24	NR	W	76-72
1/4	at Wisconsin	12	NR	L	46-49
1/7	Michigan State	1	NR	W	66-67
1/27	at Iowa	17	NR	L	59-58
2/17	Illinois	4	NR	L	61-67
2/20	at Michigan State	5	NR	L	57-66
2/24	Wisconsin	17	NR	W	85-55
3/9	vs. Wisconsin @	21	NR	W	64-52
3/10	vs. Illinois @	4	NR	W	58-56

VS. RANKED OPPONENTS

2001-02 • (7-4)	Opp IU				2009-10 • (0-7)	Opp IU			
12/8 vs. Ball State	15	NR	W	74-61	12/12 Kentucky	4	NR	L	73-90
12/22 vs. Kentucky	7	NR	L	52-66	2/4 Purdue	7	NR	L	75-78
12/29 vs. Butler	23	NR	L	64-66	2/10 Ohio State	16	NR	L	52-69
1/8 vs. Michigan State	25	NR	W	83-65	2/13 at Wisconsin	13	NR	L	55-83
1/13 at Iowa	13	NR	W	77-66	2/16 Michigan State	11	NR	L	58-72
1/26 vs. Illinois	9	NR	W	88-57	2/25 Wisconsin	19	NR	L	46-78
2/20 vs. Ohio State	19	23	W	63-57	3/3 at Purdue	6	NR	L	55-74
2/26 at Illinois	15	25	L	62-70					
3/21 vs. Duke #	1	NR	W	74-73	2010-11 • (2-7)	Opp IU			
3/30 vs. Oklahoma ##	3	NR	W	73-64	12/11 at Kentucky	17	NR	L	62-81
4/1 vs. Maryland ##	4	NR	L	52-64	12/31 Ohio State	2	NR	L	67-85
					1/20 at Wisconsin	18	NR	L	60-69
					1/27 Illinois	20	NR	W	52-49
2002-03 • (3-5)	Opp IU				2/2 Minnesota	18	NR	W	60-57
11/26 vs. Gonzaga	20	21	W	76-75	2/8 at Purdue	14	NR	L	53-67
12/3 vs. Maryland	9	10	W	80-74 (OT)	2/23 Purdue	8	NR	L	61-72
12/21 vs. Kentucky	18	6	L	64-70	2/27 at Ohio State	2	NR	L	61-82
1/18 Illinois	8	18	W	74-66	3/3 Wisconsin	10	NR	L	67-77
2/1 Louisville	8	NR	L	76-95					
2/25 at Illinois	18	NR	L	54-80	2011-12 • (4-6)	Opp IU			
3/15 vs. Illinois @	14	NR	L	72-73	12/10 Kentucky	1	NR	W	73-72
3/21 vs. Pittsburgh #	5	NR	L	52-74	12/28 at Michigan State	16	13	L	65-80
					12/31 Ohio State	2	13	W	74-70
2003-04 • (1-6)	Opp IU				1/5 Michigan	16	12	W	73-71
12/2 at Wake Forest	16	NR	L	67-100	1/15 at Ohio State	5	7	L	63-80
12/6 Missouri	4	NR	L	58-63	1/26 at Wisconsin	25	16	L	50-57
12/20 vs. Kentucky	1	NR	L	41-80	2/1 at Michigan	22	20	L	56-68
1/11 at Wisconsin	15	NR	L	45-79	2/28 Michigan State	5	18	W	70-55
1/27 vs. Purdue	21	NR	W	63-58	3/9 vs. Wisconsin @	14	16	L	71-79
3/6 Wisconsin	14	NR	L	52-70	3/23 vs. Kentucky #	1	16	L	90-102
3/12 vs. Illinois @	12	NR	L	59-71					
					2012-13 • (7-3)	Opp IU			
2004-05 • (1-6)	Opp IU				11/27 North Carolina	13	1	W	83-59
12/1 North Carolina	10	NR	L	63-70	1/12 Minnesota	8	5	W	88-81
12/4 at Connecticut	7	NR	L	69-74	1/27 Michigan State	13	7	W	75-70
12/11 vs. Kentucky	10	NR	L	58-73	2/2 Michigan	1	3	W	81-73
1/29 at Iowa	23	NR	L	57-72	2/10 at Ohio State	10	1	W	81-68
2/6 at Illinois	1	NR	L	47-60	2/19 at Michigan State	4	1	W	75-70
2/27 Michigan State	9	NR	W	78-74 (OT)	3/5 Ohio State	14	2	L	58-67
3/1 at Wisconsin	20	NR	L	60-62	3/10 at Michigan	7	2	W	72-71
					3/16 vs. Wisconsin @	18	3	L	56-68
2005-06 • (4-6)	Opp IU				3/28 vs. Syracuse #	16	3	L	61-50
11/30 Duke	1	23	L	67-75					
12/10 Kentucky	15	18	W	81-53	2013-14 • (4-6)	Opp IU			
1/7 Ohio State	18	16	W	81-79	11/22 Connecticut	18	NR	L	58-59
1/11 at Michigan State	14	9	L	73-87	12/3 at Syracuse	4	NR	L	52-69
1/17 Illinois	7	13	W	62-60	1/4 Michigan State	5	NR	L	56-73
2/4 Connecticut	1	24	L	80-88	1/14 Wisconsin	3	NR	W	75-72
2/11 Iowa	18	NR	L	67-70	1/21 at Michigan State	3	NR	L	66-71
2/19 Illinois	14	NR	L	58-70	2/2 Michigan	10	NR	W	63-52
2/26 Michigan State	18	NR	W	78-71	2/25 at Wisconsin	14	NR	L	58-69
2/7 Ohio State	7	NR	L	51-52	2/27 Iowa	20	NR	W	93-86
					3/2 Ohio State	22	NR	W	72-64
2006-07 • (2-3)	Opp IU				3/8 at Michigan	12	NR	L	80-84
11/28 at Duke	10	NR	L	51-54					
1/2 at Ohio State	6	NR	L	67-74	2014-15 • (4-4)	Opp IU			
1/7 Michigan State	24	NR	W	73-51	11/20 SMU	22	NR	W	74-68
1/11 Wisconsin	2	22	W	71-66	12/09 vs. Louisville	4	NR	L	94-74
3/17 UCLA	4	NR	L	49-54	12/20 vs. Butler	23	NR	W	82-73
					1/10 Ohio State	22	NR	W	69-66
2007-08 • (2-2)	Opp IU				1/22 Maryland	13	23	W	89-70
1/31 at Wisconsin	13	11	L	49-62	2/03 at Wisconsin	5	NR	L	92-78
2/16 Michigan State	10	13	W	80-61	2/11 at Maryland	19	NR	L	68-66
2/19 Purdue	15	14	W	77-68	3/13 vs. Maryland @	8	NR	L	69-75
3/2 at Michigan State	19	12	L	74-103	3/20 Wichita State #	14	NR	L	76-81
2008-09 • (0-8)	Opp IU				2015-16 • (5-3)	Opp IU			
11/24 Notre Dame +	8	NR	L	50-88	12/2 at Duke	5	NR	L	94-74
12/3 Wake Forest	15	NR	L	58-83	2/11 Iowa	4	NR	W	85-78
12/6 Gonzaga	5	NR	L	54-70	2/14 at Michigan State	8	NR	L	88-69
1/25 Minnesota	21	NR	L	63-67	2/20 Purdue	16	21	W	77-73
2/7 at Michigan State	13	NR	L	47-75	3/1 at Iowa	15	11	W	81-78
2/15 Illinois	22	NR	L	52-65	3/6 Maryland	12	11	W	80-62
2/21 at Purdue	19	NR	L	67-81	3/19 vs. Kentucky #	10	14	W	73-67
3/3 Michigan State	8	NR	L	59-64	3/25 vs. North Carolina #	3	14	L	101-86

VS. RANKED OPPONENTS

2016-17 • (2-6)

	Opp	IU			
11/11	vs. Kansas	3	11	W	103-99
11/30	North Carolina	3	13	W	76-67
12/17	vs. Butler	18	9	L	78-83
12/31	vs. Louisville	6	16	L	62-77
1/3	Wisconsin	13	25	L	68-75
2/5	at Wisconsin	10	NR	L	60-65
2/9	Purdue	16	NR	L	64-69
2/28	at Purdue	16	NR	L	75-86

2017-18 • (1-7)

	Opp	IU			
11/15	at Seton Hall	22	NR	L	68-84
11/29	Duke	1	NR	L	81-91
12/16	vs. Notre Dame	18	NR	W	80-77
1/19	at Michigan State	9	NR	L	57-85
1/28	Purdue	3	NR	L	67-74
1/30	at Ohio State	17	NR	L	56-71
2/3	Michigan State	5	NR	L	60-63
2/23	Ohio State	16	NR	L	80-82

2018-19 • (4-6)

	Opp	IU			
11/14	Marquette	24	NR	W	96-73
11/27	at Duke	3	NR	L	69-90
1/6	at Michigan	2	21	L	63-74
1/25	Michigan	6	NR	L	46-69
2/2	at Michigan State	6	NR	W	79-75
2/7	Iowa	20	NR	L	72-77
2/19	Purdue	15	NR	L	46-48
2/22	at Iowa	20	NR	L	70-76
2/26	Wisconsin	19	NR	W	75-73
3/2	Michigan State	6	NR	W	63-62

2019-20 • (5-4)

	Opp	IU			
12/3	Florida State	17	NR	W	80-64
1/4	at Maryland	15	NR	L	59-75
1/11	Ohio State	11	NR	W	66-54
1/23	Michigan State	11	NR	W	67-63
1/26	Maryland	17	NR	L	76-77
1/29	at Penn State	24	NR	L	49-64
2/13	Iowa	21	NR	W	89-77
2/23	Penn State	9	NR	W	68-60
3/7	Wisconsin	24	NR	L	56-60

2020-21 • (2-8)

	Opp	IU			
12/1	Texas+	17	NR	L	44-66
12/9	at Florida State	20	NR	L	67-69
12/26	at Illinois	18	NR	L	60-69
1/7	at Wisconsin	8	NR	L	73-80
1/21	at Iowa	4	NR	W	81-69
2/2	Illinois	12	NR	L	71-75
2/6	Iowa	8	NR	W	67-65
2/13	at Ohio State	4	NR	L	59-78
2/27	Wisconsin	3	NR	L	57-73
3/6	at Purdue	23	NR	L	58-67

2021-22 • (3-8)

	Opp	IU			
12/8	at Wisconsin	22	NR	L	59-64
1/6	Ohio State	13	NR	W	67-51
1/20	Purdue	4	NR	W	68-65
2/5	Illinois	18	NR	L	57-74
2/12	at Michigan State	17	NR	L	61-76
2/15	Wisconsin	15	NR	L	69-74
2/21	at Ohio State	22	NR	L	69-80
3/5	at Purdue	8	NR	L	67-69
3/11	vs. Illinois @	16	NR	W	63-65
3/12	vs. Iowa @	24	NR	L	77-80
3/17	vs. Saint Mary's #	17	NR	L	53-82

2022-23 • (5-3)

	Opp	IU			
11/30	North Carolina	18	10	W	77-65
12/10	vs. Arizona	10	14	L	75-89
12/17	at Kansas	8	14	L	62-84
1/14	Wisconsin	18	NR	W	63-45
2/4	Purdue	1	21	W	79-74
2/7	Rutgers	24	18	W	66-60
2/25	at Purdue	5	17	W	79-71
3/19	vs. Miami (Fla.) #	16	21	L	69-85

Key

NCAA Tournament Game
 ## NCAA Final Four
 + Maui Classic
 \$ Game Forfeited to Indiana
 % NIT Tournament
 @ Big Ten Tournament

TEAM RECORDS BY DECADE

1901-1909

	Overall		Big Ten		Pos.	Captain(s)
	W	L	W	L		
1901	1	4	-	-		Ernest Strange
1902	4	4	-	-		Phelps Darby
1903	8	4	-	-		Harry Ayre
1904	5	4	-	-		Leslie Maxwell
1905	5	12	-	-		Earl Taber
1906	7	9	2	2	3rd	
1907	9	5	0	0	8th	Everett Sanders
1908	9	6	2	4	6th	Ed Cook
1909	5	9	2	6	6th	Arthur Berndt
Total	53	57	6	12		

1910-1919

	Overall		Big Ten		Pos.	Captain(s)
	W	L	W	L		
1910	5	8	3	7	7th	Dean Barnhart
1911	11	5	5	5	7th	Homer Hipskind
1912	6	11	1	9	6th	Merrill Davis
1913	5	11	0	10	9th	H.J. Freeland
1914	2	12	1	11	9th	Frank Whitaker
1915	4	9	1	9	9th	Frank Whitaker
1916	6	7	3	5	5th	Allan Maxwell
1917	13	6	3	5	5th	S. Buschmann
1918	10	4	3	3	6th	Phillip Bowser
1919	10	7	4	6	6th	Ardith Phillips
Total	72	80	24	70		

1920-1929

	Overall		Big Ten		Pos.	Captain(s)
	W	L	W	L		
1920	13	8	6	4	4th	Arlo Byrum
1921	15	6	6	5	T6	Everett Dean
1922	10	10	3	7	9th	Eugene Thomas
1923	8	7	5	7	7th	Wilfred Bahr
1924	11	6	7	5	T6	
1925	12	5	8	4	T2	Paul Parker
1926	12	5	8	4	T1	Palmer Sponsler
1927	13	4	9	3	2nd	Julius Krueger
1928	15	2	10	2	T1	Robert Correll
1929	7	10	4	8	8th	Dale Wells
Total	116	63	66	49		

1930-1939

	Overall		Big Ten		Pos.	Captain(s)
	W	L	W	L		
1930	8	9	7	5	T4	Br. McCracken
1931	9	8	5	7	6th	
1932	8	10	4	8	7th	
1933	10	8	6	6	T6	Glendon Hodson
1934	13	7	6	6	T5	Woodrow Weir
1935	14	6	8	4	T4	Willard Kehrt, Robert Porter
1936	18	2	11	1	T1	Lester Stout, Wendell Walker
1937	13	7	6	6	T6	Ken Gunning, Vernon Huffman
1938	10	10	4	8	8th	Joseph Platt
1939	17	3	9	3	2nd	Ernest Andres
Total	120	72	66	54		

1940-1949

	Overall		Big Ten		Pos.	Captain(s)
	W	L	W	L		
1940	20	3	9	3	2nd	Marvin Huffman
1941	17	3	10	2	2nd	
1942	15	6	10	5	T2	Andy Zimmer
1943	18	2	11	2	2nd	Irvin Swanson
1944	7	15	2	10	T8	Paul Shields
1945	10	11	3	9	9th	Al Kralovansky
1946	18	3	9	3	2nd	D. Whittenbraker
1947	12	8	8	4	2nd	Ralph Hamilton
1948	8	12	3	9	T8	Ward Williams
1949	14	8	6	6	T4	Don Ritter
Total	139	71	71	53		

1950-1959

	Overall		Big Ten		Pos.	Captain(s)
	W	L	W	L		
1950	17	5	7	5	T3	Lou Watson
1951	19	3	12	2	2nd	Bill Tosheff
1952	16	6	9	5	4th	Bob Masters
1953	23	3	17	1	1st	Bob Leonard
1954	20	4	12	2	1st	Bob Leonard
1955	8	14	5	9	T6	Don Schlundt
1956	13	9	6	8	T6	Wally Choice
1957	14	8	10	4	T1	Charles Hodson
1958	13	11	10	4	1st	Pete Obremsky
1959	11	11	7	7	T5	Gene Flowers
Total	154	74	95	47		

1960-1969

	Overall		Big Ten		Pos.	Captain(s)
	W	L	W	L		
1960	20	4	11	3	2nd	Frank Radovich
1961	15	9	8	6	T4	Gary Long
1962	14	9	7	7	4th	Charley Hall
1963	13	11	9	5	3rd	Tom Bolyard
1964	9	15	5	9	8th	Jon McGlocklin
1965	19	5	9	5	4th	Jon McGlocklin, Al Harden
1966	8	16	4	10	T9	Gary Grieger
1967	18	8	10	4	T1	Jack Johnson
1968	10	14	4	10	T9	Butch Joyner
1969	9	15	4	10	10th	Bill DeHeer
Total	135	106	71	69		

1970-1979

	Overall		Big Ten		Pos.	Captain(s)
	W	L	W	L		
1970	7	17	3	11	10th	Rick Atkinson
1971	17	7	9	5	4th	Jim Harris
1972	17	8	9	5	T3	Joby Wright
1973	22	6	11	3	1st	John Ritter
1974	23	5	12	2	T1	Steve Green, Quinn Buckner
1975	31	1	18	0	1st	Steve Green, John Laskowski
1976	32	0	18	0	1st	Quinn Buckner
1977	16	11	11	7	5th	Kent Benson
1978	21	8	12	6	2nd	Wayne Radford, Jim Wisman
1979	22	12	10	8	5th	Mike Woodson
Total	208	75	113	47		

TEAM RECORDS BY DECADE

	1980-1989					
	Overall		Big Ten		Pos.	Captain(s)
	W	L	W	L		
1980	21	8	13	5	1st	Mike Woodson, Butch Carter
1981	26	9	14	4	1st	Ray Tolbert, Glen Grunwald
1982	19	10	12	6	T2	Landon Turner
1983	24	6	13	5	1st	Ted Kitchel, Randy Wittman
1984	22	9	13	5	3rd	Dan Dakich
1985	19	14	7	11	7th	Dan Dakich
1986	21	8	13	5	2nd	Steve Alford, Winston Morgan, Stew Robinson
1987	30	4	15	3	T1	Steve Alford, Todd Meier, Daryl Thomas
1988	19	10	11	7	5th	Steve Eyl, Dean Garrett, Keith Smart
1989	27	8	15	3	1st	Joe Hillman
Total	228	86	126	54		

	1990-1999					
	Overall		Big Ten		Pos.	Captain(s)
	W	L	W	L		
1990	18	11	8	10	7th	Jeff Oliphant
1991	29	5	15	3	T1	Lyndon Jones
1992	27	7	14	4	2nd	Eric Anderson, Jamal Meeks
1993	31	4	17	1	1st	Calbert Cheaney, Greg Graham, Matt Nover
1994	21	9	12	6	3rd	Chris Reynolds, Damon Bailey, Pat Graham, Todd Leary
1995	19	12	11	7	T3	Alan Henderson, Pat Knight
1996	19	12	12	6	T2	Brian Evans, Todd Lindeman
1997	22	11	9	9	T6	Game Captains
1998	20	12	9	7	T5	Game Captains
1999	23	11	9	7	T3	A.J. Guyton
Total	229	94	116	60		

	2000-2009					
	Overall		Big Ten		Pos.	Captain(s)
	W	L	W	L		
2000	20	9	10	6	5th	Michael Lewis, A.J. Guyton
2001	21	13	10	6	4th	Dane Fife, Kirk Haston, Jarrad Odle
2002	25	12	11	5	T1st	Dane Fife, Jarrad Odle
2003	21	13	8	8	6th	Tom Coverdale, Kyle Hornsby, Jeff Newton
2004	14	15	7	9	T9th	A.J. Moye, George Leach
2005	15	14	10	6	T4th	
2006	19	12	9	7	T4th	

2007	21	11	10	6	T3rd	
2008	25	8	14	4	3rd	D.J. White, Lance Stemler
2009	6	25	1	17	11th	Kyle Taber
Total	187	132	90	74		


	2010-2019					
	Overall		Big Ten		Pos.	Captain(s)
	W	L	W	L		
2010	10	21	4	14	9th	
2011	12	20	3	15	11th	
2012	27	9	11	7	5th	
2013	29	7	14	4	1st	
2014	17	15	7	11	9th	
2015	20	14	9	9	T7th	
2016	27	8	15	3	1st	
2017	18	16	7	11	T10th	
2018	16	15	9	9	T6th	Rob Johnson, Collin Hartman, Zach McRoberts
2019	19	16	8	12	T8th	Juwan Morgan
Total	195	141	87	95		

	2020-					
	Overall		Big Ten		Pos.	Captain(s)
	W	L	W	L		
2020	20	12	9	11	10th	Devonte Green, Aljami Durham
2021	12	15	7	12	10th	Rob Phinisee, Aljami Durham, Race Thompson, Joey Brunk
2022	21	14	9	11	9th	Rob Phinisee, Race Thompson, T. Jackson-Davis
2023	23	12	12	8	3rd	Race Thompson, T. Jackson-Davis
Total	76	53	37	42		

Overall Record: 1,912-1,104 (.634)
Big Ten Record: 948-726 (.566)

The year represents the year a season ended
 (i.e. 2012 is the 2011-12 season)

1940 NCAA CHAMPIONS



Front Row (L to R): Jim Gridley, Herm Schaefer, Bob Dro, Marv Huffman, Jay McCreary, Paul (Curly) Armstrong and Ralph Dorsey.
Second Row: Head Coach Branch McCracken, Chet Francis, Bill Menke, Andy Zimmer, Bob Menke, Ralph Graham.
Not Pictured: Bill Torphy, Thomas Motter, William Frey

INDIANA 60, KANSAS 42

INDIANA

Player	FG	FT	TP
Herm Schaefer	4	1	9
Paul Armstrong	4	2	10
Bill Menke	2	1	5
Marv Huffman	5	2	12
Bob Dro	3	1	7
Jay McCreary	6	0	12
Jim Gridley	0	0	0
Bob Menke	0	0	0
Andy Zimmer	2	1	5
Ralph Dorsey	0	0	0
Chet Francis	0	0	0
TOTALS	26	8	60

KANSAS

Player	FG	FT	PT
Don Ebling	1	2	4
Howard Engleman	5	2	12
Bob Allen	5	3	13
Ralph Miller	0	2	2
Dick Harp	2	1	5
T.P. Hunter	0	1	1
William Hogben	2	0	4
John Kline	0	0	0
Bruce Voran	0	1	1
Jack Sands	0	0	0
Bob Johnson	0	0	0
TOTALS	15	12	42

	1st	2nd	Final
Indiana	32	28	60
Kansas	19	23	42

Attendance: 10,000

Venue: Municipal Auditorium (Kansas City, Mo.)

1939-40

NATIONAL CHAMPIONS

HEAD COACH: BRANCH MCCRACKEN

20-3/9-3

D.9	Wabash	W	37-24
D.11	Xavier	W	58-24
D.15	at Nebraska	W	49-39
D.18	Pittsburgh	W	51-35
D.23	at Butler	W	40-33
D.27	at Duquesne	W	51-49
D.28	at Villanova	W	45-33
J.6	Illinois	W	38-36
J.8	Iowa	W	45-30
J.13	at Minnesota	L	44-46
J.15	at Wisconsin	W	40-34
F.3	at DePaul	W	51-30
F.10	Purdue	W	46-39
F.12	Michigan	W	57-30
F.17	at Northwestern	L	36-40
F.19	at Iowa	W	46-42
F.24	Chicago	W	38-34
F.26	at Ohio State	L	26-44
M.2	at Purdue	W	51-45
M.4	Ohio State	W	52-31
<i>NCAA Tournament (Indianapolis, Ind.)</i>			
M.22	Springfield	W	48-24
M.23	Duquesne	W	39-30
<i>NCAA Championship (Kansas City, Mo.)</i>			
M.30	Kansas	W	60-42

1953 NCAA CHAMPIONS



Front Row (L-R): Bob Leonard, Charley Kraak, Don Schlundt, Dick Farley and Burke Scott.

Second Row: Manager Ron Fifer, Dick White, Jim DeaKyne, Head Coach Branch McCracken, Paul Poff, Phil Byers and assistant coach Ernie Andres.

Third Row: Ron Taylor, Jim Schooley, Goethe Chambers, Jack Wright.

INDIANA 69, KANSAS 68

INDIANA

Player	FG	FGA	FT	FTA	REB	TP
Charley Kraak	5	8	7	10	13	17
Dick Farley	1	8	0	0	4	2
Don Schlundt	11	26	8	12	10	30
Bob Leonard	5	15	2	4	2	12
Burke Scott	2	4	2	3	1	6
Jim DeaKyne	0	0	0	0	0	0
Dick White	1	5	0	0	3	2
Phil Byers	0	2	0	0	0	0
Paul Poff	0	1	0	0	0	0
TOTALS	25	69	19	29	33	69

KANSAS

Player	FG	FGA	FT	FTA	REB	TP
Harold Patterson	1	3	7	8	4	9
Allen Kelley	7	20	6	8	6	20
B. H. Born	8	27	10	13	15	26
Dean Kelley	3	4	2	4	0	8
Gil Reich	2	9	0	0	4	4
Larry Davenport	0	1	0	0	0	0
Dean Smith	0	0	1	1	0	1
Jerry Alberts	0	1	0	0	0	0
TOTALS	21	65	26	34	29	68

	1st	2nd	Final
Indiana	41	28	69
Kansas	41	27	68

Attendance: 10,000

Venue: Municipal Auditorium (Kansas City, Mo.)

1952-53

23-3/17-1


NATIONAL CHAMPIONS • BIG TEN CHAMPIONS HEAD COACH: BRANCH MCCRACKEN

D.1	Valparaiso	W	95-56
D.6	at Notre Dame	L	70-71
D.13	at Kansas State	L	80-82
D.20	Michigan	W	88-60
D.22	at Iowa	W	91-72
J.3	at Michigan	W	91-88
J.5	at Michigan State	W	69-62
J.10	Minnesota (#19)	W	66-63
J.12	at Ohio State	W	88-68
J.17	Illinois (2OT) (#4)	W	74-70
J.19	at Purdue	W	88-75
F.2	Butler	W	105-70
F.7	at Northwestern	W	88-84
F.9	Wisconsin	W	66-48
F.14	Michigan State	W	65-50
F.16	at Wisconsin	W	72-70
F.21	Ohio State	W	81-67
F.23	Purdue	W	113-78
F.28	at Illinois (#10)	W	91-79
M.2	Northwestern (OT)	W	90-88
M.7	at Minnesota	L	63-65
M.9	Iowa	W	68-61

NCAA Tournament (Chicago, Ill.)

M.13	DePaul	W	82-80
M.14	Notre Dame (#17)	W	79-66
<i>NCAA Final Four (Kansas City, Mo.)</i>			
M.17	Louisiana State (#7)	W	80-67
M.18	Kansas (#5)	W	69-68

1976 NCAA CHAMPIONS



Front Row (L-R): Bobby Wilkerson, Jim Crews, Scott May, Quinn Buckner, Tom Abernethy and Kent Benson.
Second Row: Tim Walker, Rich Valavicius, Mark Haymore, Scott Eells, Wayne Radford, Bob Bender and Chuck Swenson.
Third Row: Head Coach Bob Knight, Harold Andreas, Jim Roberson, Jim Wisman, Bob Donewald, Bob Weltlich.

INDIANA 86, MICHIGAN 78

INDIANA

Player	FG	FGA	FT	FTA	REB	TP
Scott May	10	17	6	6	8	26
Tom Abernethy	4	8	3	3	4	11
Kent Benson	11	20	3	5	9	25
Quinn Buckner	5	10	6	9	8	16
Bobby Wilkerson	0	1	0	0	0	0
Wayne Radford	0	1	0	0	1	0
Jim Crews	0	1	2	2	1	2
Jim Wisman	0	1	2	3	1	2
Rich Valavicius	1	1	0	0	0	2
Mark Haymore	1	1	0	0	1	2
Bob Bender	0	0	0	0	0	0
TOTALS	32	61	22	28	36	86

MICHIGAN

Player	FG	FGA	FT	FTA	REB	TP
Wayman Britt	5	6	1	1	3	11
John Robinson	4	8	0	1	6	8
Phil Hubbard	4	8	2	2	11	10
Rickey Green	7	16	4	5	6	18
Steve Grote	4	9	4	6	1	12
Tom Bergen	0	1	0	0	0	0
Tom Staton	2	5	3	4	2	7
Dowe Baxter	0	2	0	0	0	0
Joel Thompson	0	0	0	0	0	0
Allan Hardy	1	2	0	0	2	2
TOTALS	27	57	14	19	34	68

	1st	2nd	Final
Indiana	29	57*	86
Michigan	35	33	68

Attendance: 17,540

Venue: Spectrum (Philadelphia, Pa.)

* Final game record, for either half

1975-76

32-0/18-0

NATIONAL CHAMPIONS • BIG TEN CHAMPIONS

HEAD COACH: BOB KNIGHT

N.29	UCLA# (#2)	W	84-64
D.8	Florida State^	W	83-59
D.11	Notre Dame (#8)	W	63-60
D.15	Kentucky& (OT) (#14)	W	77-68
D.19	Georgia%	W	93-56
D.20	Virginia Tech%	W	101-74
D.26	Columbia*	W	106-63
D.27	Manhattan*	W	97-61
D.28	St. John's* (#17)	W	76-69
J.3	at Ohio State	W	66-64
J.5	Northwestern	W	78-61
J.10	at Michigan (#19)	W	80-74
J.12	at Michigan State	W	69-57
J.17	at Illinois	W	83-55
J.19	Purdue	W	71-67
J.24	at Minnesota	W	85-76
J.26	at Iowa	W	88-73
J.31	Wisconsin	W	114-61
F.7	Michigan (OT)	W	72-67
F.9	Michigan State	W	85-70
F.14	Illinois	W	58-48
F.16	at Purdue	W	74-71
F.21	Minnesota	W	76-64
F.23	Iowa	W	101-81
F.26	at Wisconsin	W	96-67
M.1	at Northwestern	W	76-63
M.6	Ohio State	W	96-67
NCAA Tournament (South Bend, Ind.)			
M.13	St. John's (#17)	W	90-70
NCAA Tournament (Baton Rouge, La.)			
M.18	Alabama (#6)	W	74-69
M.20	Marquette (#2)	W	65-56
NCAA Final Four (Philadelphia, Pa.)			
M.27	UCLA (#5)	W	65-51
M.29	Michigan (#9)	W	86-68

- St. Louis, Mo.

^ - Market Square Arena (Indianapolis)

& - Freedom Hall (Louisville)

% - Indiana Classic (Bloomington)

* - Holiday Festival (New York)

1981 NCAA CHAMPIONS



Front Row (L-R): Steve Skoronski, Eric Kirchner, Ray Tolbert, Glen Grunwald, Steve Risley and Phil Isenbarger.

Second Row: Gerry Gimelstob, Jene Davis, Chuck Franz, Randy Wittman, Isiah Thomas, Ted Kitchel, Jim Crews and Bob Young.

Third Row: Brad Bomba, Head Coach Bob Knight, Landon Turner, Mike LaFave, Steve Bouchie, Tony Brown, Jim Thomas, Steve Downing.

INDIANA 63, NORTH CAROLINA 50

INDIANA

Player	FG	FGA	FT	FTA	REB	TP
Ted Kitchel	0	1	0	0	0	0
Landon Turner	5	8	2	2	6	12
Ray Tolbert	1	4	3	6	11	5
Isiah Thomas	8	17	7	8	2	23
Randy Wittman	7	13	2	2	4	16
Steve Risley	1	1	3	4	4	5
Jim Thomas	1	4	0	0	4	2
TOTALS	23	48	17	22	33	63

NORTH CAROLINA

Player	FG	FGA	FT	FTA	REB	TP
Al Wood	6	13	6	9	6	18
James Worthy	3	11	1	2	6	7
Sam Perkins	5	8	1	2	8	11
Mike Pepper	2	5	2	2	1	6
Jimmy Black	3	4	0	0	2	6
Pete Budko	0	1	0	0	1	0
Matt Doherty	1	2	0	1	4	2
Jim Braddock	0	2	0	0	0	0
Chris Brust	0	0	0	0	0	0
Eric Kenny	0	1	0	0	1	0
TOTALS	20	47	10	16	29	50

1st 2nd Final

Indiana	27	36	63
North Carolina	26	24	50

Attendance: 18,276

Venue: Spectrum (Philadelphia, Pa.)

1980-81

26-9/14-4 NATIONAL CHAMPIONS • BIG TEN CHAMPIONS


HEAD COACH: BOB KNIGHT

N.29	Ball State	W	75-69
D.1	Murray State	W	59-41
D.6	Kentucky (#2)	L	66-68
D.9	at Notre Dame (#9)	L	64-68
D.12	California#	W	94-58
D.13	Baylor#	W	83-47
D.15	Oral Roberts^	W	65-56
D.20	at North Carolina (#8)	L	56-65
D.23	at Kansas State	W	51-44
D.28	Rutgers&	W	55-50
D.29	Clemson&	L	57-58
D.30	Pan American&	L	60-66
J.8	Michigan State	W	55-43
J.10	Illinois (#12)	W	78-61
J.15	at Michigan (OT) (#9)	L	52-55
J.18	at Ohio State	W	67-60
J.22	Iowa (#14)	L	53-56
J.24	at Northwestern	W	93-56
J.29	at Minnesota (OT) (#19)	W	56-53
J.31	Purdue	W	69-61
F.5	Wisconsin	W	89-64
F.7	at Purdue	L	66-68
F.12	Northwestern	W	86-52
F.14	at Wisconsin	W	59-52
F.19	at Iowa (#12)	L	65-78
F.21	Minnesota	W	74-63
F.26	Ohio State	W	74-58
F.28	Michigan	W	98-83
M.5	at Illinois (#16)	W	69-66
M.7	at Michigan State	W	69-48
<i>NCAA Tournament (Dayton, Ohio)</i>			
M.14	Maryland (#18)	W	99-64
<i>NCAA Tournament (Bloomington, Ind.)</i>			
M.20	UAB	W	87-72
M.22	St. Joseph's	W	78-46
<i>NCAA Final Four (Philadelphia, Pa.)</i>			
M.28	Louisiana State (#4)	W	67-49
M.30	North Carolina (#6)	W	63-50

Indiana Classic (Bloomington)

^ Market Square Arena (Indianapolis)
& Rainbow Classic (Honolulu)

1987 NCAA CHAMPIONS



Front Row (L-R): Todd Jadlow, Keith Smart, Todd Meier, Steve Alford, Darryl Thomas, Dean Garrett, Kreigh Smith, Joe Hillman.
Second Row: Tony Freeman, Dave Minor, Jeff Oliphant, Brian Sloan, Steve Eyl, Magnus Pelkowski, Rick Calloway.
Third Row: Tim Garl, Ron Felling, Joby Wright, Head Coach Bob Knight, Kohn Smith, Royce Waltman, Dr. Brad Bomba.
Fourth Row: Julio Salazar, Mike McGlothlin, Bill Himebrook, Mury Bartow, Dan Dakich

INDIANA 74, SYRACUSE 73

INDIANA

Player	FG	3FG	FT	REB.	TP
Rick Calloway	0-3	0-0	0-0	2	0
Darryl Thomas	8-18	0-0	4-7	7	20
Dean Garrett	5-10	0-0	0-0	10	10
Steve Alford	8-15	7-10	0-0	3	23
Keith Smart	9-15	0-1	3-4	5	21
Steve Eyl	0-0	0-0	0-0	1	0
Joe Hillman	0-1	0-0	0-0	2	0
Todd Meier	0-0	0-0	0-1	1	0
Kreigh Smith	0-0	0-0	0-0	0	0
TOTALS	30-62	7-11	7-12	35	74

SYRACUSE

Player	FG	3FG	FT	REB.	TP
Howard Triche	3-9	0-0	2-4	1	8
Derek Brower	3-3	0-0	1-3	1	7
Rony Seikaly	7-13	0-0	4-6	10	18
Greg Monroe	5-11	2-8	0-1	2	12
Sherman Douglas	8-15	2-2	2-2	2	20
Derrick Coleman	3-7	0-0	2-4	19	8
Stephen Thompson	0-2	0-0	0-0	3	0
TOTALS	29-60	4-10	11-20	38	73

	1st	2nd	Final
Indiana	34	40	74
Syracuse	33	40	73

Attendance: 64,959

Venue: Louisiana Superdome (New Orleans, La.)

1986-87

NATIONAL CHAMPIONS • BIG TEN CO-CHAMPIONS

HEAD COACH: BOB KNIGHT

N.29	Montana State	W	90-55
D.2	at Notre Dame	W	67-62
D.6	Kentucky (#13)	W	71-66
D.9	at Vanderbilt	L	75-79
D.12	UNC-Wilmington#	W	73-72
D.13	East Carolina#	W	96-68
D.20	Morehead State	W	84-62
D.23	Louisville	W	67-58
D.26	Princeton^	W	83-54
D.27	Illinois State^	W	82-58
J.4	at Ohio State	W	92-80
J.8	at Michigan State	W	79-60
J.12	at Michigan	W	85-84
J.15	Wisconsin	W	103-65
J.17	Northwestern	W	95-43
J.22	at Iowa (#1)	L	88-101
J.24	at Minnesota	W	77-53
J.28	Illinois (#12)	W	69-66
J.31	Purdue (#4)	W	88-77
F.4	Michigan State	W	84-80
F.8	Michigan	W	83-67
F.11	at Northwestern	W	77-75
F.16	at Wisconsin (3OT)	W	86-85
F.19	Minnesota	W	72-70
F.21	Iowa (#7)	W	84-75
F.26	at Purdue (#6)	L	64-75
M.1	at Illinois (#14)	L	67-69
M.7	Ohio State	W	90-81
<i>NCAA Tournament (Indianapolis, Ind.)</i>			
M.12	Fairfield	W	92-58
M.14	Auburn	W	107-90
<i>NCAA Tournament (Cincinnati, Ohio)</i>			
M.20	Duke (#17)	W	88-82
M.22	Louisiana State	W	77-76
<i>NCAA Final Four (New Orleans, La.)</i>			
M.28	UNLV (#1)	W	97-93
M.30	Syracuse (#10)	W	74-73
# Indiana Classic (Bloomington)			
^ Hoosier Classic (Indianapolis)			

NCAA TOURNAMENT RESULTS

1940 – NCAA CHAMPION

Eastern Reg., Indianapolis, Ind.	IU	Opp
Mar. 20 Springfield	48	24
Mar. 21 Duquesne	39	30
NCAA Championship, Kansas City, Mo.		
Mar. 30 Kansas	60	42

1953 – NCAA CHAMPION

East Reg., Chicago, Ill.	IU	Opp
Mar. 13 DePaul	92	80
Mar. 14 Notre Dame	79	66
NCAA Final Four, Kansas City, Mo.		
Mar. 17 LSU	80	67
Mar. 18 Kansas	69	68

1954

East Reg. Semifinals, Iowa City, Iowa	IU	Opp
Mar. 12 Notre Dame	64	65
Mar. 13 LSU (Cons.)	73	62

1958

Mideast Reg. Semifinals, Lexington, Ky.	IU	Opp
Mar. 14 Notre Dame	94	87
Mar. 15 Miami (Ohio) (Cons.)	98	91

1967

Mideast Reg. Semifinals, Evanston, Ill.	IU	Opp
Mar. 17 Virginia Tech	70	79
Mar. 18 Tennessee (Cons.)	51	44

1973 – NCAA FINAL FOUR

Mideast Reg., Nashville, Tenn.	IU	Opp
Mar. 15 Marquette	75	69
Mar. 17 Kentucky	72	65
NCAA Final Four, St. Louis, Mo.		
Mar. 24 UCLA	59	70
Mar. 25 Providence (Cons.)	97	79

1975

Mideast Reg. 1st Round, Lexington, Ky.	IU	Opp
Mar. 15 UTEP	78	53
Mideast Reg., Dayton, Ohio		
Mar. 20 Oregon State	81	71
Mar. 22 Kentucky	90	92

1976 – NCAA CHAMPION

Mideast 1st Round, South Bend, Ind.	IU	Opp
Mar. 13 St. John's	90	70
Mideast Reg., Baton Rouge, La.		
Mar. 18 Alabama	74	69
Mar. 20 Marquette	65	56
NCAA Final Four Philadelphia, Pa.		
Mar. 27 UCLA	65	51
Mar. 29 Michigan	86	68

1978

East Reg. 1st Round, Charlotte, N.C.	IU	Opp
Mar. 12 Furman	63	62
East Reg. Semifinals, Providence, R.I.		
Mar. 17 Villanova	60	61

1980 – NO. 2 SEED

Mideast 2nd Rd., Bowling Green, Ky.	IU	Opp
Mar. 9 No. 7 Virginia Tech	63	62
Mideast Semifinal, Lexington, Ky.		
Mar. 13 No. 6 Purdue	69	76

1981 – NCAA CHAMPION – NO. 3 SEED

Mideast 2nd Round, Dayton, Ohio	IU	Opp
Mar. 14 No. 6 Maryland	99	64
Mideast Reg., Bloomington, Ind.		
Mar. 20 No. 7 UAB	87	72
Mar. 22 No. 9 St. Joseph's	78	46
NCAA Final Four Philadelphia, Pa.		
Mar. 28 No. 1 LSU	67	49
Mar. 30 No. 2 North Carolina	63	50

1982 – NO. 5 SEED

Mideast 1st/2nd Rounds, Nashville, Tenn.	IU	Opp
Mar. 11 No. 12 Robert Morris	94	62
Mar. 13 No. 4 UAB	70	80

1983 – NO. 2 SEED

Mideast 2nd Round, Evansville, Ind.	IU	Opp
Mar. 20 No. 7 Oklahoma	63	49
Mideast Reg. Semifinal, Knoxville, Tenn.		
Mar. 24 No. 3 Kentucky	59	64

1984 – NO. 4 SEED

East 2nd Round, Charlotte, N.C.	IU	Opp
Mar. 17 No. 12 Richmond	75	67
East Reg., Atlanta, Ga.		
Mar. 22 No. 1 North Carolina	72	68
Mar. 24 No. 7 Virginia	48	50

1986 – NO. 3 SEED

East 1st Round, Syracuse, N.Y.		
Mar. 14 No. 14 Cleveland State	79	83

1987 – NCAA CHAMPIONS – NO. 1 SEED

Midwest 1st/2nd Rounds, Indianapolis, Ind.	IU	Opp
Mar. 12 No. 16 Fairfield	92	58
Mar. 14 No. 8 Auburn	107	90
Midwest Reg., Cincinnati, Ohio		
Mar. 20 No. 5 Duke	88	82
Mar. 22 No. 10 LSU	77	76
NCAA Final Four New Orleans, La.		
Mar. 28 No. 1 UNLV	97	93
Mar. 30 No. 2 Syracuse	74	73

1988 – NO. 4 SEED

East 1st Round, Hartford, Conn.	IU	Opp
Mar. 18 No. 13 Richmond	69	72

1989 – NO. 2 SEED

West 1st/2nd Rounds, Tucson, Ariz.	IU	Opp
Mar. 17 No. 15 George Mason	99	85
Mar. 19 No. 7 UTEP	92	69
West Reg., Denver, Colo.		
Mar. 23 No. 3 Seton Hall	65	78

1990 – NO. 8 SEED

East 1st Round, Hartford, Conn.	IU	Opp
Mar. 15 No. 9 California	63	65

1991 – NO. 2 SEED

Southeast 1st/2nd Rounds, Louisville, Ky.	IU	Opp
Mar. 14 No. 15 Coastal Carolina	79	69
Mar. 16 No. 7 Florida State	82	60
Southeast Reg., Charlotte, N.C.		
Mar. 21 No. 3 Kansas	65	83

1992 – NCAA FINAL FOUR – NO. 2 SEED

West 1st/2nd Rounds, Boise, Idaho	IU	Opp
Mar. 19 No. 15 Eastern Illinois	94	55
Mar. 21 No. 7 LSU	89	79
West Reg., Albuquerque, N.M.		
Mar. 26 No. 3 Florida State	85	74
Mar. 28 No. 1 UCLA	106	79
NCAA Final Four, Minneapolis, Minn.		
Apr. 4 No. 1 Duke	78	81

1993 – NO. 1 SEED

Midwest 1st/2nd Rounds, Indianapolis	IU	Opp
Mar. 19 No. 16 Wright State	97	54
Mar. 21 No. 9 Xavier	73	70
Midwest Reg., St. Louis, Mo.		
Mar. 25 No. 4 Louisville	82	69
Mar. 27 No. 2 Kansas	77	83

1994 – NO. 5 SEED

East 1st/2nd Rounds, Landover, Md.	IU	Opp
Mar. 18 No. 12 Ohio	84	72
Mar. 20 No. 4 Temple	67	58
East Reg., Miami, Fla.		
Mar. 25 No. 9 Boston College	68	77

1995 – NO. 9 SEED

West 1st Round, Boise, Idaho	IU	Opp
Mar. 17 No. 8 Missouri	60	65

NCAA TOURNAMENT RESULTS

1996 - NO. 6 SEED			
<i>Southeast 1st/2nd Rounds, Orlando, Fla.</i>			
Mar. 15	No. 11 Boston College	IU	Opp 51 64

1997 - NO. 8 SEED			
<i>East 1st Round, Winston-Salem, N.C.</i>			
Mar. 13	No. 9 Colorado	IU	Opp 62 80

1998 - NO. 7 SEED			
<i>East 1st/2nd Rounds, Washington D.C.</i>			
Mar. 12	No. 10 Oklahoma	IU	Opp 94 87
Mar. 14	No. 2 Connecticut	61	78

1999 - NO. 6 SEED			
<i>South 1st/2nd Rounds, Orlando, Fla.</i>			
Mar. 11	No. 11 George Wash.	IU	Opp 108 88
Mar. 13	No. 3 St. John's	61	86

2000 - NO. 6 SEED			
<i>East 1st Round, Buffalo, N.Y.</i>			
Mar. 17	No. 11 Pepperdine	IU	Opp 57 77

2001 - NO. 4 SEED			
<i>West 1st Round, San Diego, Calif.</i>			
Mar. 15	No. 13 Kent State	IU	Opp 73 77

2002 - NCAA FINAL FOUR - NO. 5 SEED			
<i>West 1st/2nd Rounds, Sacramento, Calif.</i>			
Mar. 14	No. 12 Utah	IU	Opp 75 56
Mar. 16	No. 13 UNC Wilmington	76	67
<i>Midwest Reg., Lexington, Ky.</i>			
Mar. 21	No. 1 Duke	IU	Opp 74 73
Mar. 23	No. 10 Kent State	81	69
<i>NCAA Final Four, Atlanta, Ga.</i>			
Mar. 30	No. 2 Oklahoma	IU	Opp 73 64
Apr. 1	No. 1 Maryland	52	64

2003 - NO. 7 SEED			
<i>Midwest 1st/2nd Rounds, Boston</i>			
Mar. 21	No. 10 Alabama	IU	Opp 67 62
Mar. 23	No. 2 Pittsburgh	52	74

2006 NO. 6 SEED			
<i>West Reg., 1st/2nd, Salt Lake City</i>			
Mar. 16	No. 11 San Diego State	IU	Opp 87 83
Mar. 18	No. 3 Gonzaga	80	90

2007 NO. 7 SEED			
<i>West Reg., Sacramento, Calif.</i>			
Mar. 15	No. 10 Gonzaga	IU	Opp 70 57
Mar. 17	No. 2 UCLA	49	54

2008 NO. 8 SEED			
<i>East Reg., 1st Rd., Raleigh, N.C.</i>			
Mar. 21	No. 9 Arkansas	IU	Opp 72 86

2012 NO. 4 SEED			
<i>South Reg., 2nd/3rd Rd., Portland, Ore.</i>			
Mar. 15	No. 13 New Mexico State	IU	Opp 79 66
Mar. 17	No. 12 VCU	63	61
<i>South Reg., Semifinals, Atlanta, Ga.</i>			
Mar. 23	No. 1 Kentucky	IU	Opp 90 102


2013 NO. 1 SEED			
<i>East Reg., 1st/2nd Rounds, Dayton, Ohio</i>			
Mar. 22	No. 16 James Madison	IU	Opp 83 62
Mar. 24	No. 9 Temple	58	52
<i>East Reg. 3rd Round, Washington D.C.</i>			
Mar. 28	No. 4 Syracuse	50	61

2015 NO. 10 SEED			
<i>Midwest Reg., 2nd/3rd Rounds, Omaha, Neb.</i>			
Mar. 20	No. 7 Wichita State	IU	Opp 76 81

2016 NO. 5 SEED			
<i>East Reg., 1st/2nd Rounds, Des Moines, Iowa</i>			
Mar. 15	No. 12 Chattanooga	IU	Opp 99 74
Mar. 19	No. 4 Kentucky	93	67
<i>East Reg. 3rd Round, Philadelphia, PA</i>			
Mar. 25	No. 1 North Carolina	86	101

2022 NO. 12 SEED			
<i>East Reg., First Four, Dayton, Ohio</i>			
Mar. 17	No. 12 Wyoming	IU	Opp 66 58
<i>East Reg. 1st Round, Portland, Ore.</i>			
Mar. 19	No. 5 Saint Mary's	53	82

2023 NO. 4 SEED			
<i>Midwest Reg., 1st/2nd Rounds, New Albany, N.Y.</i>			
Mar. 17	No. 13 Kent State	IU	Opp 71 60
<i>East Reg. 1st Round, Portland, Ore.</i>			
Mar. 19	No. 5 Miami (Fla.)	69	85



Will Sheehey connected on this baseline jumper to give IU the win over VCU in the 2012 NCAA Tournament.

BIG TEN TOURNAMENT RESULTS

Opponent - Seed	Result	Location (Site)	Top Scorer	Top Rebounder	Top Assists
1998 (#6 Seed) Ohio State - 11	W, 78-71	Chicago, Ill. (United Center)	Andrae Patterson (25)	William Gladness (7)	Michael Lewis (8)
Purdue - 3	L, 76-71	Chicago, Ill. (United Center)	Andrae Patterson (24)	Andrae Patterson (8)	Michael Lewis (7)
1999 (#3 Seed) Illinois - 11	L, 66-82	Chicago, Ill. (United Center)	Larry Richardson (19)	Kirk Haston (6) Larry Richardson (6)	Luke Recker (4) Michael Lewis (4)
2000 (#5 Seed) Illinois - 4	L, 69-72	Chicago, Ill. (United Center)	Kirk Haston (16)	Krik Haston (10)	Michael Lewis (7)
2001 (#4 Seed) Wisconsin - 5	W, 64-52	Chicago, Ill. (United Center)	Kirk Haston (19)	Jeff Newton (9)	Tom Coverdale (5) Dane Fife (5)
Illinois - 1	W, 58-56	Chicago, Ill. (United Center)	Tom Coverdale (17)	Jared Jeffries (7) Jarrad Odle (7)	Tom Coverdale (5) Dane Fife (5) Tom Coverdale (7) Tom Coverdale (5)
Iowa - 6	L, 61-63	Chicago, Ill. (United Center)	Kirk Haston (24)	Kirk Haston (12)	Tom Coverdale (5)
2002 (#4 Seed) Michigan State - 5	W, 67-56	Indianapolis, Ind. (Conseco Fieldhouse)	Jared Jeffries (14)	Jeff Newton (7)	Tom Coverdale (7)
Iowa - 9	L, 60-62	Indianapolis, Ind. (Conseco Fieldhouse)	A.J. Moye (14)	Jeff Newton (8)	Tom Coverdale (3)
2003 (#6 Seed) Penn State - 11	W, 77-49	Chicago, Ill. (United Center)	Jeff Newton (23)	Jeff Newton (7)	M. Strickland (6)
Michigan - 3	W, 63-56	Chicago, Ill. (United Center)	A.J. Moye (18)	Jeff Newton (6) Tom Coverdale (6)	Tom Coverdale (4) Kyle Hornsby (4)
Illinois - 2	L, 72-73	Chicago, Ill. (United Center)	Tom Coverdale (21)	Jeff Newton (9)	Bracey Wright (3) Tom Coverdale (3)
2004 (#8 Seed) Ohio State - 9	W, 83-69	Indianapolis, Ind. (Conseco Fieldhouse)	Bracey Wright (20)	A.J. Moye (8)	Ryan Tapak (11)
Illinois - 1	L, 59-71	Indianapolis, Ind. (Conseco Fieldhouse)	Mark Johnson (16)	George Leach (11)	Ryan Tapak (3)
2005 (#4 Seed) Minnesota - 5	L, 55-71	Chicago, Ill. (United Center)	D.J. White (21)	D.J. White (10)	Robert Vaden (4) Bracey Wright (4)
2006 (#5 Seed) Wisconsin - 4	W, 61-56	Indianapolis, Ind. (Conseco Fieldhouse)	M. Killingsworth (20)	M. Killingsworth (12) M. Strickland (4)	Robert Vaden (4)
Ohio State - 1	L, 52-51	Indianapolis, Ind. (Conseco Fieldhouse)	Roderick Wilmont (16)	M. Killingsworth (10)	Earl Calloway (6)
2007 (#3 Seed) Illinois - 6	L, 54-58 (OT)	Chicago, Ill. (United Center)	Armon Bassett (18)	D.J. White (13)	Earl Calloway (6)
2008 (#3 Seed) Minnesota - 6	L, 58-59	Indianapolis, Ind. (Conseco Fieldhouse)	D.J. White (23)	D.J. White (13)	Armon Bassett (3)
2009 (#11 Seed) Penn State - 6	L, 51-66	Indianapolis, Ind. (Conseco Fieldhouse)	Verdell Jones III (23)	Tom Pritchard (9) Verdell Jones III (2)	Brett Finkelmeier (2)
2010 (#10 Seed) Northwestern - 7	L, 58-73	Indianapolis, Ind. (Conseco Fieldhouse)	Verdell Jones III (20)	Derek Elston (9)	Verdell Jones III (6)
2011 (#11 Seed) Penn State - 6	L, 55-61	Indianapolis, Ind. (Conseco Fieldhouse)	Christian Watford (15)	Victor Oladipo (6)	Jordan Hulls (5)
2012 (#5 Seed) Penn State - 12	W, 75-58	Indianapolis, Ind. (Bankers Life Fieldhouse)	Jordan Hulls (20)	Watford/Oladipo/Zeller (10)	4 with 2
Wisconsin - 4	L, 71-79	Indianapolis, Ind. (Bankers Life Fieldhouse)	Hulls/Watford/Zeller (17)	Watford (10)	Oladipo (4)

BIG TEN TOURNAMENT RESULTS

Opponent - Seed	Result	Location (Site)	Top Scorer	Top Rebounder	Top Assists
2013 (#1 Seed) Illinois - 8	W, 80-64	Chicago, Ill. (United Center)	Cody Zeller (24)	Victor Oladipo (11)	Jordan Hulls (7)
Wisconsin - 4	L, 56-68	Chicago, Ill. (United Center)	Christian Watford (14)	Cody Zeller (13)	Kevin "Yogi" Ferrell (3) Victor Oladipo (3)
2014 (#8 Seed) Illinois - 9	L, 54-64	Indianapolis, Ind. (Bankers Life Fieldhouse)	Kevin "Yogi" Ferrell (14)	Jeremy Hollowell (6)	Will Sheehy (5)
2015 (#7 Seed) Northwestern - 8	W, 71-56	Chicago, Ill. (United Center)	J. Blackmon Jr. (25)	Troy Williams (12)	J. Blackmon Jr. (7)
Maryland - 2	L, 69-75	Chicago, Ill. (United Center)	Kevin "Yogi" Ferrell (18)	Emmitt Holt (12)	Kevin "Yogi" Ferrell (3)
2016 (#1 Seed) Michigan - 8	L, 69-72	Indianapolis, IN (Bankers Life Fieldhouse)	Troy Williams (16)	Thomas Bryant (7)	Kevin "Yogi" Ferrell (8)
2017 (#10 Seed) Iowa - 7	W, 95-73	Washington, D.C. (Verizon Center)	J. Blackmon Jr. (23)	Morgan/Blackmon (8)	Johnson (4)
Wisconsin - 2	L, 60-70	Washington, D.C. (Verizon Center)	J. Blackmon Jr. (17)	J. Blackmon Jr. (8)	Newkirk (3)
2018 (#6 Seed) Rutgers - 14	L, 69-76	New York City, NY (Madison Square Garden)	Juwan Morgan (15)	Juwan Morgan (9)	Morgan/Johnson (4)
2019 (#9 Seed) Ohio State - 8	L, 75-79	Chicago, IL (United Center)	Devonte Green (26)	Juwan Morgan (7)	Romeo Langford (5)
2020 (#11 Seed) Nebraska-14	W, 89-64	Indianapolis (Bankers Life Fieldhouse)	Armaan Franklin (13)	Trayce Jackson-Davis (17)	Rob Phinisee (7)
2021 (#10 Seed) Rutgers-7	L, 50-61	Indianapolis (Lucas Oil Stadium)	Trayce Jackson-Davis (19)	Trayce Jackson-Davis (9)	Rob Phinisee (7)
2022 (#9 Seed) Michigan-8	W, 74-69	Indianapolis (Gainbridge Fieldhouse)	Trayce Jackson-Davis (24)	Trayce Jackson-Davis (8)	Xavier Johnson (7)
Illinois-1	W, 75-73	Indianapolis (Gainbridge Fieldhouse)	Trayce Jackson-Davis (21)	Race Thompson (9)	Xavier Johnson (6)
Iowa-5	L, 77-80	Indianapolis (Gainbridge Fieldhouse)	Trayce Jackson-Davis (31)	Trayce Jackson-Davis (10)	Xavier Johnson (9)
2023 (#3 Seed) Maryland-6	W, 70-60	Chicago (United Center)	Trayce Jackson-Davis (24)	Trayce Jackson-Davis (9)	Trayce Jackson-Davis (7)
Penn State-10	L, 73-77	Chicago (United Center)	Trayce Jackson-Davis (24)	Trayce Jackson-Davis (10)	Trayce Jackson-Davis (7)

BIG TEN TOURNAMENT

1998 Big Ten Tournament • Chicago, Ill. (United Center)

Opponent	FG	FGA	Pct.	3FG	3FGA	Pct.	FT	FTA	Pct.	Off.	Def.	Tot	PF	A	TO	Blk	Stl	1-2-OT	
<i>First Round, March 5, 1998</i>																			
Ohio State (71)	27	64	.422	5	14	.357	12	19	.632	16	22	38	26	16	11	4	6	23-48	
Indiana (78)	24	51	.471	7	16	.438	23	33	.697	10	27	37	18	19	10	1	4	30-48	

Opponent	FG	FGA	Pct.	3FG	3FGA	Pct.	FT	FTA	Pct.	Off.	Def.	Tot	PF	A	TO	Blk	Stl	1-2-OT	
<i>Quarterfinals, March 6, 1998</i>																			
Indiana (71)	28	62	.452	9	19	.474	6	10	.600	8	22	30	19	22	11	0	6	35-36	
Purdue (76)	26	62	.419	7	24	.292	17	24	.708	17	27	44	13	19	13	0	5	33-43	

1999 Big Ten Tournament • Chicago, Ill. (United Center)

Opponent	FG	FGA	Pct.	3FG	3FGA	Pct.	FT	FTA	Pct.	Off.	Def.	Tot	PF	A	TO	Blk	Stl	1-2-OT	
<i>Quarterfinals, March 5, 1999</i>																			
Illinois (82)	28	64	.438	8	17	.471	18	26	.692	22	29	51	18	17	13	0	5	35-47	
Indiana (66)	23	53	.434	6	23	.261	14	21	.667	7	19	26	27	17	13	2	5	37-35	

2000 Big Ten Tournament • Chicago, Ill. (United Center)

Opponent	FG	FGA	Pct.	3FG	3FGA	Pct.	FT	FTA	Pct.	Off.	Def.	Tot	PF	A	TO	Blk	Stl	1-2-OT	
<i>Quarterfinals, March 10, 2000</i>																			
Indiana (69)	23	63	.365	5	19	.263	18	29	.621	18	28	46	20	16	18	2	7	33-36	
Illinois (72)	27	63	.429	4	18	.222	14	23	.609	10	29	39	24	21	14	6	7	36-36	

2001 Big Ten Tournament • Chicago, Ill. (United Center)

Opponent	FG	FGA	Pct.	3FG	3FGA	Pct.	FT	FTA	Pct.	Off.	Def.	Tot	PF	A	TO	Blk	Stl	1-2-OT	
<i>Quarterfinals, March 9, 2001</i>																			
Wisconsin (52)	20	53	.377	5	16	.313	7	10	.700	7	18	25	26	14	13	0	7	28-24	
Indiana (64)	19	41	.463	0	6	.000	26	35	.743	8	28	36	14	13	14	4	2	24-40	

Opponent	FG	FGA	Pct.	3FG	3FGA	Pct.	FT	FTA	Pct.	Off.	Def.	Tot	PF	A	TO	Blk	Stl	1-2-OT	
<i>Semifinals, March 10, 2001</i>																			
Indiana (58)	23	49	.469	5	17	.294	7	14	.500	11	25	36	20	15	15	4	7	26-32	
Illinois (56)	18	55	.327	6	22	.273	14	20	.700	16	18	54	17	12	12	4	7	29-27	

Opponent	FG	FGA	Pct.	3FG	3FGA	Pct.	FT	FTA	Pct.	Off.	Def.	Tot	PF	A	TO	Blk	Stl	1-2-OT	
<i>Championship, March 11, 2001</i>																			
Iowa (63)	20	46	.435	5	14	.357	18	30	.600	11	22	33	19	12	11	3	3	26-37	
Indiana (61)	23	50	.460	3	14	.214	12	19	.632	10	23	33	23	13	10	7	5	32-29	

2002 Big Ten Tournament • Indianapolis, Ind. (Conseco Fieldhouse)

Opponent	FG	FGA	Pct.	3FG	3FGA	Pct.	FT	FTA	Pct.	Off.	Def.	Tot	PF	A	TO	Blk	Stl	1-2-OT	
<i>Quarterfinals, March 8, 2002</i>																			
Michigan State (56)	23	51	.451	3	13	.231	7	12	.583	11	19	30	20	10	21	0	5	24-32	
Indiana (67)	25	48	.521	4	13	.308	13	20	.650	8	22	30	14	12	16	1	10	33-34	

Opponent	FG	FGA	Pct.	3FG	3FGA	Pct.	FT	FTA	Pct.	Off.	Def.	Tot	PF	A	TO	Blk	Stl	1-2-OT	
<i>Semifinals, March 9, 2002</i>																			
Iowa (62)	18	52	.346	7	15	.467	19	26	.731	17	19	36	23	7	14	1	8	30-32	
Indiana (60)	20	51	.392	5	17	.294	15	21	.714	16	21	37	23	9	14	10	6	33-27	

2003 Big Ten Tournament • Chicago, Ill. (United Center)

Opponent	FG	FGA	Pct.	3FG	3FGA	Pct.	FT	FTA	Pct.	Off.	Def.	Tot	PF	A	TO	Blk	Stl	1-2-OT	
<i>First Round, March 13, 2003</i>																			
Penn State (49)	20	53	.377	5	15	.333	4	7	.571	6	22	28	21	9	11	2	4	24-25	
Indiana (77)	26	50	.520	7	13	.538	18	26	.692	8	29	37	13	23	8	8	4	36-41	

Opponent	FG	FGA	Pct.	3FG	3FGA	Pct.	FT	FTA	Pct.	Off.	Def.	Tot	PF	A	TO	Blk	Stl	1-2-OT	
<i>Quarterfinals, March 14, 2003</i>																			
Indiana (63)	18	47	.383	4	24	.167	23	29	.793	8	21	29	18	13	4	4	3	25-38	
Michigan (56)	20	52	.385	6	18	.333	10	13	.769	13	25	38	26	15	12	0	2	30-26	

Opponent	FG	FGA	Pct.	3FG	3FGA	Pct.	FT	FTA	Pct.	Off.	Def.	Tot	PF	A	TO	Blk	Stl	1-2-OT	
<i>Semifinals, March 15, 2003</i>																			
Indiana (72)	21	46	.457	8	16	.500	22	31	.710	14	23	37	23	9	17	3	3	21-51	
Illinois (73)	22	53	.415	5	16	.313	24	31	.774	11	17	28	22	16	9	4	9	37-36	

2004 Big Ten Tournament • Indianapolis, Ind. (Conseco Fieldhouse)

Opponent	FG	FGA	Pct.	3FG	3FGA	Pct.	FT	FTA	Pct.	Off.	Def.	Tot	PF	A	TO	Blk	Stl	1-2-OT	
<i>First Round, March 11, 2004</i>																			
Ohio State (69)	23	42	.548	5	14	.357	18	24	.750	6	19	25	21	12	14	1	1	35-34	
Indiana (83)	28	54	.519	10	29	.345	17	18	.944	7	17	24	23	21	7	2	5	41-42	

Opponent	FG	FGA	Pct.	3FG	3FGA	Pct.	FT	FTA	Pct.	Off.	Def.	Tot	PF	A	TO	Blk	Stl	1-2-OT	
<i>Quarterfinals, March 12, 2004</i>																			
Indiana (59)	19	55	.345	7	26	.269	14	19	.737	16	21	37	18	12	14	5	4	21-38	
Illinois (71)	25	56	.446	8	18	.444	13	17	.765	12	24	36	18	14	11	3	7	28-43	

BIG TEN TOURNAMENT

2005 Big Ten Tournament • Chicago, Ill. (United Center)

Opponent	FG	FGA	Pct.	3FG	3FGA	Pct.	FT	FTA	Pct.	Off. Def.	Tot	PF	A	TO	Blk	Stl	1-2-OT	
<i>Quarterfinals, March 8, 2005</i>																		
Minnesota (71)	23	51	.451	6	12	.500	19	28	.679	11	30	41	17	14	10	8	5	34-37
Indiana (55)	19	57	.333	6	15	.400	11	20	.550	14	21	35	20	15	11	5	3	28-27

2006 Big Ten Tournament • Indianapolis, Ind. (Conseco Fieldhouse)

Opponent	FG	FGA	Pct.	3FG	3FGA	Pct.	FT	FTA	Pct.	Off. Def.	Tot	PF	A	TO	Blk	Stl	1-2-OT	
<i>Quarterfinals, March 10, 2006</i>																		
Wisconsin (56)	21	64	.328	2	17	.118	12	18	.667	18	22	40	16	2	10	2	1	19-37
Indiana (61)	25	50	.500	6	19	.316	5	11	.455	8	29	37	18	13	14	1	5	15-46

Opponent	FG	FGA	Pct.	3FG	3FGA	Pct.	FT	FTA	Pct.	Off. Def.	Tot	PF	A	TO	Blk	Stl	1-2-OT	
<i>Semifinals, March 11, 2006</i>																		
Indiana (51)	21	63	.333	5	22	.227	4	8	.500	13	29	42	15	11	10	3	4	26-25
Ohio State (52)	19	58	.328	5	27	.185	9	12	.750	12	31	43	15	13	11	4	3	25-27

2007 Big Ten Tournament • Chicago, Ill. (United Center)

Opponent	FG	FGA	Pct.	3FG	3FGA	Pct.	FT	FTA	Pct.	Off. Def.	Tot	PF	A	TO	Blk	Stl	1-2-OT	
<i>Quarterfinals, March 9, 2007</i>																		
Illinois (58)	19	53	.358	5	15	.333	15	27	.556	13	29	42	15	12	10	3	7	21-29-8
Indiana (54)	16	51	.314	6	21	.286	16	20	.800	8	28	36	26	10	10	4	6	24-26-4

2008 Big Ten Tournament • Indianapolis, Ind. (Conseco Fieldhouse)

Opponent	FG	FGA	Pct.	3FG	3FGA	Pct.	FT	FTA	Pct.	Off. Def.	Tot	PF	A	TO	Blk	Stl	1-2-OT	
<i>Quarterfinals, March 14, 2008</i>																		
Minnesota (59)	19	56	.339	6	19	.316	15	16	.938	16	26	42	23	11	13	2	2	34-25
Indiana (58)	16	50	.320	1	14	.071	25	37	.676	15	21	36	17	8	7	8	5	27-31

2009 Big Ten Tournament • Indianapolis, Ind. (Conseco Fieldhouse)

Opponent	FG	FGA	Pct.	3FG	3FGA	Pct.	FT	FTA	Pct.	Off. Def.	Tot	PF	A	TO	Blk	Stl	1-2-OT	
<i>First Round, March 12, 2009</i>																		
Indiana (51)	18	49	.367	6	14	.429	9	16	.563	12	17	29	19	9	15	1	6	25-26
Penn State (66)	27	55	.491	8	23	.348	4	13	.308	15	22	37	18	15	14	3	10	38-28

2010 Big Ten Tournament • Indianapolis, Ind. (Conseco Fieldhouse)

Opponent	FG	FGA	Pct.	3FG	3FGA	Pct.	FT	FTA	Pct.	Off. Def.	Tot	PF	A	TO	Blk	Stl	1-2-OT	
<i>First Round, March 11, 2010</i>																		
Indiana (58)	20	46	.435	5	15	.333	13	17	.765	14	19	33	21	10	19	2	2	30-28
Northwestern (73)	24	58	.414	7	31	.226	18	20	.900	17	14	31	20	17	7	5	10	27-46

2011 Big Ten Tournament • Indianapolis, Ind. (Conseco Fieldhouse)

Opponent	FG	FGA	Pct.	3FG	3FGA	Pct.	FT	FTA	Pct.	Off. Def.	Tot	PF	A	TO	Blk	Stl	1-2-OT	
<i>First Round, March 10, 2011</i>																		
Indiana (55)	22	45	.489	4	18	.222	7	11	.636	6	17	23	19	13	10	4	10	27-28
Penn State (61)	22	28	.458	6	16	.375	11	20	.550	15	19	34	10	11	11	1	4	28-33

2012 Big Ten Tournament • Indianapolis, Ind. (Bankers Life Fieldhouse)

Opponent	FG	FGA	Pct.	3FG	3FGA	Pct.	FT	FTA	Pct.	Off. Def.	Tot	PF	A	TO	Blk	Stl	1-2-OT	
<i>First Round, March 8, 2012</i>																		
Penn State (58)	19	55	.345	8	17	.471	12	16	.750	10	19	29	28	8	10	8	8	32-26
Indiana (75)	19	52	.365	8	18	.444	29	36	.806	16	29	45	16	11	11	2	4	38-37

Opponent	FG	FGA	Pct.	3FG	3FGA	Pct.	FT	FTA	Pct.	Off. Def.	Tot	PF	A	TO	Blk	Stl	1-2-OT	
<i>Quarterfinals, March 9, 2012</i>																		
Indiana (71)	25	51	.490	3	6	.500	18	22	.818	10	20	30	16	8	10	0	1	31-40
Wisconsin (79)	27	56	.482	13	26	.500	12	16	.750	11	17	28	16	16	7	2	4	36-43

2013 Big Ten Tournament • Chicago, Ill. (United Center)

Opponent	FG	FGA	Pct.	3FG	3FGA	Pct.	FT	FTA	Pct.	Off. Def.	Tot	PF	A	TO	Blk	Stl	1-2-OT	
<i>Second Round, March 15, 2013</i>																		
Illinois (64)	20	58	.345	5	17	.294	19	21	.905	13	13	26	20	6	12	5	3	21-43
Indiana (80)	27	50	.540	5	17	.294	21	24	.875	11	23	38	19	16	14	6	9	35-45

Opponent	FG	FGA	Pct.	3FG	3FGA	Pct.	FT	FTA	Pct.	Off. Def.	Tot	PF	A	TO	Blk	Stl	1-2-OT	
<i>Quarterfinals, March 16, 2013</i>																		
Indiana (56)	21	55	.382	5	17	.294	9	14	.643	11	19	30	21	10	13	2	9	31-25
Wisconsin (68)	25	49	.510	7	18	.389	11	18	.611	11	24	35	13	15	15	10	9	34-34

2014 Big Ten Tournament • Indianapolis, Ind. (Bankers Life Fieldhouse)

Opponent	FG	FGA	Pct.	3FG	3FGA	Pct.	FT	FTA	Pct.	Off. Def.	Tot	PF	A	TO	Blk	Stl	1-2-OT	
<i>First Round, March 13, 2014</i>																		
Illinois (64)	20	50	.400	6	15	.400	18	22	.818	9	23	32	16	10	10	6	8	30-34
Indiana (54)	18	51	.353	6	20	.300	12	15	.800	12	23	35	18	15	16	4	3	28-26

BIG TEN TOURNAMENT

2015 Big Ten Tournament • Chicago, Ill. (United Center)

Opponent	FG	FGA	Pct.	3FG	3FGA	Pct.	FT	FTA	Pct.	Off.	Def.	Tot	PF	A	TO	Blk	Stl	1-2-OT
<i>Second Round, March 12, 2015</i>																		
Northwestern (56)	20	46	.435	5	12	.417	11	16	.688	5	20	25	16	12	9	5	5	22-34
Indiana (71)	27	65	.415	11	32	.344	6	10	.600	20	22	42	15	19	8	6	5	36-35

Opponent	FG	FGA	Pct.	3FG	3FGA	Pct.	FT	FTA	Pct.	Off.	Def.	Tot	PF	A	TO	Blk	Stl	1-2-OT
<i>Quarterfinals, March 13, 2015</i>																		
Indiana (69)	22	62	.355	7	24	.292	18	22	.818	18	19	37	24	9	9	6	7	40-29
Maryland (75)	22	49	.449	6	14	.429	25	33	.758	11	25	36	18	12	11	3	4	42-33

2016 Big Ten Tournament • Indianapolis, Ind. (Bankers Life Fieldhouse)

Opponent	FG	FGA	Pct.	3FG	3FGA	Pct.	FT	FTA	Pct.	Off.	Def.	Tot	PF	A	TO	Blk	Stl	1-2-OT
<i>Quarterfinals Round, March 11, 2016</i>																		
Michigan (72)	26	56	.464	6	21	.286	14	16	.875	9	16	25	20	18	10	3	7	36-36
Indiana (69)	24	53	.453	4	17	.235	17	21	.810	15	22	37	17	13	15	7	6	37-32

2017 Big Ten Tournament • Washington, D.C. (Verizon Center)

Opponent	FG	FGA	Pct.	3FG	3FGA	Pct.	FT	FTA	Pct.	Off.	Def.	Tot	PF	A	TO	Blk	Stl	1-2-OT
<i>Second Round, March 9, 2017</i>																		
Indiana (95)	35	58	.603	12	20	.600	13	19	.684	6	32	38	17	17	17	8	6	43-52
Iowa (73)	29	65	.446	9	26	.346	6	10	.600	6	21	29	15	17	12	3	10	40-33

Opponent	FG	FGA	Pct.	3FG	3FGA	Pct.	FT	FTA	Pct.	Off.	Def.	Tot	PF	A	TO	Blk	Stl	1-2-OT
<i>Quarterfinals Round, March 10, 2017</i>																		
Indiana (60)	23	56	.411	9	22	.409	5	9	.556	11	25	36	14	7	12	6	2	27-33
Wisconsin (70)	27	57	.474	10	22	.455	6	11	.545	9	24	33	11	15	7	0	6	33-37

2018 Big Ten Tournament • New York City, NY (Madison Square Garden)

Opponent	FG	FGA	Pct.	3FG	3FGA	Pct.	FT	FTA	Pct.	Off.	Def.	Tot	PF	A	TO	Blk	Stl	1-2-OT
<i>Second Round, March 1, 2018</i>																		
Indiana (69)	19	53	.358	6	24	.250	25	29	.862	10	21	31	19	12	11	1	8	28-41
Rutgers (76)	29	50	.580	4	8	.500	14	18	.778	2	27	29	19	6	11	2	6	29-47

2019 Big Ten Tournament • Chicago, IL (United Center)

Opponent	FG	FGA	Pct.	3FG	3FGA	Pct.	FT	FTA	Pct.	Off.	Def.	Tot	PF	A	TO	Blk	Stl	1-2-OT
<i>Second Round, March 14, 2019</i>																		
Ohio State (79)	28	62	.452	8	22	.364	15	18	.833	11	27	38	16	22	16	6	9	35-44
Indiana (75)	27	62	.435	11	27	.407	10	15	.667	9	24	33	18	18	17	4	12	28-47

2020 Big Ten Tournament • Indianapolis, IN (Bankers Life Fieldhouse)

Opponent	FG	FGA	Pct.	3FG	3FGA	Pct.	FT	FTA	Pct.	Off.	Def.	Tot	PF	A	TO	Blk	Stl	1-2-OT
<i>First Round, March 11, 2020</i>																		
Nebraska (64)	21	70	.300	8	30	.267	14	20	.700	10	28	38	17	12	11	8	4	34-30
Indiana (89)	35	66	.530	9	22	.409	10	17	.588	8	39	47	17	23	10	12	4	43-46

2021 Big Ten Tournament • Indianapolis, IN (Lucas Oil Stadium)

Opponent	FG	FGA	Pct.	3FG	3FGA	Pct.	FT	FTA	Pct.	Off.	Def.	Tot	PF	A	TO	Blk	Stl	1-2-OT
<i>First Round, March 11, 2021</i>																		
Rutgers (61)	24	60	.400	6	23	.261	7	9	.778	12	29	41	18	16	12	4	4	33-28
Indiana (50)	21	56	.375	2	16	.125	6	15	.400	10	23	33	14	14	9	4	6	32-18

2022 Big Ten Tournament • Indianapolis (Gainbridge Fieldhouse)

Opponent	FG	FGA	Pct.	3FG	3FGA	Pct.	FT	FTA	Pct.	Off.	Def.	Tot	PF	A	TO	Blk	Stl	1-2-OT
<i>Second Round, March 10, 2022</i>																		
Indiana (74)	26	56	.464	8	15	.533	14	19	.737	8	24	32	12	18	12	8	5	28-46
Michigan (69)	22	56	.379	6	20	.300	19	21	.905	10	24	34	17	13	12	4	7	41-28

Opponent	FG	FGA	Pct.	3FG	3FGA	Pct.	FT	FTA	Pct.	Off.	Def.	Tot	PF	A	TO	Blk	Stl	1-2-OT
<i>Quarterfinals, March 11, 2022</i>																		
Indiana (65)	26	60	.433	3	10	.300	10	13	.769	4	31	35	13	16	7	2	4	31-34
Illinois (63)	20	56	.357	8	22	.354	15	23	.652	9	28	37	19	15	8	5	5	33-30

Opponent	FG	FGA	Pct.	3FG	3FGA	Pct.	FT	FTA	Pct.	Off.	Def.	Tot	PF	A	TO	Blk	Stl	1-2-OT
<i>Semifinals March 12, 2022</i>																		
Indiana (77)	30	63	.476	5	19	.263	12	14	.857	13	23	36	17	22	10	3	9	38-39
Iowa (80)	26	61	.459	14	32	.438	10	12	.833	10	20	30	16	20	11	4	6	32-48

2023 Big Ten Tournament • Chicago (United Center)

Opponent	FG	FGA	Pct.	3FG	3FGA	Pct.	FT	FTA	Pct.	Off.	Def.	Tot	PF	A	TO	Blk	Stl	1-2-OT
<i>Quarterfinals, March 10, 2023</i>																		
Indiana (70)	27	51	.529	4	10	.400	12	20	.600	8	28	36	16	17	10	8	4	32-38
Maryland (60)	20	62	.323	9	24	.375	11	15	.733	15	18	33	16	12	8	4	6	34-26

Opponent	FG	FGA	Pct.	3FG	3FGA	Pct.	FT	FTA	Pct.	Off.	Def.	Tot	PF	A	TO	Blk	Stl	1-2-OT
<i>Semifinals, March 11, 2023</i>																		
Indiana (73)	31	66	.470	2	14	.143	9	11	.818	7	23	30	17	20	5	2	7	34-43
Penn State (77)	23	57	.404	8	23	.348	23	26	.885	9	29	38	15	11	8	1	2	26-47

HOOSIERS IN INDIANAPOLIS (84-27)



Race Thompson celebrates defeating top-seeded Illinois in the 2022 Big Ten Tournament at Gainbridge Fieldhouse.

3/22/40	Springfield	W	48-24#	12/21/96	Evansville	W	75-57	3/11/20	Nebraska	W	89-64!
3/23/40	Duquesne	W	39-30#	12/27/96	Colgate	W	63-48	12/19/20	Butler	L	68-60\$
1/1/48	Notre Dame	W	72-46	12/28/96	Valparaiso	W	72-51	3/11/21	Rutgers	W	58-67!
12/28/48	Notre Dame	W	50-47	12/6/97	Kentucky	L	72-75	12/18/21	Notre Dame	W	64-56\$
12/29/49	Notre Dame	W	79-69	12/27/97	SW Missouri State	W	78-66	3/10/22	Michigan	W	74-69!
12/23/50	Notre Dame	W	64-56	12/28/97	Western Michigan	W	70-63	3/11/22	Illinois	W	65-63!
12/28/51	Notre Dame	W	67-54	11/7/98	Seton Hall	W	83-69	3/12/22	Iowa	L	77-80
12/28/57	Notre Dame	L	74-89	11/8/98	South Carolina	W	76-55	11/20/22	Miami (Ohio)	W	86-56
12/26/58	Notre Dame	L	67-73	12/27/98	Drake	W	102-46				
12/23/59	Notre Dame	W	71-60	12/28/98	Ball State	W	72-62				
12/14/74	Texas A&M	W	90-55	12/4/99	Kentucky	W	83-75				
12/8/75	Florida State	W	83-59	12/28/99	Holy Cross	W	79-44				
12/9/78	Bradley	W	80-64	12/29/99	Canisus	W	95-53				
12/18/79	Toledo	W	80-56	12/28/00	Northeastern	W	103-65				
12/13/80	Boston College	W	72-66	12/29/00	Valparaiso	W	63-60				
12/15/80	Oral Roberts	W	65-56	12/28/01	Eastern Washington	W	87-60				
12/14/81	Tulane	W	77-59	12/29/01	Butler	L	64-66				
12/29/82	Grambling	W	110-62	3/8/02	Michigan State	W	67-56!				
12/30/82	Nebraska	W	67-50	3/9/02	Iowa	L	60-62!				
12/29/84	Miami (Ohio)	W	77-72	12/3/02	Maryland	Wot	80-74				
12/30/84	Florida	W	80-63	12/14/02	Purdue	W	66-63				
12/28/85	Mississippi State	W	74-73	11/29/03	Xavier	Wot	80-77				
12/26/86	Princeton	W	83-54	12/20/03	Kentucky	L	41-80				
12/5/87	Kentucky	L	76-82	3/11/04	Ohio State	W	83-69!				
12/28/87	Pennsylvania	W	94-54	3/12/04	Illinois	L	59-71!				
12/29/87	Stanford	W	83-73	12/28/04	Ball State	W	71-59				
3/12/87	Fairfield	W	92-58#	12/10/05	Kentucky	W	79-53				
3/14/87	Auburn	W	107-90#	12/23/05	Butler	W	73-55				
12/28/88	St. Bonaventure	W	103-66	3/10/06	Wisconsin	W	61-56!				
12/29/88	Utah State	W	73-61	3/11/06	Ohio State	L	51-52!				
12/2/89	Kentucky	W	71-69	11/13/06	Lafayette	W	91-66				
12/27/89	Wichita State	W	75-54	11/14/06	Butler	L	55-60				
12/28/89	Texas A&M	W	94-66	12/22/06	IUPUI	W	86-57				
12/27/90	Marshall	W	91-67	3/14/08	Minnesota	L	58-59				
12/28/90	Ohio	W	102-64	12/6/08	Gonzaga	L	54-70				
12/7/91	Kentucky	L	74-76	3/12/09	Penn State	L	51-66!				
12/27/91	Texas Tech	W	86-69	3/11/10	Northwestern	L	58-73!				
12/28/91	Indiana State	W	94-44	3/10/11	Penn State	L	56-61!				
12/5/92	Kansas	L	69-74	12/17/11	Notre Dame	W	69-58				
12/28/92	Colorado	W	85-65	3/8/12	Penn State	W	75-58!				
12/4/93	Kentucky	W	96-84	3/9/12	Wisconsin	L	71-79!				
12/27/93	Texas Christian	W	81-65	12/15/12	Butler	L	86-88\$				
12/29/93	Ball State	W	86-43	12/14/13	Notre Dame	L	72-79\$				
12/29/93	Western Kentucky	W	65-55	3/13/14	Illinois	L	54-64!				
3/19/93	Wright State	W	97-54#	12/20/14	Butler	W	82-73 \$				
3/21/93	Xavier	W	73-70#	12/19/15	Notre Dame	W	80-73\$				
12/28/94	Eastern Kentucky	W	92-49	3/11/16	Michigan	L	69-72!				
12/29/94	Little Rock	W	77-53	12/17/16	Butler	L	78-83\$				
12/2/95	Kentucky	L	82-89	12/31/16	Louisville	L	62-77				
12/29/95	Appalachian State	W	103-59	12/16/17	Notre Dame	Wot	80-77\$				
12/30/95	Weber State	W	82-62	12/15/18	Butler	W	71-68\$				
11/15/96	Connecticut	W	68-61	12/21/19	Notre Dame	W	62-60\$				


! - Big Ten Tournament
- NCAA Tournament
\$ - Crossroads Classic

ALL-AMERICANS



EVERETT DEAN - 1921

Everett Dean was the first Hoosier to earn All-America honors. The 6-0 center averaged 10.7 points as a senior in 1921. With Dean in the lineup, the Hoosiers were 10-7 in 1919, 13-8 in 1920 and 15-6 in 1921. In his final season, Dean scored 21 points against Ohio State, the first IU player to reach 20 points since Dean Barnhart recorded 21 against Rose Poly in 1911. Academics were also high on Dean's list as he won the Big Ten medal of honor for academic and athletic excellence as a senior. In 1924, Dean returned to Indiana, this time as a coach. Over his 14-year coaching stint, Dean was 162-93 overall and 96-72 in Big Ten play.



JIM STRICKLAND - 1929

During the first eight games of his sophomore season in 1928, Jim Strickland scored only 15 points. But after the loss of top player Art Beckner, Strickland scored 19 points in his first start as IU destroyed Kentucky, 48-29. He went on to net 16 points in the Hoosiers 40-37 victory over Purdue and led IU to a share of the Big Ten title. One year later, Strickland became Indiana's second All-American. He tallied 120 points in 1929, including a game-high 20 in the Hoosiers' 37-36 overtime win over Minnesota.

Year	G-GS	FG-A	Pct.	FT-A	Pct.	Points	Avg
1927-28	16	46-132	.348	22-28	.786	114	7.1
1928-29	17	54-241	.224	12-21	.571	120	7.1
1929-30	17	23-163	.141	10-15	.667	23	1.4
Totals	50	123-536	.229	44-64	.688	257	5.1



BRANCH MCCRACKEN - 1930

Branch McCracken was a boost to Hoosier hoops from his arrival in 1927-28. In his first varsity year, McCracken totaled 171 points in 17 games, a 10.1 average. His presence helped Indiana to a 15-2 record and a share of the Big Ten title. Against Chicago, in his first league contest, McCracken exploded for 24 points helping IU to a 32-13 victory. His 24 points set an IU record for Big Ten play, one that would not be broken for another 10 years. In 1929, McCracken finished second in the Big Ten scoring race with 100 points. In his final season, McCracken netted 206 points and reached double figures on 11 occasions. He scored 146 points in Big Ten play, a new conference record. McCracken came back to Indiana to coach for 24 seasons, leading the Hoosiers to two national titles and four Big Ten crowns. His overall record was 364-174, 210-116 in the conference.


Year	G-GS	FG-A	Pct.	FT-A	Pct.	Points	Avg
1927-28	17	64-211	.303	43-71	.606	171	10.1
1928-29	17	54-216	.250	40-66	.606	146	8.9
1929-30	17	76-326	.233	54-92	.586	206	12.1
Totals	51	194-753	.258	137-229	.598	523	10.3



VERN HUFFMAN - 1936

Vern Huffman is the only Hoosier in history to be named to major All-American teams in both football and basketball. After injury kept him from the Indiana lineup in 1934-35, Huffman returned to lead the Hoosiers to an 18-2 record and their first conference crown since 1928. He contributed 95 points during his All-America season. Huffman was the Big Ten's Most Valuable Player for football and IU's Big Ten Medal winner.

Year	G-GS	FG-A	Pct.	FT-A	Pct.	Points	Avg
1935-36	20	34-128	.266	27-42	.643	95	4.8
1936-37	19	41-178	.230	18-38	.474	100	5.3
Totals	39	75-306	.245	45-80	.563	195	5.0




KEN GUNNING - 1937

Ken Gunning was the Hoosiers' team leader in scoring for three straight seasons. In 1934-35, Indiana went 14-6 behind Gunning's 166 points. The following year, the Hoosiers regained the conference crown, going 18-2 with Gunning scoring 182 points. In his final season and All-America year, Gunning netted 163 points.

Year	G-GS	FG-A	Pct.	FT-A	Pct.	Points	Avg
1934-35	20	63-255	.280	42-56	.750	168	8.4
1935-36	20	70-220	.318	43-61	.705	183	9.2
1936-37	19	66-227	.291	31-49	.633	163	8.6
Totals	59	199-302	.296	116-166	.699	512	8.7

ALL-AMERICANS



ERNIE ANDRES - 1938

For the third consecutive year, a Hoosier received All-America honors. In his junior season, Ernie Andres set several records which earned him All-America status. He scored 250 points, including a school-record 162 in Big Ten play. Andres also set an IU and conference single-game record by delivering a 30-point performance in Indiana's 45-35 victory over Illinois in the season finale.

Year	G-GS	FG-A	Pct.	FT-A	Pct.	Points	Avg
1936-37	20	43-155	.277	15-24	.625	101	5.1
1937-38	20	104-367	.283	42-63	.667	250	12.5
1938-39	19	68-305	.223	24-36	.667	160	8.4
Totals	59	215-827	.260	81-123	.659	511	8.7



MARV HUFFMAN - 1940

The second Huffman to reach All-America status, Marv Huffman was in his junior year at the beginning of the Branch McCracken coaching era. In 1938-39, the Hoosiers went 17-3, good for second place in the Big Ten. Returning for his senior season as captain of the squad, Huffman won the first Outstanding Player Award in leading the Hoosiers to a 20-3 record and a NCAA Championship in only the second year of the NCAA Basketball Tournament.

Year	G-GS	FG-A	Pct.	FT-A	Pct.	Points	Avg
1937-38	20	38-175	.217	18-28	.643	96	4.8
1938-39	20	33-162	.204	23-35	.657	89	4.5
1939-40	20	32-165	.194	10-20	.500	74	3.7
Totals	60	103-502	.205	51-83	.614	259	4.3



BILL MENKE - 1940

Bill Menke was a key ingredient in the Hoosiers' 1940 NCAA Championship. Menke returned in 1941 for his final season and led Indiana to a 17-3 overall record. Indiana had a 27-game home winning streak before a loss to Wisconsin ended the streak and also the Hoosier hopes for a conference title and the possibility of a second-straight national title. Menke had a team-high 176 points that year, closing out his career with 530 total points. His three-year total broke the school record of 525 previously set by Branch McCracken. Menke was killed in World War II.

Year	G-GS	FG-A	Pct.	FT-A	Pct.	Points	Avg
1938-39	20	80-262	.305	36-64	.563	196	9.8
1939-40	20	63-253	.249	32-63	.508	158	7.9
1940-41	20	69	--	38-63	.603	176	8.8
Totals	60	212	--	106-190	.558	530	8.8



ANDY ZIMMER - 1942

Andy Zimmer was only in his first season when the Hoosiers won the National Championship. Indiana's winning ways continued throughout his three years as the Hoosiers compiled a 52-12 record from 1939-1942. Indiana finished as runner-up in the conference in each of those seasons. Zimmer was the only returning starter in 1942 but still managed to lead a young, inexperienced squad to a 15-6 overall record, including a win over defending National Champion Wisconsin and eventual Big Ten champ Illinois. Zimmer scored 268 points for his career.

Year	G-GS	FG-A	Pct.	FT-A	Pct.	Points	Avg
1939-40	15	10-51	.196	4-8	.500	24	1.6
1940-41	20	41--	--	19-28	.679	101	5.1
1941-42	19	59--	--	25-50	.500	143	7.5
Totals	54	110--	--	48-86	.558	268	5.0




JOHN WALLACE - 1946

Johnny Wallace was the Hoosiers' leading scorer in the 1945-46 season. Wallace set a school record with his 302 points, averaging almost 15 points a game. Indiana went 18-3 with a 9-3 record in the conference. IU received an NCAA Tournament bid, but turned it down because center Tom Schwartz had been inducted into the Army and would not be able to play.

Year	G-GS	FG-A	Pct.	FT-A	Pct.	Points	Avg
1945-46	21	133-415	.320	36-56	.642	302	14.4
1946-47	18	49--	--	14--	--	112	6.2
1947-48	4	4-16	.250	0-2	.000	8	2.0
Totals	43	186--	--	50	--	422	9.8

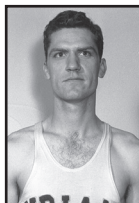
ALL-AMERICANS



RALPH HAMILTON - 1947

Ralph Hamilton helped the Hoosiers to a 12-8 mark, as he averaged 13.7 points his final season. His career points per game average was just over 10 points per game.


Year	G-GS	FG-A	Pct.	FT-A	Pct.	Points	Avg
1941-42	20	55--	--	14-30	.467	124	6.2
1942-43	19	97-281	.345	53-68	.779	247	13.0
1946-47	19	107--	--	47--	--	261	13.7
Totals	58	259--	--	114	--	632	10.9



LOU WATSON - 1950

Lou Watson, whose college career was delayed by four years of Navy service, was a leader for Branch McCracken's teams almost from the time he put on an IU uniform. Eight games into his freshman season, Watson came off the bench to score 10 points against Ohio State. He was a starter from then on. For the remaining three years of his career, Watson was the team leader. He was the team's Most Valuable Player and captain in his last two years, and was named All-Big Ten as a senior. He topped Ralph Hamilton's scoring record at IU, netting 757 career points. He became McCracken's successor as head coach for six seasons beginning in 1965-66.


Year	G-GS	FG-A	Pct.	FT-A	Pct.	Points	Avg
1946-47	17	43--	--	26	--	112	6.6
1947-48	16	70-251	.279	33-51	.647	173	10.8
1948-49	22	80-278	.288	56-88	.636	216	9.8
1949-50	21	102-325	.314	52-94	.553	256	12.2
Totals	76	295--	--	167	--	757	9.9



BILL GARRETT - 1951

Bill Garrett was IU's and the Big Ten Conference's first African-American basketball player. A "Mr. Basketball" from Shelbyville, Garrett cracked the starting lineup almost immediately for the Hoosiers. Garrett led the Hoosiers in scoring and rebounding for three straight seasons and surpassed the school's career scoring record with 792 points for his career.

Year	G-GS	FG-A	Pct.	FT-A	Pct.	Points	Avg
1948-49	22	73-277	.264	74-103	.718	220	10.0
1949-50	22	98-344	.285	87-128	.680	283	12.9
1950-51	22	95-291	.326	99-137	.723	289	13.1
Totals	66	266-912	.292	260-368	.707	792	12.0



BOB LEONARD - 1953, 1954

Bob Leonard was a two-time All-American alongside teammate Don Schlundt, during the 1953 and 1954 seasons. Leonard was a two-time All-Big Ten performer and led the Hoosiers to a pair of conference titles in 1953 and 1954 as team captain and also guided the Hoosiers to their second national championship in 1953.

Year	G-GS	FG-A	Pct.	FT-A	Pct.	Points	Avg
1951-52	22	131-369	.355	57-81	.704	319	14.5
1952-53	26	164-503	.326	96-144	.667	424	16.3
1953-54	23	138-432	.319	79-123	.642	355	15.4
Totals	71	433-1304	.332	232-348	.667	1098	15.5




DON SCHLUNDT - 1953, 1954, 1955

The day Don Schlundt arrived in Indiana, he changed Hoosier Basketball forever. IU's first three-time All-American virtually rewrote the basketball record books. Building on an impressive hook shot, Schlundt went on to win three-straight Big Ten scoring titles. Among the records he held were 1,451 Big Ten points, most points in a game with 47, most career points with 2,192, highest season average at 27.1, most free throws in a game with 25, single-season field goal percentage at 50.4, career scoring average at 23.3 and most consecutive free throws in a game with 14. It took 32 years before Steve Alford would break Schlundt's point record. Schlundt helped lead the Hoosiers to a Big Ten title, an NCAA Championship, a No. 1 ranking in 1953, and a second conference title in 1954.

Year	G-GS	FG-A	Pct.	FT-A	Pct.	Points	Avg
1951-52	22	131-289	.453	114-171	.667	376	17.1
1952-53	26	206-477	.432	249-310	.803	661	25.4
1953-54	24	177-354	.500	229-296	.774	583	24.3
1954-55	22	169-377	.448	234-299	.783	572	26.0
Totals	94	683-1497	.456	826-1076	.768	2192	23.3


ALL-AMERICANS



ARCHIE DEES - 1957, 1958

Archie Dees was the perfect successor to Indiana great Don Schlundt. After averaging 17.4 points in his first year, Dees went on to lead the Big Ten in scoring two years in a row. He guided the Hoosiers to two conference championships, a share of the title in 1957 and sole possession of the crown in 1958. Dees averaged 25.5 points in his senior season, making it the fifth time in six years that an IU player won the Big Ten scoring title. Dees became the first two-time Big Ten Most Valuable Player.


Year	G-GS	FG-A	Pct.	FT-A	Pct.	Points	Avg	Reb	Avg
1955-56	22	140-332	.422	103-127	.811	383	17.4	--	--
1956-57	22	187-440	.425	176-209	.842	550	25.0	--	--
1957-58	24	130-480	.479	153-186	.823	613	25.5	345	14.4
Totals	68	557-1252	.445	432-522	.828	1546	22.7	--	--



WALT BELLAMY - 1960, 1961

Walt Bellamy was the third straight All-American big man for the Hoosiers, following in the footsteps of Don Schlundt and Archie Dees. Bellamy led the team in rebounding with 15.2 per game and in scoring with 17.4 points per game as a sophomore. In his junior season, Bellamy averaged 22.4 points and 13.5 rebounds. He holds the top IU rebounding mark after averaging 17.8 boards during his final season. Indiana's three-time MVP set IU and Big Ten records in his final collegiate game with 33 rebounds and 28 points in an 82-67 win over Michigan. Bellamy also represented Indiana on the gold-medal U.S. Olympic team in 1960. He became the first Hoosier taken No. 1 in the NBA draft (Chicago) and the first Hoosier named NBA Rookie of the Year.


Year	G-GS	FG-A	Pct.	FT-A	Pct.	Points	Avg	Reb	Avg
1958-59	22	148-289	.512	86-141	.610	382	17.4	335	15.2
1959-60	24	212-396	.535	113-161	.702	537	22.4	324	13.5
1960-61	24	195-389	.501	132-204	.647	522	21.8	428	17.8
Totals	70	555-1074	.517	331-506	.654	1441	20.6	1087	15.5



JIMMY RAYL - 1962, 1963

Jimmy Rayl had magical seasons for the Hoosiers as a junior and senior. After scoring 34 and 41 points in games early in his second season, Rayl exploded in a game against Minnesota. Scoring 25 points in the first half, Rayl recorded 48 points after leading a comeback from 11 points down with 10 minutes left to force overtime. His 20-foot shot with two seconds left in overtime gave IU the victory and lifted him to a Big Ten-record 56 points. He accomplished the feat once more, this time in regulation, during an IU rout of Michigan State. Rayl put up 48 shots, hit 23 field goals, and scored 56 points. All marks are still IU records. Throughout his junior and senior years, Rayl had a 43-game string of double-digit performances. Rayl was a two-time All-Big Ten team member.

Year	G-GS	FG-A	Pct.	FT-A	Pct.	Points	Avg	Reb	Avg
1960-61	20	34-112	.304	11-22	.500	79	4.0	14	0.7
1961-62	24	254-580	.438	206-247	.834	714	29.8	83	3.5
1962-63	24	215-516	.417	178-204	.873	608	25.3	82	3.4
Totals	68	502-1208	.416	395-473	.835	1401	20.6	179	2.6




DICK VAN ARSDALE - 1965

Dick Van Arsdale scored 292 points and captured 213 rebounds as a sophomore to begin a most impressive career at IU. His junior season took on a whole new level as Van Arsdale led Indiana in scoring with 535 points and in rebounding with 298. His senior season was also the last to be coached by the great Branch McCracken at Indiana. Van Arsdale finished his career with 1,240 points and 719 rebounds. He won IU's co-MVP award as a junior and senior and contributed to a gold medal performance at the World University Games. An Academic All-American, Van Arsdale went on to play 12 seasons in the NBA for New York and Phoenix.

Year	G-GS	FG-A	Pct.	FT-A	Pct.	Points	Avg	Reb	Avg
1962-63	24	95-225	.422	102-142	.718	292	12.2	213	8.9
1963-64	24	178-396	.450	179-223	.803	535	22.3	298	12.4
1964-65	24	146-328	.447	121-142	.852	413	17.2	208	8.7
Totals	72	419-949	.442	402-507	.793	1240	17.2	719	10.0

ALL-AMERICANS



TOM VAN ARSDALE - 1965

The only player who could have challenged Dick Van Arsdale as Indiana's top player through 1962-65 was his brother and identical twin Tom Van Arsdale. The two had almost identical stats throughout their three years and put in numerous identical performances. Tom finished his career with 1,252 points, just 12 more than his brother. Tom grabbed 723 career boards and led Indiana in scoring and rebounding during his sophomore and senior seasons. Both brothers had career scoring highs in the same game with Tom netting 34 points against Notre Dame as a junior. He received co-MVP with his brother in their final two seasons and was a member of the gold medal World University Games team. As was Dick, Tom was also an Academic All-American and played 12 seasons in the NBA, retiring with his brother from the Phoenix Suns after the 1976-77 season.


Year	G-GS	FG-A	Pct.	FT-A	Pct.	Points	Avg	Reb	Avg
1962-63	24	122-274	.445	55-100	.550	299	12.5	223	9.3
1963-64	24	196-452	.434	120-177	.689	512	21.3	295	12.3
1964-65	24	173-369	.469	95-138	.688	441	18.4	205	8.5
Totals	72	491-1095	.448	270-415	.651	1252	17.4	723	10.0



GEORGE MCGINNIS - 1971

In only one season with the Hoosiers, George McGinnis did what most college basketball players only dream about. Taking Indiana to a 17-7 record, the sophomore forward led the Big Ten in both scoring (29.9) and rebounding (14.9). He is one of just five players to do that in more than 40 years of conference records. His scoring average was also an IU record. McGinnis scored 20 or more points in 21 of his 24 college games, including an Indiana record 14 times in a row. He scored over 30 points on 12 different occasions, a Hoosier single-season record. The 1971 All-American went on to become a three-time NBA All-Star.


Year	G-GS	FG-A	Pct.	FT-A	Pct.	Points	Avg	Reb	Avg	Assists	Avg
1970-71	24	283-615	.460	153-249	.614	719	29.9	352	14.7	66	2.8
Totals	24	283-615	.460	153-249	.614	719	29.9	352	14.7	66	2.8



STEVE DOWNING - 1973

Steve Downing's totals in his first big college game were 28 points, 17 rebounds, and 10 blocked shots, Indiana's first recorded triple-double. His career continued as it started with Downing becoming the first All-American under Coach Bob Knight. Overcoming a knee injury, Downing led the Hoosiers to a Big Ten title in his final season, averaging 21.8 points in non-conference play and 14.7 during the Big Ten season. He averaged 24 points per game in the Hoosiers' last eight conference games. The conference champions were led by Downing in the quest for the NCAA title but fell short, losing 70-59 to UCLA in the Final Four. Downing was named All-Final Four, Big Ten MVP, and chosen as the Boston Celtics' No. 1 draft pick. He won an NBA Championship with the Celtics in 1974.

Year	G-GS	FG-A	Pct.	FT-A	Pct.	Points	Avg	Reb	Avg	Assists	Avg
1970-71	23	102-202	.505	16-43	.372	220	9.6	216	9.4	26	1.1
1971-72	25	181-426	.425	75-136	.551	437	17.5	377	15.1	23	0.9
1972-73	28	246-473	.520	71-128	.555	563	20.1	296	10.6	11	0.4
Totals	76	529-1101	.480	162-307	.528	1220	16.1	889	11.7	60	0.8




STEVE GREEN - 1974, 1975

Steve Green was a member of one of the greatest combination of players Hoosier fans have ever seen. He had a breakout season as a junior and was considered one of the best players in the Big Ten. IU's Most Valuable Player and an All-Big Ten selection, Green was Indiana's leading scorer with 16.7 points per game. He hit in double figures in 24 games. His senior season, Green helped lead a Hoosier team through an 18-game Big Ten schedule undefeated. The wins came by a record average winning margin of 22.8 points per game. Green went on to sign with Utah and then joined the Indiana Pacers for their first three seasons.

Year	G-GS	FG-A	Pct.	FT-A	Pct.	Points	Avg	Reb	Avg	Assists	Avg
1972-73	28	116-249	.466	50-65	.768	282	10.1	130	4.6	49	1.8
1973-74	28	206-378	.545	55-80	.688	467	16.7	151	5.4	47	1.7
1974-75	31	203-349	.582	110-138	.797	516	16.6	132	4.3	45	1.5
Totals	87	525-976	.538	215-283	.760	1265	14.5	413	4.7	141	1.6


ALL-AMERICANS



QUINN BUCKNER - 1975, 1976

One would think a perfect 18-0 conference record is something that only comes along once in a lifetime. Quinn Buckner and members of the Hoosier Basketball team from 1974-76 proved that history can repeat itself. Buckner's four-year career at Indiana featured four consecutive Big Ten Championships, two undefeated conference seasons, one unbeaten regular season, and an NCAA title. IU's captain as a junior and senior, Buckner was considered one of the greatest leaders the Hoosier backcourt has ever seen. Upon finishing his college career, Buckner helped lead the 1976 U.S. Olympic team to an 8-0 record and a gold medal. He went on to play 10 NBA seasons and in 1984 with the Boston Celtics, joined Jerry Lucas as the only players ever to be on championship teams in high school, college, the Olympics, and the NBA. Only Magic Johnson has since completed that feat.

Year	G-GS	FG-A	Pct.	FT-A	Pct.	Points	Avg	Reb	Avg	Assists	Avg
1972-73	28	130-318	.409	41-69	.594	301	10.8	134	4.8	82	2.9
1973-74	28	103-273	.377	23-41	.561	229	8.2	106	3.8	150	5.4
1974-75	32	165-335	.493	49-84	.583	379	11.8	123	3.8	177	5.5
1975-76	32	123-279	.441	40-82	.487	286	8.9	91	2.8	133	4.2
Totals	120	521-1205	.432	153-276	.554	1195	10.0	454	3.8	542	4.5



SCOTT MAY - 1975, 1976

Scott May was another member of the Indiana dream team of 1976. An undefeated season, four Big Ten Championship rings, and an NCAA title are just a few of the accomplishments under May's name. As a junior, the All-American helped lead Indiana to a perfect 18-0 conference record, only to break his arm in the final game of the regular season. Without May, the Hoosiers' tournament title dreams ended with a 92-90 Mideast Regional championship loss to Kentucky. May returned for his final season in perfect condition and proved it by helping IU to its one and only unbeaten season. The 1976 Player of the Year was the Hoosiers' leading scorer on Bob Knight's first national championship team. May also contributed to the gold medal U.S. Olympic team following his senior season. He averaged 14.2 points for the Chicago Bulls, making the NBA All-Rookie team. His NBA career spanned seven seasons.

Year	G-GS	FG-A	Pct.	FT-A	Pct.	Points	Avg	Reb	Avg	Assists	Avg
1973-74	28	154-313	.492	43-56	.768	351	12.5	150	5.4	41	1.5
1974-75	30	204-400	.510	82-107	.766	490	16.3	199	6.6	57	1.9
1975-76	32	308-584	.527	136-174	.782	752	23.5	245	7.7	68	2.1
Totals	90	666-1297	.513	261-337	.774	1593	17.7	594	6.6	166	1.8




KENT BENSON - 1975, 1976, 1977

Nicknamed Big Red for his recognizable red hair, Kent Benson was part of one of the most amazing periods of Indiana Basketball. After an average 1973-74 season, the Hoosiers took the world by storm in 1974-75, posting a perfect 29-0 regular season record. After teammate Scott May broke his arm, Benson did his part against Kentucky to try to keep the NCAA Tournament dream alive. Benson netted 33 points and grabbed 23 boards but IU fell 92-90 and Benson would have to look forward to his junior season. Benson was named All-Big Ten as a sophomore and his list of honors is endless. During the 1976 championship run, Benson racked up 25 points in the final game at the Final Four and received the Most Outstanding Player Award. The dream would come true as Indiana dominated Michigan for the tournament crown. After a final year at IU, Benson was the first player taken in the NBA draft. He played eight NBA seasons for Milwaukee, Detroit, Utah and Cleveland.

Year	G-GS	FG-A	Pct.	FT-A	Pct.	Points	Avg	Reb	Avg	Assists	Avg
1973-74	27	113-224	.504	24-40	.600	250	9.3	222	8.2	25	0.9
1974-75	32	198-366	.541	84-113	.743	480	15.0	286	8.9	40	1.3
1975-76	32	237-410	.578	80-117	.684	554	17.3	282	8.8	52	1.6
1976-77	23	174-346	.503	108-144	.750	456	19.8	241	10.5	29	1.3
Totals	114	722-1346	.536	296-414	.715	1740	15.3	1031	9.0	146	1.3


ALL-AMERICANS



MIKE WOODSON - 1979, 1980

Mike Woodson became Indiana's 11th All-American in five seasons. He averaged 21.0 points during his junior season and helped lead Indiana to an NIT Championship. Woodson captained the USA's Pan American Games team to a gold medal during the summer prior to his senior year and was all set to have a perfect season with the Hoosiers. After five games and a No. 1 ranking, Woodson suffered a herniated disc in his back and had to undergo surgery. Upon losing Woodson, the Hoosiers went 7-5 in the Big Ten until he returned to spark Indiana back into action. IU finished the conference season with six straight victories and won the Big Ten title. Woodson was the MVP after playing in only six league games that season. Following his senior year, Woodson went on to an 11-year, 10,981-point NBA career with New York, New Jersey, Kansas City, Sacramento, the Los Angeles Clippers, and Houston.

Year	G-GS	FG-A	Pct.	FT-A	Pct.	Pts.	Avg	Reb	Avg	Asts	Avg	Blk	Stl
1976-77	27	212-407	.521	76-96	.792	500	18.5	182	6.7	43	1.6	--	--
1977-78	29-28	242-462	.524	93-121	.769	577	19.9	157	5.4	41	1.4	23	34
1978-79	34	265-532	.498	184-241	.763	714	21.0	193	5.7	100	2.9	14	53
1979-80	14-14	102-225	.453	66-79	.835	270	19.3	49	3.5	36	2.6	9	15
Totals	104	821-1626	.505	419-537	.780	2061	19.8	581	5.6	220	2.1	46	102



ISIAH THOMAS - 1981

The only thing disappointing about Isiah Thomas' IU career is the fact that he only played two years in a Hoosier uniform before turning pro. Before even playing a game at Indiana, Thomas played on Bob Knight's gold-medal Pan-American Games team in San Juan. Thomas helped lead the U.S. team to a 113-94 victory over Puerto Rico in the championship battle. At IU, Thomas started every game he played. He was a member and leader of two Indiana teams that won Big Ten Championships. During his second and final season at IU, Thomas led the Hoosiers in scoring and set a single-season school record for assists with 197. In the 1981 championship game, Thomas led all scorers with 23 points and was honored as the Outstanding Player. Several weeks later, he announced he was headed for the NBA. A No. 2 draft pick, Thomas was an instant success in the NBA. He received Rookie of the Year honors and was a starting All-Star from his first year on. He led the Detroit Pistons to two NBA Championships and his No. 11 was retired by the Pistons.

Year	G-GS	FG-A	Pct.	FT-A	Pct.	Pts.	Avg	Reb	Avg	Asts	Avg	Blk	Stl
1979-80	29-29	154-302	.510	115-149	.772	423	14.6	116	4.0	159	5.5	7	62
1980-81	34-34	212-383	.554	121-163	.742	545	16.0	105	3.1	197	5.6	3	74
Totals	63-63	366-685	.534	236-312	.756	968	15.4	221	3.5	356	5.7	10	136




LANDON TURNER - 1982

The courage and strength shown by Landon Turner can be matched by few athletes around the country. Turner had an up and down basketball career during his first two years at Indiana. During his junior season in 1981, Knight gave Turner one last chance to prove he could contribute. Turner responded with a 4-of-5 performance against Northwestern, which boosted an already powerful lineup. Turner went on to reach double figures in nine of his last 11 games. The Hoosiers won their last five regular season games and earned their second straight Big Ten crown. Turner was on the rise heading into his senior season when disaster struck. On his way to Kings Island in Cincinnati, Ohio, Turner lost control of his vehicle and crashed in an accident that left him paralyzed from the chest down. Turner eventually graduated from Indiana in 1984 and went on to play wheelchair basketball. He was named an honorary All-American by the U.S. Basketball Writers Association and received the Most Courageous Athlete award in 1989.

Year	G-GS	FG-A	Pct.	FT-A	Pct.	Pts.	Avg	Reb	Avg	Asts	Avg	Blk	Stl
1978-79	33	77-142	.532	28-52	.538	182	5.5	112	3.4	9	0.3	9	15
1979-80	26-12	79-163	.485	34-48	.708	192	7.4	114	4.4	12	0.5	11	14
1980-81	33-18	138-246	.561	38-53	.717	314	9.5	122	3.7	26	0.8	18	15
Totals	92	294-551	.533	100-153	.654	688	7.5	348	3.8	47	0.5	38	44

INDIANA BASKETBALL

ALL-AMERICANS



TED KITCHEL - 1982, 1983

By his sophomore year, Ted Kitchel already had two Big Ten titles and had an NCAA Championship ring on his finger. He also set a conference record that still stands today when he hit all 18 of his free throw attempts in an Indiana victory over Illinois. Kitchel was a starter on an all-senior lineup that began the 1982-83 season 10-0 and gained a No. 1 ranking. On a weekend trip to Michigan late in the league season, Kitchel sank a three-pointer and fell to the floor. An early back problem had returned and his season was over. Despite the injury, Kitchel averaged 17.3 points and was one of the league's top scorers.


Year	G-GS	FG-A	Pct.	3FG	Pct.	FT-A	Pct.	Pts	Avg	Reb	Avg	Asts	Avg	Blk	Stl
1978-79	1	0-2	.000	--	--	0-0	.000	0	0.0	0	0.0	0	0.0	0	1
1979-80	22-4	16-50	.320	--	--	7-12	.583	39	1.8	28	1.3	15	0.7	2	6
1980-81	34-27	113-243	.465	--	--	88-103	.854	314	9.2	113	3.3	46	1.4	3	17
1981-82	29-28	204-385	.530	--	--	160-183	.874	568	19.6	141	4.9	55	1.9	9	18
1982-83	24-23	145-284	.511	21-32	.656	104-121	.859	415	17.3	99	4.1	52	2.2	0	9
Totals	110	478-964	.496	21-32	.656	359-419	.859	1336	12.1	381	3.4	168	1.5	14	51



RANDY WITTMAN - 1983

Randy Wittman and Ted Kitchel experienced similar careers at Indiana. Five-year roommates, injury caused redshirt seasons for both individuals. Wittman gathered up his conference championships and NCAA title by his sophomore season. He and Kitchel were major contributors throughout their careers. After Kitchel suffered an injury late in the Big Ten 1982-83 season, Wittman and the Hoosiers were in a tie for the conference lead with three games remaining. Wittman took Indiana under his wing, helping the Hoosiers rout Purdue, Illinois, and Ohio State for yet another Big Ten Championship. Wittman shot .543 on the season and averaged a team-leading 18.9 points. He was IU's third Big Ten MVP in four years. In his IU career, Wittman played an IU-record 4,699 minutes, including the full 40 minutes 45 times. He went on to a productive nine-year NBA career and septm many seasons as an NBA coach.

Year	G-GS	FG-A	Pct.	3FG	Pct.	FT-A	Pct.	Pts	Avg	Reb	Avg	Asts	Avg	Blk	Stl
1978-79	34	101-190	.532	--	--	39-53	.736	241	7.1	90	0.9	31	0.9	6	31
1979-80	5-5	13-28	.464	--	--	3-4	.759	29	5.8	7	1.4	12	2.4	0	8
1980-81	35-32	155-286	.542	--	--	53-69	.768	363	10.4	79	2.3	77	2.2	4	27
1981-82	29-26	144-299	.482	--	--	59-78	.756	347	11.9	94	3.2	102	3.5	5	31
1982-83	30-30	236-435	.543	8-18	.444	89-108	.824	569	18.9	135	4.5	87	2.9	4	31
Totals	127	649-1238	.524	8-18	.444	243-312	.779	1549	11.6	405	3.2	309	2.4	19	128




STEVE ALFORD - 1986, 1987

Steve Alford may have been born dribbling a basketball. Alford was not only a talented athlete, but he had the work ethic and determination to bring out the most of his abilities. An Indiana Mr. Basketball as a high school senior, Alford averaged 37 points a game and never scored less than 20 points in a game his final two seasons. As a freshman at Indiana, Alford led the nation in free throw shooting with a 91.3 percentage and led the Hoosiers with 15.5 points a game. After just missing a Final Four appearance that year, Alford and the Hoosiers had a slow season his sophomore year. He still managed to make history, draining 58 of 62 free throws during the Big Ten season. He also averaged a team-high 18.1 points. Alford continued to improve as a junior as he averaged 22.5 points and brought his team to a 21-8 record. The team was shocked in an NCAA Tournament opening round loss but would return for Alford's senior season with a vigor never seen before. In the first season of college basketball's three-point shot, Alford hit seven treys on two different occasions. He set an NCAA record with his seven baskets from beyond the arc in the championship game, a victory over Syracuse that would secure a fifth national title for the Hoosiers. Alford was the Big Ten MVP in 1987 and went on to a brief NBA career.

Year	G-GS	FG-A	Pct.	3FG	Pct.	FT-A	Pct.	Pts	Avg	Reb	Avg	Asts	Avg	Blk	Stl
1983-84	31-27	171-289	.592	--	--	137-150	.913	479	15.5	82	2.6	98	3.2	3	45
1984-85	32-31	232-431	.538	--	--	116-126	.921	580	18.1	101	3.2	85	2.7	0	44
1985-86	28-28	254-457	.566	--	--	122-140	.871	630	22.5	75	2.7	79	2.8	1	50
1986-87	34-34	241-508	.474	107-202	.530	160-180	.889	749	22.0	87	2.6	123	3.6	3	39
Totals	125-121	898-1685	.532	107-202	.530	535-596	.898	2438	19.5	445	3.6	385	3.1	7	178


ALL-AMERICANS



JAY EDWARDS - 1989

Jay Edwards made his debut appearance in a Hoosier jersey under the fan pressure to see a repeat NCAA Championship performance in 1988. Although Indiana did not obtain back-to-back titles, Edwards gave the Hoosier faithful a sight to see. The Big Ten Freshman of the Year had an NCAA freshman record .536 three-point percentage. He broke Alford's conference record of seven threes in a game. As a sophomore, Edwards led Indiana to a Big Ten title with last second shots to knock off Purdue and Michigan. With an average of 20 points a game and All-America achievement, Edwards gave up his final two years of eligibility to enter the draft and was a second-round pick of the Los Angeles Clippers.

Year	G-GS	FG-A	Pct.	3FG	Pct.	FT-A	Pct.	Pts	Avg	Reb	Avg	Asts	Avg	Blk	Stl
1987-88	23-15	115-256	.449	59-110	.536	69-76	.908	358	15.6	51	2.2	74	3.2	6	17
1988-89	34-33	218-460	.474	81-181	.448	163-198	.823	680	20.0	146	4.3	125	3.7	27	38
Totals	57-48	333-716	.465	140-291	.481	232-274	.847	1038	18.2	197	3.5	199	3.5	33	55



CALBERT CHEANEY - 1991, 1992, 1993

Calbert Cheaney was Bob Knight's first-ever left-handed player and a good choice he was. Cheaney is the only Indiana freshman to start the season opener and score 20 points. Cheaney kept the Hoosiers a national power during all four of his years at Indiana. As a freshman he led the team in scoring with a 17.1 average. Over his final three seasons, Indiana spent all but two of 53 poll weeks in the Top 10 and 38 in the top five. The Hoosiers were 87-16 during those years. In his second season, Cheaney set a school-record with a .596 shooting percentage and an average of 21.6 points per game. Cheaney took on captainship of the team following that year. Indiana was unable to come up with a championship but outscored opponents by 17.6 points to lead the nation. Cheaney led the team to a Final Four appearance as a junior. On his way, he gained control of the all-time Big Ten men's scoring record with his career total of 2,613 points, a record that still stands. Cheaney was named the National Player of the Year (Wooden Award), a unanimous All-American, Big Ten MVP, and was taken No. 6 in the NBA draft by Washington.

Year	G-GS	FG-A	Pct.	3FG	Pct.	FT-A	Pct.	Pts	Avg	Reb	Avg	Asts	Avg	Blk	Stl
1989-90	29-29	199-348	.572	25-51	.490	72-96	.750	495	17.1	133	4.6	48	1.7	16	24
1990-91	34-34	289-485	.596	43-91	.473	113-141	.801	734	21.6	188	5.5	47	1.4	13	24
1991-92	34-32	227-435	.522	33-86	.384	112-140	.800	599	17.6	166	4.9	48	1.4	6	36
1992-93	35-35	303-552	.549	47-110	.427	132-166	.795	785	22.4	223	6.4	84	2.4	10	33
Totals	132-130	1018-1820	.559	148-338	.438	429-543	.790	2613	19.8	690	5.2	227	1.7	45	117




DAMON BAILEY - 1994

Damon Bailey could have never donned the Hoosier warmups and still been considered an Indiana legend. Bailey was featured in Sports Illustrated before ever playing a high school game. He led teams to three national AAU championships and Bedford North Lawrence High School to the state's Final Four three out of four years. As a senior, a national record crowd of 41,046 watched Bailey and his teammates top Concord for the state championship. He was named *USA Today's* High School Player of the Decade. At Indiana, Bailey played in 108 victories including an IU-record 11 NCAA tournament victories. Bailey's career as a Hoosier ended in the third round of NCAA Tournament play his senior year. He averaged 19.6 points per game that season and finished No. 5 on IU's career points list with 1,741. He was All-Big Ten and a third team All-American.

Year	G-GS	FG-A	Pct.	3FG	Pct.	FT-A	Pct.	Pts	Avg	Reb	Avg	Asts	Avg	Blk	Stl
1990-91	33-14	126-249	.506	33-76	.434	90-130	.692	375	11.4	97	2.9	97	2.9	10	39
1991-92	34-27	143-288	.497	48-102	.471	88-115	.765	422	12.4	122	3.6	104	3.1	0	28
1992-93	35-24	117-255	.459	38-91	.418	83-114	.728	355	10.1	117	3.3	144	4.1	7	20
1993-94	30-30	188-391	.481	47-111	.423	166-207	.802	589	19.6	130	4.3	129	4.3	5	45
Totals	132-95	574-1173	.489	166-380	.437	427-566	.754	1741	13.2	466	3.5	474	3.6	22	132


ALL-AMERICANS



ALAN HENDERSON - 1995

During Henderson's sophomore season, the Hoosiers were ranked No. 1 for almost the entire season, but their championship hopes took a turn for the worse when Henderson tore a ligament in his knee in February. Indiana managed a Big Ten Championship but Kansas was victorious in the regional final of the NCAA Tournament. Henderson came back strong as a junior, building up to a 41-point performance against Michigan State at the end of the season. Indiana reached the Sweet 16 for the fourth-straight season but could not advance further. As a senior, Henderson scored 20 or more points on 24 occasions and recorded 49 double-doubles in his four years. He set IU's career rebounding record with 1,091, topping a record set 34 years before. Henderson was the Atlanta Hawks' first round draft pick, eventually becoming a starter and outstanding player for the Hawks.


Year	G-GS	FG-A	Pct.	3FG	Pct.	FT-A	Pct.	Pts	Avg	Reb	Avg	Asts	Avg	Blk	Stl
1991-92	33-26	151-297	.508	1-4	.250	80-121	.661	383	11.6	238	7.2	17	0.5	50	32
1992-93	30-25	130-267	.487	1-6	.167	72-113	.637	333	11.1	243	8.1	27	0.9	43	35
1993-94	30-29	198-373	.531	2-6	.333	136-207	.657	534	17.8	308	10.3	36	1.2	56	39
1994-95	31-31	284-476	.597	2-10	.200	159-251	.633	729	23.5	302	9.7	54	1.7	64	42
Totals	124-111	763-1413	.540	6-26	.231	447-692	.646	1979	16.0	1091	8.8	134	1.1	213	148



BRIAN EVANS - 1996

Brian Evans just kept getting better when it came to Hoosier Basketball. He was a pleasant surprise to the Hoosiers his freshman year when he scored in double figures in eight games. He earned honorable mention All-Big Ten the following year, playing a key role in the Hoosiers' NCAA victories. He averaged 14.0 points per game and 9.0 rebounds during tournament action. As a junior, Evans was a third-team All-Big Ten selection and headed to his senior season with great potential. He led the Hoosiers to a 19-12 record, including an NCAA Tournament appearance. Evans averaged 21.2 points and 7.1 rebounds in his final season, earning him the Big Ten MVP and the conference Silver Basketball Award. He was named first team All-Big Ten and a third team All-American. His list of accomplishments culminated at Indiana with the IU Male Athlete of the Year and Balfour Award as he headed to the NBA's Orlando Magic.

Year	G-GS	FG-A	Pct.	3FG	Pct.	FT-A	Pct.	Pts	Avg	Reb	Avg	Asts	Avg	Blk	Stl
1992-93	35-4	62-146	.425	23-65	.354	37-54	.685	184	5.3	138	3.9	46	1.3	5	18
1993-94	27-24	116-259	.448	43-94	.458	46-58	.793	321	11.9	183	6.8	59	2.2	13	37
1994-95	31-30	177-383	.462	58-139	.417	126-161	.783	538	17.4	208	6.7	101	3.3	17	25
1995-96	31-31	212-474	.447	62-158	.392	172-203	.847	658	21.2	221	7.1	126	4.1	19	43
Totals	124-89	567-1262	.449	186-456	.408	381-476	.800	1701	13.7	730	5.9	332	2.7	54	123




A.J. GUYTON - 2000

A.J. Guyton started his career and ended it at Indiana in much the same way. As a freshman, Guyton became only the second first-year Hoosier to register 400 points, 100 rebounds and 100 assists in a season. He was named the Big Ten Freshman of the Year and was a second team All-Big Ten selection. He moved up to first team All-Big Ten status as a sophomore, averaging 16.8 points per game and netting a career-high 79 three-pointers, the third best mark in school history. Guyton's talent was recognized by fans all over the country. He was a *Playboy* preseason All-American for two consecutive years, the first IU player to ever receive the honor two consecutive seasons. He was voted the Big Ten Player of the Year by the media in his final season as a Hoosier as well as a first-team All-Big Ten selection. He was a finalist for both the Wooden Award and the Naismith Award and helped lead Indiana to a 20-9 record and yet another NCAA Tournament appearance.

Year	G-GS	FG-A	Pct.	3FG	Pct.	FT-A	Pct.	Pts	Avg	Reb	Avg	Asts	Avg	Blk	Stl
1996-97	33-29	157-361	.435	56-145	.386	80-84	.851	450	13.6	110	3.3	129	3.9	17	40
1997-98	32-30	188-402	.468	79-180	.439	82-107	.766	537	16.8	112	3.5	118	3.7	8	37
1998-99	34-34	198-435	.455	76-187	.406	71-94	.755	543	16.0	117	3.4	88	2.6	14	22
1999-00	29-29	204-444	.459	72-172	.419	90-114	.789	570	19.7	80	2.8	68	2.3	13	29
Totals	128-122	747-1642	.455	283-684	.414	323-409	.790	2100	16.4	419	3.3	403	3.1	52	128


ALL-AMERICANS



KIRK HASTON - 2001

Kirk Haston carried the Hoosiers in Mike Davis' first season as head coach, scoring 19 points and pulling down 8.7 rebounds per game. He led the Big Ten in conference scoring and ranked second in rebounding. He had one of the greatest seasons by a Hoosier and the NBA took notice, as Haston chose to forgo his senior season and enter the NBA Draft where he was a first-round selection (16th) of the Charlotte Hornets. Haston's game came to life in 2000-2001, as he discovered the three-point shot. No 3-pointer was bigger than the one he hit at the buzzer to beat No. 1 Michigan State, the first time Indiana had posted a victory over a top-ranked team in Assembly Hall. Haston concluded his career ranked 17th in school history with 1,406 points scored and finished ninth in career rebounds with 748. He earned All-Big Ten first team honors as a junior and second team honors as a sophomore.

Year	G-GS	FG-A	Pct.	3FG	Pct.	FT-A	Pct.	Pts	Avg	Reb	Avg	Asts	Avg	Blk	Stl
1998-99	34-13	133-259	.514	0-0	.000	70-93	.753	336	9.9	220	6.5	30	.8	28	20
1999-00	29-2	168-339	.496	0-2	.000	108-148	.730	444	15.3	240	8.3	4	.1	36	24
2000-01	33-28	243-518	.469	26-69	.377	114-166	.687	626	19.0	288	8.7	41	1.2	40	36
Totals	96-68	544-1116	.487	26-71	.366	292-407	.717	1406	14.6	748	7.8	111	1.2	104	80



JARED JEFFRIES - 2002

Despite playing just two years of college basketball, Jeffries closed his career as one of the most decorated players in Indiana history. He is 39th in the IU career scoring record book (1,008 points) and just the sixth sophomore in school history to crack the 1,000 career point plateau. A consensus second team All-American, finalist for the 2002 Naismith Award and United States Basketball Writers Association Player of the Year Award, Jeffries was the only player in the Big Ten to rank among the league's top 10 in six different statistical categories: scoring (eighth, 15.1), rebounding (second, 7.8), steals (eighth, 1.50), blocked shots (eighth, 1.28), offensive rebounds (2.53) and defensive rebounds (second, 5.06). Jeffries also ranks among the Hoosiers' all-time top 20 in blocked shots (88) and rebounds (20th, 471). He was the 11th overall pick of the NBA Draft by the Washington Wizards.

Year	G-GS	FG-A	Pct.	3FG	Pct.	FT-A	Pct.	Pts	Avg	Reb	Avg	Asts	Avg	Blk	Stl
2000-01	34-34	164-371	.442	12-49	.245	129-208	.620	469	13.9	234	6.9	82	2.4	42	31
2001-02	36-36	189-414	.457	27-71	.380	134-201	.667	539	15.0	273	7.6	74	2.1	46	54
Totals	70-70	353-785	.450	39-120	.325	263-409	.643	1008	14.4	507	6.7	156	2.1	88	85



ERIC GORDON - 2008

One of the most heralded recruits in Hoosier history, Eric Gordon became the first IU freshman ever to earn All-American honors after he set an IU and Big Ten record by scoring 669 points. Gordon was named first-team All-American by *CBSSports.com*, second team by the NABC, and third team by the Associated Press. He was the first freshman at IU to average more than 20 points per game and he led the Big Ten in scoring at 20.9. He was a first-team All-Big Ten choice and the Big Ten Freshman of the Year. He also made a team-high 231 free throws, which was the third-highest single-season total in IU lore. He also was a candidate for the Wooden Award and Naismith Award. He scored 33 points in the season opener against Chattanooga, marking the highest scoring debut of any player to wear the Cream and Crimson. He was an early entrant in the NBA Draft and was selected with the seventh pick in the first round by the Los Angeles Clippers.

Year	G-GS	FG-A	Pct.	3FG	Pct.	FT-A	Pct.	Pts	Avg	Reb	Avg	Asts	Avg	Blk	Stl
2007-08	32-32	184/425	.433	70/208	.337	231/277	.834	669	20.9	104	3.3	78	2.8	20	42



D.J. WHITE - 2008

D.J. White was one of the most beloved players to wear the Indiana uniform. After battling injuries early in his career, and multiple coaching changes, White was rewarded as senior by being named second-team All-American by *CBSSports.com*, *the Sporting News*, *Sports Illustrated*, the USBWA and the NABC. He finished 16th in his career in scoring (1,447) and ninth in IU history in rebounds (748). He was second in the Big Ten in scoring (17.4), first in rebounds (10.3) and field goal percentage (60.5) and fourth in blocked shots (1.64). His 56.2 career field goal percentage mark ranks second all-time in IU history. He was the first player since Alan Henderson in 1994 to average a double-double for a season. His best game of the year was a 21-point, 22-rebound effort at Michigan. He was named Big Ten Player of the Year and was a candidate for the Wooden Award and Naismith Award. He could have applied for a medical hardship to regain a year of eligibility, but elected to enter the NBA Draft where he was drafted in the first round by the Detroit Pistons (29th overall) and later traded to the Seattle SuperSonics who then became the Oklahoma City Thunder.

Year	G-GS	FG-A	Pct.	3FG	Pct.	FT-A	Pct.	Pts	Avg	Reb	Avg	Asts	Avg	Blk	Stl
2004-05	29-29	143-250	.572	0-0	.000	100-141	.709	386	13.3	143	4.9	23	0.8	64	14
2005-06	5-3	19-36	.528	0-0	.000	8-14	.571	46	9.2	11	5.5	5	1.0	7	0
2006-07	32-32	170-332	.512	0-0	.000	100-146	.685	440	13.8	234	7.3	40	1.3	73	28
2007-08	33-33	216-357	.605	1-3	.333	142-206	.689	575	17.4	341	10.3	25	0.7	54	26
Totals	99-97	548-975	.562	1-3	.333	350-507	.690	1447	14.6	748	7.6	93	0.8	198	68

INDIANA BASKETBALL

ALL-AMERICANS



CODY ZELLER - 2012, 2013

Zeller, a native of Washington, Ind., led the Hoosiers during his sophomore campaign with 16.5 points, 8.1 rebounds and 1.3 blocks per game. He ranked among the top-five in the Big Ten in scoring, rebounds and field goal percentage (56.2). In 72 career games at Indiana, Zeller averaged 16.1 points, 7.3 rebounds, 1.3 assists, 1.2 blocks and 1.2 steals per game. He helped lead the Hoosiers to back-to-back NCAA Sweet Sixteen's for the first time since 1994 and the program's first outright Big Ten regular season championship since 1993. During his tenure at IU, the Hoosiers have led all major college conference teams in field goal percentage (48.7), three-point field goal percentage (41.6), free throws made (1327), and free throws attempted (1762). He owns 1,157 career points, and holds IU's record for career field goal percentage at 59.1. Zeller, the 2012 Big Ten Freshman of the Year and a consensus Freshman All-American, was named a Basketball Times and Sports Illustrated First Team All-American and a Capital One First Team Academic All-American. He earned a spot on the John R. Wooden All-America Team, while also being named a Second Team All-American by the Associated Press, USBWA, and the NABC. He earned third team honors from Sporting News. He was an honorable mention AP All-American in 2012. He was selected with the fourth pick in the 2013 NBA Draft by the Charlotte Bobcats.

Year	G-GS	FG-A	Pct.	3FG	Pct.	FT-A	Pct.	Pts	Avg	Reb	Avg	Ass	Avg	Blk	Stl
2011-12	36-36	200-321	.623	0-0	.000	163-216	.755	563	15.6	236	6.6	45	1.3	42	49
2012-13	36-36	199-354	.562	0-2	.000	196-259	.757	594	16.5	290	8.1	47	1.4	45	37
Totals	72-72	399-675	.591	0-2	.000	359-476	.756	1157	16.1	526	7.3	92	1.3	87	86



VICTOR OLADIPO - 2013

Oladipo ended his time at Indiana with a career average of 10.7 points, 5.2 rebounds, 1.5 steals, and 1.7 assists in 104 career games. He ranked third at Indiana in career steals (161) and owns 1,117 career points. During his junior campaign, he averaged 13.6 points, 6.3 rebounds, 2.2 steals, and 2.1 assists per game while helping lead the Hoosiers to back-to-back NCAA Sweet Sixteen's for the first time since 1994 and the Hoosiers' first outright Big Ten regular season championship since 1993. Oladipo set Indiana's single-season record in steals (78) and led the Big Ten in field goal percentage (59.9) and steals (2.2). Oladipo, the NABC National Co-Defensive Player of the Year and Big Ten Defensive Player of the Year, was named the Sporting News National Player of the Year and Rupp Award winner, while also earning First Team All-America honors from Sporting News, the NABC and the Associated Press. The Upper Marlboro, Md., native was also selected to the Wooden All-America team. He was chosen by the Orlando Magic with the second pick in the 2013 NBA Draft.

Year	G-GS	FG-A	Pct.	3FG	Pct.	FT-A	Pct.	Pts	Avg	Reb	Avg	Ass	Avg	Blk	Stl
2010-11	32-5	88-161	.547	8-26	.308	52-85	.612	236	7.4	119	3.7	28	0.8	7	34
2011-12	36-34	136-289	.471	10-48	.208	108-144	.750	390	10.8	191	5.3	73	2.1	21	49
2012-13	36-36	182-304	.599	30-68	.441	97-130	.746	491	13.6	228	6.3	74	2.2	28	78
Totals	104-75	406-754	.538	48-142	.338	257-359	.716	1117	10.7	528	5.2	175	1.5	56	161



KEVIN "YOGI" FERRELL - 2016

Kevin "Yogi" Ferrell left Indiana as the all-time leader in games played and started with 137 and was the first player in the 21st century to win multiple Big Ten titles wearing the Cream and Crimson. He finished sixth in career scoring with 1,986 points and was the all-time IU leader in assists with 633. He was second all-time in Hoosier lore with 272 three-point field goals made, but first in Big Ten play with 159, none bigger than a trey in the final minute at Iowa to help IU clinch its second outright Big Ten title in four years. As a freshman, the Indianapolis native was instrumental on offense and on defense in the final 50 seconds at Michigan to help lead IU to a Big Ten title and a 72-71 comeback win over the Wolverines. For his career, he averaged 14.5 points and 4.6 assists and shot 39.9% from three-point range. A Wooden All-American choice as a senior, he also earned All-American honors from The Sporting News, USA Today, CBS Sports and the Associated Press. He is the only IU player to ever lead his team in assists during all four seasons that he played.

Year	G-GS	FG-A	Pct.	3FG	Pct.	FT-A	Pct.	Pts	Avg	Reb	Avg	Ass	Avg	Blk	Stl
2012-13	36-36	91-226	.403	23-76	.303	67-84	.798	272	7.6	100	2.8	147	4.1	6	28
2013-14	32-32	169-409	.413	88-220	.400	126-153	.824	552	17.3	95	3.0	125	3.9	1	24
2014-15	34-34	181-412	.439	82-197	.416	111-129	.860	555	16.3	110	3.2	166	4.9	1	24
2015-16	35-35	196-428	.458	79-188	.420	136-164	.829	607	17.3	133	3.8	195	5.6	1	38
Totals	137-137	637-1475	.432	272-681	.399	440-530	.830	1986	14.5	438	3.2	633	4.6	9	114

ALL-AMERICANS



TRAYCE JACKSON-DAVIS - 2021, 2023

Trayce Jackson-Davis started all 126 games played over his sensational four-year run with the Cream and Crimson. He led the Hoosiers in scoring in all four years and became the first IU player to average 20.0 points and 10.0 rebounds in a season (2022-23) since Steve Downing in 1972-73. TJD finished his career as the program's all-time leader in rebounds (1,143) and blocks (270), while finishing third in career points (2,258) and double-doubles (50). He was named to the All-America Third Team by Sporting News, NABC, and USBWA, while AP tabbed him to the honorable mention team following his sophomore campaign. As a senior, he was named a Consensus First-Team All-American (Associated Press, NABC, Sporting News, USBWA) while also being named the Karl Malone Power Forward of the Year. The former Indiana Mr. Basketball was the first sophomore since Cody Zeller (2012-13) to earn All-America status and the first consensus All-American since Victor Oladipo and Zeller (2012-13).


Year	G-GS	FG-A	Pct.	3FG	Pct.	FT-A	Pct.	Pts	Avg	Reb	Avg	Asts	Avg	Blk	Stl
2019-20	32-32	159-281	.566	0-0	.000	115-168	.685	433	13.5	270	8.4	37	1.2	59	22
2020-21	27-27	183-354	.517	0-0	.000	150-229	.655	516	19.1	243	9.0	29	1.4	38	20
2021-22	35-35	246-418	.589	0-3	.000	147-218	.674	639	18.3	284	8.1	66	1.4	81	22
2022-23	32-32	262-451	.581	0-0	.000	146-210	.695	670	20.9	346	10.8	129	4.0	92	27
Totals	126-126	850-1504	.565	0-3	.000	558-825	.676	2258	17.9	1143	9.1	271	2.2	270	91

NATIONAL PLAYERS OF THE YEAR



KENT BENSON - 1976

Helms Foundation National Player of the Year



SCOTT MAY - 1976

Naismith Award • Rupp Award
Helms Foundation National Player of the Year
Sporting News Player of the Year



Calbert Cheaney - 1993

Wooden Award • Naismith Award • Rupp Award
Sporting News Player of the Year



VICTOR OLADIPO - 2013

Rupp Award
Sporting News Player of the Year

BIG TEN PLAYERS OF THE YEAR



DON SCHLUNDT - 1953

Don Schlundt became Indiana's first Big Ten Most Valuable Player after leading the 1953 Hoosiers to a 23-3 overall mark and their first conference title under the direction of Branch McCracken with a 17-1 record. Schlundt was also the first sophomore in conference history to win the award. Known as "Mr. Inside," the 6-10 sophomore set conference records in points scored (459), free throws in a game (17) and free throws in a season (175). During the NCAA Tournament march, Schlundt's 49 free throws in four games set a new NCAA record. His season-high 41 points against Notre Dame in the Chicago Regional NCAA Tournament erased George Mikan's Chicago Stadium record. Chosen for the All-NCAA Tournament team and the All-Regional Tournament team in Chicago, Schlundt was also selected as the Regional MVP. A unanimous choice of all All-Big Ten teams, he won a place on All-American teams of the Helms Foundation, International News Service and ranked within the first 10 on Colliers', AP and UPI All-Americans.

	Games	FG	FGA	Pct.	FT	FTA	Pct.	Rebounds	Avg	Points	Avg
Big Ten	18	142	326	.436	175	213	.822	-	-	459	25.5
Overall	26	206	477	.432	249	310	.803	220	10.0	661	25.4



ARCHIE DEES - 1957

During the 1956-57 season, junior Archie Dees led the Hoosiers to their third Big Ten crown in five years. During that 14-8 season (10-4 Big Ten), Dees was selected as the Big Ten MVP after receiving almost as many votes as all other candidates combined. Dees earned the award after putting up 356 points (25.4 avg.) and running away with the conference scoring title. He ranked as the country's most proficient free throw shooter for his size, sinking 176 of 209 attempts for an .842 percentage, 10th best in the nation. His 106 of 125 in the Big Ten for an .848 percentage was top in the league. He set IU records for a 22-game season in field goals (187), field goal attempts (440) and climbed to third place in career points (933 in two years) behind Don Schlundt (2,192) and Bob Leonard (1,098). His 14.4 rebounds per contest, along with his 25.0 points, made Dees one of the most feared competitors in the nation.


	Games	FG	FGA	Pct.	FT	FTA	Pct.	Rebounds	Avg	Points	Avg
Big Ten	14	125	288	.434	106	125	.848	-	-	356	25.4
Overall	22	187	440	.425	176	209	.842	317	14.4	550	25.0



ARCHIE DEES - 1958

In 1958, Archie Dees became the first two-time Big Ten MVP after scoring 362 points and pulling down 211 rebounds in 14 games. He led the team in scoring, rebounding and field goal percentage. His overall average of 25.5 points per game is the fourth-best season average in school history. His average of 14.4 rebounds per game tied his average in 1957 for fifth place in school history. He finished his career ranked in the school's top 10 in rebounds (4th with 914), field goal attempts (10th with 1,252), free throw attempts (9th with 522) and free throw percentage (9th with a percentage of .828). Dees was also selected to the All-America and All-Big Ten teams for the second straight season.


	Games	FG	FGA	Pct.	FT	FTA	Pct.	Rebounds	Avg	Points	Avg
Big Ten	14	139	286	.486	84	105	.808	211	15.1	362	25.9
Overall	24	230	480	.479	153	186	.823	345	14.4	613	25.5



STEVE DOWNING - 1973

The leader of the pack in 1973 was Steve Downing. Downing averaged a team-high 20.1 points and 10.6 rebounds that season, including a .520 field goal percentage. He set Assembly Hall records in field goals (18) and field goals attempted (31) against Illinois. He led the 22-6 (11-3 Big Ten) Hoosiers to a Big Ten Championship before they won the NCAA Midwest Regional and finished third in the NCAA Finals. Downing finished his career with 1,220 points, placing him 26th all-time. After posting 19.9 points and 9.9 rebounds per conference contest, Downing was honored as the Big Ten MVP. He also received first team All-Big Ten and All-America honors.

	Games	FG	FGA	Pct.	FT	FTA	Pct.	Rebounds	Avg	Points	Avg
Big Ten	14	118	231	.510	42	70	.600	138	9.9	278	19.9
Overall	28	246	473	.520	71	128	.555	296	10.6	563	20.1




SCOTT MAY - 1975

In 1975, Sandusky, Ohio, native Scott May was a unanimous All-Big Ten selection and voted MVP in the conference. May scored in double figures in every game until suffering a broken arm at Purdue in Indiana's 26th game of the season. He totaled a season-best 29 points against Kansas after scoring Indiana's first nine overtime points, en route to a 74-70 victory. He tallied 20-plus points on 12 different occasions on a team that finished with a 31-1 record, including an 18-0 conference mark. He was the second-highest rebounder on the team with 199. May was also selected to the All-America team by the AP, UPI and Helms Foundation. He was a second team All-America selection by the NBA Coaches, Basketball Weekly and the National Association of Basketball Coaches.

	Games	FG	FGA	Pct.	FT	FTA	Pct.	Rebounds	Avg	Points	Avg
Big Ten	16	112	203	.552	43	54	.796	117	7.3	267	16.7
Overall	30	204	400	.510	82	107	.766	199	6.6	490	16.3

BIG TEN PLAYERS OF THE YEAR



SCOTT MAY - 1976

Scott May became Indiana's second two-time Big Ten MVP in 1976 after a remarkable senior season. May's 752 points that season set a school record and brought his career total to 1,593. His career point total ranks 11th in school history and is the best by any three-year letterwinner. His 308 field goals that season still holds as the most by anyone in IU history, while his 584 field goal attempts is second most. May also set a school record with nine steals against Michigan. His 14 field goals against St. John's in the Midwest First Round ties two other Hoosiers for most field goals in an NCAA Tournament game. He led the 32-0 (18-0 Big Ten) Hoosier roster in scoring and free throw percentage (.782). Much like his junior season, May earned first team All-Big Ten and All-America honors for his outstanding efforts. He was also named the 1976 NCAA Player of the Year.

	Games	FG	FGA	Pct.	FT	FTA	Pct.	Rebounds	Avg	Points	Avg
Big Ten	18	175	342	.512	62	84	.738	135	7.5	412	22.9
Overall	32	308	584	.527	136	174	.782	245	7.7	752	23.5



KENT BENSON - 1977

In 1977, Kent Benson returned for his senior season after winning the 1976 NCAA Championship and being named the NCAA Finals' MVP. In his final year, the 6-11 center grabbed 241 rebounds, bringing his career total to 1,031, a mark that currently ranks third in school history and 10th in Big Ten history. He also recorded 456 points for a total of 1,740 career points, eighth-best in school history. He led a 16-11 (11-7 Big Ten) Hoosier squad in rebounds and blocks (28). In addition to being selected as the Big Ten's 1977 MVP, Benson earned All-America and first-team All-Big Ten honors for the third consecutive season. He was also selected to the academic All-America and academic All-Big Ten teams for the second straight season.

	Games	FG	FGA	Pct.	FT	FTA	Pct.	Rebounds	Avg	Points	Avg
Big Ten	14	108	206	.524	80	107	.748	133	9.5	296	21.1
Overall	23	174	346	.503	108	144	.750	241	10.5	456	19.8



MIKE WOODSON - 1980

Mike Woodson's 1980 Big Ten MVP season ranks as a great comeback story. He had back surgery in late December and returned to action just seven weeks later. His heroic return sparked the Hoosiers to emerge from the middle of a five-team race in the conference to the clear-cut champion after a six-game charge. He closed his IU career with 2,061 points, fifth-best in IU history. At year's end, Woodson earned All-America status for the second consecutive year.

	Games	FG	FGA	Pct.	FT	FTA	Pct.	Rebounds	Avg	Points	Avg
Big Ten	6	43	101	.426	37	44	.841	16	2.7	123	20.5
Overall	14	102	225	.453	66	79	.835	49	3.5	270	19.3



RAY TOLBERT - 1981

Ray Tolbert finished 1981 as the Big Ten's shooting leader with a percentage of .626. While leading the Hoosiers to their fourth National Championship in school history, Tolbert set the pace in rebounding (224), field goal percentage (.588), and blocks (35). His four blocks against Maryland in the 1981 Midwest Second Round set a school record that has since been matched by Dean Garrett and Alan Henderson. In the National Championship game against North Carolina, he grabbed a game-high 11 rebounds, in a 63-50 IU victory. Tolbert's 428 points during his senior year placed him 18th on the all-time scoring list at IU with 1,427 points. He played in 127 games as a Hoosier, starting 123.

	Games	FG	FGA	Pct.	FT	FTA	Pct.	Rebounds	Avg	Points	Avg
Big Ten	18	107	171	.626	44	60	.733	119	6.6	258	14.3
Overall	35	177	301	.588	74	100	.740	224	6.4	428	12.2




RANDY WITTMAN - 1983

In 1983, Indiana fifth-year senior Randy Wittman was one of the most experienced players in the Big Ten Conference. Playing like the profound leader that he was, Wittman scored 589 points for the 24-6 Hoosiers, averaging 18.9 points. In addition to leading the team in scoring, he also led in field goal percentage (.543). He ended his career with 1,549 points in 133 games and is now in 13th place on the IU career scoring list. His 133 career games played ranks No. 1 in school history, nudging the 132 games played by Damon Bailey, Calbert Cheaney, and Greg Graham. He was a first-time All-American, an academic All-American for the second straight year, and, in April 1983, was one of 10 recipients of an NCAA post-graduate scholarship.

	Games	FG	FGA	Pct.	FT	FTA	Pct.	Rebounds	Avg	Points	Avg
Big Ten	18	138	258	.535	57	69	.826	74	4.1	341	18.9
Overall	30	236	435	.543	89	108	.824	135	4.5	569	18.9


BIG TEN PLAYERS OF THE YEAR



STEVE ALFORD - 1987

In all four of his years at Indiana, Steve Alford led the Indiana Hoosiers in scoring. He is the second Hoosier to accomplish that feat as Don Schlundt did it from 1952-1955. During his senior season, he had his most prolific effort, tallying 749 points, including a school-record 107 three-point field goals. The New Castle, Ind., native finished his career as Indiana's career scoring leader with 2,438 points and now ranks second all-time. His career point total also ranks as the fifth-best in conference history. Behind the 1987 Big Ten MVP, the Hoosiers finished the season with a record of 30-4 (15-3) and claimed the school's most recent National Championship by defeating Syracuse 74-73 in the NCAA Championship game. In his last game as a Hoosier, Alford went 8-15 from the field, including a remarkable 7-10 from three-point range, to lead all scorers with 23 points. For the second consecutive season, the 6-2 guard received both All-America and first-team All-Big Ten honors.


	Games	FG	FGA	Pct.	3FG	3FGA	Pct.	FT	FTA	Pct.	Reb.	Avg.	Pts.	Avg.
Big Ten	18	126	267	.472	54	108	.500	58	95	.895	44	2.4	391	21.7
Overall	34	241	508	.474	107	202	.530	160	180	.889	87	2.6	749	22.0



CALBERT CHEANEY - 1993

Calbert Cheaney was a leader in every facet of the game for the Indiana Hoosiers during the 1992-93 season. En route to winning the 1993 Big Ten MVP award, Cheaney averaged 22.4 points per contest in 35 appearances. His school-record 785 points in one season puts him high a top the leaderboard for career points in the Big Ten (2,613). He led the 31-4 Hoosiers to (17-1) their 22nd consecutive NCAA appearance after winning the 1993 Big Ten title. Cheaney completed a clean sweep of College Basketball Player of the Year Awards as he won 12 such awards. In 1993, Cheaney became one of only three Hoosiers to earn All-America honors three times. He was also named Preseason NIT MVP.


	Games	FG	FGA	Pct.	3FG	3FGA	Pct.	FT	FTA	Pct.	Reb.	Avg.	Pts.	Avg.
Big Ten	18	146	271	.539	23	56	.411	71	87	.816	112	6.2	386	21.4
Overall	35	303	552	.549	47	110	.427	132	166	.795	223	6.4	785	22.4



BRIAN EVANS - 1996

Not only did Brian Evans lead the Hoosiers in scoring, rebounding and steals during the 1995-96 season, he led them to a 19-12 mark overall, including a 12-6 record in the conference. Evans became the first Indiana player to win the Big Ten scoring title under the tutelage of Bob Knight and the first Hoosier since George McGinnis won the award in 1971. Hailing from Terre Haute, Ind., the 6-8 forward posted career highs in nearly every statistical category in 1996. Evans finished his career in 10th place on IU's career scoring chart with 1,701 points. He was an All-America and first-team All-Big Ten selection in 1996.

	Games	FG	FGA	Pct.	3FG	3FGA	Pct.	FT	FTA	Pct.	Reb.	Avg.	Pts.	Avg.
Big Ten	18	121	260	.465	37	95	.389	120	136	.882	128	7.1	399	22.2
Overall	31	212	474	.447	62	158	.392	172	203	.847	221	7.1	658	21.2




A.J. GUYTON - 2000

A.J. Guyton was named Big Ten MVP in 2000. In the 100th season of Indiana basketball, Guyton led the Hoosiers to a 20-9 season, including a 10-6 conference mark. The 6-1 shooting guard from Peoria, Ill., led the Big Ten in both conference and non-conference scoring. His 419 overall three-point shooting percentage was second best in the conference and he held the fifth-best free throw percentage in conference games with an accuracy of .825. Against North Carolina, Guyton put up seven three-pointers and tied a school record for most threes in one game. His 172 trifectas in 2000 ranks seventh-best at Indiana. Guyton finished his Indiana career as the fourth-highest scorer in school history with 2,100 points. Aside from being named the Big Ten MVP, Guyton was also an All-America and first team All-Big Ten honoree in 2000.

	Games	FG	FGA	Pct.	3FG	3FGA	Pct.	FT	FTA	Pct.	Reb.	Avg.	Pts.	Avg.
Big Ten	16	121	252	.480	37	84	.440	66	80	.825	47	2.9	345	21.6
Overall	29	204	444	.459	72	172	.419	90	114	.789	80	2.8	570	19.7


BIG TEN PLAYERS OF THE YEAR



JARED JEFFRIES - 2002

Jared Jeffries became the first Indiana player since Brian Evans (1996) to be named Big Ten MVP by both the coaches and the media. The 6-10 sophomore enjoyed a stellar 2001-02 campaign, ranking among the league's top 10 in scoring (eighth, 15.0), rebounding (second, 7.6), steals (eighth, 1.50), blocks (eighth, 1.28), offensive rebounds (fourth, 2.53), and defensive rebounds (second, 5.06). He also became the 36th member of the Hoosiers' 1,000 career point club. A second-team All-American selection and finalist for the Naismith and Wooden Awards, Jeffries was the 11th overall pick of the 2002 NBA Draft by the Washington Wizards.



	Games	FG	FGA	Pct.	3FG	3FGA	Pct.	FT	FTA	Pct.	Reb.	Av.	Pts.	Av.
Big Ten	15	81	172	.471	11	33	.333	54	81	.667	119	7.9	227	15.1
Overall	36	189	414	.457	27	71	.380	134	201	.667	273	7.6	539	15.0



D.J. WHITE - 2008

D.J. White was named Big Ten MVP after he was second in the Big Ten in scoring (17.4), first in rebounds (10.3) and field goal percentage (.56.2) and fourth in blocked shots (1.64). He was named second-team All-America by *CMSSports.com*, the *Sporting News*, *Sports Illustrated*, the USBWA and the NABC. He finished 16th in career scoring (1,447) and ninth in IU history in rebounds (748). He was the first player since Alan Henderson in 1994 to average a double-double for a season. His best game of the year was a 21-point, 22-rebound effort at Michigan. He was named Big Ten Player of the Year and was a candidate for the Wooden Award and Naismith Award. He could have applied for a medical hardship to regain a year of eligibility, but elected to enter the NBA Draft where he was drafted in the first round by the Detroit Pistons (29th overall) and later traded to the Seattle SuperSonics who then became the Oklahoma City Thunder.

	Games	FG	FGA	Pct.	3FG	3FGA	Pct.	FT	FTA	Pct.	Reb.	Av.	Pts.	Av.
Big Ten	18	121	204	.570	1	2	.500	77	111	.694	193	10.7	320	17.8
Overall	33	216	357	.605	1	3	.333	142	206	.689	341	10.3	575	17.4



Archie Dees (left) and Scott May are the only two Indiana players to have been named Big Ten MVP twice.

1,000 POINT SCORERS**1. Calbert Cheaney - 2,613**

YEAR	FG	FGA	PCT	FT	FTA	PCT	TP	AVG
1989-93	1,018	1,820	.559	429	543	.790	2,613	19.8

Career Three-Point Field Goals: 148-338 (.438)

2. Steve Alford - 2,438

YEAR	FG	FGA	PCT	FT	FTA	PCT	TP	AVG
1983-87	898	1,685	.532	535	596	.898	2,438	19.5

Career Three-Point Field Goals: 107-202 (.530)

3. Trayce Jackson-Davis - 2,258

YEAR	FG	FGA	PCT	FT	FTA	PCT	TP	AVG
2019-23	850	1,504	.565	558	825	.676	2,258	17.9

Career Three-Point Field Goals: 0-3

4. Don Schlundt - 2,192

YEAR	FG	FGA	PCT	FT	FTA	PCT	TP	AVG
1951-55	683	1,497	.456	826	1,076	.768	2,192	23.3

5. A.J. Guyton - 2,100

YEAR	FG	FGA	PCT	FT	FTA	PCT	TP	AVG
1996-00	747	1,642	.455	323	409	.790	2,100	16.4

Career Three-Point Field Goals: 283-684 (.414)

6. Mike Woodson - 2,061

YEAR	FG	FGA	PCT	FT	FTA	PCT	TP	AVG
1976-80	821	1,626	.505	419	537	.780	2,061	19.8

7. Kevin "Yogi" Ferrell - 1,986

YEAR	FG	FGA	PCT	FT	FTA	PCT	TP	AVG
2012-16	637	1,475	.432	440	530	.830	1,986	14.5

Career Three-Point Field Goals: 272-681 (.399)

8. Alan Henderson - 1,979

YEAR	FG	FGA	PCT	FT	FTA	PCT	TP	AVG
1991-95	763	1,413	.540	447	692	.646	1,979	16.0

Career Three-Point Field Goals: 6-26 (.231)

9. Damon Bailey - 1,741

YEAR	FG	FGA	PCT	FT	FTA	PCT	TP	AVG
1990-94	574	1,183	.485	427	566	.754	1,741	13.2

Career Three-Point Field Goals: 166-380 (.437)

10. Kent Benson - 1,740

YEAR	FG	FGA	PCT	FT	FTA	PCT	TP	AVG
1973-77	722	1,346	.536	296	414	.715	1,740	15.3

11. Christian Watford - 1,730

YEAR	FG	FGA	PCT	FT	FTA	PCT	TP	AVG
2010-13	531	1,292	.411	504	616	.818	1,730	13.1

Career Three-Point Field Goals: 164-387 (.424)

12. Eric Anderson - 1,715

YEAR	FG	FGA	PCT	FT	FTA	PCT	TP	AVG
1988-92	635	1,232	.515	424	578	.733	1,715	13.1

Career Three-Point Field Goals: 21-53 (.396)

13. Brian Evans - 1,701

YEAR	FG	FGA	PCT	FT	FTA	PCT	TP	AVG
1992-96	567	1,262	.449	381	476	.800	1,701	13.7

Career Three-Point Field Goals: 21-53 (.396)

14. Scott May - 1,593

YEAR	FG	FGA	PCT	FT	FTA	PCT	TP	AVG
1973-76	666	1,297	.513	261	337	.774	1,593	17.7

15. Greg Graham - 1,590

YEAR	FG	FGA	PCT	FT	FTA	PCT	TP	AVG
1989-93	507	987	.514	468	611	.766	1,590	12.1

Career Three-Point Field Goals: 108-246 (.439)

16. Randy Wittman - 1,549

YEAR	FG	FGA	PCT	FT	FTA	PCT	TP	AVG
1978-83	649	1,238	.524	243	312	.779	1,549	11.6

Career Three-Point Field Goals: 8-18 (.444)

17. Archie Dees - 1,546

YEAR	FG	FGA	PCT	FT	FTA	PCT	TP	AVG
1955-58	557	1,252	.445	432	522	.827	1,546	22.7

18. Bracey Wright - 1,498

YEAR	FG	FGA	PCT	FT	FTA	PCT	TP	AVG
2002-05	469	1,159	.405	374	482	.776	1,498	17.6

Career Three-Point Field Goals: 186-532 (.350)

19. D.J. White - 1,447

YEAR	FG	FGA	PCT	FT	FTA	PCT	TP	AVG
2004-08	548	975	.562	350	507	.690	1,447	14.6

Career Three-Point Field Goals: 1-3 (.333)

20. Walt Bellamy - 1,441

YEAR	FG	FGA	PCT	FT	FTA	PCT	TP	AVG
1958-61	555	1,074	.517	331	506	.654	1,441	20.6

21. Ray Tolbert - 1,427

YEAR	FG	FGA	PCT	FT	FTA	PCT	TP	AVG
1977-81	593	1,120	.529	241	354	.681	1,427	11.2

22. Robert Johnson - 1,413

YEAR	FG	FGA	PCT	FT	FTA	PCT	TP	AVG
2014-18	513	1,172	.438	148	213	.695	1,413	11.0

23. Kirk Haston - 1,406

YEAR	FG	FGA	PCT	FT	FTA	PCT	TP	AVG
1998-01	544	1,116	.487	292	407	.717	1,406	14.7

Career Three-Point Field Goals: 26-71 (.367)

24. Jimmy Rayl - 1,401

YEAR	FG	FGA	PCT	FT	FTA	PCT	TP	AVG
1960-63	503	1,208	.416	395	473	.835	1,401	20.6

25. Juwan Morgan - 1,374

YEAR	FG	FGA	PCT	FT	FTA	PCT	TP	AVG
2015-19	517	920	.562	283	422	.671	1,374	10.7

Career Three-Point Field Goals: 57-192 (.297)

26. Andrae Patterson - 1,365

YEAR	FG	FGA	PCT	FT	FTA	PCT	TP	AVG
1994-98	517	1,080	.478	286	379	.755	1,365	11.3

Career Three-Point Field Goals: 45-138 (.326)

27. Uwe Blab - 1,357

YEAR	FG	FGA	PCT	FT	FTA	PCT	TP	AVG
1981-85	545	1,003	.543	267	418	.639	1,357	11.5

28. Verdell Jones III - 1,347

YEAR	FG	FGA	PCT	FT	FTA	PCT	TP	AVG
2009-12	454	1,067	.425	371	510	.727	1,347	11.5

Career Three-Point Field Goals: 68-228 (.298)

29. Ted Kitchel - 1,336

YEAR	FG	FGA	PCT	FT	FTA	PCT	TP	AVG
1978-83	478	964	.496	359	419	.859	1,336	12.1

1,000 POINT SCORERS

30. Jordan Hulls - 1,318

YEAR	FG	FGA	PCT	FT	FTA	PCT	TP	AVG
2010-13	444	953	.466	176	205	.859	1,318	9.8

Career Three-Point Field Goals: 254-576 (.441)

31. Tom Bolyard - 1,299

YEAR	FG	FGA	PCT	FT	FTA	PCT	TP	AVG
1960-63	531	1,182	.449	237	349	.679	1,299	18.0

32. Joby Wright - 1,272

YEAR	FG	FGA	PCT	FT	FTA	PCT	TP	AVG
1969-72	557	1,185	.470	158	286	.552	1,272	17.4

33. Steve Green - 1,265

YEAR	FG	FGA	PCT	FT	FTA	PCT	TP	AVG
1972-75	525	976	.553	215	283	.760	1,265	14.5

34. Tom Van Arsdale - 1,252

YEAR	FG	FGA	PCT	FT	FTA	PCT	TP	AVG
1962-65	491	1,095	.448	270	415	.650	1,252	17.4

35. Dick Van Arsdale - 1,240

YEAR	FG	FGA	PCT	FT	FTA	PCT	TP	AVG
1962-65	419	949	.441	402	507	.793	1,240	17.2

36. James Blackmon Jr. - 1,235

YEAR	FG	FGA	PCT	FT	FTA	PCT	TP	AVG
2015-17	424	938	.452	182	221	.824	1,235	16.3

Career Three-Point Field Goals: 205-494 (.415)

37. Steve Downing - 1,220

YEAR	FG	FGA	PCT	FT	FTA	PCT	TP	AVG
1970-73	529	1,101	.480	162	307	.528	1,220	16.1

38. Tom Coverdale - 1,217

YEAR	FG	FGA	PCT	FT	FTA	PCT	TP	AVG
1999-03	382	921	.415	253	333	.760	1,217	10.6

Career Three-Point Field Goals: 200-555 (.360)

39. Jeff Newton - 1,203

YEAR	FG	FGA	PCT	FT	FTA	PCT	TP	AVG
1999-03	441	997	.442	308	457	.674	1,203	9.0

Career Three-Point Field Goals: 13-40 (.325)

40. Quinn Buckner - 1,195

YEAR	FG	FGA	PCT	FT	FTA	PCT	TP	AVG
1973-76	521	1,205	.432	153	276	.554	1,195	10.0

41. Cody Zeller - 1,157

YEAR	FG	FGA	PCT	FT	FTA	PCT	TP	AVG
2012-13	399	675	.591	359	475	.756	1,157	16.1

Career Three-Point Field Goals: 0-2 (.000)

42. Will Sheehy - 1,120

YEAR	FG	FGA	PCT	FT	FTA	PCT	TP	AVG
2011-14	424	873	.486	186	275	.676	1,120	8.6

Career Three-Point Field Goals: 86-251 (.343)

43. Victor Oladipo - 1,117

YEAR	FG	FGA	PCT	FT	FTA	PCT	TP	AVG
2011-13	406	754	.538	257	359	.716	1,117	10.7

Career Three-Point Field Goals: 48-142 (.338)

44. Troy Williams - 1,115

YEAR	FG	FGA	PCT	FT	FTA	PCT	TP	AVG
2014-16	412	789	.522	253	359	.705	1,115	11.3

Career Three-Point Field Goals: 38-117 (.325)

45. Marshall Strickland - 1,106

YEAR	FG	FGA	PCT	FT	FTA	PCT	TP	AVG
2002-06	358	892	.401	203	253	.802	1,106	9.2

Career Three-Point Field Goals: 188-488 (.385)

46. Vernon Payne - 1,101

YEAR	FG	FGA	PCT	FT	FTA	PCT	TP	AVG
1965-68	435	1,080	.403	231	322	.717	1,101	14.9

47. Joe Cooke - 1,099

YEAR	FG	FGA	PCT	FT	FTA	PCT	TP	AVG
1968-70	449	1,057	.425	201	264	.761	1,099	18.3

48. Bob Leonard - 1,098

YEAR	FG	FGA	PCT	FT	FTA	PCT	TP	AVG
1951-54	433	1,304	.332	232	348	.667	1,098	15.5

49. Daryl Thomas - 1,095

YEAR	FG	FGA	PCT	FT	FTA	PCT	TP	AVG
1983-87	399	737	.541	297	402	.738	1,095	10.3

50. Rick Calloway - 1,073

YEAR	FG	FGA	PCT	FT	FTA	PCT	TP	AVG
1985-88	447	855	.523	179	258	.694	1,073	12.8

51. Jay Edwards - 1,038

YEAR	FG	FGA	PCT	FT	FTA	PCT	TP	AVG
1987-89	333	716	.465	232	274	.847	1,038	18.2

Career Three-Point Field Goals: 140-291 (.486)

52. Aljami Durham, 1035

YEAR	FG	FGA	PCT	FT	FTA	PCT	TP	AVG
2017-21	321	783	.410	265	243	.773	1,035	8.4

Career Three-Point Field Goals: 128-358 (.358)

53. Harry "Butch" Joyner - 1,030

YEAR	FG	FGA	PCT	FT	FTA	PCT	TP	AVG
1965-68	408	918	.444	214	324	.661	1,030	15.1

54. Jared Jeffries - 1,008

YEAR	FG	FGA	PCT	FT	FTA	PCT	TP	AVG
2000-02	353	785	.450	263	409	.643	1,008	14.4

Career Three-Point Field Goals: 39-120 (.325)

QUICKEST TO 1,000 CAREER POINTS

Name	Years	Game Total	Milestone Game
Don Schlundt	1951-54	43 games	LSU, 3/17/53
Archie Dees	1955-57	47 games	Missouri, 12/14/57
Walt Bellamy	1958-60	50 games	Missouri, 12/12/60
Calbert Cheaney	1989-92	53 games	Purdue, 2/10/91
Mike Woodson	1976-80	54 games	Iowa, 3/4/78
Jimmy Rayl	1960-63	54 games	Michigan State, 1/5/63
Joe Cooke	1967-69	55 games	Notre Dame, 12/20/69
Jay Edwards	1987-89	55 games	George Mason, 3/17/89
Bracey Wright	2002-05	59 games	Ohio State, 3/12/04
Tom Bolyard	1960-62	60 games	DePaul, 1/26/63

SCORING

SINGLE GAME

1.	56	Jimmy Rayl	Michigan State	2/23/63
	56	Jimmy Rayl	Minnesota	1/27/62
3.	48	Mike Woodson	at Illinois	3/3/79
4.	47	Steve Downing	Kentucky	12/11/71
	47	Don Schlundt	Ohio State	3/5/55
	47	Don Schlundt	Ohio State	1/18/54
7.	45	George McGinnis	Northern Illinois	2/1/71
8.	44	Jimmy Rayl	at Michigan State	1/5/63
	44	Jimmy Rayl	Wisconsin	2/12/62
10.	43	Trayce Jackson-Davis	Marshall	11/27/21
11.	42	Steve Alford	Michigan State	2/4/87
	42	Dick VanArsdale	vs. Notre Dame	12/4/63
	42	Walt Bellamy	at Illinois	2/22/60
14.	41	Alan Henderson	at Michigan State	3/9/94
	41	Scott May	at Wisconsin	2/26/76
	41	Steve Downing	Illinois	2/12/73
	41	George McGinnis	San Jose State	12/29/70
	41	Jimmy Rayl	at DePaul	1/28/62
	41	Don Schlundt	SMU	12/13/54
	41	Don Schlundt	vs. Notre Dame	3/14/53
21.	40	Ted Kitchel	Illinois	1/10/81
22.	39	Bracey Wright	at North Texas	12/29/03
	39	Andrae Patterson	vs. Duke	11/29/96
	39	Isiah Thomas	Michigan	2/28/81
	39	Archie Dees	Illinois	3/4/57
	39	Don Schlundt	at Michigan	1/3/53
27.	38	Kevin "Yogi" Ferrell	IPFW	12/9/15
	38	Steve Alford	at Wisconsin	1/11/86
	38	Kent Benson	Michigan State	2/9/76
	38	George McGinnis	Butler	12/22/70
	38	George McGinnis	Kentucky	12/12/70
	38	George McGinnis	at Northwestern	1/9/71
	38	Archie Dees	at Purdue	1/6/58
34.	37	Brian Evans	Chaminade	11/22/94
	37	Steve Green	Michigan	2/16/74
	37	George McGinnis	Michigan State	2/16/71
	37	George McGinnis	at Michigan	1/16/71
	37	Jimmy Rayl	Illinois	3/5/63
	37	Jimmy Rayl	Purdue	3/3/63
	37	Jimmy Rayl	at Michigan	2/26/62
	37	Archie Dees	Purdue	3/1/58
	37	Archie Dees	Iowa	2/18/57
43.	36	Damon Bailey	at Kansas	12/22/93
	36	Calbert Cheaney	vs. Seton Hall	11/27/92
	36	Jay Edwards	at Minnesota	3/10/88
	36	Mike Woodson	Oregon	12/28/78
	36	George McGinnis	at Wisconsin	3/1/71
	36	Dick VanArsdale	at Loyola	12/31/63
	36	Walt Bellamy	at Kansas State	12/5/60
	36	Don Schlundt	at Michigan State	2/28/55
	36	Don Schlundt	Minnesota	2/8/54
52.	35	Jalen Hood-Schifino	at Purdue	2/25/23
	35	Trayce Jackson-Davis	at Illinois	1/19/23
	35	Juwan Morgan	Butler	12/15/18
	35	Alan Henderson	Iowa	3/12/95
	35	Calbert Cheaney	Northwestern	3/4/93
	35	Kent Benson	at Michigan State	2/5/77
	35	Ken Johnson	at Loyola	12/3/69
	35	Tom Bolyard	at Illinois	2/3/63
	35	Jimmy Rayl	Iowa	2/17/62
	35	Jimmy Rayl	Virginia	12/1/62
	35	Walt Bellamy	at DePaul	1/30/60

SEASON - ALL GAMES

1.	Calbert Cheaney	785	1992-93
2.	Scott May	752	1975-76
3.	Steve Alford	749	1996-97
4.	Calbert Cheaney	734	1990-91
5.	Alan Henderson	729	1994-95
6.	George McGinnis	719	1970-71
7.	Mike Woodson	714	1978-79
	Jimmy Rayl	714	1961-62
9.	Jay Edwards	680	1988-89
10.	Trayce Jackson-Davis	670	2022-23
11.	Eric Gordon	669	2007-08
12.	Don Schlundt	661	1952-53
13.	Brian Evans	658	1995-96
14.	Trayce Jackson-Davis	639	2021-22
15.	Steve Alford	630	1985-86
16.	Kirk Haston	626	2000-01
17.	Robert Vaden	618	2005-06
18.	Archie Dees	613	1957-58
19.	Jimmy Rayl	608	1962-63
20.	Kevin "Yogi" Ferrell	607	2015-16
21.	Calbert Cheaney	599	1991-92
22.	Cody Zeller	594	2012-13
23.	Damon Bailey	589	1993-94
24.	Don Schlundt	583	1953-54
25.	Steve Alford	580	1984-85
26.	Greg Graham	577	1992-93
	Mike Woodson	577	1977-78
28.	D.J. White	575	2007-08
29.	Don Schlundt	572	1954-55
30.	A.J. Guyton	570	1999-00
31.	Randy Wittman	569	1982-83
32.	Ted Kitchel	568	1981-82
33.	Cody Zeller	563	2011-12
	Steve Downing	563	1972-73
35.	Kevin "Yogi" Ferrell	555	2014-15
36.	Kent Benson	554	1975-76
37.	Kevin "Yogi" Ferrell	552	2013-14
38.	Archie Dees	550	1956-57
39.	Luke Recker	546	1998-99
40.	Isiah Thomas	545	1980-81
41.	Juwan Morgan	544	2018-19
42.	A.J. Guyton	543	1998-99
43.	Jared Jeffries	539	2001-02
44.	Brian Evans	538	1994-95
45.	A.J. Guyton	537	1997-98
	Walt Bellamy	537	1959-60
47.	Bracey Wright	536	2003-04
48.	Dick VanArsdale	535	1963-64
49.	Alan Henderson	534	1993-94
	Daryl Thomas	534	1986-87

SEASON - BIG TEN GAMES

1.	Don Schlundt	459	1952-53
2.	Jimmy Rayl	454	1961-62
3.	Trayce Jackson-Davis	436	2022-23
4.	George McGinnis	418	1970-71
5.	Alan Henderson	416	1994-95
6.	Scott May	412	1975-76
7.	Mike Woodson	405	1978-79
8.	Steve Alford	404	1985-86
9.	Brian Evans	399	1995-96
10.	Mike Woodson	396	1976-77
11.	Steve Alford	391	1986-87

SCORING

12.	Calbert Cheaney	386	1992-93	19.	Mike Woodson	22.0	1976-77
13.	Calbert Cheaney	383	1990-91	20.	Tracey Jackson-Davis	21.8	2022-23
14.	Jay Edwards	381	1988-89	21.	Steve Alford	21.7	1986-87
15.	Don Schlundt	379	1953-54	22.	A.J. Guyton	21.6	1999-00
16.	Jimmy Rayl	378	1962-63	23.	Calbert Cheaney	21.4	1992-93
17.	Eric Gordon	374	2007-08		Joe Cooke	21.4	1968-69
18.	Don Schlundt	369	1954-55		Wally Choice	21.4	1955-56
19.	Ted Kitchel	362	1981-82	26.	Calbert Cheaney	21.3	1990-91
	Archie Dees	362	1957-58	27.	Kent Benson	21.1	1976-77
21.	Archie Dees	356	1956-57		Dick VanArsdale	21.1	1963-64
22.	Mike Woodson	355	1977-78		Walt Bellamy	21.1	1960-61
23.	Tracey Jackson-Davis	350	2020-21	30.	Eric Gordon	20.8	2007-08
24.	A.J. Guyton	345	1999-00	31.	Mike Woodson	20.5	1979-80
25.	Randy Wittman	341	1982-83				

SEASON AVG. - ALL GAMES

1.	George McGinnis	29.9	1970-71
2.	Jimmy Rayl	29.8	1961-62
3.	Don Schlundt	26.0	1954-55
4.	Archie Dees	25.5	1957-58
5.	Don Schlundt	25.4	1952-53
6.	Jimmy Rayl	25.3	1962-63
7.	Archie Dees	25.0	1956-57
8.	Don Schlundt	24.3	1953-54
9.	Alan Henderson	23.5	1994-95
	Scott May	23.5	1975-76
11.	Steve Alford	22.5	1985-86
12.	Calbert Cheaney	22.4	1992-93
13.	Walt Bellamy	22.4	1959-60
14.	Dick VanArsdale	22.3	1963-64
15.	Steve Alford	22.0	1986-87
16.	Joe Cooke	21.8	1968-69
	Walt Bellamy	21.8	1960-61
18.	Calbert Cheaney	21.6	1990-91
19.	Tom VanArsdale	21.3	1963-64
20.	Brian Evans	21.2	1995-96
21.	Mike Woodson	21.0	1978-79
	Wally Choice	21.0	1955-56
23.	Tracey Jackson-Davis	20.9	2022-23
	Eric Gordon	20.9	2007-08
25.	Steve Downing	20.1	1972-73
26.	Thomas Bolyard	20.0	1962-63
	Jay Edwards	20.0	1988-89

SEASON AVG. - BIG TEN GAMES

1.	Jimmy Rayl	32.4	1961-62
2.	George McGinnis	29.9	1970-71
3.	Don Schlundt	27.1	1953-54
4.	Jimmy Rayl	27.0	1962-63
5.	Don Schlundt	26.4	1954-55
6.	Archie Dees	25.9	1957-58
7.	Don Schlundt	25.5	1952-53
8.	Archie Dees	25.4	1956-57
9.	Tom Bolyard	23.7	1962-63
10.	Alan Henderson	23.1	1994-95
11.	Scott May	22.9	1975-76
12.	Kenny Johnson	22.6	1968-69
13.	Mike Woodson	22.5	1978-79
14.	Jay Edwards	22.4	1988-89
	Steve Alford	22.4	1985-86
	Walt Bellamy	22.4	1959-60
17.	Brian Evans	22.2	1995-96
	Tom VanArsdale	22.2	1963-64

CAREER AVG. - ALL GAMES

1.	George McGinnis	29.9	1970-71
2.	Don Schlundt	23.3	1952-55
3.	Archie Dees	22.7	1956-58
4.	Eric Gordon	20.9	2007-08
5.	Jimmy Rayl	20.6	1961-63
	Walt Bellamy	20.6	1959-61
7.	Calbert Cheaney	19.8	1990-93
	Mike Woodson	19.8	1977-80
9.	Steve Alford	19.5	1984-87
10.	Joe Cooke	18.3	1968-70
11.	Jay Edwards	18.2	1988-89
12.	Tom Bolyard	18.0	1961-63
13.	Tracey Jackson-Davis	17.9	2019-23
14.	Scott May	17.7	1974-76
15.	Bracey Wright	17.6	2003-05
16.	Joby Wright	17.4	1970-72
	Tom VanArsdale	17.4	1963-65
18.	Dick VanArsdale	17.2	1963-65
19.	Marco Killingsworth	17.1	2005-06
20.	A.J. Guyton	16.4	1997-00

CAREER AVG. - BIG TEN GAMES

1.	George McGinnis	29.9	1971
2.	Don Schlundt	26.7	1952-55
3.	A.J. Guyton	22.5	1997-00
4.	Calbert Cheaney	21.6	1990-93
5.	Eric Gordon	20.8	2007-08

CAREER - ALL-GAMES

1.	Calbert Cheaney	2,613*	1990-93
2.	Steve Alford	2,438	1984-87
3.	Tracey Jackson-Davis	2,258	2019-23
4.	Don Schlundt	2,192	1952-55
5.	A.J. Guyton	2,100	1997-00
6.	Mike Woodson	2,061	1977-80
7.	Kevin "Yogi" Ferrell	1,986	2012-16
8.	Alan Henderson	1,979	1992-95
9.	Damon Bailey	1,741	1991-94
10.	Kent Benson	1,740	1974-77
11.	Christian Watford	1,730	2010-13
12.	Eric Anderson	1,715	1989-92
13.	Brian Evans	1,701	1993-96
14.	Scott May	1,593	1974-76
15.	Greg Graham	1,590	1990-93
16.	Randy Wittman	1,549	1979-83
17.	Archie Dees	1,546	1956-58
18.	Bracey Wright	1,498	2003-05
19.	D.J. White	1,447	2004-08

SCORING


20.	Walt Bellamy	1,441	1959-61
21.	Ray Tolbert	1,427	1978-81
22.	Robert Johnson	1,413	2014-18
23.	Kirk Haston	1,406	1999-01
24.	Jimmy Rayl	1,401	1961-63
25.	Juwan Morgan	1,374	2015-19
26.	Andrae Patterson	1,365	1995-98
27.	Uwe Blab	1,357	1982-85
28.	Verdell Jones III	1,347	2009-12
29.	Ted Kitchel	1,336	1979-83
30.	Jordan Hulls	1,318	2010-13
31.	Tom Bolyard	1,299	1961-63
32.	Joby Wright	1,272	1970-72
33.	Steve Green	1,265	1973-75
34.	Tom VanArsdale	1,252	1963-65
35.	Dick VanArsdale	1,240	1963-65
36.	James Blackmon Jr.	1,235	2015-17
37.	Steve Downing	1,220	1971-73
38.	Tom Coverdale	1,217	2000-03
39.	Jeff Newton	1,203	2000-03
40.	Quinn Buckner	1,195	1973-76
41.	Cody Zeller	1,157	2011-13
42.	Will Sheehy	1,120	2011-14
43.	Victor Oladipo	1,117	2010-13
44.	Troy Williams	1,115	2013-16
45.	Marshall Strickland	1,106	2003-06
46.	Vernon Payne	1,101	1966-68
47.	Joe Cooke	1,099	1968-69
48.	Bob Leonard	1,098	1952-54
49.	Daryl Thomas	1,095	1984-87
50.	Rick Calloway	1,073	1986-88
51.	Jay Edwards	1,038	1988-89
52.	Aljami Durham	1,031	2017-21
53.	Butch Joyner	1,030	1966-68
54.	Jared Jeffries	1,008	2001-02
55.	Matt Nover	978	1990-93
56.	Isiah Thomas	968	1980-81
57.	Luke Recker	954	1998-99
	Devonte Green	954	2016-20
59.	John Ritter	925	1971-73
60.	Wayne Radford	922	1975-78
61.	Neil Reed	920	1995-97
62.	Ken Johnson	919	1968-70
63.	John Laskowski	903	1973-75
64.	Pat Graham	890	1990-91,93-94
65.	Wally Choice	889	1954-56
66.	Michael Lewis	887	1997-00
67.	Jon P. McGlocklin	873	1963-65
68.	Roderick Wilmont	866	2003-07
69.	Dean Garrett	854	1987-88
70.	Thomas Bryant	842	2016-17
71.	William DeHeer	823	1967-69
72.	Justin Smith	821	2017-20
73.	Charlie Miller	810	1995-98
74.	Kyle Hornsby	792	1999-03
	Bill Garrett	792	1948-50
76.	A.J. Moyer	790	2001-04
77.	Frank Radovich	782	1958-60
78.	Keith Smart	765	1987-88
79.	Louis Watson	757	1947-50
80.	Butch Carter	755	1977-80
81.	Jim Thomas	751	1980-83
82.	Dane Fife	736	1999-02

83.	Joe Hillman	733	1985-88
84.	James Blackmon, Jr.	724	2014-Pres.
	James Harris	724	1970-71
86.	George McGinnis	719	1971
87.	Robert Vaden	715	2005-06
88.	Dick Farley	708	1952-54
89.	Lyndon Jones	688	1988-91
	Landon Turner	688	1979-81
91.	Eric Gordon	669	2007-08
92.	Tom Abernathy	654	1973-76
93.	Stephen Redenbaugh	652	1963-65
94.	Armon Bassett	635	2006-08
95.	Jerome Bass	632	1960-62
	Ralph Hamilton	632	1942-43,47
	Stew Robinson	632	1983-86
98.	Jerry Thompson	611	1956-58
99.	Todd Linderman	608	1992,94-96
100.	Robert Wilkinson	597	1958-60
101.	Bobby Wilkerson	582	1974-76

* - BigTen Record

CAREER - BIG TEN GAMES

1.	Calbert Cheaney	1,556	1990-93
2.	A.J. Guyton	1,487	1997-00
3.	Steve Alford	1,469	1997-99
4.	Trayce Jackson-Davis	1,356	2019-23
5.	Mike Woodson	1,279	1977-80
6.	Brian Evans	1,228	1993-96
7.	Don Schlundt	1,207	1952-55
8.	Damon Bailey	1,164	1991-94
9.	Alan Henderson	1,070	1992-95
10.	Kevin "Yogi" Ferrell	1,069	2012-15



Randy Wittman

SCORING

ANNUAL LEADERS (Avg.)

Year	Player	G	Pts.	Avg.	Year	Player	G	Pts.	Avg.
1940	Paul Armstrong	23	203	8.8	1981	Isiah Thomas	34	545	16.0
1941	William Menke	20	176	8.8	1982	Ted Kitchel	29	568	19.6
1942	Ed Denton	21	173	8.2	1983	Randy Wittman	30	569	18.9
1943	Ralph Hamilton	20	249	12.5	1984	Steve Alford	31	479	15.5
1944	Paul Shields	21	178	8.5	1985	Steve Alford	32	580	18.1
1945	Al Kralovansky	21	193	9.2	1986	Steve Alford	28	630	22.5
1946	John Wallace	21	302	14.4	1987	Steve Alford	34	749	22.0
1947	Ralph Hamilton	20	267	13.4	1988	Dean Garrett	29	467	16.1
1948	Don Ritter	20	275	13.8	1989	Jay Edwards	34	680	20.0
1949	Bill Garrett	22	220	10.0	1990	Calbert Cheaney	29	495	17.1
1950	Bill Garrett	22	283	12.9	1991	Calbert Cheaney	34	734	21.6
1951	Bill Garrett	22	289	13.1	1992	Calbert Cheaney	34	599	17.6
1952	Don Schlundt	22	376	17.1	1993	Calbert Cheaney	35	785	22.4
1953	Don Schlundt	26	661	25.4	1994	Damon Bailey	30	589	19.6
1954	Don Schlundt	24	583	24.3	1995	Alan Henderson	31	729	23.5
1955	Don Schlundt	22	572	26.0	1996	Brian Evans	31	658	21.2
1956	Wally Choice	22	463	21.0	1997	Andrae Patterson	30	410	13.7
1957	Archie Dees	22	550	25.0	1998	A.J. Guyton	32	537	16.8
1958	Archie Dees	24	613	25.5	1999	Luke Recker	34	546	16.1
1959	Walt Bellamy	22	382	17.4	2000	A.J. Guyton	29	570	19.7
1960	Walt Bellamy	24	537	22.4	2001	Kirk Haston	33	626	19.0
1961	Walt Bellamy	24	522	21.8	2002	Jared Jeffries	36	539	15.1
1962	Jimmy Rayl	24	714	29.8	2003	Bracey Wright	30	490	16.2
1963	Jimmy Rayl	24	608	25.3	2004	Bracey Wright	29	536	18.5
1964	Dick VanArsdale	24	535	22.3	2005	Bracey Wright	26	476	18.3
1965	Tom VanArsdale	24	441	18.4	2006	Marco Killingsworth	31	531	17.1
1966	Max Walker	23	380	16.5	2007	D.J. White	32	440	13.8
1967	Butch Joyner	26	481	18.5	2008	Eric Gordon	32	669	20.9
1968	Vern Payne	24	354	14.8	2009	Devan Dumes	28	344	12.7
1969	Joe Cooke	24	523	21.8	2010	Verdell Jones III	31	463	14.9
1970	Jim Harris	24	434	18.1	2011	Christian Watford	29	463	16.0
1971	George McGinnis	24	719	29.9	2012	Cody Zeller	36	563	15.6
1972	Joby Wright	25	498	19.9	2013	Cody Zeller	36	594	16.5
1973	Steve Downing	28	563	20.1	2014	Kevin "Yogi" Ferrell	32	552	17.3
1974	Steve Green	28	467	16.7	2015	Kevin "Yogi" Ferrell	34	555	16.3
1975	Steve Green	31	516	16.6	2016	Kevin "Yogi" Ferrell	35	607	17.3
1976	Scott May	32	752	23.5	2017	James Blackmon Jr.	30	511	17.0
1977	Mike Woodson	27	500	18.5	2018	Juwan Morgan	31	512	16.5
1978	Mike Woodson	29	577	19.9	2019	Romeo Langford	32	528	16.5
1979	Mike Woodson	34	714	21.0	2020	Trayce Jackson-Davis	32	433	13.5
1980	Isiah Thomas	29	423	14.6	2021	Trayce Jackson-Davis	27	516	19.1
					2022	Trayce Jackson-Davis	35	639	18.3
					2023	Trayce Jackson-Davis	32	670	20.9



Cody Zeller

REBOUNDS

SINGLE GAME

1.	33	Walt Bellamy	Michigan	3/11/61
2.	28	Walt Bellamy	Wisconsin	3/6/61
3.	26	Steve Downing	Ball State	12/1/71
	26	Dick VanArsdale	Missouri	12/14/64
	26	Dick Neal	Wisconsin	1/7/56
6.	25	Steve Downing	Kentucky	12/11/71
	25	Archie Dees	Valparaiso	12/4/56
8.	24	Trayce Jackson-Davis	Northwestern	1/8/23
9.	23	Kent Benson	vs. Kentucky	3/22/75
	23	Steve Downing	BYU	12/28/71
	23	George McGinnis	at Michigan	1/16/71
	23	George McGinnis	at Northwestern	1/9/71
13.	22	D.J. White	at Michigan	1/8/08
14.	21	Trayce Jackson-Davis	at Minnesota	1/25/23
	21	Steve Downing	Michigan	2/29/72
	21	Steve Downing	at Butler	12/22/71
	21	Ken Johnson	at Minnesota	2/22/69
	21	William DeHeer	at NC State	12/16/67
19.	20	Trayce Jackson-Davis	at Maryland	1/31/23
	20	Alan Henderson	Minnesota	2/8/95
	20	Steve Downing	at Illinois	2/22/72
	20	George McGinnis	N. Illinois	2/1/71
	20	George McGinnis	Kentucky	12/12/70
	20	Ken Johnson	Loyola	12/16/68
	20	Charlie Hall	Northwestern	1/29/62
26.	19	Troy Williams	IPFW	12/9/15
	19	Cody Zeller	Central Conn. St.	12/8/12
	19	Alan Henderson	Butler	12/27/92
	19	Bobby Wilkerson	UCLA	3/27/76
	19	Steve Downing	at Minnesota	2/8/72
	19	Steve Downing	at Purdue	2/26/72
	19	George McGinnis	Minnesota	1/12/71
	19	Steve Downing	at Kansas St.	12/5/70
	19	Joe Cooke	at Minnesota	2/3/68
	19	Ken Johnson	Niagara	12/27/68
	19	Butch Joyner	at Loyola	12/27/66
	19	Ken Johnson	at Loyola	12/3/59
38.	18	Trayce Jackson-Davis	Rutgers	2/7/23
	18	Dean Garrett	E. Kentucky	12/15/88
	18	Ken Johnson	Wisconsin	2/17/70
	18	Joby Wright	at Notre Dame	12/15/70
	18	Ken Johnson	Minnesota	2/8/69
	18	William DeHeer	Minnesota	1/6/68
44.	17	Trayce Jackson-Davis	Nebraska	3/11/20
	17	Trayce Jackson-Davis	at Florida State	12/9/20
	17	D.J. White	at Wisconsin	1/31/08
	17	Marco Killingsworth	Iowa	2/11/06
	17	Jared Jeffries	Penn State	1/17/01
	17	Alan Henderson	at Penn State	2/9/93
	17	Kent Benson	Notre Dame	12/14/76
	17	Scott May	at Iowa	2/8/75
	17	Steve Downing	at Northwestern	3/7/72
	17	Steve Downing	Iowa	3/6/71
	17	Steve Downing	Michigan	2/23/71
	17	George McGinnis	at Illinois	2/20/71
	17	George McGinnis	Ohio State	12/29/70
	17	George McGinnis	Butler	12/22/70
	17	William DeHeer	at N'western	2/27/68
	17	Ken Johnson	at St. Joseph's	12/29/68
	17	William DeHeer	at Illinois	3/4/67
61.	16	Trayce Jackson-Davis	Miami (Ohio)	11/20/22
	16	Trayce Jackson-Davis	at Minnesota	2/19/20

16	Jeff Newton	vs. Minnesota	3/4/03
16	George Leach	vs. UMass	11/25/02
16	Andrae Patterson	W. Michigan	12/12/97
16	Alan Henderson	at Penn State	2/5/94
16	Eric Anderson	Iowa State	12/23/89
16	Chris Lawson	Iowa State	12/23/89
16	Kent Benson	Michigan State	3/8/75
16	Steve Downing	Wisconsin	1/15/72
16	Steve Downing	at Kansas	12/5/72
16	George McGinnis	at Wisconsin	3/1/71
16	Ken Johnson	at Ohio State	3/4/69
16	Ken Johnson	Northwestern	1/14/69
16	William DeHeer	Michigan	2/17/68
16	Ken Johnson	at LaSalle	12/28/68
16	William DeHeer	Wisconsin	2/11/67
16	Butch Joyner	at Oregon St.	12/28/66
16	Butch Joyner	N. Illinois	12/2/67
16	Charlie Hall	vs. Louisville	12/29/59
16	Freddie McSwain	Michigan State	02/03/17
16	Trayce Jackson-Davis	at Syracuse	11/30/21

SEASON - ALL GAMES

1.	Walt Bellamy	428	1960-61
2.	Steve Downing	377	1971-72
3.	George McGinnis	352	1970-71
4.	Trayce Jackson-Davis	346	2022-23
5.	Archie Dees	345	1957-58
6.	D.J. White	341	2007-08
7.	Walt Bellamy	335	1958-59
8.	Walt Bellamy	324	1959-60
9.	Archie Dees	317	1956-57
10.	Alan Henderson	308	1993-94
11.	Alan Henderson	302	1994-95
12.	Dick VanArsdale	298	1963-64
13.	Steve Downing	296	1972-73
14.	Tom VanArsdale	295	1963-64
15.	Ken Johnson	292	1968-69
16	Cody Zeller	290	2012-13
17.	Kirk Haston	288	2000-01
	Dean Garrett	288	1986-87
19.	Juwan Morgan	287	2018-19
20.	Kent Benson	286	1974-75

SEASON - BIG TEN GAMES

1.	Trayce Jackson-Davis	247	2022-23
	Walt Bellamy	247	1960-61
3.	Archie Dees	211	1957-58
	Steve Downing	211	1971-72
5.	Walt Bellamy	209	1958-59
6.	George McGinnis	202	1970-71
7.	Walt Bellamy	193	1959-60
	D.J. White	193	2007-08
9.	Alan Henderson	187	1994-95
10.	Juwan Morgan	178	2018-19

CAREER - ALL GAMES

1.	Trayce Jackson-Davis	1,143	2019-23
2.	Alan Henderson	1,091	1992-95
3.	Walt Bellamy	1,087	1959-61
4.	Kent Benson	1,031	1974-77
5.	Archie Dees	914	1956-58
6.	Steve Downing	889	1971-73
7.	Ray Tolbert	874	1978-81

REBOUNDS

8.	Don Schlundt	860	1952-55	1971	George McGinnis	24	352	14.7
9.	Eric Anderson	826	1989-92	1972	Steve Downing	25	377	15.1
10.	Christian Watford	776	2010-13	1973	Steve Downing	28	296	10.6
11.	Juwan Morgan	757	2015-19	1974	Kent Benson	27	222	8.2
12.	Brian Evans	750	1993-96	1975	Kent Benson	32	286	8.9
13.	D.J. White	748	2004-08	1976	Kent Benson	32	282	8.8
	Kirk Haston	748	1999-01	1977	Kent Benson	23	241	10.8
15.	Jeff Newton	737	2000-03	1978	Ray Tolbert	29	201	6.9
16.	Tom VanArsdale	723	1963-65	1979	Ray Tolbert	34	241	7.1
17.	Dick VanArsdale	719	1963-65	1980	Ray Tolbert	29	208	7.2
18.	Calbert Cheaney	710	1990-93	1981	Ray Tolbert	35	224	6.4
19.	Charles DeHeer	709	1967-69	1982	Jim Thomas	29	181	6.2
20.	Ken Johnson	687	1968-70	1983	Jim Thomas	30	159	5.3
	Andrae Patterson	687	1995-98	1984	Uwe Blab	31	190	6.1
				1985	Uwe Blab	33	207	6.3
				1986	Andre Harris	29	162	5.6
				1987	Dean Garrett	34	288	8.5
				1988	Dean Garrett	29	246	8.5
				1989	Eric Anderson	34	208	6.1
				1990	Eric Anderson	29	202	7.0
				1991	Eric Anderson	34	243	7.1
				1992	Alan Henderson	33	238	7.2
				1993	Alan Henderson	30	243	8.1
				1994	Alan Henderson	30	308	10.3
				1995	Alan Henderson	31	302	9.7
				1996	Brian Evans	31	221	7.1
				1997	Andrae Patterson	30	201	6.7
				1998	Andrae Patterson	32	187	5.8
				1999	Kirk Haston	34	220	6.5
				2000	Kirk Haston	29	240	8.3
				2001	Kirk Haston	33	288	8.7
				2002	Jared Jeffries	36	273	7.6
				2003	Jeff Newton	34	280	8.2
				2004	A.J. Moye	29	186	6.4
				2005	D.J. White	29	143	4.9
				2006	Marco Killingsworth	31	242	7.8
				2007	D.J. White	32	234	7.3
				2008	D.J. White	33	341	10.3
				2009	Tom Pritchard	31	197	6.4
				2010	Christian Watford	31	187	6.0
				2011	Christian Watford	29	156	5.4
				2012	Cody Zeller	36	236	6.6
				2013	Cody Zeller	36	290	8.1
				2014	Noah Vonleh	30	269	9.0
				2015	Troy Williams	34	238	7.4
				2016	Troy Williams	35	204	5.8
				2017	Thomas Bryant	34	226	6.6
				2018	Juwan Morgan	31	228	7.4
				2019	Juwan Morgan	35	287	8.2
				2020	Trayce Jackson-Davis	32	270	8.4
				2021	Trayce Jackson-Davis	27	243	9.0
				2022	Trayce Jackson-Davis	35	284	8.1
				2023	Trayce Jackson-Davis	32	346	10.8
CAREER - BIG TEN GAMES								
1.	Trayce Jackson-Davis	735	2022-23					
2.	Walt Bellamy	649	1959-61					
3.	Kent Benson	579	1974-77					
4.	Alan Henderson	557	1992-94					
5.	Steve Downing	491	1971-73					
SEASON AVG. - ALL GAMES								
1.	Walt Bellamy	17.8	1960-61					
2.	Walt Bellamy	15.2	1958-59					
3.	Steve Downing	15.1	1971-72					
4.	George McGinnis	14.7	1970-71					
5.	Archie Dees	14.4	1957-58					
	Archie Dees	14.4	1956-57					
7.	Walt Bellamy	13.5	1959-60					
8.	Dick VanArsdale	12.4	1963-64					
9.	Tom VanArsdale	12.3	1963-64					
10.	Ken Johnson	12.2	1968-69					
SEASON AVG. - BIG TEN GAMES								
1.	Walt Bellamy	17.8	1960-61					
2.	Walt Bellamy	15.2	1958-59					
3.	Steve Downing	15.1	1971-72					
4.	George McGinnis	14.7	1970-71					
5.	Archie Dees	14.4	1957-58					
ANNUAL LEADERS (Avg.)								
Year	Player	G	Reb.	Avg.				
1951	Bill Garrett	22	186	8.5				
1952	Don Schlundt	22	158	7.2				
1953	Charles Kraak	26	235	10.7				
1954	Don Schlundt	24	267	11.1				
1955	Don Schlundt	22	215	9.8				
1956	Archie Dees	22	252	12.6				
1957	Archie Dees	22	317	14.4				
1958	Archie Dees	24	345	14.4				
1959	Walt Bellamy	22	335	15.2				
1960	Walt Bellamy	24	324	13.5				
1961	Walt Bellamy	24	428	17.8				
1962	Charley Hall	24	247	10.3				
1963	Tom VanArsdale	24	223	9.3				
1964	Dick VanArsdale	24	298	12.4				
1965	Dick VanArsdale	24	208	8.7				
1966	Butch Joyner	24	190	7.9				
1967	Butch Joyner	26	272	10.5				
1968	Bill DeHeer	24	250	10.4				
1969	Ken Johnson	24	292	12.1				
1970	Ken Johnson	24	252	10.5				

ASSISTS

SINGLE-GAME

(All 10 assist games)

1.	15	Michael Lewis	at Iowa	2/28/98
	15	Keith Smart	vs. Auburn	3/14/87
3.	14	Stew Robinson	Marquette	3/24/85
	14	Isiah Thomas	vs. Maryland	3/14/81
	14	Bobby Wilkerson	at Michigan	1/10/76
	14	Quinn Buckner	at Illinois	2/18/74
7.	13	Tony Freeman	Northwestern	1/17/87
	13	Isiah Thomas	Iowa	1/17/80
	13	Bobby Wilkerson	Northwestern	1/5/76
10.	12	Xavier Johnson	at Purdue	3/5/22
	12	Tom Coverdale	at Alaska Anch.	11/21/01
	12	Jamal Meeks	Louisville	11/30/91
	12	Jamal Meeks	Kentucky	12/1/90
	12	Isiah Thomas	St. Joseph's	3/22/81
	12	Isiah Thomas	Tulane	12/15/81
	12	Quinn Buckner	Purdue	3/9/74
17.	11	Xavier Johnson	vs. Arizona	12/10/22
	11	Josh Newkirk	Austin Peay	12/22/16
	11	Kevin "Yogi" Ferrell	Minnesota	2/15/15
	11	Tom Coverdale	vs. E. Wash.	12/28/01
	11	Michael Lewis	Northwestern	1/13/99
	11	Michael Lewis	at Iowa	2/4/97
	11	Jamal Meeks	at Ohio State	2/17/91
	11	Jamal Meeks	at Illinois	2/4/90
	11	Isiah Thomas	Rutgers	12/28/80
	11	Ryan Tapak	vs. Ohio State	3/11/04
	11	Earl Calloway	vs. Penn State	3/3/07
28.	10	Trayce Jackson-Davis	Nebraska	12/7/22
	10	Xavier Johnson	Little Rock	11/23/22
	10	Juwan Morgan	Jacksonville	12/22/18
	10	Kevin "Yogi" Ferrell	vs. Chattanooga	3/17/16
	10	Kevin "Yogi" Ferrell	vs. Sam Houston St.	12/28/12
	10	Jeremiah Rivers	N'western St.	11/28/09
	10	Jamarcus Ellis	Tennessee St.	12/3/07
	10	Earl Calloway	vs. Gonzaga	3/18/06
	10	Tom Coverdale	Northwestern	1/15/03
	10	Michael Lewis	Wisconsin	2/3/99
	10	Michael Lewis	Minnesota	1/31/98
	10	Luke Recker	San Francisco	12/20/98
	10	Michael Lewis	SW Mo. St.	12/27/97
	10	Michael Hermon	Iowa	3/12/95
	10	Damon Bailey	at Michigan	1/12/93
	10	Chris Reynolds	Minnesota	1/9/92
	10	Jamal Meeks	Butler	11/30/91
	10	Jamal Meeks	at Iowa State	12/21/90
	10	Jamal Meeks	at Iowa	3/11/89
	10	Joe Hillman	at Ohio State	3/1/89
	10	Jim Wisman	at Iowa	3/4/78
	10	Jim Wisman	vs. Furman	3/12/78
	10	Butch Carter	Davidson	12/18/78

SEASON - ALL GAMES

1.	Isiah Thomas	197	1980-81
2.	Kevin "Yogi" Ferrell	195	2015-16
3.	Tom Coverdale	178	2001-02
4.	Quinn Buckner	177	1974-75
5.	Xavier Johnson	172	2021-22
5.	Bobby Wilkerson	171	1975-76
6.	Jamal Meeks	168	1990-91
7.	Kevin "Yogi" Ferrell	166	2014-15
8.	Tom Coverdale	163	2000-01
9.	Isiah Thomas	159	1979-80
10.	Randy Wittman	154	1978-79
11.	Michael Lewis	153	1998-99
12.	Tom Coverdale	152	2002-03
13.	Butch Carter	151	1978-79
14.	Michael Lewis	150	1996-97
	Quinn Buckner	150	1974-75

SEASON - BIG TEN GAMES

1.	Quinn Buckner	106	1974-75
2.	Bobby Wilkerson	105	1975-76
3.	Winston Morgan	101	1985-86
4.	Isiah Thomas	96	1979-80
5.	Xavier Johnson	94	2021-22
6.	Trayce Jackson-Davis	93	2022-23
	Kevin "Yogi" Ferrell	93	2014-15
	Jim Wisman	93	1976-77
9.	Kevin "Yogi" Ferrell	92	2015-16
10.	Randy Wittman	89	1978-79

CAREER - ALL GAMES

1.	Kevin "Yogi" Ferrell	633	2012-15
2.	Michael Lewis	545	1997-00
3.	Quinn Buckner	542	1973-76
4.	Tom Coverdale	500	2000-03
5.	Jamal Meeks	474	1989-92
	Damon Bailey	474	1991-94
7.	Randy Wittman	432	1979-83
8.	A.J. Guyton	403	1997-00
9.	Stew Robinson	391	1983-86
10.	Verdell Jones III	389	2009-12
11.	Steve Alford	385	1984-87
12.	Jordan Hulls	366	2010-13
13.	Chris Reynolds	356	1990-93
	Isiah Thomas	356	1980-81
15.	Robert Johnson	342	2014-18
16.	Butch Carter	336	1977-80
17.	Brian Evans	332	1993-96
18.	Jim Wisman	325	1975-78
19.	Joe Hillman	323	1984-85,86-89

CAREER - BIG TEN GAMES

1.	Michael Lewis	325	1997-00
2.	Kevin "Yogi" Ferrell	314	2012-15
3.	Quinn Buckner	313	1973-76
4.	Damon Bailey	260	1991-94
5.	Verdell Jones III	236	2009-12
6.	Jamal Meeks	224	1989-92
7.	Tom Coverdale	221	2000-03
8.	Jim Wisman	215	1975-78
9.	A.J. Guyton	200	1997-00
10.	Steve Alford	196	1984-87

ASSISTS

SEASON AVG. - ALL GAMES

1.	Isiah Thomas	5.7	1980-81
2.	Kevin "Yogi" Ferrell	5.6	2015-16
3.	Quinn Buckner	5.5	1974-75
	Isiah Thomas	5.5	1979-80
5.	Quinn Buckner	5.4	1973-74
6.	Bobby Wilkerson	5.3	1975-76
	Michael Lewis	5.3	1999-00
8	Xavier Johnson	5.1	2021-22
9.	Jim Wisman	5.0	1976-77
10.	Kevin "Yogi" Ferrell	4.9	2014-15
	Jamal Meeks	4.9	1990-91

SEASON AVG. - BIG TEN GAMES

1.	Quinn Buckner	5.9	1973-74
	Quinn Buckner	5.9	1974-75
	Michael Lewis	5.9	1993-94
4.	Bobby Wilkerson	5.8	1975-76
5.	Winston Morgan	5.6	1985-86



Quinn Buckner

ANNUAL LEADERS (Avg.)

Year	Player	G	Assists	Avg.
1971	Jim Harris	24	72	3.0
1972	Bootsie White	24	104	4.3
1973	Quinn Buckner	28	82	2.9
1974	Quinn Buckner	28	150	5.4
1975	Quinn Buckner	32	177	5.5
1976	Bobby Wilkerson	32	171	5.3
1977	Jim Wisman	26	130	5.0
1978	Jim Wisman	29	115	4.0
1979	Butch Carter	33	151	4.6
1980	Isiah Thomas	29	159	5.5
1981	Isiah Thomas	34	197	5.8
1982	Jim Thomas	29	103	3.5
1983	Tony Brown	29	116	4.0
1984	Stew Robinson	30	104	3.5
1985	Stew Robinson	29	134	4.6
1986	Winston Morgan	29	133	4.6
1987	Steve Alford	34	123	3.6
1988	Joe Hillman	27	105	3.9
1989	Joe Hillman	34	132	3.9
1990	Jamal Meeks	28	106	3.8
1991	Jamal Meeks	34	168	4.9
1992	Jamal Meeks	32	133	4.2
1993	Damon Bailey	35	144	4.1
1994	Damon Bailey	30	129	4.3
1995	Brian Evans	31	101	3.9
1996	Neil Reed	31	135	4.4
1997	A.J. Guyton	33	129	3.9
1998	Michael Lewis	32	150	4.7
1999	Michael Lewis	33	147	4.6
2000	Michael Lewis	29	153	5.3
2001	Tom Coverdale	34	163	4.8
2002	Tom Coverdale	37	178	4.8
2003	Tom Coverdale	34	152	4.5
2004	Marshall Strickland	29	78	2.7
2005	Marshall Strickland	28	94	3.4
2006	Robert Vaden	31	109	3.3
2007	Earl Calloway	29	125	4.1
2008	Jamarcus Ellis	32	108	3.4
2009	Verdell Jones III	28	100	3.6
2010	Jeremiah Rivers	31	106	3.4
2011	Jordan Hulls	32	94	2.9
2012	Jordan Hulls	36	120	3.3
2013	Kevin "Yogi" Ferrell	36	147	4.1
2014	Kevin "Yogi" Ferrell	32	125	3.9
2015	Kevin "Yogi" Ferrell	34	166	4.9
2016	Kevin "Yogi" Ferrell	35	195	5.6
2017	Josh Newkirk	34	108	3.2
2018	Josh Newkirk	31	86	2.8
2019	Rob Phinisee	32	94	2.9
2020	Rob Phinisee	27	93	3.4
2021	Rob Phinisee	27	77	3.1
2022	Xavier Johnson	34	172	5.1
2023	Trayce Jackson-Davis	32	129	4.0

STEALS

SINGLE GAME

(All 5-steal games)

1.	9	Scott May	Michigan	2/7/76
2.	8	Michael Lewis	Ohio State	12/18/99
8		Steve Alford	Butler	3/15/85
4.	7	Race Thompson	Michigan State	2/20/21
7		OG Anunoby	Rutgers	1/15/17
7		William Gladness	Syracuse	11/25/99
7		Jim Crews	UCLA	3/27/76
7.	6	Victor Oladipo	Michigan State	1/27/13
6		Cody Zeller	N.M. State	3/15/12
6		Cody Zeller	Chattanooga	11/13/11
6		Earl Calloway	San Diego State	3/18/06
6		Robert Vaden	at W. Illinois	11/26/05
13.	5	Xavier Johnson	Marshall	11/27/21
5		Rob Phinisee	Penn State	2/23/20
5		Rob Phinisee	Chicago St.	11/6/18
5		Devonte Green	Northwestern	1/14/18
5		Robert Johnson	Iowa	2/21/17
5		Kevin "Yogi" Ferrell	Notre Dame	12/14/13
5		Victor Oladipo	Central Conn. St	12/8/12
5		Victor Oladipo	at Michigan State	2/19/13
5		Jamarcus Ellis	at Iowa	1/2/08
5		Jordan Crawford	Chicago State	12/29/07
5		Roderick Wilmont	vs. Lafayette	11/13/06
5		Dane Fife	Michigan State	3/8/02
5		Tom Coverdale	Louisville	2/9/02
5		Dane Fife	Miami	12/15/01
5		Jared Jeffries	Miami	12/15/01
5		Dane Fife	North Carolina	12/21/99
5		Dane Fife	Indiana State	12/11/99
5		Michael Lewis	Indiana State	12/11/99
5		Luke Recker	Drake	12/27/98
5		Dane Fife	San Francisco	12/20/98
5		Luke Recker	NE La. State	11/30/97
5		Brian Evans	Northwestern	2/4/96
5		A.J. Guyton	at DePaul	12/10/96
5		Alan Henderson	Purdue	2/12/95
5		Brian Evans	App. State	12/29/95
5		Alan Henderson	at Penn State	2/5/94
5		Alan Henderson	at Iowa	1/11/94
5		Alan Henderson	at Purdue	1/19/93
5		Alan Henderson	W. Kentucky	12/28/93
5		Brian Evans	Notre Dame	12/7/93
5		Chris Reynolds	Notre Dame	12/5/89
5		Isiah Thomas	Purdue	1/26/80
5		Isiah Thomas	Xavier	12/7/79
5		Isiah Thomas	Toledo	12/18/79
5		Isiah Thomas	Miami (Ohio)	12/1/79

SEASON - ALL GAMES

1.	Victor Oladipo	78	2012-13
2.	Isiah Thomas	74	1980-81
3.	Quinn Buckner	65	1975-76
4.	Isiah Thomas	62	1979-80
5.	Luke Recker	59	1998-99
6.	Tom Coverdale	57	2001-02
7.	Jared Jeffries	54	2001-02
	Tom Coverdale	54	2000-01
9.	Dane Fife	53	2001-02
	Mike Woodson	53	1978-79

SEASON - BIG TEN GAMES

1.	Randy Wittman	42	1978-79
2.	Victor Oladipo	36	2012-13
3.	Isiah Thomas	33	1980-81
4.	Greg Graham	32	1991-92
5.	Jamarcus Ellis	31	2007-08

CAREER - ALL GAMES

1.	Dane Fife	180	1999-2002
2.	Steve Alford	178	1984-87
3.	Victor Oladipo	161	2010-13
4.	Greg Graham	151	1990-93
5.	Alan Henderson	148	1992-95
6.	Mike Woodson	142	1977-80

7.	Tom Coverdale	137	2000-03
8.	Isiah Thomas	136	1980-81
9.	Chris Reynolds	135	1990-93
10.	Damon Bailey	132	1991-94

CAREER - BIG TEN GAMES

1.	Steve Alford	99	1984-87
2.	Tom Coverdale	89	2000-03
3.	Greg Graham	81	1990-93
	Alan Henderson	81	1992-95
5.	Damon Bailey	73	1991-94
6.	Victor Oladipo	71	2010-13
7.	Dane Fife	70	1999-2002
8.	Juwan Morgan	67	2015-19
	Calbert Cheaney	67	1990-93
	A.J. Guyton	67	1997-99
11.	Kevin "Yogi" Ferrell	61	2013-16
	Robert Johnson	61	2014-18

ANNUAL LEADERS (Avg.)

Year	Player	G	Steals	Avg.
1976	Quinn Buckner	32	65	2.0
1977	Mike Woodson	27	40	1.5
1978	Jim Wisman	29	40	1.4
1979	Mike Woodson	34	53	1.6
1980	Isiah Thomas	29	62	2.1
1981	Isiah Thomas	34	74	2.2
1982	Jim Thomas	29	38	1.3
1983	Jim Thomas	30	35	1.2
1984	Steve Alford	31	45	1.5
1985	Steve Alford	32	44	1.4
1986	Steve Alford	28	50	1.8
1987	Daryl Thomas	34	45	1.3
1988	Keith Smart	29	27	0.9
1989	Joe Hillman	34	42	1.2
1990	Calbert Cheaney	29	24	0.8
	Chris Reynolds	28	24	0.9
1991	Damon Bailey	34	39	1.1
1992	Chris Reynolds	33	49	1.5
1993	Greg Graham	35	47	1.3
1994	Damon Bailey	30	45	1.5
1995	Alan Henderson	31	42	1.4
1996	Brian Evans	31	43	1.4
1997	A.J. Guyton	33	40	1.2
1998	Luke Recker	32	48	1.5
1999	Luke Recker	33	59	1.8
2000	Dane Fife	27	49	1.8
2001	Tom Coverdale	34	54	1.6
2002	Tom Coverdale	37	57	1.5
2003	Tom Coverdale	34	26	0.8
2004	Marshall Strickland	29	31	1.1
2005	Robert Vaden	29	45	1.6
2006	Robert Vaden	31	38	1.3
2007	Roderick Wilmont	32	36	1.2
2008	Jamarcus Ellis	32	47	1.5
2009	Kyle Taber	31	28	1.1
2010	Jeremiah Rivers	31	41	1.3
2011	Jeremiah Rivers	32	34	1.1
	Victor Oladipo	32	34	1.1
2012	Cody Zeller	36	49	1.4
	Victor Oladipo	36	49	1.4
2013	Victor Oladipo	36	78	2.2
2014	Will Sheehy	31	28	0.9
2015	Troy Williams	32	32	1.0
2016	Troy Williams	35	39	1.1
2017	Robert Johnson	34	29	0.8
2018	Zach McRoberts	28	37	1.3
2019	Juwan Morgan	35	41	1.2
2020	Justin Smith	32	31	0.9
2021	Race Thompson	27	28	1.1
2022	Xavier Johnson	34	40	1.2
2023	Race Thomspson	30	29	1.0

BLOCKED SHOTS

SINGLE GAME

(All 5 block games)

1.	10	Steve Downing	Michigan	2/23/71
2.	9	Trayce Jackson-Davis	at Kansas	12/17/22
2.	8	Dean Garrett	Iowa	3/12/88
	8	Dean Garrett	Montana St.	11/29/86
4.	7	Trayce Jackson-Davis	NIU	11/12/21
	7	George Leach	vs. Michigan	3/3/04
	7	Jeff Newton	vs. Iowa	3/9/02
	7	George Leach	Miami (Fla.)	12/15/01
	7	George Leach	vs. Texas	11/24/01
	7	Dean Garrett	Montana St.	12/11/87
	7	Dean Garrett	UNC-Wilm.	12/12/86
11.	6	Trayce Jackson-Davis	at Minnesota	1/25/23
	6	Juwan Morgan	at Iowa	2/22/19
	6	George Leach	Kentucky	12/21/02
	6	George Leach	vs. Vanderbilt	12/9/02
	6	George Leach	vs. Maryland	12/3/02
	6	Jeff Newton	Wisconsin	2/13/02
	6	Jared Jeffries	Michigan State	1/8/02
	6	Jeff Newton	Illinois	2/22/00
	6	Larry Richardson	San Francisco	12/20/98
	6	Alan Henderson	Illinois	3/1/92
	6	Dean Garrett	Pennsylvania	12/28/87
	6	Dean Garrett	E. Kentucky	12/15/87
22.	5	Trayce Jackson-Davis	vs. Miami (Fla.)	3/19/23
	5	Trayce Jackson-Davis	vs. Kent State	3/17/23
	5	Trayce Jackson-Davis	Illinois	2/18/23
	5	Trayce Jackson-Davis	Purdue	2/4/23
	5	Trayce Jackson-Davis	Michigan State	1/22/23
	5	Trayce Jackson-Davis	Wisconsin	1/14/23
	5	Trayce Jackson-Davis	Marshall	11/27/21
	5	Trayce Jackson-Davis	Ohio State	1/6/22
	5	Trayce Jackson-Davis	at Iowa	1/13/22
	5	Juwan Morgan	Illinois	2/14/18
	5	Thomas Bryant	Iowa	3/9/17
	5	Troy Williams	IPFW	12/9/15
	5	H. Mosquera-Perea	Tx. Southern	11/17/14
	5	Tom Pritchard	Evansville	11/21/10
	5	D.J. White	Purdue	1/10/07
	5	D.J. White	W. Michigan	12/20/06
	5	D.J. White	Indiana State	11/17/06
	5	D.J. White	vs. Minnesota	3/11/05
	5	D.J. White	Notre Dame	12/8/04
	5	D.J. White	North Carolina	12/1/04
	5	George Leach	Vanderbilt	11/24/03
	5	Jeff Newton	Illinois	1/18/03
	5	Jared Jeffries	Iowa	2/5/02
	5	Jared Jeffries	at Ohio State	1/19/02
	5	Jeff Newton	vs. Illinois	3/10/01
	5	Jared Jeffries	at Minnesota	1/20/01
	5	Jeff Newton	at Penn State	1/8/00
	5	Andrae Patterson	Evansville	12/21/96
	5	Eric Anderson	Michigan State	1/26/91
	5	Dean Garrett	Ohio State	3/5/88
	5	Dean Garrett	Illinois	2/29/88
	5	Dean Garrett	at Wisconsin	2/24/88
	5	Dean Garrett	Wisconsin	1/14/88
	5	Dean Garrett	Purdue	1/31/87
	5	Dean Garrett	Kentucky	12/5/87
	5	Dean Garrett	Miami (Ohio)	11/27/87
	5	Ray Tolbert	Minnesota	2/21/81

SEASON - ALL GAMES

1.	Dean Garrett	99	1987-88
2.	Dean Garrett	93	1986-87
3.	Trayce Jackson-Davis	92	2022-23
4.	Trayce Jackson-Davis	81	2021-22
5.	George Leach	79	2002-03
6.	D.J. White	73	2006-07
7.	Uwe Blab	72	1984-85
8.	Jeff Newton	70	2001-02
9.	Uwe Blab	69	1983-84
10.	D.J. White	64	2004-05
	Alan Henderson	64	1994-95

SEASON - BIG TEN GAMES

1.	Trayce Jackson-Davis	57	2022-23
2.	Dean Garrett	54	1987-88
3.	Dean Garrett	51	1986-87
4.	Trayce Jackson-Davis	39	2021-22
5.	Uwe Blab	36	1983-84
	George Leach	36	2003-04
7.	Alan Henderson	35	1994-95
8.	D.J. White	34	2004-05
	Jeff Newton	34	2001-02
	Andre Harris	34	1985-86

SEASON AVG. - ALL GAMES

1.	Dean Garrett	3.4	1987-88
2.	Trayce Jackson-Davis	2.9	2022-23
3.	Dean Garrett	2.7	1986-87
4.	George Leach	2.5	2002-03
5.	D.J. White	2.3	2006-07
	Trayce Jackson-Davis	2.3	2021-22
7.	D.J. White	2.2	2004-05
	George Leach	2.2	2003-04
	Uwe Blab	2.2	1984-85
	Uwe Blab	2.2	1983-84

SEASON AVG. - BIG TEN GAMES

1.	Dean Garrett	3.0	1987-88
2.	Trayce Jackson-Davis	2.9	2022-23
3.	Dean Garrett	2.8	1986-87
4.	D.J. White	2.1	2004-05
	Jeff Newton	2.1	2001-02
6.	Jared Jeffries	2.0	2001-02
	Uwe Blab	2.0	1982-83

BLOCKED SHOTS

CAREER - ALL GAMES


1.	Trayce Jackson-Davis	270	2019-23
2.	Jeff Newton	227	2000-03
3.	Alan Henderson	213	1992-95
4.	D.J. White	198	2007-08
5.	Uwe Blab	196	1982-85
6.	George Leach	194	2000-03
7.	Dean Garrett	192	1987-88
8.	Ray Tolbert	155	1978-81
9.	Juwan Morgan	138	2015-19
10.	Eric Anderson	136	1989-92

CAREER - BIG TEN GAMES

1.	Trayce Jackson-Davis	150	2019-23
2.	Jeff Newton	118	2000-03
3.	Dean Garrett	105	1987-88
	Alan Henderson	105	1992-95
5.	Uwe Blab	100	1982-85
6.	Jeff Newton	90	2000-02
7.	D.J. White	88	2004-08
8.	George Leach	84	2000-03
9.	Andrae Patterson	77	1995-98
10.	Eric Anderson	75	1989-92
	Ray Tolbert	75	1978-81

ANNUAL LEADERS

Year	Player	G	Blocks	Avg.
1976	Kent Benson	32	39	1.2
1977	Kent Benson	23	28	1.2
1978	Ray Tolbert	29	39	1.3
1979	Ray Tolbert	34	45	1.3
1980	Ray Tolbert	29	33	1.1
1981	Ray Tolbert	38	35	0.9
1982	Uwe Blab	24	16	0.8
	John Flowers	29	16	0.6
1983	Uwe Blab	30	39	1.3
1984	Uwe Blab	31	69	2.2
1985	Uwe Blab	33	72	2.2
1986	Andre Harris	29	48	1.7
1987	Dean Garrett	34	93	2.7
1988	Dean Garrett	29	99	3.4
1989	Eric Anderson	34	33	0.9
1990	Eric Anderson	29	15	0.5
	Calbert Cheaney	29	15	0.5
1991	Eric Anderson	34	51	1.5
1992	Alan Henderson	33	50	1.5
1993	Alan Henderson	30	43	1.4
1994	Alan Henderson	30	56	1.9
1995	Alan Henderson	31	64	2.1
1996	Andrae Patterson	31	42	1.4
1997	Andrae Patterson	30	39	1.3
1998	Andrae Patterson	32	30	0.9
1999	Kirk Haston	34	28	0.8
2000	Jeff Newton	29	49	1.7
2001	Jeff Newton	33	56	1.7
2002	Jeff Newton	37	70	1.9
2003	George Leach	34	79	2.3
2004	George Leach	20	45	2.2
2005	D.J. White	29	64	2.2
2006	Marco Killingsworth	31	21	0.7
2007	D.J. White	32	73	2.3
2008	D.J. White	33	54	1.6
2009	Tom Pritchard	31	24	0.8
2010	Christian Watford	31	19	0.6
2011	Tom Pritchard	32	23	0.7
2012	Cody Zeller	36	42	1.2
2013	Cody Zeller	36	45	1.3
2014	Noah Vonleh	30	41	1.4
2015	Hanner Mosquera-Perea	26	33	1.3
2016	Thomas Bryant	35	32	0.9
2017	Thomas Bryant	34	52	1.5
2018	Juwan Morgan	31	44	1.4
2019	Juwan Morgan	35	54	1.5
2020	Trayce Jackson-Davis	32	59	1.7
2021	Trayce Jackson-Davis	27	38	1.4
2022	Trayce Jackson-Davis	35	81	2.3
2023	Trayce Jackson-Davis	32	92	2.9



Kent Benson

FIELD GOALS MADE

SINGLE GAME

Rank	FG-Att	Player	Opponent	Date
1.	23-48	Jimmy Rayl	Michigan St.	2/23/63
2.	20-39	Jimmy Rayl	Minnesota	1/27/62
3.	19-35	Steve Downing	Kentucky	12/9/72
	19-35	George McGinnis	N. Illinois	2/1/71
5.	18-24	Trayce Jackson-Davis	Marshall	11/27/21
	18-27	Mike Woodson	at Wisconsin	3/3/79
	18-31	Steve Downing	Illinois	2/12/73
	18-36	George McGinnis	at Butler	12/22/71
	18-30	Steve Downing	at Illinois	2/20/71
10.	17-25	Steve Alford	Michigan	1/11/86
	17-24	Steve Green	Michigan	2/16/74
	17-25	George McGinnis	at N'western	12/29/71
	17-26	George McGinnis	N'western	2/27/71
14.	16-19	Alan Henderson	Iowa	11/29/96
	16-21	Randy Wittman	at Wisconsin	2/16/83
	16-26	Scott May	Michigan St.	2/26/76
	16-26	Kent Benson	at Michigan	2/9/76
	16-18	Kent Benson	Duke	1/10/76

SEASON - ALL GAMES

Rank	Player	FGM	Year
1.	Scott May	308	1975-76
2.	Calbert Cheaney	303	1992-93
3.	Calbert Cheaney	289	1990-91
4.	Alan Henderson	284	1994-95
5.	George McGinnis	283	1970-71
6.	Mike Woodson	265	1978-79
7.	Trayce Jackson-Davis	262	2022-23
8.	Jimmy Rayl	254	1961-62
	Steve Alford	254	1985-86
10.	Steve Downing	246	1972-73
	Trayce Jackson-Davis	246	2021-22

SEASON - BIG TEN GAMES

Rank	Player	FGM	Year
1.	Trayce Jackson-Davis	171	2022-23
2.	Mike Woodson	169	1976-77
3.	Alan Henderson	167	1994-95
4.	George McGinnis	164	1970-71
5.	Steve Alford	163	1985-86

CAREER - ALL GAMES

Rank	Player	FGM	Year
1.	Calbert Cheaney	1018	1990-93
2.	Steve Alford	898	1984-87
3.	Trayce Jackson-Davis	850	2019-23
4.	Mike Woodson	821	1977-80
5.	Alan Henderson	763	1992-95
6.	A.J. Guyton	747	1997-00
7.	Kent Benson	722	1974-77
8.	Don Schlundt	683	1952-55
9.	Scott May	666	1974-76
10.	Randy Wittman	649	1979, 1981-83

CAREER - BIG TEN GAMES

1.	Calbert Cheaney	538	1990-93
2.	Mike Woodson	515	1977-80
3.	Trayce Jackson-Davis	509	2019-23
4.	Steve Alford	505	1984-87
5.	Alan Henderson	421	1992-95



Alan Henderson

FIELD GOALS MADE

ANNUAL LEADERS

Year	Player	G	FG Made
1955	Don Schlundt	22	169
1956	Wallace Choice	22	148
1957	Archie Dees	22	187
1958	Archie Dees	24	230
1959	Walter Bellamy	22	148
1960	Walter Bellamy	24	212
1961	Walter Bellamy	24	195
1962	Jimmy Rayl	24	254
1963	Jimmy Rayl	24	215
1964	Tom VanArsdale	24	196
1965	Tom VanArsdale	24	173
1966	Max Walker	23	157
1967	Harry Joyner	26	192
1968	Vernon Payne	24	136
1969	Joe Cooke	24	213
1970	James Harris	24	176
1971	George McGinnis	24	283
1972	Joby Wright	25	220
1973	Steve Downing	28	246
1974	Steven Green	28	206
1975	Scott May	30	204
1976	Scott May	32	308
1977	Mike Woodson	27	212
1978	Mike Woodson	29	242
1979	Mike Woodson	34	265
1980	Isiah Thomas	29	154
1981	Isiah Thomas	34	212
1982	Ted Kitchel	29	204
1983	Randy Wittman	30	236
1984	Steve Alford	31	171
1985	Steve Alford	32	232
1986	Steve Alford	28	254
1987	Steve Alford	34	241
1988	Dean Garrett	29	184
1989	Jay Edwards	34	218
1990	Calbert Cheaney	29	199
1991	Calbert Cheaney	34	289
1992	Calbert Cheaney	34	227
1993	Calbert Cheaney	35	303
1994	Alan Henderson	30	198
1995	Alan Henderson	31	284
1996	Brian Evans	31	212
1997	A.J. Guyton	33	157
1998	A.J. Guyton	32	188
1999	A.J. Guyton	34	198
2000	A.J. Guyton	29	204
2001	Kirk Haston	33	243
2002	Jared Jeffries	36	189
2003	Jeff Newton	34	171
2004	Bracey Wright	29	182
2005	Bracey Wright	26	150
2006	Robert Vaden	31	250
2007	D.J. White	32	170
2008	D.J. White	33	216
2009	Tom Pritchard	31	111
2010	Verdell Jones III	21	149
2011	Christian Watford	29	143
2012	Cody Zeller	36	200
2013	Cody Zeller	36	199
2014	Kevin "Yogi" Ferrell	30	169
2015	Kevin "Yogi" Ferrell	34	181
2016	Kevin "Yogi" Ferrell	35	196
2017	James Blackmon Jr.	30	174
2018	Juwan Morgan	31	195
2019	Juwan Morgan	35	215
2020	Trayce Jackson-Davis	32	159
2021	Trayce Jackson-Davis	27	183
2022	Trayce Jackson-Davis	35	246
2023	Trayce Jackson-Davis	32	262



Robert Johnson became the 51st player in IU history to score 1,000 points in his career at IU and tied a school record with nine 3-point field goals made against Iowa.

FIELD GOALS ATTEMPTED

SINGLE-GAME

Rank	Att.	Player	Opponent	Date
1.	48	Jimmy Rayl	Michigan St.	2/23/63
2.	39	Jimmy Rayl	Minnesota	1/27/62
3.	36	George McGinnis	at Butler	12/22/71
4.	35	Steve Downing	Kentucky	12/9/72
35	George McGinnis	N. Illinois	2/1/71	
6.	31	Steve Downing	Illinois	2/12/73
7.	28	Mike Woodson	Northwestern	2/26/77
8.	27	Mike Woodson	at Illinois	3/3/79
27	Calbert Cheaney	Seton Hall	11/27/92	
10.	26	Scott May	at Wisconsin	2/26/76
26	Kent Benson	Michigan St.	2/9/76	
26	Mike Woodson	Xavier	12/7/79	

SEASON - ALL GAMES

Rank	Player	Att.	Year
1.	George McGinnis	615	1970-71
2.	Scott May	584	1975-76
3.	Jimmy Rayl	580	1961-62
4.	Calbert Cheaney	552	1992-93
5.	Mike Woodson	532	1978-79
6.	Kirk Haston	518	2000-01
7.	Jimmy Rayl	516	1962-63
8.	Joe Cooke	511	1968-69
9.	Steve Alford	508	1986-87
10.	Bob Leonard	503	1952-53

SEASON - BIG TEN GAMES

Rank	Player	Att.	Year
1.	George McGinnis	354	1970-71
2.	Jimmy Rayl	346	1961-62
3.	Scott May	342	1975-76
4.	Jimmy Rayl	327	1962-63
5.	Trayce Jackson-Davis	313	2022-23

CAREER - ALL GAMES

Rank	Player	Att.	Year
1.	Calbert Cheaney	1,820	1990-93
2.	Steve Alford	1,685	1984-87
3.	A.J. Guyton	1,642	1997-00
4.	Mike Woodson	1,626	1977-80
5.	Trayce Jackson-Davis	1,504	2019-23
6.	Don Schlundt	1,497	1952-55
7.	Kevin "Yogi" Ferrell	1,475	2012-16
8.	Alan Henderson	1,413	1992-95
9.	Kent Benson	1,346	1974-77
10.	Bob Leonard	1,304	1952-54
11.	Scott May	1,297	1974-76
12.	Christian Watford	1,292	2010-13
13.	Brian Evans	1,262	1993-96
14.	Archie Dees	1,252	1956-58
15.	Randy Wittman	1,238	1979-83

CAREER - BIG TEN GAMES

Rank	Player	Att.	Year
1.	Calbert Cheaney	981	1990-93
2.	Mike Woodson	975	1975-80
3.	Steve Alford	971	1984-87
4.	Trayce Jackson-Davis	961	2019-23
5.	A.J. Guyton	910	1997-00




De'Ron Davis tied a school record by making 9-of-9 field goals at Michigan on Feb. 16, 2020.


FIELD GOALS ATTEMPTED

ANNUAL LEADERS

Year	Player	G	FG Att	Year	Player	G	FG Att
1955	Don Schlundt	22	377	1994	Damon Bailey	30	391
1956	Archie Dees	22	332	1995	Alan Henderson	31	476
1957	Archie Dees	22	440	1996	Brian Evans	31	474
1958	Archie Dees	24	480	1997	A.J. Guyton	33	361
1959	Herbert Lee	22	356	1998	A.J. Guyton	32	402
1960	Walt Bellamy	24	396	1999	A.J. Guyton	34	435
1961	Walt Bellamy	24	389	2000	A.J. Guyton	29	444
1962	Jimmy Rayl	24	580	2001	Kirk Haston	33	518
1963	Jimmy Rayl	24	516	2002	Jared Jeffries	36	414
1964	Tom VanArsdale	24	452	2003	Jeff Newton	34	396
1965	Tom VanArsdale	24	369	2004	Bracey Wright	29	433
1966	Max Walker	23	336	2005	Bracey Wright	26	363
1967	Vernon Payne	26	393	2006	Marco Killingsworth	31	389
1968	Vernon Payne	24	354	2007	Roderick Wilmont	32	339
1969	Joe Cooke	24	511	2008	Eric Gordon	32	425
1970	James Harris	24	394	2009	Devan Dumes	27	265
1971	George McGinnis	24	615	2010	Verdell Jones III	31	373
1972	Joby Wright	25	475	2011	Christian Watford	29	339
1973	Steve Downing	28	473	2012	Christian Watford	36	339
1974	Steven Green	28	378	2013	Cody Zeller	36	354
1975	Scott May	30	400	2014	Kevin "Yogi" Ferrell	32	409
1976	Scott May	32	584	2015	James Blackmon Jr.	33	421
1977	Mike Woodson	27	407	2016	Kevin "Yogi" Ferrell	35	428
1978	Mike Woodson	29	462	2017	James Blackmon Jr.	30	365
1979	Mike Woodson	24	532	2018	Robert Johnson	31	365
1980	Isiah Thomas	29	302	2019	Romeo Langford	32	395
1981	Isiah Thomas	34	383	2020	Devonte Green	29	282
1982	Ted Kitchel	29	385	2021	Trayce Jackson-Davis	27	354
1983	Randy Wittman	30	236	2022	Trayce Jackson-Davis	35	418
1984	Steve Alford	31	289	2023	Trayce Jackson-Davis	32	313
1985	Steve Alford	32	431				
1986	Steve Alford	28	457				
1987	Steve Alford	34	508				
1988	Dean Garrett	29	344				
1989	Jay Edwards	34	460				
1990	Calbert Cheaney	29	348				
1991	Calbert Cheaney	34	485				
1992	Calbert Cheaney	34	435				
1993	Calbert Cheaney	35	552				



D.J. White



Christian Watford

FIELD GOAL PERCENTAGE

SINGLE GAME

(Min. 7 attempts)

Pct.	Player	Opponent	Date
1.000 (9-9)	De'Ron Davis	at Michigan	2/16/20
1.000 (9-9)	Will Sheehy	Purdue	2/16/13
1.000 (8-8)	Juwan Morgan	SIUE	12/2/16
1.000 (8-8)	Jared Jeffries	Wisconsin	2/24/01
1.000 (8-8)	Matt Nover	W. Michigan	12/12/92
1.000 (8-8)	Ricky Calloway	Minnesota	1/24/87
1.000 (8-8)	Mike Giomi	Northwestern	2/20/85
1.000 (7-7)	Aljami Durham	W. Illinois	11/5/19
1.000 (7-7)	De'Ron Davis	Iowa	3/9/17
1.000 (7-7)	Thomas Bryant	McNeese St.	12/12/15
1.000 (7-7)	Tom Pritchard	Cornell	11/30/08
1.000 (7-7)	Chris Reynolds	Austin Peay	12/11/92
1.000 (7-7)	Mike Giomi	Miami (Ohio)	12/29/84
1.000 (7-7)	Stew Robinson	Wisconsin	2/9/84
1.000 (7-7)	Chuck Franz	Illinois	1/11/84
1.000 (7-7)	Uwe Blab	Minnesota	2/2/84
1.000 (7-7)	Tom Abernethy	S. Carolina	12/22/73

SEASON - ALL GAMES

(Min. 100 FG made)

Rank	Player	Pct. (FGM-FGA)	Year
1.	Thomas Bryant	.683 (157-230)	2015-16
2.	Matt Nover	.628 (147-234)	1992-93
3.	Cody Zeller	.623 (200-321)	2011-12
4.	D.J. White	.605 (216-357)	2007-08
5.	Victor Oladipo	.599 (182-304)	2012-13
6.	Alan Henderson	.597 (284-476)	1994-95
7.	Calbert Cheaney	.596 (289-485)	1990-91
8.	Steve Alford	.592 (171-289)	1983-84
9.	Trayce Jackson-Davis	.589 (246-418)	2021-22
10.	Ray Tolbert	.588 (177-301)	1980-81
11.	Steve Green	.582 (203-349)	1974-75
12.	Trayce Jackson-Davis	.581 (262-451)	2022-23
13.	Wayne Radford	.579 (158-273)	1977-78
	Juwan Morgan	.579 (195-337)	2017-18
15.	Kent Benson	.578 (237-410)	1975-76

SEASON - BIG TEN GAMES

(Min. 100 FG attempts)

Rank	Player	Pct.	Year
1.	Thomas Bryant	.684 (80-117)	2015-16
2.	Ray Tolbert	.626 (107-171)	1980-81
3.	Cody Zeller	.616 (101-164)	2011-12
4.	Alan Henderson	.609 (167-274)	1994-95
5.	Steve Alford	.606 (114-188)	1983-84
	Kent Benson	.606 (140-231)	1975-76
7.	D.J. White	.603 (82-136)	2004-05
8.	D.J. White	.593 (121-204)	2007-08
9.	Greg Graham	.587 (101-172)	1992-93
10.	Uwe Blab	.586 (129-220)	1984-85

CAREER - ALL GAMES

Rank	Player	Pct.	Year
1.	Thomas Bryant	.592 (305-515)	2015-17
2.	Cody Zeller	.591 (399-675)	2012-13
3.	Matt Nover	.571 (370-648)	1990-93
4.	Trayce Jackson-Davis	.565 (850-1504)	2019-23
5.	Juwan Morgan	.562 (517-920)	2015-19
	D.J. White	.562 (548-975)	2004-08
7.	Calbert Cheaney	.559 (1018-1820)	1990-93
8.	Wayne Radford	.553 (331-599)	1975-78
9.	William Gladness	.552 (218-395)	1998-99
10.	Todd Lindeman	.548 (227-414)	1992,94-96
11.	Daryl Thomas	.541 (399-737)	1984-87
12.	Alan Henderson	.540 (763-1413)	1992-95
13.	Victor Oladipo	.538 (406-754)	2010-13
	Steve Green	.538 (525-976)	1973-75
	Dean Garrett	.538 (347-645)	1987-88
	Joe Hillman	.538 (276-523)	1985-89

CAREER - BIG TEN GAMES

Rank	Player	Pct.	Year
1.	Thomas Bryant	.592 (173-292)	2015-17
2.	William Gladness	.591 (107-181)	1998-99
3.	Cody Zeller	.573 (204-356)	2012-13
4.	D.J. White	.570 (292-512)	2004-08
5.	Todd Lindeman	.557 (136-244)	1992,94-96
6.	Calbert Cheaney	.548 (538-981)	1990-93
7.	Joe Hillman	.543 (171-315)	1985-89
8.	Kent Benson	.542 (410-756)	1974-77



Juwan Morgan and his 14 straight field goals made over a three game span during the 2016-17 season set a new school record.

FIELD GOAL PERCENTAGE

ANNUAL LEADERS

Year	Player	G	Pct.
1953	Don Schlundt	26	.432 (206-477)
1954	Don Schlundt	24	.500 (177-354)
1955	Don Schlundt	22	.448 (169-377)
1956	Wally Choice	22	.510 (148-290)
1957	Dick Neal	19	.486 (90-185)
1958	Archie Dees	24	.479 (230-480)
1959	Walt Bellamy	22	.512 (148-289)
1960	Walt Bellamy	24	.535 (212-396)
1961	Walt Bellamy	24	.501 (195-389)
1962	Tom Bolyard	24	.443 (184-415)
1963	Tom Bolyard	24	.478 (192-402)
1964	Jon McGlocklin	24	.460 (165-359)
1965	Jon McGlocklin	23	.543 (166-306)
1966	Gary Grieger	22	.485 (87-182)
1967	Erv Inniger	17	.515 (102-198)
1968	Bill DeHeer	24	.504 (70-150)
1969	Kenny Johnson	24	.445 (154-346)
1970	Joe Cooke	12	.480 (109-227)
1971	Steve Downing	23	.505 (102-202)
1972	John Ritter	25	.510 (127-249)
1973	Steve Downing	28	.520 (246-473)
1974	Steve Green	28	.545 (206-378)
1975	Steve Green	31	.582 (203-349)
1976	Kent Benson	32	.578 (237-410)
1977	Mike Woodson	27	.521 (212-407)
1978	Wayne Radford	29	.579 (158-273)
1979	Ray Tolbert	34	.544 (168-309)
1980	Butch Carter	29	.547 (122-223)
1981	Ray Tolbert	35	.588 (177-301)
1982	Uwe Blab	24	.556 (69-124)
1983	Randy Wittman	30	.543 (236-435)
1984	Steve Alford	31	.592 (171-289)
1985	Uwe Blab	33	.565 (212-375)

1986	Daryl Thomas	26	.561 (133-237)
1987	Dean Garrett	34	.542 (163-301)
1988	Dean Garrett	29	.535 (184-344)
1989	Eric Anderson	34	.545 (145-266)
1990	Calbert Cheaney	29	.572 (199-348)
1991	Calbert Cheaney	34	.596 (289-485)
1992	Calbert Cheaney	34	.522 (227-435)
1993	Matt Nover	35	.628 (147-234)
1994	Todd Lindeman	29	.548 (63-115)
1995	Alan Henderson	31	.597 (284-476)
1996	Brian Evans	31	.447 (212-474)
1997	Andrae Patterson	30	.470 (151-321)
1998	William Gladness	32	.542 (115-212)
1999	William Gladness	33	.563 (103-183)
2000	Lynn Washington	29	.553 (68-123)
2001	Jeff Newton	33	.517 (77-149)
2002	Jarrad Odle	35	.540 (128-237)
2003	George Leach	32	.552 (85-154)
2004	Sean Kline	22	.500 (59-118)
2005	D.J. White	29	.572 (143-250)
2006	Marco Killingsworth	31	.542 (211-389)
2007	D.J. White	32	.512 (170-332)
2008	D.J. White	33	.605 (216-357)
2009	Kyle Taber	31	.509 (57-112)
2010	Tom Pritchard	31	.609 (56-92)
2011	Victor Oladipo	32	.547 (88-161)
2012	Cody Zeller	36	.623 (200-321)
2013	Victor Oladipo	36	.599 (182-304)
2014	Devin Davis	29	.529 (27-51)
2015	Troy Williams	32	.540 (161-298)
2016	Thomas Bryant	35	.683 (157-230)
2017	Juwan Morgan	32	.548 (86-157)
2018	Juwan Morgan	31	.579 (195-337)
2019	Juwan Morgan	35	.558 (215-385)
2020	Trayce Jackson-Davis	32	.566 (159-281)
2021	Trayce Jackson-Davis	27	.517 (183-354)
2022	Trayce Jackson-Davis	35	.589 (246-418)
2023	Trayce Jackson-Davis	32	.581 (262-451)



Thomas Bryant

3-POINT FIELD GOALS MADE

SINGLE GAME MADE

1.	9	Matt Roth	Ohio State	1/31/09
	9	Roderick Wilmont	at Northwestern	2/28/07
	9	Robert Johnson	at Iowa	2/17/18
3.	8	Devonte Green	vs. Ohio St.	3/14/19
	8	Jordan Hulls	Northwestern	3/6/10
	8	Robert Vaden	at Iowa	1/24/06
	8	Neil Reed	Michigan	1/23/96
	8	Brian Evans	Chaminade	12/22/94
	8	Jay Edwards	Minnesota	2/4/88
	8	Steve Alford	Princeton	12/26/87
10.	7	Devonte Green	Iowa	2/13/20
	7	Kevin "Yogi" Ferrell	Maryland	1/22/2015
	7	Kevin "Yogi" Ferrell	Michigan	2/2/2014
	7	Jordan Hulls	at Penn State	1/8/12
	7	Eric Gordon	Chattanooga	11/12/07
	7	Roderick Wilmont	at Penn State	1/13/07
	7	Mar. Strickland	Penn State	2/22/06
	7	A.J. Guyton	North Carolina	12/21/99
	7	A.J. Guyton	at Penn State	1/31/99
	7	A.J. Guyton	at Ohio State	1/9/99
	7	A.J. Guyton	Michigan	2/16/1997
	7	Steve Alford	Syracuse	3/30/87
	7	Steve Alford	Auburn	3/14/87
	7	Steve Alford	Wisconsin	1/15/87
24.	6	Jalen Hood-Schifino	Ohio State	1/28/23
	6	Devonte Green	C. Arkansas	12/19/18
	6	James Blackmon Jr.	Michigan St.	1/21/17
	6	Robert Johnson	Austin Peay	12/22/16
	6	James Blackmon Jr.	Alcorn St.	11/30/15
	6	James Blackmon Jr.	Minnesota	2/15/2015
	6	Kevin "Yogi" Ferrell	at Maryland	2/11/2015
	6	Kevin "Yogi" Ferrell	at Ohio State	1/25/2015
	6	James Blackmon Jr.	vs. Georgetown	12/27/2014
	6	Jordan Hulls	Jacksonville	12/28/12
	6	Jordan Hulls	Chattanooga	11/13/11
	6	Jordan Hulls	FGCU	11/12/10
	6	Devan Dumes	at Northwestern	1/28/09
	6	Eric Gordon	Northwestern	2/3/08
	6	Armon Bassett	Connecticut	1/26/08
	6	Eric Gordon	W. Carolina	12/15/07
	6	Robert Vaden	at Ball State	12/31/05
	6	Bracey Wright	vs. Kentucky	12/11/04
	6	Bracey Wright	vs. Kentucky	12/20/03
	6	Mar. Strickland	vs. Morehead St.	12/23/03
	6	Bracey Wright	at North Texas	12/29/03
	6	Bracey Wright	at Michigan St.	1/31/04
	6	Tom Coverdale	Northwestern	1/15/03
	6	Bracey Wright	Minnesota	3/4/03
	6	Dane Fife	Illinois	1/26/02
	6	Tom Coverdale	Michigan State	1/8/02
	6	Dane Fife	at Alaska Anch.	11/21/01
	6	Tom Coverdale	Wisconsin	2/24/01
	6	Jay Edwards	at Ohio State	3/1/89
	6	Jay Edwards	at Northwestern	2/9/89
	6	Jay Edwards	North Carolina	12/25/88
	6	Jay Edwards	Illinois	2/29/88
	6	Jay Edwards	at Michigan	2/13/88

CONSECUTIVE GAMES W/ 3FG MADE


1.*	Kevin "Yogi" Ferrell	68	2013-11/23/15
2.	A.J. Guyton	39	3/13/97 - 11/24/98
3.	Kevin "Yogi" Ferrell	31	11/24/15-3/25/16
3.	Jay Edwards	20	1988-89
4.	Jordan Hulls	18	2011-12 - 2012-13
5.	Steve Alford	17	1986-87
	Jay Edwards	17	1987-88
	Marshall Strickland	17	2003/04
	Robert Vaden	17	2005-06

SEASON - ALL GAMES

1.	Steve Alford	107	1986-87
2.	James Blackmon Jr.	91	2016-17
3.	Kevin "Yogi" Ferrell	88	2013-14
4.	Kevin "Yogi" Ferrell	82	2014-15
5.	Jay Edwards	81	1988-89
	Robert Vaden	81	2005-06
7.	Jordan Hulls	80	2012-13
8.	Kevin "Yogi" Ferrell	79	2015-16
	A.J. Guyton	79	1997-98
10.	James Blackmon Jr.	77	2014-15
11.	A.J. Guyton	76	1998-99
12.	Tom Coverdale	75	2002-03
13.	Jordan Hulls	72	2011-12
	Kyle Hornsby	72	2001-02
	A.J. Guyton	72	1999-00

SEASON - BIG TEN GAMES

1.	Steve Alford	54	1987
2.	Jay Edwards	52	1988
3.	Kevin "Yogi" Ferrell	51	2014
4.	Jay Edwards	48	1989
5.	Kevin "Yogi" Ferrell	47	2016
6.	Kevin "Yogi" Ferrell	45	2015
7.	James Blackmon Jr.	43	2017
	A.J. Guyton	43	1999
9.	Tom Coverdale	41	2002
	A.J. Guyton	41	1998
	Robert Vaden	41	2006
	Robert Johnson	41	2018
12.	Jordan Hulls	40	2012



Matt Roth

3-POINT FIELD GOALS MADE

CAREER - ALL GAMES

1.	A.J. Guyton	283	1997-00
2.	Kevin "Yogi" Ferrell	272	2012-15
3.	Jordan Hulls	254	2010-13
4.	Robert Johnson	239	2014-18
5.	James Blackmon Jr.	205	2015-17
6.	Tom Coverdale	200	2000-03
7.	Marshall Strickland	188	2003-06
8.	Bracey Wright	186	2003-05
	Brian Evans	186	1993-96
10.	Kyle Hornsby	178	2000-03
11.	Damon Bailey	166	1991-94
12.	Christian Watford	164	2010-13
13.	Rodrick Wilmont	150	1990-94

CAREER - BIG TEN GAMES


1.	Kevin "Yogi" Ferrell	159	2012-15
2.	A.J. Guyton	157	1997-00
3.	Robert Johnson	135	2014-18
4.	Jordan Hulls	134	2010-13
5.	Tom Coverdale	120	2000-03
6.	Brian Evans	114	1993-96
7.	Marshall Strickland	107	2003-06
8.	Jay Edwards	100	1988-89
9.	Damon Bailey	95	1991-94
10.	Christian Watford	89	2010-13

ANNUAL LEADERS

Year	Player	Games	3FG Made
1987	Steve Alford	34	107
1988	Jay Edwards	23	59
1989	Jay Edwards	34	81
1990	Calbert Cheaney	29	25
1991	Calbert Cheaney	34	43
1992	Damon Bailey	34	48
1993	Greg Graham	35	57
1994	Damon Bailey	30	47
1995	Brian Evans	31	58
1996	Brian Evans	31	62
1997	Neil Reed	33	57
1998	A.J. Guyton	32	79
1999	A.J. Guyton	34	76
2000	A.J. Guyton	29	72
2001	Tom Coverdale	34	52
2002	Kyle Hornsby	37	72
2003	Tom Coverdale	34	75
2004	Bracey Wright	29	70
2005	Bracey Wright	26	50
2006	Robert Vaden	31	81
2007	Roderick Wilmont	32	77
2008	Eric Gordon	32	70
2009	Devan Dumes	27	59
2010	Jordan Hulls	31	47
2011	Jordan Hulls	32	55
2012	Jordan Hulls	36	72
2013	Jordan Hulls	36	80
2014	Kevin "Yogi" Ferrell	32	88
2015	Kevin "Yogi" Ferrell	34	82
2016	Kevin "Yogi" Ferrell	35	79
2017	James Blackmon Jr.	30	91
2018	Robert Johnson	31	66
2019	Devonte Green	28	48
2020	Devonte Green	29	59
2021	Aljami Durham	27	38
2022	Parker Stewart	34	53
2023	Miller Kopp	35	63



James Blackmon, Jr.



Steve Alford

3-POINT FIELD GOALS ATTEMPTED

SINGLE GAME ATTEMPTS

Rank	Att	Player	Opponent	Date
1.	17	Rod Wilmont	at Penn State	1/13/07
2.	16	Eric Gordon	at Penn State	3/9/08
	16	A.J. Guyton	at Penn State	1/31/99
	16	A.J. Guyton	at Ohio State	1/9/99
5.	13	Rod Wilmont	at Northwestern	2/28/07
	13	Robert Vaden	Gonzaga	3/18/06
	13	Neil Reed	Santa Clara	12/14/96
	13	Bracey Wright	at Michigan St.	1/31/04
9.	14	Devonte Green	at Purdue	2/27/20
10.	12	Devonte Green	Arkansas	12/29/19
	12	Kevin "Yogi" Ferrell	vs. Georgetown	12/27/14
	12	Kevin "Yogi" Ferrell	at Purdue	2/15/14
	12	Matt Roth	at Iowa	1/23/11
	12	Jordan Hulls	Northwestern	3/6/10
	12	Armon Bassett	at Penn State	3/9/08
	12	Rod Wilmont	at Iowa	2/3/07
	12	Robert Vaden	at Iowa	1/24/06
	12	Bracey Wright	vs. Kentucky	12/11/04
	12	Bracey Wright	at Connecticut	12/4/04
	12	A.J. Guyton	North Carolina	12/21/99
	12	A.J. Guyton	St. John's	3/13/99
	12	A.J. Guyton	Illinois	1/3/99
	12	A.J. Guyton	Michigan	1/21/97
	12	Tom Coverdale	Michigan	3/14/03
	12	Matt Roth	at Iowa	1/23/11
	12	Robert Johnson	at Iowa	2/17/18
	12	Josh Newkirk	at Michigan St.	1/19/18

SEASON - ALL GAMES

Rank	Player	Att.	Year
1.	Kevin "Yogi" Ferrell	220	2013-14
2.	James Blackmon Jr.	215	2016-17
	Tom Coverdale	215	2002-03
4.	Eric Gordon	208	2007-08
5.	Bracey Wright	204	2003-04
6.	Steve Alford	202	1986-87
7.	James Blackmon Jr.	199	2014-15
8.	Kevin "Yogi" Ferrell	197	2014-15
9.	Robert Vaden	195	2005-06
	Roderick Wilmont	195	2006-07

SEASON - BIG TEN GAMES

1.	Kevin "Yogi" Ferrell	129	2013-14
2.	Eric Gordon	120	2007-08
3.	Kevin "Yogi" Ferrell	115	2014-15
4.	James Blackmon Jr.	114	2016-17
5.	Kevin "Yogi" Ferrell	109	2015-16
6.	Steve Alford	108	1986-87
7.	Devonte Green	107	2019-20
8.	A.J. Guyton	106	1998-99
9.	Bracey Wright	105	2003-04
10.	Robert Vaden	103	2005-06

CAREER - ALL GAMES

Rank	Player	Att.	Years
1.	A.J. Guyton	684	1997-00
2.	Kevin "Yogi" Ferrell	681	2012-15
3.	Robert Johnson	614	2014-18
4.	Jordan Hulls	576	2010-13
5.	Tom Coverdale	555	2000-03
6.	Bracey Wright	532	2003-05

7.	James Blackmon Jr.	494	2015-17
8.	Marshall Strickland	488	2003-06
9.	Brian Evans	456	1993-96
10.	Devonte Green	435	2016-20

CAREER - BIG TEN GAMES

Rank	Player	Att.	Year
1.	Kevin "Yogi" Ferrell	399	2012-15
2.	A.J. Guyton	370	1997-00
3.	Robert Johnson	352	2014-18
4.	Jordan Hulls	334	2010-13
5.	Brian Evans	278	1993-96
6.	Tom Coverdale	274	2000-03
7.	Devonte Green	240	2016-20
	Bracey Wright	240	2003-05
9.	Roderick Wilmont	234	2004-07
10.	Marshall Strickland	227	2003-06

ANNUAL LEADERS

Year	Player	Games	3FG Att
1987	Steve Alford	34	202
1988	Jay Edwards	23	110
1989	Jay Edwards	34	181
1990	Calbert Cheaney	29	51
1991	Calbert Cheaney	34	91
1992	Damon Bailey	34	102
1993	Greg Graham	35	111
1994	Damon Bailey	30	111
1995	Brian Evans	31	159
1996	Brian Evans	31	158
1997	A.J. Guyton	33	145
1998	A.J. Guyton	32	180
1999	A.J. Guyton	34	187
2000	A.J. Guyton	29	172
2001	Tom Coverdale	34	146
2002	Tom Coverdale	37	189
2003	Tom Coverdale	34	215
2004	Bracey Wright	29	204
2005	Bracey Wright	26	152
2006	Robert Vaden	31	195
2007	Roderick Wilmont	32	195
2008	Eric Gordon	32	208
2009	Devan Dumes	27	155
2010	Jordan Hulls	31	117
2011	Jordan Hulls	32	133
2012	Jordan Hulls	36	146
2013	Jordan Hulls	36	180
2014	Kevin "Yogi" Ferrell	32	220
2015	James Blackmon Jr.	33	199
2016	Kevin "Yogi" Ferrell	35	188
2017	James Blackmon Jr.	30	215
2018	Robert Johnson	31	177
2019	Romeo Langford	32	125
2020	Devonte Green	29	165
2021	Aljami Durham	26	100
2022	Parker Stewart	34	135
2023	Miller Kopp	35	142

3-POINT FIELD GOAL PERCENTAGE

SINGLE GAME

(min. 5 attempts)

Rank	Pct.	Player	Opponent	Date
1.	1.000 (6-6)	Robert Vaden	at Ball St	12/30/06
2.	1.000 (5-5)	Robert Johnson	IPFW	12/9/15
	1.000 (5-5)	Devan Dumes	Iowa	2/4/09
	1.000 (5-5)	Kyle Hornsby	at Michigan	2/17/02
	1.000 (5-5)	Keith Smart	Ohio State	3/7/87
6.	.889 (8-9)	Jay Edwards	Minnesota	2/4/88
7.	.875 (7-8)	Kevin "Yogi" Ferrell	Maryland	1/22/15
	.875 (7-8)	Kevin "Yogi" Ferrell	Michigan	2/2/14
	.875 (7-8)	Steve Alford	Wisconsin	1/15/87
10.	.857 (6-7)	Marshall Strickland	Morehead St.	12/23/03
	.857 (6-7)	Dane Fife	Illinois	1/26/02
	.857 (6-7)	Damon Bailey	Iowa	2/9/92
	.857 (6-7)	Brian Evans	at Illinois	1/30/94
	.857 (6-7)	Pat Graham	Ohio State	2/2/94
	.857 (6-7)	Tom Coverdale	Wisconsin	2/24/01

SEASON - ALL GAMES

Rank	Player	Pct.	Year
1.	Pat Graham	.569 (41-72)	1993-94
2.	Matt Roth	.545 (42-77)	2011-12
3.	Jay Edwards	.536 (59-110)	1987-88
4.	Steve Alford	.530 (107-202)	1986-87
5.	Greg Graham	.514 (57-111)	1992-93
6.	Jordan Hulls	.493 (72-146)	2011-12
7.	Calbert Cheaney	.490 (25-51)	1989-90
8.	Christian Watford	.484 (60-124)	2012-13
9.	Marshall Strickland	.479 (69-144)	2005-06
10.	Dane Fife	.478 (66-138)	2001-02

SEASON - BIG TEN GAMES

Rank	Player	Pct.	Year
1.	Matt Roth	.592 (29-49)	2011-12
2.	Jay Edwards	.571 (52-91)	1987-88
3.	Greg Graham	.535 (38-71)	1992-93
4.	Christian Watford	.515 (34-66)	2012-13
	Nick Zeisloft	.514 (36-70)	2014-15
6.	Collin Hartman	.500 (17-34)	2014-15
	Steve Alford	.500 (54-108)	1986-87
	Brian Evans	.500 (28-56)	1993-94

CAREER - ALL GAMES

Rank	Player	Pct.	Year
1.	Steve Alford	.530 (107-202)	1986-87
2.	Jay Edwards	.481 (140-291)	1988-89
3.	Pat Graham	.480 (86-179)	1990-94
4.	Jordan Hulls	.441 (254-576)	2010-13
5.	Greg Graham	.439 (108-246)	1990-93
6.	Calbert Cheaney	.438 (148-338)	1990-93
7.	Damon Bailey	.437 (166-380)	1991-94
8.	Armon Bassett	.435 (114-262)	2006-08
9.	Nick Zeisloft	.432 (63-140)	2014-16
10.	Christian Watford	.424 (164-387)	2010-13
11.	Todd Leary	.423 (77-182)	1990,92-94

CAREER - BIG TEN GAMES

Rank	Player	Pct.	Year
1.	Jay Edwards	.532 (100/188)	1988-89
2.	Steve Alford	.500 (54-108)	1983-87
3.	Pat Graham	.450 (49/109)	1990,93-94
4.	Collin Hartman	.446 (37-83)	2013-18
5.	Nick Zeisloft	.435 (70-161)	2014-16

ANNUAL LEADERS

Year	Player	G.	Pct.
1987	Steve Alford	34	.530
1988	Jay Edwards	23	.536
1989	Joe Hillman	34	.581
1990	Calbert Cheaney	29	.490
1991	Calbert Cheaney	34	.473
1992	Damon Bailey	34	.471
1993	Greg Graham	35	.514
1994	Pat Graham	28	.569
1995	Brian Evans	31	.417
1996	Neil Reed	31	.455
1997	Neil Reed	33	.404
1998	A.J. Guyton	32	.439
1999	A.J. Guyton	34	.406
2000	A.J. Guyton	29	.419
2001	Kyle Hornsby	29	.426
2002	Dane Fife	37	.478
2003	Kyle Hornsby	34	.380
2004	A.J. Moye	29	.378
2005	A.J. Ratliff	26	.436
2006	Marshall Strickland	30	.479
2007	Armon Bassett	32	.409
2008	Armon Bassett	29	.454
2009	Devan Dumes	28	.373
2010	Jordan Hulls	31	.402
2011	Jordan Hulls	32	.414
2012	Matt Roth	34	.545
2013	Christian Watford	36	.484
2014	Noah Vonleh	30	.485
2015	Collin Hartman	32	.475
2016	Robert Johnson	30	.447
2017	James Blackmon Jr.	30	.423
2018	Robert Johnson	31	.373
2019	Devonte Green	28	.410
2020	Aljami Durham	32	.383
2021	Armaan Franklin	22	.424
2022	Parker Stewart	34	.393
2023	Trey Galloway	35	.462



Jordan Hulls

FREE THROWS MADE

SINGLE GAME - MADE

Rank	FTM	Player	Opponent	Date
1.	26	Greg Graham	Purdue	2/21/93
2.	25	Don Schlundt	Ohio State	3/5/55
3.	22	Luke Recker	Michigan	2/21/99
4.	18	Ted Kitchel	Illinois	1/10/81
18	Wally Choice	Notre Dame	1/30/56	
6.	17	Isiah Thomas	Michigan	2/28/81
17	Wayne Radford	Illinois	1/7/78	
17	Dick VanArsdale	Ohio State	2/8/64	
17	Archie Dees	at LaSalle	12/18/57	
17	Don Schlundt	Michigan	12/20/52	

CONSECUTIVE MADE FREE THROWS

(Single Game)

Rank	FTM	Player	Opponent	Date
1.	18	Ted Kitchel	Illinois	1/10/81
18	Todd Jadlow	Iowa	1/30/89	
3.	16	Don Schlundt	Michigan St.	1/17/55
4.	15	Don Schlundt	Kansas St.	12/21/54
15	Don Schlundt	Ohio State	1/18/54	
15	Wally Choice	at Notre Dame	1/29/56	
15	Jimmy Rayl	Michigan	2/19/62	

SEASON - ALL GAMES

Rank	Player	Made	Year
1.	Don Schlundt	249	1952-53
2.	Don Schlundt	234	1954-55
3.	Eric Gordon	231	2007-08
4.	Don Schlundt	229	1953-54
5.	Jimmy Rayl	206	1961-62
6.	Cody Zeller	196	2012-13
7.	Mike Woodson	184	1978-79
8.	Dick VanArsdale	179	1963-64
9.	Jimmy Rayl	178	1962-63
10.	Archie Dees	176	1956-57

SEASON - BIG TEN GAMES

Rank	Player	Made	Year
1.	Don Schlundt	175	1952-53
2.	Don Schlundt	157	1954-55
3.	Don Schlundt	153	1953-54
4.	Jimmy Rayl	150	1961-62
5.	Eric Gordon	128	2007-08

CONSECUTIVE MADE FREE THROWS (SEASON)

Rank	Player	Made	Year
1.	Jordan Hulls	41*	2010-11
2.	Pat Graham	38	1990-91
3.	Keith Smart	37	1987-88
4.	Christian Watford	33	2011-12
5.	Jimmy Rayl	32	1961-62
	John Ritter	32	1971-72

*Streak was active at the completion of the season. It ended at 58, a Big Ten record, on Nov. 27, 2011.



Kevin "Yogi" Ferrell

FREE THROWS MADE

CAREER - ALL GAMES

Rank	Player	Made	Year
1.	Don Schlundt	826	1952-55
2.	Trayce Jackson-Davis	558	2019-23
3.	Steve Alford	535	1984-87
4.	Christian Watford	504	2010-13
5.	Greg Graham	468	1990-93
6.	Alan Henderson	447	1992-95
7.	Kevin "Yogi" Ferrell	440	2012-15
8.	Archie Dees	432	1956-58
9.	Calbert Cheaney	429	1990-93
10.	Damon Bailey	427	1991-94


CAREER (BIG TEN GAMES)

Rank	Player	Made	Year
1.	Don Schlundt	465	1952-55
2.	Trayce Jackson-Davis	338	2019-23
3.	Steve Alford	297	1984-87
4.	Jimmy Rayl	266	1961-63
5.	Calbert Cheaney	255	1990-93
	Greg Graham	255	1990-93

ANNUAL LEADERS

Year	Player	G.	FTM
1955	Don Schlundt	22	234
1956	Wallace Choice	22	167
1957	Archie Dees	22	176
1958	Archie Dees	24	153
1959	Walt Bellamy	22	86
1960	Walt Bellamy	24	113
1961	Walt Bellamy	24	132
1962	Jimmy Rayl	24	206
1963	Jimmy Rayl	24	178
1964	Dick VanArsdale	24	179
1965	Dick VanArsdale	24	121
1966	Harry Joyner	24	70
1967	Harry Joyner	26	97
1968	Earl Schneider	24	90
1969	Ken Johnson	24	129
1970	James Harris	24	82
1971	George McGinnis	24	153
1972	John Ritter	25	96
1973	John Ritter	28	117
1974	John Laskowski	28	72
1975	Steven Green	31	110
1976	Scott May	32	136
1977	Kent Benson	23	108
1978	Wayne Radford	29	137
1979	Mike Woodson	34	184
1980	Isiah Thomas	29	115
1981	Isiah Thomas	34	121
1982	Ted Kitchel	29	160
1983	Ted Kitchel	24	104
1984	Steve Alford	31	137
1985	Steve Alford	32	116
1986	Steve Alford	28	122
1987	Steve Alford	34	160
1988	Dean Garrett	29	99
1989	Jay Edwards	34	163
1990	Eric Anderson	29	107
1991	Eric Anderson	34	115
1992	Greg Graham	34	140
1993	Greg Graham	35	160

1994	Damon Bailey	30	166
1995	Alan Henderson	31	159
1996	Brian Evans	31	203
1997	Neil Reed	33	146
1998	Andrae Patterson	32	88
1999	Luke Recker	34	118
2000	Kirk Haston	29	108
2001	Jared Jeffries	34	129
2002	Jared Jeffries	36	104
2003	Jeff Newton	34	154
2004	Bracey Wright	29	142
2005	Bracey Wright	26	126
2006	Marco Killingsworth	31	105
2007	D.J. White	32	100
2008	Eric Gordon	32	231
2009	V. Jones III/T. Pritchard	28/31	78
2010	Verdell Jones III	31	144
2011	Christian Watford	29	140
2012	Cody Zeler	36	163
2013	Cody Zeller	36	196
2014	Kevin "Yogi" Ferrell	32	126
2015	Kevin "Yogi" Ferrell	34	111
2016	Kevin "Yogi" Ferrell	35	136
2017	Thomas Bryant	34	108
2018	Juwan Morgan	30	106
2019	Romeo Langford	32	140
2020	Trayce Jackson-Davis	32	115
2021	Trayce Jackson-Davis	27	150
2022	Trayce Jackson-Davis	53	147



Don Schlundt

FREE THROWS ATTEMPTED

SINGLE GAME - ATTEMPTS

Rank	Att	Player	Opponent	Date
1.	30	Don Schlundt	Ohio State	3/5/55
2.	28	Greg Graham	Purdue	2/19/93
3.	25	Luke Recker	Michigan	2/21/99
4.	23	Wally Choice	Notre Dame	1/30/56
5.	21	Isiah Thomas	Michigan	2/28/81
	21	Jimmy Rayl	Northwestern	1/29/62
	21	Archie Dees	LaSalle	12/18/57

SEASON - ALL GAMES

Rank	Player	Att	Year
1.	Don Schlundt	310	1952-53
2.	Don Schlundt	299	1954-55
3.	Don Schlundt	296	1953-54
4.	Eric Gordon	277	2007-08
5.	Cody Zeller	259	2012-13

SEASON - BIG TEN GAMES

Rank	Player	Att	Year
1.	Don Schlundt	213	1952-53
2.	Don Schlundt	193	1953-54
3.	Don Schlundt	190	1954-55

CAREER - ALL GAMES

Rank	Player	Att	Year
1.	Don Schlundt	1076	1952-55
2.	Trayce Jackson-Davis	825	2019-23
3.	Alan Henderson	692	1992-95
4.	Christian Watford	616	2009-13
5.	Greg Graham	611	1990-93
6.	Steve Alford	596	1984-87
7.	Eric Anderson	578	1989-92
8.	Damon Bailey	566	1991-94
9.	Calbert Cheaney	543	1990-93
10.	Mike Woodson	537	1977-80

CAREER - BIG TEN GAMES

Rank	Player	Att	Year
1.	Don Schlundt	596	1952-55
2.	Trayce Jackson-Davis	507	2019-23
3.	Alan Henderson	350	1992-95
4.	Eric Anderson	341	1989-92

ANNUAL LEADERS

Year	Player	G.	FTA
1955	Don Schlundt	22	234
1956	Wallace Choice	22	235
1957	Archie Dees	22	209
1958	Archie Dees	24	153
1959	Walt Bellamy	22	141
1960	Walt Bellamy	24	161
1961	Walt Bellamy	24	204
1962	Jimmy Rayl	24	247
1963	Jimmy Rayl	24	178
1964	Dick VanArsdale	24	233
1965	Dick VanArsdale	24	142
1966	Harry Joyner	24	101
1967	Harry Joyner	26	140
1968	William DeHeer	24	124
1969	Ken Johnson	24	187
1970	Ken Johnson	24	122
1971	George McGinnis	24	249

1972	Steve Downing	25	136
1973	John Ritter	28	134
1974	John Laskowski	28	93
1975	Steven Green	31	138
1976	Scott May	32	174
1977	Kent Benson	23	144
1978	Wayne Radford	29	178
1979	Mike Woodson	34	241
1980	Isiah Thomas	29	149
1981	Isiah Thomas	34	163
1982	Ted Kitchel	29	183
1983	Ted Kitchel	24	121
1984	Steve Alford	31	150
1985	Uwe Blab	33	147
1986	D. Thomas	26	146
1987	Steve Alford	34	180
1988	Dean Garrett	29	142
1989	Jay Edwards	34	198
1990	Eric Anderson	29	147
1991	Eric Anderson	34	165
1992	Greg Graham	34	189
1993	Greg Graham	34	193
1994	Damon Bailey	30	207
	Alan Henderson	30	207
1995	Alan Henderson	31	251
1996	Brian Evans	31	203
1997	Neil Reed	33	171
1998	Andrae Patterson	32	111
1999	Luke Recker	34	158
2000	Kirk Haston	29	148
2001	Jared Jeffries	34	208
2002	Jared Jeffries	36	201
2003	Jared Jeffries	24	206
2004	Bracey Wright	29	180
2005	Bracey Wright	26	161
2006	Marco Killingsworth	31	173
2007	D.J. White	32	146
2008	Eric Gordon	32	277
2009	Tom Pritchard	31	135
2010	Verdell Jones III	31	190
2011	Christian Watford	29	166
2012	Cody Zeller	36	216
2013	Cody Zeller	36	259
2014	Kevin "Yogi" Ferrell	32	153
2015	Kevin "Yogi" Ferrell	34	129
2016	Kevin "Yogi" Ferrell	35	164
2017	Thomas Bryant	34	148
2018	Juwan Morgan	31	168
2019	Romeo Langford	32	194
2020	Trayce Jackson-Davis	32	168
2021	Trayce Jackson-Davis	37	229
2022	Trayce Jackson-Davis	25	218
2023	Trayce Jackson-Davis	32	210

FREE THROW PERCENTAGE

SINGLE GAME - PERCENTAGE

(Minimum 10 attempts)

Pct.	Player	Opponent	Date
1.000 (18-18)	Ted Kitchel	Illinois	1/10/81
1.000 (15-15)	Jimmy Rayl	Michigan	2/19/62
1.000 (15-15)	Don Schlundt	at Kansas St.	12/21/54
1.000 (14-14)	Eric Gordon	Chicago St.	12/29/07
1.000 (14-14)	Brian Evans	Minnesota	2/6/96
1.000 (14-14)	Damon Bailey	Ohio State	1/14/92
1.000 (14-14)	Don Schlundt	Minnesota	2/8/54

36 times 10-10 or better—last time:

1.000 (10-10)	Kevin "Yogi" Ferrell	IPFW	12/9/15
---------------	----------------------	------	---------

SEASON - ALL GAMES

(Minimum 50 made)

Rank	Player	Pct.	Year
1.	Steve Alford	.921 (116-126)	1984-85
2.	Steve Alford	.913 (137-150)	1983-84
3.	Jordan Hulls	.912 (52-57)	2010-11
4.	Jay Edwards	.908 (69-76)	1987-88
5.	Jon McGlocklin	.900 (63-70)	1964-65
6.	Jordan Hulls	.899 (62-69)	2011-12
7.	Pat Graham	.893 (100-112)	1993-94
8.	Marshall Strickland	.890 (65-73)	2005-06
9.	Steve Alford	.889 (160-180)	1986-87
10.	Rick Ford	.883 (68-77)	1969-70

SEASON - BIG TEN GAMES

Rank	Player	Pct.	Year
1.	Jordan Hulls	1.000 (35-35)	2010-11
2.	Steve Alford	.935 (58-62)	1984-85
3.	Jay Edwards	.917 (66-72)	1987-88
4.	Ted Kitchel	.913 (63-69)	1982-83
5.	John Ritter	.908 (69-76)	1971-72

CAREER - ALL GAMES

Rank	Player	Pct.	Year
1.	Steve Alford	.898 (535-596)	1984-87
2.	John Ritter	.862 (257-298)	1971-73
3.	Jordan Hulls	.859 (176-205)	2010-13
4.	Ted Kitchel	.857 (359-419)	1980-83
5.	Keith Smart	.856 (154-180)	1987-88
6.	Pat Graham	.855 (276-323)	1990-94
7.	Todd Leary	.846 (99-117)	1990-94
8.	Jay Edwards	.845 (232-274)	1988-89
9.	Jimmy Rayl	.835 (395-473)	1961-63
10.	Eric Gordon	.834 (231-277)	2007-08

CAREER - BIG TEN GAMES

Rank	Player	Pct.	Year
1.	Steve Alford	.889 (297-334)	1984-87
2.	Ted Kitchel	.871 (230-264)	1980-83
3.	Jordan Hulls	.865 (115-133)	2010-13
4.	Jay Edwards	.850 (147-173)	1988-89
5.	Jimmy Rayl	.847 (266-314)	1961-63

ANNUAL LEADERS

Year	Player	G.	Pct.
1953	Don Schlundt	26	.803
1954	Don Schlundt	24	.774
1955	Don Schlundt	22	.783
1956	Hallie Bryant	21	.831
1957	Archie Dees	22	.842
1958	Samuel Gee	18	.889
1959	Herbie Lee	22	.741

1960	Frank Radovich	24	.745
1961	Walt Bellamy	24	.647
1962	Jimmy Rayl	24	.834
1963	Jimmy Rayl	24	.873
1964	Dick VanArsdale	24	.803
1965	Jon McGlocklin	23	.900
1966	Gary Grieger	22	.817
1967	Jack Johnson	26	.855
1968	Earl Schneider	24	.769
1969	Joe Cooke	24	.758
1970	Rick Ford	20	.883
1971	Jim Harris	24	.763
1972	John Ritter	25	.873
1973	John Ritter	28	.873
1974	John Laskowski	28	.774
1975	Steve Green	31	.797
1976	Scott May	32	.782
1977	Mike Woodson	27	.792
1978	Wayne Radford	29	.770
1979	Mike Woodson	34	.763
1980	Isiah Thomas	29	.772
1981	Ted Kitchel	34	.854
1982	Ted Kitchel	29	.874
1983	Ted Kitchel	24	.859
1984	Steve Alford	31	.913
1985	Steve Alford	32	.921
1986	Steve Alford	28	.871
1987	Steve Alford	34	.889
1988	Jay Edwards	23	.908
1989	Jay Edwards	34	.823
1990	Greg Graham	29	.778
1991	Pat Graham	34	.850
1992	Eric Anderson	34	.807
1993	Greg Graham	35	.825
1994	Pat Graham	28	.893
1995	Brian Evans	31	.783
1996	Brian Evans	31	.847
1997	Neil Reed	33	.854
1998	Michael Lewis	32	.832
1999	Michael Lewis	33	.789
2000	Dane Fife	27	.809
2001	A.J. Moye	30	.737
2002	A.J. Moye	37	.805
2003	Tom Coverdale	34	.821
2004	A.J. Moye	29	.789
2005	Robert Vaden	29	.803
2006	Marshall Strickland	30	.890
2007	Armon Bassett	32	.833
2008	Armon Bassett	29	.839
2009	Nick Williams	31	.738
2010	Christian Watford	31	.800
2011	Jordan Hulls	32	.912
2012	Jordan Hulls	36	.899
2013	Christian Watford	36	.811
2014	Kevin "Yogi" Ferrell	32	.824
2015	Kevin "Yogi" Ferrell	34	.860
2016	Kevin "Yogi" Ferrell	35	.829
2017	James Blackmon Jr.	30	.837
2018	Josh Newkirk	31	.807
2019	Aljami Durham	34	.740
2020	Aljami Duhram	32	.811
2021	Aljami Durham	26	.786
2022	Xavier Johnson	34	.782
2023	Jalen Hood-Schifino	32	.776

DOUBLE-DOUBLES

SINGLE-SEASON - ALL GAMES

Rank	Player	Season	D-D
1.	Archie Dees	1957-58	23
2.	George McGinnis	1970-71	22
3.	Walt Bellamy	1960-61	21
4.	Steve Downing	1971-72	20
	Walt Bellamy	1958-59	20
6.	Trayce Jackson-Davis	2022-23	18
	D.J. White	2007-08	18
	Alan Henderson	1993-94	18
	Walt Bellamy	1959-60	18
10.	Steve Downing	1972-73	17
	Ken Johnson	1968-69	17
	Butch Joyner	1966-67	17
	Dick VanArsdale	1963-64	17
	Tom VanArsdale	1963-64	17
	Archie Dees	1956-57	17

SINGLE-SEASON - BIG TEN GAMES

Rank	Player	Season	D-D
1.	Trayce Jackson-Davis	2022-23	14
	Walt Bellamy	1958-59	14
	Archie Dees	1957-58	14
4.	George McGinnis	1970-71	13
5.	Steve Downing	1971-72	12
6.	D.J. White	2007-08	11
	Alan Henderson	1994-95	11
	Ken Johnson	1968-69	11
	Walt Bellamy	1960-61	11
	Walt Bellamy	1959-60	11

CAREER - ALL GAMES

Rank	Player	D-D
1.	Walt Bellamy	59
2.	Archie Dees	56
3.	Trayce Jackson-Davis	50
4.	Alan Henderson	49
5.	Kent Benson	42
6.	Steve Downing	43
7.	Tom VanArsdale	38
8.	Dick VanArsdale	34
	Ken Johnson	34
10.	Joby Wright	30

CAREER - BIG TEN GAMES

Rank	Player	D-D
1.	Walt Bellamy	36
2.	Trayce Jackson-Davis	34
	Archie Dees	34
4.	Kent Benson	26
5.	Steve Downing	24
	Dick VanArsdale	24
7.	Alan Henderson	22
	Tom VanArsdale	22
9.	Ken Johnson	21
10.	Bill DeHeer	19

CAREER 20pt-10reb PERFORMANCES
(ALL GAMES)

1.	Archie Dees	42
2.	Walt Bellamy	36
3.	Trayce Jackson-Davis	24
	Steve Downing	24
	Alan Henderson	24
5.	George McGinnis	20
	Dick VanArsdale	20

CAREER 20pt-10reb PERFORMANCES
(BIG TEN GAMES)

1.	Archie Dees	26
2.	Walt Bellamy	17
3.	Trayce Jackson-Davis	15
	Alan Henderson	15
5.	Dick VanArsdale	13

CAREER 30pt-10reb PERFORMANCES
(ALL GAMES)

1.	Archie Dees	12
	George McGinnis	12
3.	Walt Bellamy	6
4.	Don Schlundt	5
5.	Steve Downing	4

CAREER 30pt-10reb PERFORMANCES
(BIG TEN GAMES)

1.	Archie Dees	8
	George McGinnis	8
3.	Walt Bellamy	4
	Don Schlundt	4
5.	Mike Woodson	3

SEASON AVERAGES

Player	Points	Rebounds	Year
Trayce Jackson-Davis	20.9 ppg.	10.8 rpg.	2022-23
D.J. White	17.4 ppg.	10.3 rpg.	2007-08
Alan Henderson	17.1 ppg.	11.2 rpg.	1994-95
Alan Henderson	17.8 ppg.	10.3 rpg.	1993-94
Kent Benson	19.8 ppg.	10.5 rpg.	1976-77
Steve Downing	20.1 ppg.	10.6 rpg.	1972-73
Steve Downing	17.5 ppg.	15.1 rpg.	1971-72
George McGinnis	29.9 ppg.	14.7 rpg.	1970-71
Ken Johnson	14.7 ppg.	10.5 rpg.	1969-70
Ken Johnson	18.2 ppg.	12.2 rpg.	1968-69
Butch Joyner	18.5 ppg.	10.5 rpg.	1966-67
Dick VanArsdale	22.3 ppg.	12.4 rpg.	1963-64
Tom VanArsdale	21.3 ppg.	12.3 rpg.	1963-64
Walt Bellamy	21.8 ppg.	17.8 rpg.	1960-61
Walt Bellamy	22.4 ppg.	13.5 rpg.	1959-60
Frank Radovich	14.8 ppg.	11.9 rpg.	1959-60
Walt Bellamy	17.4 ppg.	15.2 rpg.	1958-59
Frank Radovich	12.5 ppg.	10.1 rpg.	1958-59
Archie Dees	25.5 ppg.	14.4 rpg.	1957-58
Archie Dees	25.0 ppg.	14.4 rpg.	1956-57
Dick Neal	12.5 ppg.	10.4 rpg.	1956-57
Archie Dees	17.4 ppg.	12.6 rpg.	1955-56
Don Schlundt	24.3 ppg.	11.1 rpg.	1953-54

TRIPLE-DOUBLES

STEVE DOWNING VS. MICHIGAN - FEB. 27, 1971

Sophomore center Steve Downing recorded the first triple-double in IU men's basketball history with 27 points, 17 rebounds, and 10 blocks in an 88-79 victory over the 12th-ranked Michigan Wolverines on Feb. 23, 1971 at the New Field House in Bloomington. The the statistical feat remains the only triple-double for a Hoosier against a ranked opponent.



JUWAN MORGAN VS. JACKSONVILLE - DEC. 22, 2018

Senior forward Juwan Morgan recorded the second triple-double in team history, and first at Simon Skjodt Assembly Hall, with 10 points, 10 rebounds, and 10 assists in a 94-64 triumph over the Jacksonville Dolphins on Dec. 22, 2018. Morgan became the first Big Ten men's basketball player since Feb. 10, 2011 (Draymond Green vs. Penn State) to record a triple-double with at least three blocks and two steals.



TRAYCE JACKSON-DAVIS VS. NEBRASKA - DEC. 7, 2022

Senior forward Trayce Jackson-Davis recorded the third triple-double in program history with 12 points, 11 rebounds, and 10 assists in an 81-65 victory over the Nebraska Cornhuskers on Dec. 7, 2022 at Simon Skjodt Assembly Hall. The two-time All-American became the first player to compile a triple-double with at least three blocks and three steals since Jan. 17, 2002 (Luke Walton vs. USC).



FRESHMAN CLASS RECORDS

Points

Eric Gordon	2007-08	669
Cody Zeller	2011-12	563
Romeo Langford	2018-19	528
James Blackmon Jr.	2014-15	518
Mike Woodson	1976-77	500

Rebounds

Trayce Jackson-Davis	2019-20	270
Noah Vonleh	2013-14	269
Alan Henderson	1991-92	238
Cody Zeller	2011-12	236

Assists

Isiah Thomas	1979-80	159
Kevin "Yogi" Ferrell	2012-13	147
A.J. Guyton	1996-97	129

Field Goals Made

Mike Woodson	1976-77	212
Cody Zeller	2011-12	200
Calbert Cheaney	1989-90	199

Field Goals Attempted

Eric Gordon	2007-08	425
James Blackmon Jr.	2014-15	421
Mike Woodson	1976-77	407

Field Goal Pct. (100 Att. Minimum)

Thomas Bryant	2015-16	.683 (157-230)
Cody Zeller	2011-12	.623 (200-321)
Victor Oladipo	2012-13	.599 (182-304)

3-Point Field Goals Made

James Blackmon Jr.	2014-15	77
Eric Gordon	2007-08	70
Bracey Wright	2002-03	66

3-Point Field Goal Attempts

Eric Gordon	2007-08	208
James Blackmon Jr.	2014-15	199
Bracey Wright	2002-03	176

3-Point Field Goal Pct. (50 Att. Minimum)

Jay Edwards	1987-88	.536 (59-110)
Calbert Cheaney	1989-90	.490 (25-51)
Maurice Creek	2009-10	.448 (30-67)

Free Throws Made

Eric Gordon	2007-08	231
Cody Zeller	2011-12	163
Romeo Langford	2018-19	140

Free Throws Attempted

Eric Gordon	2007-08	277
Cody Zeller	2012-13	259
Cody Zeller	2011-12	216
Jared Jeffries	2000-01	208

Free Throw Pct. (50 Att. Minimum)


Steve Alford	1983-84	.913 (137-150)
Jay Edwards	1987-88	.908 (69-76)
A.J. Guyton	1996-97	.851 (80-84)

Steals

Isiah Thomas	1979-80	62
Cody Zeller	2011-12	49
Luke Recker	1997-98	48

Blocks

D.J. White	2004-05	64
Trayce Jackson-Davis	2019-20	59
Alan Henderson	1991-92	50



Eric Gordon

SOPHOMORE CLASS RECORDS

Points

Calbert Cheaney	1990-91	734
George McGinnis	1970-71	719
Jay Edwards	1988-89	680

Rebounds

Walt Bellamy	1958-59	382
George McGinnis	1970-71	352
Cody Zeller	2012-13	290

Assists

Isiah Thomas	1980-81	197
Tom Coverdale	2000-01	163
Quinn Buckner	1973-74	150
Michael Lewis	1997-98	150

Field Goals Made


Calbert Cheaney	1990-91	289
George McGinnis	1970-71	283
Mike Woodson	1977-78	242

Field Goals Attempted

George McGinnis	1970-71	615
Calbert Cheaney	1990-91	485
Don Schlundt	1952-53	477

Field Goal Pct. (100 Att. Minimum)

Calbert Cheaney	1990-91	.596 (289-485)
Todd Leary	1991-92	.588 (30-51)
Chris Lawson	1990-91	.580 (40-69)



George McGinnis

3-Point Field Goals Made

Kevin "Yogi" Ferrell	2013-14	88
Jay Edwards	1988-89	81
Robert Vaden	2005-06	81

3-Point Field Goals Attempts

Kevin "Yogi" Ferrell	2013-14	220
Bracey Wright	2003-04	204
Jay Edwards	1988-89	181

3-Point Field Goal Pct. (50 Att. Minimum)

Collin Hartman	2014-15	.475 (29-61)
Calbert Cheaney	1990-91	.473 (43-91)
Damon Bailey	1991-92	.471 (40-102)

Free Throws Made

Don Schlundt	1952-53	249
Cody Zeller	2012-13	196
Jay Edwards	1988-89	163

Free Throws Attempted

Don Schlundt	1952-53	310
Cody Zeller	2012-13	259
George McGinnis	1970-71	249

Free-Throw Pct. (50 Att. Minimum)

Steve Alford	1984-85	.921 (116-126)
Jordan Hulls	2010-11	.912 (52-57)
Rick Ford	1969-70	.883 (68-77)

Steals

Isiah Thomas	1980-81	74
Luke Recker	1998-99	59
Tom Coverdale	2000-01	54

Blocks

Jeff Newton	2000-01	56
Thomas Bryant	2016-17	52
George Leach	2001-02	48

JUNIOR CLASS RECORDS

Points

Mike Woodson	1978-79	714
Jimmy Rayl	1961-62	714
Trayce Jackson-Davis	2021-22	639

Rebounds

Steve Downing	1971-72	377
Walt Bellamy	1959-60	324
Alan Henderson	1993-94	308

Assists

Tom Coverdale	2001-02	178
Quinn Buckner	1974-75	177
Xavier Johnson	2021-22	172

Field Goals Made

Mike Woodson	1978-79	265
Steve Alford	1985-86	254
Trayce Jackson-Davis	2021-22	246

Field Goals Attempted

Jimmy Rayl	1961-62	580
Mike Woodson	1978-79	532
Bob Leonard	1952-53	503

Field Goal Pct. (100 Att. Minimum)

Victor Oladipo	2012-13	.599 (182-304)
Hanner Mosquera-Perea	2014-15	.594 (63-106)
Trayce Jackson-Davis	2021-22	.589 (246-418)

3-Point Field Goals Made

James Blackmon Jr.	2016-17	91
Kevin "Yogi" Ferrell	2014-15	82
A.J. Guyton	1998-99	76

3-Point Field Goal Attempts

James Blackmon Jr.	2016-17	215
Kevin "Yogi" Ferrell	2014-15	197
Tom Coverdale	2001-02	189

3-Point Pct. (50 Att. Minimum)

Jordan Hulls	2011-12	.493 (72-146)
Trey Galloway	2022-23	.462 (20-65)
Nick Zeisloft	2014-15	.450 (63-140)

Free Throws Made

Don Schlundt	1953-54	229
Jimmy Rayl	1961-62	206
Mike Woodson	1978-79	184

Free Throws Attempted

Don Schlundt	1953-54	296
Jimmy Rayl	1961-62	247
Mike Woodson	1978-79	241

Free-Throw Pct. (50 Att. Minimum)


Jordan Hulls	2011-12	.899 (62-69)
Ted Kitchel	1981-82	.874 (160-183)
John Ritter	1971-72	.873 (96-110)

Steals

Victor Oladipo	2012-13	78
Tom Coverdale	2001-02	57
Steve Alford	1995-96	50

Blocks

Dean Garrett	1986-87	93
Trayce Jackson-Davis	2021-22	81
George Leach	2002-03	79



Steve Downing

SENIOR CLASS RECORDS

Points

Calbert Cheaney	1992-93	785
Scott May	1975-76	752
Steve Alford	1986-87	749

Rebounds

Walt Bellamy	1960-61	428
Trayce Jackson-Davis	2022-23	346
D.J. White	2007-08	341

Assists

Kevin "Yogi" Ferrell	2015-16	195
Bob Wilkerson	1975-76	171
Butch Carter	1979-80	159

Field Goals Made

Scott May	1975-76	308
Calbert Cheaney	1992-93	303
Alan Henderson	1994-95	284

Field Goals Attempted

Scott May	1975-76	584
Calbert Cheaney	1992-93	552
Jimmy Rayl	1962-63	516

Field Goal Pct. (100 Att. Minimum)

Matt Nover	1992-93	.628 (147-234)
Todd Lindeman	1995-96	.618 (89-144)
D.J. White	2007-08	.605 (216-357)

3-Point Field Goals Made

Steve Alford	1986-87	107
Jordan Hulls	2012-13	80
Kevin "Yogi" Ferrell	2015-16	79

3-Point Attempts

Tom Coverdale	2002-03	215
Steve Alford	1986-87	202
Roderick Wilmont	2006-07	195

3-Point Pct. (50 Att. Minimum)

Pat Graham	1993-94	.569 (41-72)
Steve Alford	1986-87	.530 (107-202)
Greg Graham	1992-93	.514 (57-111)

Free Throws Made

Don Schlundt	1954-55	234
Jimmy Rayl	1962-63	178
Brian Evans	1995-96	172

Free Throws Attempted

Don Schlundt	1954-55	299
Alan Henderson	1994-95	251
Trayce Jackson-Davis	2022-23	210

Free-Throw Pct. (50 Att. Minimum)

Jon McGlocklin	1964-65	.900 (63-70)
Pat Graham	1993-94	.893 (100-112)
Sam Gee	1957-58	.889 (48-54)

Steals

Dane Fife	2001-02	53
Greg Graham	1992-93	47
Daryl Thomas	1986-87	45
Damon Bailey	1993-94	45

Blocks

Dean Garrett	1987-88	99
Trayce Jackson-Davis	2022-23	92
Uwe Blab	1984-85	72



Calbert Cheaney

GAMES PLAYED

GAMES PLAYED - SEASON

1.	Tom Coverdale	37	2001-02
	Dane Fife	37	2001-02
	A.J. Moye	37	2001-02
	Donald Perry	37	2001-02
	Jeff Newton	37	2001-02
6.	Cody Zeller	36	2012-13
	Victor Oladipo	36	2012-13
	Christian Watford	36	2012-13
	Jordan Hulls	36	2012-13
	Will Sheehy	36	2012-13
	Kevin "Yogi" Ferrell	36	2012-13
	Remy Abell	36	2012-13
	Victor Oladipo	36	2011-12
	Christian Watford	36	2011-12
	Cody Zeller	36	2011-12
	Jordan Hulls	36	2011-12
	Tom Pritchard	36	2011-12

GAMES PLAYED - CAREER

1.	Kevin "Yogi" Ferrell	137	2012-15
2.	Jordan Hulls	135	2010-13
3.	Randy Wittman	133	1979, 1981-83
	Jeff Newton	133	2000-03
5.	Christian Watford	132	2010-13
	Calbert Cheaney	132	1990-93
	Greg Graham	132	1990-93
	Damon Bailey	132	1991-94
9.	Eric Anderson	131	1989-92
	Dane Fife	131	1999-02

GAMES STARTED - SEASON

1.	Dane Fife	37	2001-02
2.	Cody Zeller	36	2012-13
	Victor Oladipo	36	2012-13
	Jordan Hulls	36	2012-13
	Kevin "Yogi" Ferrell	36	2012-13
	Jordan Hulls	36	2011-12
	Cody Zeller	36	2011-12
	Christian Watford	36	2011-12
	Jared Jeffries	36	2001-02
10.	Miller Kopp	35	2022-23
	Trayce Jackson-Davis	35	2021-22
	Miller Kopp	35	2021-22
	Race Thompson	35	2021-22
	Juwan Morgan	35	2018-19
	Kevin "Yogi" Ferrell	35	2015-16
	Thomas Bryant	35	2015-16
	Christian Watford	35	2012-13
	Calbert Cheaney	35	1992-93
	Matt Nover	35	1992-93

GAMES STARTED - CAREER

1.	Kevin "Yogi" Ferrell	137	2012-16
2.	Christian Watford	130	2010-13
	Calbert Cheaney	130	1990-93
4.	Trayce Jackson-Davis	126	2019-23
5.	Randy Wittman	125	1979, 81-83
6.	Steve Alford	124	1984-87
7.	A.J. Guyton	122	1997-99
8.	Jordan Hulls	121	2010-13



Kevin "Yogi" Ferrell

TEAM STREAKS

ROAD WINNING STREAK

No.	Began	Ended
20	12/4/74	3/1/76
9	3/3/90	2/7/91
8	12/22/52	2/28/53

ROAD LOSING STREAK

No.	Began	Ended
17	1/30/10	11/16/11
15	3/2/08	1/21/10
12	1/16/68	11/11/69
10	12/18/54	2/28/55
10	2/25/63	2/15/64
9	12/13/69	3/7/70
8	1/31/14	1/18/15

OVERALL WINNING STREAK

No.	Began	Ended
34	Mar. 15, 1974 vs. Tennessee (N), 73-71	Mar. 22, 1975 vs. Kentucky, 90-92
33	Nov. 29, 1975 vs. UCLA (N), 84-64	Dec. 1, 1976 at Toledo, 57-59
17	Dec. 20, 1952 vs. Michigan, 88-60	Mar. 7, 1953 at Minnesota, 63-65
17	Mar. 7, 1942 vs. Ohio State, 48-23	Feb. 15, 1943 at Wisconsin, 53-57
14	Nov. 28, 1990 at Notre Dame, 70-67	Jan. 21, 1991 vs. Ohio State, 85-93
14	Jan. 11, 1960 at Michigan, 77-72	Dec. 10, 1960 at Detroit, 79-81
13	Nov. 27, 2007 vs. Georgia Tech, 83-79	Jan. 26, 2008 vs. Connecticut, 68-63
13	Jan. 6, 1993 vs. Iowa, 75-67	Feb. 23, 1993 at Ohio State, 77-81 (OT)
13	Dec. 10, 1991 vs. Vanderbilt, 88-51	Feb. 1, 1992 at Michigan St., 60-76
13	Dec. 9, 1988 vs. VCU (N), 85-68	Jan. 28, 1989 at Illinois, 65-75
12	Nov. 11, 2011 vs. Stony Brook, 96-66	Dec. 28, 2011 at Michigan St., 65-80
12	Feb. 21, 1981 vs. Minnesota, 74-63	Dec. 8, 1982 at Kentucky, 69-85
12	Jan. 8, 1974 at Miami (Ohio), 71-58	Mar. 2, 1974 at Ohio State, 79-85
12	Feb. 24, 1951 vs. Purdue, 68-53	Jan. 7, 1952 at Ohio State, 72-73
12	Feb. 17, 1936 vs. Michigan, 37-23	Jan. 11, 1938 vs. Illinois, 31-40
11	Dec. 12, 1986 vs. UNC Wilmington, 73-72	Jan. 22, 1987 at Iowa, 88-101
11	Mar. 9, 1953 vs. Iowa, 68-61	Dec. 22, 1953 vs. Oregon State (N), 51-67
10	Nov. 25, 1989 vs. Miami (Ohio), 77-66	Jan. 4, 1990 at Ohio State, 67-69
10	Nov. 27, 1982 vs. Ball State, 91-75	Jan. 8, 1983 at Ohio State, 67-70
10	Mar. 9, 1964 vs. Northwestern, 76-68	Jan. 4, 1965 at Illinois, 81-86
10	Dec. 5, 1949 vs. Wabash, 64-33	Jan. 9, 1950 at Michigan, 67-69
10	Mar. 2, 1940 at Purdue, 51-45	Dec. 27, 1940 at USC, 39-41
10	Jan. 9, 1939 at Illinois, 29-28	Feb. 27, 1939 at Purdue, 34-45

CONSECUTIVE WINS VS. RANKED OPPONENTS

No.	Began	Ended
19	Dec. 22, 1973 vs. S. Carolina, 84-71	Dec. 6, 1976 vs. Kentucky, 51-66
9	Jan. 6, 1993 vs. Iowa, 75-67	March 27, 1993 vs. Kansas, 77-83
7	Jan. 10, 1953 vs. Minnesota, 66-63	Dec. 22, 1953 at Oregon St., 51-67
6	Feb. 8, 1972 vs. Minnesota, 61-42	Feb. 17, 1973 at Minnesota, 75-82
6	Nov. 27, 2012 vs. North Carolina, 83-59	March 5, 2013 vs. Ohio State, 58-67

SINGLE-SEASON WINNING STREAK

No.	Began	Ended
32	Nov. 29, 1975 vs. UCLA (N), 84-64	Mar. 29, 1976 vs. Michigan, 86-68 (Finals)
31	Nov. 30, 1974 vs. Tennessee Tech, 113-60	Mar. 22, 1975 vs. Kentucky, 90-92
17	Dec. 20, 1952 vs. Michigan, 88-60	Mar. 7, 1953 at Minnesota, 63-65
14	Nov. 28, 1990 at Notre Dame, 70-67	Jan. 21, 1991 vs. Ohio State, 85-93
13	Nov. 27, 2007 vs. Georgia Tech, 83-79	Jan. 26, 2008 vs. Connecticut, 68-63
13	Jan. 6, 1993 vs. Iowa, 75-67	Feb. 23, 1993 at Ohio State, 77-81 (OT)
13	Dec. 10, 1991 vs. Vanderbilt, 88-51	Feb. 1, 1992 at Michigan State, 60-76
13	Dec. 9, 1988 vs. VCU, 85-68	Jan. 28, 1989 at Illinois, 65-75

TEAM STREAKS

BIG TEN WINNING STREAK

No.	Began	Ended
37	Mar. 9, 1974 vs. Purdue, 80-79	Jan. 6, 1977 vs. Purdue, 63-80
20	Feb. 23, 1952 at Wisconsin, 63-48	Mar. 7, 1953 at Minnesota, 63-65
13	Jan. 6, 1993 vs. Iowa, 75-67	Feb. 23, 1993 at Ohio State, 77-81 (OT)

HOME WINNING STREAK

No.	Began	Ended
50	Feb. 24, 1991 vs. Michigan, 112-79	Jan. 24, 1995 vs. Michigan, 52-65
34	Dec. 22, 1973 vs. South Carolina, 84-71	Dec. 6, 1976 vs. Kentucky, 51-66
33	Jan. 15, 1986 vs. Ohio State, 69-66	Jan. 24, 1988 vs. Michigan, 60-72
26	Nov. 13, 2015 vs. Eastern Illinois, 88-49	Dec. 28, 2016 vs. Nebraska, 87-83
25	Dec. 5, 1938 vs. Ball State, 54-28	Feb. 24, 1941 vs. Wisconsin, 30-38
23	Feb. 25, 1952 vs. Ohio State, 95-80	Feb. 22, 1954 vs. Iowa, 64-82

BIGGEST WINS (Margin of Victory)

Margin	Opponent (Site)	Score	Date
65	Notre Dame (H)	94-29	Dec. 18, 1971 (AH Dedication)
57	Howard (H)	107-50	Dec. 19, 2011
56	Drake (H)	102-46	Dec. 27, 1998
54	Sam Houston State	99-45	Nov. 15, 2012
53	Wisconsin (H)	114-61	Jan. 31, 1976
53	Iowa (H)	102-49	Jan. 11, 1975
53	Tennessee Tech (H)	113-60	Nov. 30, 1974
52	Bethune-Cookman (H)	101-49	Nov. 10, 2022
52	San Francisco (H)	106-54	Dec. 20, 1998
52	Michigan State (A)	107-55	Jan. 4, 1975
52	Earlham (H)	93-41	Feb. 8, 1946
52	Central College (H)	61-9	Feb. 9, 1917

BIGGEST LOSSES

Margin	Opponent (Site)	Score	Date
50	Minnesota (A)	56-106	Feb. 27, 1994
48	Michigan (A)	64-112	Feb. 22, 1998
47	Purdue (A)	16-62	Mar. 1, 1910



Photo from the 65-point win over Notre Dame in Assembly Hall on Dec. 18, 1971.

TEAM RECORDS

POINTS

Game	Points	Opponent	Year
1.	122	at Ohio State	1959
	122	Notre Dame*	1962
3.	118	Iowa	1990
4.	117	Tennessee Tech	1994
5.	116	Miss. Valley St.	2014
	116	Iowa	1988

*Game played in Fort Wayne

Season

1.	3,028	1992-93
2.	2,891	2015-16
3.	2,882	1990-91
4.	2,837	1991-92
5.	2,831	2012-13
6.	2,817	1974-75
7.	2,806	1986-87
8.	2,782	2011-12
9.	2,747	1988-89
10.	2,711	2016-17

Average Per Game

1.	91.7	1964-65
2.	90.8	1970-71
3.	88.0	1974-75
4.	87.0	1961-62
5.	86.5	1992-93
6.	84.8	1990-91
7.	84.7	1962-63
8.	83.4	1991-92
9.	82.6	2015-16
10.	82.5	1986-87

FIELD GOALS MADE

Game	Goals	Opponent	Year
1.	52	South Dakota	1977
2.	51	Notre Dame	1962
	51	Butler	1971
4.	50	Ohio State	1959
	50	Michigan State	1975

Season

1.	1,148	1974-75
2.	1,083	1975-76
3.	1,076	1992-93
4.	1,043	1990-91
5.	1,033	1986-87
6.	1,021	2015-16
7.	990	1991-92
8.	978	1980-81
9.	968	2022-23
10.	959	2016-17

FIELD GOAL ATTEMPTS

Game	Attempts	Opponent	Year
1.	124	Texas Christian	1951
2.	114	Purdue	1953
3.	110	Iowa	1950
	110	Michigan State	1964
5.	107	Iowa	1949
	107	Northwestern	1951

Season

1.	2,256	1974-75
2.	2,094	1975-76
3.	2,062	1992-93
4.	2,034	2015-16
5.	2,019	1952-53
6.	2,015	1986-87
7.	2,004	2016-17
8.	2,009	2018-19
9.	1,990	2001-02
10.	1,989	2014-15

FIELD GOAL PERCENTAGE

Game	Percentage	Opponent	Year
1.	.712 (42-59)	Michigan St.	1988
2.	.711 (32-45)	Texas Tech	1979
3.	.711 (27-38)	Michigan St.	1989
4.	.706 (36-51)	Mt. St. Mary's	2012
5.	.702 (33-42)	Wisconsin	2001
5.	.697 (23-33)	vs. Illinois	1983

Season

1.	.537	1985-86
2.	.534	1990-91
3.	.530	1980-81
4.	.528	1984-85
5.	.522	1982-83
	.522	1983-84
	.522	1992-93
8.	.517	1975-76
9.	.515	1987-88
10.	.514	1989-90

THREE-POINTERS MADE

Game	Pointers	Opponent	Year
1.	19	Illinois	2016
2.	18	Minnesota	2015
3.	17	Illinois	2002
	17	Penn State	2007
5.	16	Austin Peay	2016
	16	at Penn State	2012
	16	Gonzaga	2006
	16	Western Illinois	2005
	16	Florida A&M	1005
	16	at Alaska Anch.	2001
10.	15	Austin Peay	2017
	15	vs. Kansas	2017
	15	Alcorn State	2016
	15	Maryland	2015
	15	Ohio State	2009
	15	Kent State	2002
	15	Southern Illinois	2000

Season

1.	345	2015-16
2.	319	2014-15
3.	295	2016-17
4.	276	2005-06
5.	270	2001-02
6.	257	2012-13
7.	254	2002-03
8.	252	2006-07
9.	229	2011-12
10.	211	2018-19

THREE-POINT ATTEMPTS

Game	Attempts	Opponent	Year
1.	39	Temple	2004
2.	36	Illinois	2016
	36	Gonzaga	2006
4.	34	at Ohio State	2003
	34	at Penn State	2006
	34	at Penn State	2007
7.	33	SMU	2014
	33	Penn State	2006
9.	32	at Illinois	2016
	32	vs. Northwestern	2015
	32	Minnesota	2015
	32	North Carolina	2005
	32	Penn State	2007
	32	at Northwestern	2007

Season

1.	830	2015-16
2.	786	2014-15
3.	776	2016-17
4.	727	2002-03
5.	699	2005-06
6.	676	2018-19
7.	661	2006-07
8.	657	2001-02
9.	637	2012-13
10.	618	2003-04

THREE-POINT PERCENTAGE

Game	Percentage	Opponent	Year
1.	.889 (8-9)	Minnesota	1988
	.889 (8-9)	San Francisco	1999
3.	.833 (10-12)	Tenn. Tech	1994

Season

1.	.508	1986-87*
2.	.473	1988-89*
3.	.467	1987-88
4.	.454	1993-94*
5.	.437	1989-90
6.	.431	2011-12
7.	.425	1992-93
8.	.422	1991-92
9.	.416	2015-16
10.	.411	2001-02

*Led the nation

TEAM RECORDS

FREE THROWS MADE

Game			
1.	45	Chicago State	2013
2.	43	Michigan	1955
	43	Ohio State	1997
4.	42	Purdue	1953
	42	Minnesota	1991
6.	40	Ohio State	1955
7.	38	Butler	1953
	38	Northwestern	1952
	38	Michigan State	1952

Consecutive

1.	25	Wisconsin	2001
	25	Minnesota	2001
	25	Michigan	1963

Season

1.	760	2002-03
2.	718	1988-89
3.	695	1991-92
4.	679	1992-93
5.	676	1990-91
6.	674	1996-97
7.	672	2012-13
8.	655	2011-12
9.	638	1952-53
10.	610	1986-87

FREE THROWS ATTEMPTED

Game			
1.	60	Michigan	1955
2.	56	Ohio State	1956
3.	55	Chicago State	2013
	55	Purdue	1953
5.	53	Minnesota	1954

Season

1.	978	1988-89
2.	949	1991-92
3.	947	1992-93
4.	927	1990-91
5.	910	1952-53

FREE THROW PERCENTAGE

Game			
1.	1.000 (11-11)	vs. Illinois	2011
	1.000 (18-18)	vs. Ohio State	1988
	1.000 (16-16)	at Maryland	2019
	1.000 (12-12)	vs. DePaul	1964
	1.000 (10-10)	vs. Wisconsin	2016
6.	.963 (26-27)	vs. Fla. Atlan.	2012

Season

1.	.768	1964-65
2.	.767	1986-87
3.	.763	2011-12
4.	.755	1965-66
5.	.750	1993-94
6.	.746	1982-83
7.	.744	1980-81
8.	.743	2012-13
9.	.738	1987-88
10.	.737	1985-86

REBOUNDS

Game			
1.	95	Michigan	1961
2.	89	Purdue	1951
3.	75	Wisconsin	1957

Season

1.	1,433	1974-75
2.	1,378	2012-13
3.	1,363	1960-61
4.	1,354	1968-69
5.	1,337	1966-67
6.	1,326	2016-17
7.	1,324	1975-76
8.	1,313	1961-62
9.	1,307	1970-71
10.	1,303	2001-02

Average Per Game

1.	56.8	1961
2.	56.4	1969
3.	54.7	1962
4.	54.5	1971
5.	52.0	1964

ASSISTS

Game			
1.	31	at Alaska Anch.	2001
2.	30	Northwestern	1981
3.	29	Nine times, last: Western Illinois	2006

Season

1.	655	1975-76
2.	636	1990-91
3.	620	1992-93
4.	603	1974-75
5.	592	1984-85
6.	590	1991-92
7.	582	1980-81
8.	568	1997-98
	563	1998-99
10.	560	2015-16

BLOCKS

Game			
1.	14	at Penn State	2000
2.	13	Chicago State	2013
3.	12	Nebraska	2020
		San Francisco	1999

Season

1.	192	2001-02
2.	178	2000-01
3.	175	2002-03
4.	170	2022-23
5.	157	2016-17
6.	154	2018-19
7.	146	1994-95
8.	141	1999-00
9.	140	2019-20
10.	138	2013-14

STEALS

Game			
1.	20	Drake	1999
2.	19	Northwestern	1987
3.	18	California	1981
	18	Iowa	1991

Season

1.	259	1998-99
2.	255	2012-13
3.	254	2001-02
4.	250	1991-92
5.	247	1990-91
6.	239	2015-16
7.	235	1997-98
8.	233	2011-12
9.	231	2000-01
10.	226	2018-19

FG PCT DEFENSE

Season		
1.	.299	1953
2.	.307	1954
3.	.348	1956
4.	.363	1957
5.	.365	1959
6.	.375	1961
7.	.380	1955
8.	.381	1960
9.	.382	1958
10.	.388	2000

SCORING DEFENSE

Season		
1.	58.5	1980-81
2.	59.1	1983-84
3.	61.1	1982-83
4.	61.2	1978-79
5.	61.3	1981-82
6.	61.9	1979-80
7.	62.1	2012-13
8.	62.6	2001-02
9.	63.6	2004-05
10.	63.8	1977-78

VICTORIES

Season		
1.	32-0	1975-76
2.	31-1	1974-75
	31-4	1992-93
4.	30-4	1986-87
5.	29-7	2012-13
	29-5	1990-91
7.	27-8	2015-16
	27-9	2011-12
	27-8	1988-89
	27-7	1991-92

SIMON SKJODT ASSEMBLY HALL RECORDS

INDIVIDUAL**Points****Indiana**

43, Trayce Jackson-Davis vs. Marshall, 2021

Visiting Team

40, Matt Hunter, Central Conn. St., 2012

40, Shawn Respert, Michigan State, 1995

40, Terry Furlow, Michigan State, 1976

Rebounds**Indiana**

26, Steve Downing vs. Ball State, 1972

Visiting Team

20, Reggie King, Alabama, 1978

Assists**Indiana**

14, Stew Robinson vs. Marquette, 1985

Visiting Team

14, Tony Carr, Penn State, 2017

Field Goals**Indiana**

18, Steve Downing vs. Illinois, 1973

18, Trayce Jackson-Davis vs. Marshall, 2021

Visiting Team

16, Mychal Thompson, Minnesota, 1977

Field Goal Attempts**Indiana**

31, Steve Downing vs. Illinois, 1973

Visiting Team

32, Brian Rowsom, UNC-Wilmington, 1987

3-Point Field Goals Made**Indiana**

9, Matt Roth, Ohio State, 2009

Visiting Team

9, Shawn Respert, Michigan State, 1995

3-Point Field Goal Attempts**Indiana**

13, Neil Reed vs. Santa Clara, 1996

Visiting Team

17, Brendan Plavich, Charlotte, 2005

17, Isaiah Joe, Arkansas, 2019

Free Throws Made**Indiana**

26, Greg Graham vs. Purdue, 1993

Visiting Team

14, Terry Furlow, Michigan State, 1976

Free Throw Attempts**Indiana**

28, Greg Graham vs. Purdue, 1993

Visiting Team

18, Terry Furlow, Michigan State, 1976

TEAM**Points****Indiana**

118, vs. Iowa, 1990

Visiting Team

102, Penn State, 2017 (3OT)

93, Ohio State, 2009

Rebounds**Indiana**

66, vs. Illinois, 1974

Visiting Team

57, Ohio State, 1972

57, Montana State, 1987

Assists**Indiana**

30, vs. Wisconsin, 1976

30, vs. South Dakota, 1977

Visiting Team

26, Minnesota, 1977

Field Goals Made**Indiana**

52, vs. South Dakota, 1977

Visiting Team

39, Michigan State, 1983

Field Goal Attempts**Indiana**

92, vs. Iowa, 1975

Visiting Team

85, Ball State, 1973

3-Point Field Goals Made**Indiana**

19, vs. Illinois, 2016

18, vs. Minnesota, 2015

17, vs. Illinois, 2002

Visiting Team

17, Fort Wayne, 2018

17, Indiana State, 2018

14, UNCG, 2014

3-Point Field Goal Attempts**Indiana**

39, vs. Temple, 2004

Visiting Team

42, Northwestern, 2010

Free Throws Made**Indiana**

45, vs. Chicago State, 2013

Visiting Team

30, Ohio State, 2000

Free Throw Attempts**Indiana**

55, vs. Chicago State, 2013

Visiting Team

43, Ohio State, 2000

HONOR ROLL

ALL-AMERICANS

1921	Everett Dean
1929	Jim Strickland
1930	Branch McCracken
1936	Vern Huffman
1937	Ken Gunning
1938	Ernie Andres
1940	Marv Huffman
	Bill Menke
1942	Andy Zimmer
1946	John Wallace
1947	Ralph Hamilton
1950	Lou Watson
1951	Bill Garrett
1953	Don Schlundt
	Bob Leonard
1954	Don Schlundt
	Bob Leonard
1955	Don Schlundt
1957	Archie Dees
1958	Archie Dees
1960	Walt Bellamy
1961	Walt Bellamy
1962	Jimmy Rayl
1963	Jimmy Rayl
1965	Dick Van Arsdale
	Tom Van Arsdale
1971	George McGinnis
1973	Steve Downing
1974	Steve Green
1975	Steve Green
	Quinn Buckner
	Scott May
	Kent Benson
1976	Scott May
	Kent Benson
	Quinn Buckner
1977	Kent Benson
1979	Mike Woodson
1980	Mike Woodson
1981	Isiah Thomas
1982	Ted Kitchel
	Landon Turner
1983	Randy Wittman
	Ted Kitchel
1986	Steve Alford
1987	Steve Alford
1989	Jay Edwards
1991	Calbert Cheaney
1992	Calbert Cheaney
1993	Calbert Cheaney
1994	Damon Bailey
1995	Alan Henderson
1996	Brian Evans
2000	A.J. Guyton
2001	Kirk Haston
2002	Jared Jeffries
2008	Eric Gordon
2008	D.J. White
2012	Cody Zeller
2013	Victor Oladipo
	Cody Zeller
2016	Kevin "Yogi" Ferrell
2021	Trayce Jackson-Davis
2023	Trayce Jackson-Davis

BIG TEN

PLAYER OF THE YEAR

1953	Don Schlundt
1957	Archie Dees
1958	Archie Dees
1973	Steve Downing
1975	Scott May
1976	Scott May
1977	Kent Benson
1980	Mike Woodson
1981	Ray Tolbert
1983	Randy Wittman
1987	Steve Alford
1993	Calbert Cheaney
1996	Brian Evans
2000	A.J. Guyton
2002	Jared Jeffries
2008	D.J. White

FIRST TEAM
ALL-BIG TEN

1921	Everett Dean
1923	Mike Nyikos
1926	Julius Krueger
1928	Dale Wells
	Bob Correll
1930	Branch McCracken
1936	Vern Huffman
1938	Ernie Andres
1939	Ernie Andres
1941	Bob Dro
1942	Andy Zimmer
1947	Ralph Hamilton
1950	Lou Watson
	Bill Garrett
1953	Don Schlundt
	Bob Leonard
1954	Don Schlundt
	Bob Leonard
1955	Don Schlundt
1957	Archie Dees
1958	Archie Dees
1960	Walt Bellamy
1961	Walt Bellamy
1962	Jimmy Rayl
1963	Jimmy Rayl
	Tom Bolyard
1964	Dick Van Arsdale
1967	Butch Joyner
1971	George McGinnis
1972	Joby Wright
1973	Steve Downing
1974	Steve Green
	Quinn Buckner
1975	Steve Green
	Quinn Buckner
	Scott May
	Kent Benson
1976	Scott May
	Kent Benson
1977	Kent Benson
1979	Mike Woodson
1980	Isiah Thomas
1981	Isiah Thomas

1982	Ted Kitchel
1983	Randy Wittman
	Ted Kitchel
1984	Steve Alford
1985	Uwe Blab
1986	Steve Alford
1987	Steve Alford
1988	Dean Garrett
1989	Jay Edwards
1991	Calbert Cheaney
	Eric Anderson
1992	Calbert Cheaney
1993	Calbert Cheaney
	Greg Graham
1994	Damon Bailey
1995	Alan Henderson
1996	Brian Evans
1998	A.J. Guyton
2000	A.J. Guyton
2001	Kirk Haston
2002	Jared Jeffries
2005	Bracey Wright
2008	Eric Gordon
	D.J. White
2013	Victor Oladipo
	Cody Zeller
2015	Kevin "Yogi" Ferrell
2016	Kevin "Yogi" Ferrell
2021	Trayce Jackson-Davis
2023	Trayce Jackson-Davis

BIG TEN DEFENSIVE
PLAYER OF THE YEAR

2013	Victor Oladipo
------	----------------

BIG TEN SIXTH MAN
OF THE YEAR

2013	Will Sheehy
2016	Max Bielfeldt

BIG TEN FRESHMAN
OF THE YEAR

1987	Dean Garrett
	(Newcomer)
1988	Jay Edwards
1989	Eric Anderson
1991	Damon Bailey
1997	A.J. Guyton
2001	Jared Jeffries
2005	D.J. White
2008	Eric Gordon
2012	Cody Zeller
2014	Noah Vonleh
2023	Jalen Hood-Schiffino

HONOR ROLL

INDIANA MVPs

1946	John Wallace
1947	Ralph Hamilton
1948	Ward Williams
1949	Lou Watson
1950	Lou Watson
1951	Bill Garrett
1952	Bob Leonard
1953	Don Schlundt
1954	Don Schlundt
1955	Don Schlundt
1956	Wally Choice
1957	Archie Dees
1958	Archie Dees
1959	Walt Bellamy
1960	Walt Bellamy
1961	Walt Bellamy
1962	Jimmy Rayl
1963	Tom Bolyard
1964	Tom Van Arsdale
	Dick Van Arsdale
1965	Tom Van Arsdale
	Dick Van Arsdale
1966	Max Walker
1967	Butch Joyner
1968	Vern Payne
1969	Kenny Johnson
1970	Jim Harris
1971	George McGinnis
1972	Joby Wright
1973	Steve Downing
1974	Steve Green
1975	Steve Green
	Quinn Buckner
	Scott May
1976	Scott May
1977	Kent Benson
1978	Wayne Radford
1979	Mike Woodson
1980	Mike Woodson
1981	Ray Tolbert
1982	Ted Kitchel
1983	Randy Wittman
1984	Steve Alford
1985	Steve Alford
	Uwe Blab
1986	Steve Alford
1987	Steve Alford
1988	Dean Garrett
	Keith Smart
1989	Joe Hillman
1990	Eric Anderson
	Calbert Cheaney
1991	Calbert Cheaney
1992	Calbert Cheaney
1993	Calbert Cheaney
1994	Damon Bailey
	Alan Henderson
1995	Alan Henderson
1996	Brian Evans
1997	A.J. Guyton
1998	A.J. Guyton
1999	A.J. Guyton
2000	A.J. Guyton
2001	Kirk Haston
2002	Jared Jeffries
2003	Jeff Newton
2007	D.J. White
	Roderick Wilmont
2008	D.J. White
2009	Devan Dumes

	Tom Pritchard
	Verdell Jones III
2012	Cody Zeller
2013	Victor Oladipo
	Cody Zeller
2014	Kevin "Yogi" Ferrell
2015	Kevin "Yogi" Ferrell
2016	Kevin "Yogi" Ferrell
2017	James Blackom, Jr.
2018	Juwan Morgan
2019	Juwan Morgan
2020	Trayce Jackson-Davis
2021	Trayce Jackson-Davis
2022	Trayce Jackson-Davis
2023	Trayce Jackson-Davis

ACADEMIC ALL-AMERICANS

1964	Dick Van Arsdale
1965	Dick Van Arsdale
	Tom Van Arsdale
1973	John Ritter
1974	Steve Green
1975	Steve Green
1976	Kent Benson
1977	Kent Benson
1978	Wayne Radford
1982	Randy Wittman
1983	Randy Wittman
1985	Uwe Blab
1999	Luke Recker
2013	Jordan Hulls
	Cody Zeller

ACADEMIC ALL-BIG TEN

1964	Dick Van Arsdale
1965	Dick Van Arsdale
	Tom Van Arsdale
1971	John Ritter
1972	John Ritter
	Frank Wilson
1973	John Ritter
	John Laskowski
1974	Steve Green
	John Laskowski
1975	Steve Green
1976	Kent Benson
1977	Kent Benson
1978	Wayne Radford
1981	Randy Wittman
1982	Randy Wittman
1983	Randy Wittman
	Uwe Blab
1984	Uwe Blab
1985	Uwe Blab
1988	Joe Hillman
	Magnus Pelkowski
1989	Joe Hillman
	Magnus Pelkowski
1993	Alan Henderson
	Chris Reynolds
1994	Todd Lindeman
1995	Todd Lindeman
	Robbie Eggers
1996	Robbie Eggers
1997	Robbie Eggers
1998	Robbie Eggers
1999	Luke Recker
2000	Tom Geyer
	Kirk Haston
	Kyle Hornsby
2001	Kirk Haston

	Kyle Hornsby
	Jarrad Odle
2002	Kyle Hornsby
	Mike Roberts
2003	Kyle Hornsby
	Jason Stewart
2005	Mike Roberts
2006	Adam Ahlfeld
	Kyle Taber
2007	Adam Ahlfeld
	Kyle Taber
2008	Adam Ahlfeld
	Kyle Taber
2009	Brett Finkelmeier
	Kyle Taber
2010	Kory Barnett
	Brett Finkelmeier
	Tijan Jobe
	Daniel Moore
2011	Kory Barnett
	Bobby Capobianco
	Jordan Hulls
	Daniel Moore
	Tom Pritchard
	Matt Roth
2012	Kory Barnett
	Jeff Howard
	Jordan Hulls
	Daniel Moore
	Victor Oladipo
	Matt Roth
	Taylor Wayer
2013	Derek Elston
	Jeff Howard
	Jordan Hulls
	Victor Oladipo
	Taylor Wayer
	Cody Zeller
2014	Jeff Howard
	Peter Jurkin
	Jonny Martin
	Taylor Wayer
2015	Ryan Burton
2016	Ryan Burton
	Quentin Taylor
	Nick Zeisloft
2017	Zach McRoberts
	Quentin Taylor
2018	Zach McRoberts
	Quentin Taylor
2019	Quentin Taylor
	Zach McRoberts
	Justin Smith
	Vijay Blackmon
	Johnny Jager
2020	Adrian Chapman
2021	Joey Brunk
	Armaan Franklin
2022	Anthony Leal
	Nathan Childress
	Trey Galloway
	Jordan Geronimo
	Khristian Lander
	Sebastien Scott
	Parker Stewart
2023	Shaan Burke
	Nathan Childress
	Miller Kopp
	Anthony Leal
	Michael Shipp

HONOR ROLL

INDIANA UNIVERSITY HALL OF FAME

1982	Walt Bellamy
	Everett Dean
	Vern Huffman
	Bob Leonard
	Branch McCracken
	Don Schlundt
1983	Ernie Andres
	Archie Dees
1984	Bill Garrett
1985	Bob Dro
	Dick Van Arsdale
	Tom Van Arsdale
1986	Quinn Buckner
	Scott May
1989	Marv Huffman
	Kent Benson
1990	Lou Watson
1991	Jimmy Rayl
1992	Mike Woodson
1993	Isiah Thomas
1995	Randy Wittman
1996	Ted Kitchel
1997	Steve Alford
1998	Tom Bolyard
	Hallie Bryant
2003	Calbert Cheaney
2006	Jon McGlocklin
2007	Damon Bailey
2008	Alan Henderson
	Don Luft
2009	Bob Knight
	Steve Downing
2010	Steve Green
2011	Dean Barnhart
	Clarence Doninger
	Harlan Logan
	Bill Menke
	Don Ritter
	Gene Thomas
	Ray Tolbert
	Joe Zeller
2012	Landon Turner
2014	A.J. Guyton
2015	Tom Abernethy
	Bobby Wilkerson
2016	John Laskowski
2017	Keith Smart
2018	Brian Evans
2019	Eric Anderson

INDIANA ALL-CENTURY TEAM

Steve Alford
Damon Bailey
Walt Bellamy
Kent Benson
Quinn Buckner
Calbert Cheaney
Archie Dees
A.J. Guyton
Alan Henderson
Bob Leonard
Scott May
George McGinnis
Jimmy Rayl
Don Schlundt
Isiah Thomas

NABC DEFENSIVE PLAYER OF THE YEAR

2013 Victor Oladipo

USBWA ALL-DISTRICT

2004	Bracey Wright
2005	Bracey Wright
2007	D.J. White
2008	Eric Gordon
2012	Cody Zeller
2013	Tom Crean (Coach)
2013	Cody Zeller
2013	Victor Oladipo
2014	Kevin "Yogi" Ferrell
2015	Kevin "Yogi" Ferrell
2016	Kevin "Yogi" Ferrell
2019	Romeo Langford
2021	Trayce Jackson-Davis
2022	Trayce Jackson-Davis
2023	Jalen Hood-Schifino
2023	Trayce Jackson-Davis

NATIONAL COACH OF THE YEAR

1940	Branch McCracken
1953	Branch McCracken
1975	Bob Knight
1976	Bob Knight
2012	Tom Crean (ESPN.com)

BIG TEN COACH OF THE YEAR

1975	Bob Knight
1980	Bob Knight
1981	Bob Knight
1987	Bob Knight
1989	Bob Knight
1992	Bob Knight
1993	Bob Knight
2016	Tom Crean

WOODEN AWARD

1993 Calbert Cheaney

NAISMITH AWARD

1976	Scott May
1993	Calbert Cheaney
2023	Trayce Jackson-Davis

HELMS FOUNDATION PLAYER OF THE YEAR

1976	Scott May
	Kent Benson

SENIOR CLASS AWARD

2013 Jordan Hulls

RUPP AWARD

1976	Scott May
1993	Calbert Cheaney
2013	Victor Oladipo

SPORTING NEWS PLAYER OF THE YEAR

1976	Scott May
1993	Calbert Cheaney
2013	Victor Oladipo

EDDIE SUTTON TUSTENEGEE AWARD

2013 Victor Oladipo

NAISMITH MEMORIAL BASKETBALL HALL OF FAME

1960	Branch McCracken*
1966	Everett Dean**
1991	Bob Knight**
1993	Walt Bellamy*
2000	Isiah Thomas*
2014	Bob Leonard**
2017	George McGinnis*

*As a player | **As a coach

COLLEGE BASKETBALL HALL OF FAME

2006	Branch McCracken
2006	Bob Knight
2006	Isiah Thomas
2015	Quinn Buckner
2017	Scott May
2019	Calbert Cheaney

BIG TEN REGULAR SEASON CHAMPIONSHIPS

1926c	1928c
1936c	1953c
1954	1957c
1958	1967c
1973	1974c
1975	1976
1980	1981
1983	1987c
1989	1991c
1993	2002c
2013	2016

c - Co-Champions

NCAA NATIONAL CHAMPIONS

1940
1953
1976
1981
1987

IU HISTORY

NCAA ALL-TIME WINS

Team	Years	Wins
1. Kansas	125	2,385
2. Kentucky	120	2,377
3. North Carolina	113	2,343
4. Duke	118	2,273
5. UCLA	104	1,986
6. Temple	127	1,977
7. Syracuse	122	1,973
8. Notre Dame	120	1,950
9. St. John's (NY)	116	1,922
10. Indiana	123	1,913
11. Purdue	125	1,895
12. Cincinnati	122	1,889
13. Texas	117	1,879
14. Illinois	118	1,878
15. Utah	115	1,875
16. Western Kentucky	104	1,872
17. Brigham Young	121	1,869
18. Villanova	103	1,864
19. Arizona	118	1,862
20. West Virginia	114	1,846
21. Washington	121	1,843
22. Penn	122	1,836
23. Michigan State	124	1,811
24. Princeton	122	1,806
25. Connecticut	120	1,799

AP POLL - TOTAL APPEARANCES

Team	Appearances
1. Kentucky	949
2. North Carolina	936
3. Duke	872
4. Kansas	839
5. UCLA	737
6. Louisville	656
7. Arizona	586
8. Indiana	576
9. Syracuse	550
10. Illinois	490
Michigan State	490
12. Ohio State	447
13. Villanova	440
14. Maryland	438
Michigan	438
16. Cincinnati	434
17. Purdue	411
18. Georgetown	397
19. Marquette	391
20. Iowa	387
21. Connecticut	379
22. Notre Dame	378
23. Oklahoma	375
24. NC State	348
25. Virginia	345

* since 1949

YEARLY STATISTICS

1949-50

Name	G	FG-FGA	FT-FTA	Reb	A	B	S	Pts	Avg
Garrett	22	98-344	87-128					283	12.9
Stuteville	22	83-228	95-149					261	11.9
Watson	21	102-325	52-94					256	12.2
Tosheff	22	65-240	34-53					164	7.5
Miranda	22	48-210	22-36					118	5.4
Masters	22	34-142	21-41					89	4.0
Ring	22	27-113	26-48					80	3.6
Hill	22	30-85	15-23					75	3.4
Meyer	19	15-51	12-21					42	2.2
Buck	16	14-56	10-12					38	2.4
Robbins	9	1-11	7-8					9	1.0
Christie	1	1-1	0-0					2	2.0
Evieau	2	0-5	0-0					0	0.0
Summers	1	0-3	0-0					0	0.0
Luft	1	0-0	0-0					0	0.0
Others		1-6	1-1					3	
IU Totals	22	519-1820	382-614					1420	64.5
Opp.Totals	22	445-1516	352-584					1242	56.5

1950-51

Name	G	FG-FGA	FT-FTA	Reb	A	B	S	Pts	Avg
Garrett	22	95-291	99-137					289	13.1
Tosheff	22	78-230	54-67					210	9.5
Miranda	22	85-266	37-46					207	9.4
Ring	22	71-230	42-72					184	8.4
Brown	22	55-186	30-50					140	6.1
Masters	20	39-138	52-74					130	6.5
Buck	20	31-109	12-17					74	3.7
Hill	21	27-106	9-22					63	3.0
Dobson	15	14-41	18-33					46	3.1
Robbins	20	5-38	12-20					22	1.1
Luft	17	5-28	5-17					15	0.9
Schooley	14	2-32	8-11					12	0.9
Vieau	13	5-23	3-12					13	0.9
Satter	10	4-12	1-3					9	0.9
Baumgartner	6	1-3	2-3					4	0.7
Summers	3	1-2	0-0					2	0.7
McDermond	4	0-4	0-0					0	0.0
IU Totals	22	518-1741	384-579					1420	64.5
Opp.Totals	22	387-1389	399-681					1173	53.3

1951-52

Name	G	FG-FGA	FT-FTA	Reb	A	B	S	Pts	Avg
Schlundt	22	131-289	114-171					376	17.1
Leonard	22	131-369	57-81					319	14.5
Farley	22	70-193	55-88					195	8.9
Masters	22	63-206	66-92					192	8.7
Esposito	22	48-129	59-84					155	7.0
Miranda	22	60-284	20-23					140	6.4
Kraak	21	32-75	29-55					93	4.4
Scott	21	18-74	15-36					51	2.4
Wood	13	10-39	17-31					37	2.8
Vieau	15	7-32	8-11					22	1.5
Hill	17	7-35	4-7					18	1.1
DeaKyne	11	3-8	1-2					7	0.6
Schooley	11	0-11	0-2					0	0.0
Others		6-29	4-8					16	
IU Totals	22	586-1723	449-691					1621	73.7
Opp.Totals	22	522-1698	426-688					1470	66.8

1952-53

Name	G	FG-FGA	FT-FTA	Reb	A	B	S	Pts	Avg
Schlundt	26	206-477	249-310					661	25.4
Leonard	26	164-503	96-144					424	16.3
Farley	26	94-212	75-108					263	10.1
Scott	26	76-206	55-85					207	7.9
Kraak	26	63-177	60-102					186	7.2
White	22	40-128	43-58					123	5.6
Byers	23	25-72	13-24					63	2.7
DeaKyne	20	20-87	5-12					45	2.3
Poff	13	14-45	12-19					40	3.1
Schooley	16	3-14	12-19					12	0.8
Wright	3	2-11	4-4					8	2.7
Chambers	2	1-1	0-0					2	1.0
Taylor	2	1-2	0-0					2	1.0
Others		28-84	20-32					76	
IU Totals	26	737-2019	638-910					2112	81.2
Opp Totals	26	611-2041	586-937					1808	69.5

1953-54

Name	G	FG-FGA	FT-FTA	Reb	A	B	S	Pts	Avg
Schlundt	24	177-354	229-296					583	24.3
Leonard	23	138-432	79-123					355	15.4
Farley	24	77-176	96-153					250	10.4
Scott	24	59-151	54-90					172	7.2
Kraak	24	60-187	40-77					157	6.5
Choice	20	37-102	35-60					109	5.5
White	21	27-107	18-27					72	3.4
Scott	14	10-48	12-26					32	2.3
Byers	22	6-26	9-15					21	1.0
Poff	16	6-33	9-13					21	1.3
Phipps	8	6-20	6-13					18	2.3
Fisher	6	5-16	2-4					12	2.0
DeaKyne	8	3-8	2-8					8	1.0
Williamson	3	0-3	0-2					0	0.0
Barley	3	0-3	0-0					0	0.0
IU Totals	24	611-1666	591-907					1813	75.5
Opp Totals	24	550-1794	496-844					1613	67.2

1954-55

Name	G	FG-FGA	FT-FTA	Reb	A	B	S	Pts	Avg
Schlundt	22	169-377	234-299					572	26.0
Choice	22	105-270	107-142					317	14.3
Scott	21	64-221	73-107					201	9.6
Barley	18	52-178	45-58					149	8.3
Hodson	13	31-93	26-36					88	6.7
Bryant	20	32-112	17-21					81	4.1
White	13	19-75	5-11					43	3.3
Poff	17	24-93	7-14					55	3.2
Wood	12	12-37	14-18					38	3.2
Baumgartner	13	12-43	10-17					34	2.6
Fisher	8	9-39	3-7					21	2.6
Neal	14	10-43	8-20					28	2.0
Stemle	1	1-1	0-0					2	2.0
Williamson	17	8-29	9-20					25	1.5
Phipps	6	3-12	0-1					6	1.0
Byers	12	2-23	5-11					9	0.8
Maetschke	3	0-3	0-2					0	0.0
Skeeters	1	0-0	0-0					0	0.0
IU Totals	22	553-1649	563-784					1669	75.9
Opp.Totals	22	590-1553	563-870					1743	79.2

YEARLY STATISTICS

1955-56

Name	G	FG-FGA	FT-FTA	Reb	A	B	S	Pts	Avg
Choice	22	148-290	167-235					463	21.0
Dees	22	140-332	103-127					383	17.4
Bryant	21	114-321	74-89					302	14.4
Thompson	22	76-167	36-65					188	8.5
Hodson	17	30-111	48-59					108	6.4
Obresmskey	21	45-164	22-44					112	5.3
Ball	9	5-18	10-13					20	2.2
Fisher	8	6-23	4-7					16	2.0
Phipps	5	3-10	2-5					8	1.6
Neal	6	3-14	3-5					9	1.5
Gee	2	1-3	0-0					2	1.0
Barley	8	0-8	0-4					0	0.0
Williamson	2	0-1	0-0					0	0.0
IU Totals	22	643-1665	513-720					1799	81.8
Opp Totals	22	623-1789	480-718					1726	78.4

1956-57

Name	G	FG-FGA	FT-FTA	Reb	A	B	S	Pts	Avg
Dees	22	187-440	176-209					550	25.0
Neal	22	94-281	56-70					244	11.1
Bryant	19	90-185	58-91					238	12.5
Hodson	22	73-179	48-60					194	8.8
Thompson	20	65-150	26-39					156	7.8
Obresmskey	20	56-183	33-58					145	7.3
Hinds	11	17-59	9-16					43	3.9
Flowers	17	18-51	9-15					45	2.6
Balch	5	2-7	1-2					5	1.0
Aldridge	6	1-5	3-8					5	0.8
Gee	8	1-5	1-2					3	0.4
Doninger	5	0-3	0-0					0	0.0
Ball	2	0-0	0-2					0	0.0
IU Totals	22	416-1053	284-387					1702	77.3
Opp Totals	22	414-1118	206-351					1605	72.9

1957-58

Name	G	FG-FGA	FT-FTA	Reb	A	B	S	Pts	Avg
Dees	24	230-480	153-186	345				613	25.5
Obresmskey	23	117-320	55-92	176				289	12.6
Thompson	23	110-261	47-77	166				267	11.6
Wilkinson	23	91-253	55-80	86				237	10.3
Gee	18	57-152	48-54	47				162	9.0
Radovich	23	62-143	27-49	151				151	6.6
Hinds	16	29-94	14-20	66				72	4.5
Schlegelmilch	23	31-90	13-28	30				74	3.3
Hill	10	10-39	13-20	11				33	3.3
Flowers	7	3-18	5-7	5				11	1.6
Ball	3	1-4	1-2	2				3	1.0
Witte	2	1-2	0-2	1				2	1.0
Aldridge	4	0-2	0-2	2				0	0.0
Butte	2	0-1	0-0	2				0	0.4
IU Totals	24	742-1859	431-619	1127				1915	79.8
Opp Totals	24	716-1874	450-686	1127				1882	78.4

1958-59

Name	G	FG-FGA	FT-FTA	Reb	A	B	S	Pts	Avg
Bellamy	22	148-289	86-141	335				382	17.4
Lee	22	128-356	43-58	86				299	13.6
Radovich	22	112-248	51-73	223				275	12.5
Long	21	66-162	57-77	51				189	9.0
Flowers	21	62-163	34-51	90				158	7.5
Johnson	16	61-143	22-35	100				144	9.0
Horn	22	47-127	24-34	108				118	5.4
Wilkinson	12	35-103	26-39	46				96	8.0
Schlegelmilch	16	16-50	5-9	10				37	2.3
Butte	9	5-14	7-9	10				17	1.9
Witte	8	6-10	5-7	22				17	2.0
Aldridge	6	2-11	4-4	5				8	1.3
Reinhart	3	1-2	2-2	0				4	1.3
Balch	2	0-1	3-4	2				3	1.5
Gamble	1	1-1	0-0	1				2	2.0
IU Totals	22	690-1684	369-543	1245				1749	79.5
Opp Totals	22	626-1713	434-655	1081				1686	76.6

1959-60

Name	G	FG-FGA	FT-FTA	Reb	A	B	S	Pts	Avg
Bellamy	24	212-396	113-161	324				537	22.4
Radovich	24	143-291	70-94	285				354	14.8
Wilkinson	24	110-258	44-70	66				264	11.0
Lee	22	101-236	31-44	73				233	10.6
Bass	21	63-140	34-46	21				160	7.6
Hall	24	59-148	21-39	128				139	5.8
Johnson	19	48-140	20-31	56				116	6.1
Long	23	33-71	32-40	30				98	4.3
Mickey	18	13-50	2-8	54				28	1.6
Wilhoit	13	8-25	1-1	16				17	1.3
Altman	13	8-29	1-4	17				17	1.3
Witte	11	5-19	2-5	24				12	1.1
Reinhart	6	3-8	5-6	3				11	1.8
Schlegelmilch	6	3-8	5-6	3				9	1.5
Butte	7	1-6	0-0	9				2	0.3
IU Totals	24	809-1824	379-554	1241				1997	83.2
Opp Totals	24	672-1763	410-598	1079				1754	73.1

1960-61

Name	G	FG-FGA	FT-FTA	Reb	A	B	S	Pts	Avg
Bellamy	24	195-389	132-204	428				522	21.8
Bolyard	24	155-365	61-99	219				371	15.5
Long	24	111-256	59-90	66				281	11.7
Bass	23	76-196	34-45	47				186	8.1
Hall	24	58-191	31-46	179				147	6.1
Rayl	20	34-112	11-22	14				79	4.0
Wilhoit	22	28-85	21-33	33				77	3.5
Mickey	21	19-64	15-24	119				53	2.5
Pavy	16	21-56	3-11	13				45	2.5
Porter	18	13-43	8-12	50				34	2.1
Fairfield	12	5-15	0-1	20				10	0.8
Altman	9	2-3	0-0	5				4	0.4
Granger	7	1-7	1-2	6				3	0.4
Roush	1	0-3	0-0	2				0	0.0
Prickett	1	0-1	0-0	0				0	0.0
IU Totals	24	718-1786	376-589	1363				1812	75.5
Opp Totals	24	652-1738	409-637	1144				1713	71.4

1961-62

Name	G	FG-FGA	FT-FTA	Reb	A	B	S	Pts	Avg
Rayl	24	254-580	206-247	83				714	29.8
Bolyard	24	184-415	79-111	229				447	18.6
Bass	24	117-296	52-79	79				286	11.9
Hall	24	92-227	31-59	247				215	9.0
Sparks	20	49-121	22-28	134				120	6.0
Mickey	22	26-66	28-41	136				80	3.6
Porter	22	28-70	18-26	61				74	3.4
Wilhoit	24	30-77	13-18	63				73	3.0
Altman	14	18-38	9-14	23				45	3.2
Fairfield	14	11-36	7-13	60				29	2.1
Granger	10	1-12	4-5	16				6	0.6
Sutton	2	0-1	0-0	1				0	0.0
IU Totals	24	810-1939	469-641	1313				2089	87.0
Opp Totals	24	754-1852	604-866	1302				2112	88.0

1962-63

Name	G	FG-FGA	FT-FTA	Reb	A	B	S	Pts	Avg
Rayl	24	215-516	178-204	82				608	25.3
Bolyard	24	192-402	97-139	180				481	20.0
T.VanArsdale	24	122-274	55-100	223				299	12.5
D.VanArsdale	24	95-225	102-142	213				292	12.2
Redenbaugh	23	45-113	33-42	86				123	5.3
McGlocklin	22	47-115	8-18	77				102	4.6
Harden	21	24-48	8-19	29				56	2.7
Porter	21	7-33	15-22	55				29	1.4
Peyser	10	7-17	4-9	22				18	1.8
Granger	6	6-12	1-2	2				13	2.2
Fairfield	6	4-10	3-5	26				11	1.8
Pease	3	0-4	0-0	2				0	0.0
Sutton	2	0-0	0-0	0				0	0.0
IU Totals	24	764-1769	504-702	1162				2032	84.7
Opp Totals	24	801-1885	413-612	1283				2015	84.0

YEARLY STATISTICS

1963-64

Name	G	FG-FGA	FT-FTA	Reb	A	B	S	Pts	Avg
D. VanArsdale	24	178-396	179-223	298				535	22.3
T. VanArsdale	24	196-452	120-177	295				512	21.3
McGlocklin	24	165-359	46-59	137				376	15.7
Redenbaugh	24	101-266	29-41	116				231	9.6
Cooper	19	51-116	18-27	81				120	6.3
Harden	24	35-102	13-24	36				83	3.5
Pfaff	11	24-67	12-15	15				60	5.5
Grieger	19	18-58	20-25	26				56	3.1
Walker	17	14-55	3-4	15				31	1.8
Peysner	14	9-38	5-8	41				23	1.6
Sutton	2	2-3	0-0	0				4	2.0
Campbell	2	0-5	1-2	4				1	0.5
Pease	3	0-7	0-0	0				0	0.0
Turpen	1	0-2	0-0	0				0	0.0
IU Totals	24	793-1925	446-605	1239				2032	84.7
Opp Totals	24	779-1858	455-667	1291				2013	83.9

1964-65

Name	G	FG-FGA	FT-FTA	Reb	A	B	S	Pts	Avg
T. VanArsdale	24	173-369	95-138	205				441	18.4
D. VanArsdale	24	146-328	121-142	208				413	17.2
McGlocklin	23	166-306	63-70	129				395	17.2
Redenbaugh	24	127-289	44-60	129				298	12.4
Peysner	24	67-155	42-55	106				176	7.3
Cooper	24	70-157	25-36	90				165	6.9
Harden	24	59-134	40-53	44				158	6.6
Grieger	21	24-57	20-30	34				68	2.8
Inniger	12	10-23	6-6	13				26	2.2
Johnson	15	10-21	0-1	22				20	1.3
Russell	11	5-19	4-7	7				14	1.3
Walker	14	5-23	3-4	8				13	0.9
Dickerson	9	6-16	1-2	6				13	1.4
Turpen	1	0-0	0-0	0				0	0.0
McMains	1	0-0	0-0	0				0	0.0
IU Totals	24	868-1895	464-604	1122				2200	91.7
Opp Totals	24	721-1725	472-689	1231				1914	79.8

1965-66

Name	G	FG-FGA	FT-FTA	Reb	A	B	S	Pts	Avg
Walker	23	157-336	66-82	151				380	16.5
Payne	24	139-328	62-79	66				340	14.2
Joyner	24	114-294	70-101	190				298	12.4
Grieger	22	87-182	67-82	99				241	11.0
Johnson	24	81-205	46-65	157				208	8.7
Russell	22	48-126	40-51	46				136	6.2
Schrumpf	17	28-60	31-38	58				87	5.1
Inniger	22	33-99	21-29	40				87	4.0
Everett	16	15-56	6-14	54				36	2.3
Leinberger	9	9-19	3-9	30				21	2.3
Pfaff	9	4-12	6-7	3				14	1.6
Turpen	12	2-7	4-4	5				8	0.7
Newsome	2	0-0	0-0	1				0	0.0
IU Totals	24	717-1725	422-559	1043				1856	77.3
Opp Totals	24	725-1724	498-680	1227				1948	81.2

1966-67

Name	G	FG-FGA	FT-FTA	Reb	A	B	S	Pts	Avg
Joyner	26	192-383	97-140	272				481	18.5
Payne	26	160-393	87-132	64				407	15.7
DeHeer	26	96-242	44-90	260				236	9.1
Johnson	26	90-223	53-62	165				233	9.0
Inniger	17	102-198	26-33	86				230	13.5
Russell	26	87-204	56-84	92				230	8.8
Schneider	24	50-130	27-44	86				127	5.3
Stenberg	23	34-99	23-33	84				91	4.0
Pfaff	17	22-52	10-16	11				54	3.2
Schrumpf	14	10-22	2-3	25				22	1.6
Turpen	9	2-8	4-7	5				8	0.9
Leinberger	1	0-0	2-2	0				2	2.0
Oliverio	6	1-11	0-1	4				2	0.3
Curdy	4	0-4	0-0	2				0	0.0
Muirhead	2	0-4	0-0	5				0	0.0
IU Totals	26	846-1975	431-647	1337				2123	81.7
Opp Totals	26	743-1878	525-773	1308				2011	77.3

1967-68

Name	G	FG-FGA	FT-FTA	Reb	A	B	S	Pts	Avg
Payne	24	136-354	82-111	55				354	14.8
Schneider	24	119-288	90-117	149				328	13.7
DeHeer	24	118-234	78-124	250				314	13.1
Cooke	24	127-319	54-71	144				308	12.8
Joyner	18	102-241	47-83	150				251	13.9
Johnson	22	43-136	44-66	143				130	5.9
Noland	20	53-130	15-22	84				121	6.1
Atkinson	22	23-60	10-16	31				56	2.5
Stenberg	18	16-41	8-11	26				40	2.2
Niles	12	14-36	0-3	11				28	2.3
Oliverio	9	1-5	0-1	3				2	0.2
Isenberg	3	1-6	0-1	1				2	0.7
Schrumpf	6	0-8	1-3	7				1	0.2
Kent	1	0-2	0-0	0				0	0.0
IU Totals	24	753-1860	429-629	1218				1935	80.6
Opp Totals	24	728-1728	518-764	1231				1974	82.3

1968-69

Name	G	FG-FGA	FT-FTA	Reb	A	B	S	Pts	Avg
Cooke	24	213-511	97-128	185				523	21.8
Johnson	24	154-346	129-187	292				437	18.2
DeHeer	22	104-255	65-119	199				273	12.4
Noland	22	78-218	35-52	118				191	8.7
Gipson	24	57-159	27-45	70				141	5.9
Schneider	22	51-134	16-24	72				118	5.4
Braunhaug	20	34-76	27-45	71				95	4.8
Stocksdale	22	26-97	11-16	51				63	2.9
Atkinson	19	10-50	11-17	25				31	1.6
B. Niles	16	13-33	4-9	25				30	1.9
Morgan	12	11-29	2-5	20				24	2.0
M. Niles	12	6-27	1-1	10				13	1.1
Stenberg	7	4-10	0-0	1				8	1.1
Bass	3	0-1	0-0	1				0	0.0
IU Totals	24	753-1860	429-629	1218				1947	81.1
Opp Totals	24	728-1728	518-764	1231				2031	84.6



INDIANA BASKETBALL

YEARLY STATISTICS

1969-70

Name	G	FG-FGA	FT-FTA	Reb	A	B	S	Pts	Avg
Harris	24	176-394	82-107	115				434	18.1
Johnson	24	138-304	76-122	252				352	14.7
Wright	24	148-314	56-107	202				352	14.7
Cooke	12	109-227	50-65	79				268	22.3
Ford	20	50-117	68-77	83				168	8.4
Atkinson	24	61-158	34-40	46				156	6.5
Gipson	24	48-121	27-39	46				123	5.1
M. Niles	18	24-64	11-12	28				59	3.3
Stocksdale	16	19-53	9-15	31				47	2.9
Morgan	16	13-31	5-9	24				31	1.9
Branough	7	7-22	9-16	25				23	3.3
B. Niles	9	6-17	3-5	11				15	1.7
Boone	5	0-4	0-0	0				0	0.0
IU Totals	24	799-1833	430-614	1105				2028	84.5
Opp Totals	24	841-1613	459-648	1042				2141	89.2

1970-71

Name	G	FG-FGA	FT-FTA	Reb	A	B	S	Pts	Avg
McGinnis	24	283-615	153-249	352				719	29.9
Wright	24	189-396	44-77	207				422	17.6
Harris	24	116-248	58-76	97				290	12.1
Downing	23	102-202	16-43	216				220	9.6
Ritter	24	60-129	44-54	88				164	6.8
Ford	21	49-103	38-48	72				136	6.5
Daniels	24	55-125	19-35	31				129	5.4
Wilson	22	27-63	14-19	28				68	3.1
White	13	4-19	11-6	5				19	1.5
Memering	9	2-10	2-3	11				6	0.6
Pemberton	6	2-5	0-0	4				4	0.6
Stocksdale	5	0-3	2-4	2				2	0.4
Morgan	3	0-2	1-1	4				1	0.3
Gipson	4	0-4	0-0	2				0	0.0
IU Totals	24	889-1924	402-625	1307				2180	90.8
Opp Totals	24	820-1749	427-591	1025				2067	86.1

1971-72

Name	G	FG-FGA	FT-FTA	Reb	A	B	S	Pts	Avg
Wright	25	220-475	58-102	233	20			498	19.9
Downing	25	181-426	75-136	377	23			437	17.5
Ritter	25	127-249	96-110	124	59			350	14.0
Wilson	24	72-158	34-48	75	49			178	7.4
White	24	48-111	63-81	73	104			159	6.6
Shepherd	11	23-49	17-19	9	10			63	5.8
Pemberton	16	12-22	29-39	24	38			53	3.3
Memering	23	19-47	15-22	60	15			53	2.3
Ford	21	9-23	22-31	24	5			40	1.9
Heiniger	12	3-13	3-4	7	4			9	0.8
IU Totals	25	714-1573	412-592	1154	327			1840	73.6
Opp Totals	25	640-1609	398-616	1072	244			1678	67.1

1972-73

Name	G	FG-FGA	FT-FTA	Reb	A	B	S	Pts	Avg
Downing	28	246-473	71-128	296	11			563	20.1
Ritter	28	147-294	117-134	123	57			411	14.7
Buckner	28	130-318	41-69	134	82			301	10.8
Laskowski	28	108-220	71-88	133	38			287	10.3
Green	28	116-249	50-65	130	49			282	10.1
Crews	28	65-132	17-25	58	78			147	5.3
Kamstra	13	21-42	9-15	18	15			51	3.9
Abernethy	18	18-48	4-7	46	9			40	2.2
Smock	16	10-23	2-4	19	5			22	1.4
Morris	11	7-10	5-9	4	0			19	1.7
Memering	14	7-11	4-6	4	3			18	1.3
Noort	12	5-14	5-8	18	2			15	1.3
Ahlfeld	14	3-11	7-10	6	13			13	0.9
Wilson	13	6-20	0-1	11	6			12	0.9
Allen	10	1-6	0-0	5	1			2	0.2
White	4	0-0	0-1	0	1			0	0.0
IU Totals	28	890-1871	403-571	1184	380			2183	77.9
Opp Totals	28	821-1861	313-471	1158	247			1955	69.6

1973-74

Name	G	FG-FGA	FT-FTA	Reb	A	B	S	Pts	Avg
Green	28	206-378	55-80	151	47			467	16.7
May	28	154-313	43-56	150	41			351	12.5
Laskowski	28	139-274	72-93	109	49			350	12.5
Benson	27	113-224	24-40	222	25			250	9.3
Buckner	28	103-273	23-41	106	150			229	8.2
Abernethy	28	62-113	36-48	100	19			160	5.7
Wilkerson	28	45-112	12-22	74	33			102	3.6
Ahlfeld	22	29-53	10-17	19	32			68	3.1
Crews	22	26-57	9-13	38	56			61	2.8
Smock	18	12-33	5-10	30	10			29	1.6
Noort	18	11-30	6-8	28	4			28	1.6
Kamstra	14	9-16	6-10	0	2			24	1.7
Morris	14	6-14	10-14	6	8			22	1.6
Allen	12	6-13	1-2	7	3			13	1.1
IU Totals	28	921-1903	312-455	1217	479			2154	76.9
Opp Totals	28	739-1673	349-527	1020	294			1827	65.3

1974-75

Name	G	FG-FGA	FT-FTA	Reb	A	B	S	Pts	Avg
Green	31	203-349	110-138	132	45			516	16.6
May	30	204-400	82-107	199	57			490	16.3
Benson	32	198-366	84-113	286	40			480	15.0
Buckner	32	165-335	49-84	123	177			379	11.8
Laskowski	28	104-214	58-70	77	67			266	9.5
Wilkerson	32	98-217	33-53	141	112			229	7.2
Abernethy	32	51-97	31-54	96	23			133	4.2
Radford	26	27-46	26-37	46	15			80	3.1
Noort	27	24-50	6-9	40	2			54	2.0
Wisman	23	17-37	16-21	4	22			50	2.2
Haymore	23	17-46	4-5	40	8			38	1.7
Crews	26	15-33	6-6	13	20			36	1.4
Ahlfeld	28	13-37	6-9	4	7			32	1.1
Kamstra	24	7-20	8-11	12	9			22	0.9
Allen	22	5-9	2-5	10	1			12	0.5
IU Totals	32	1148-2256	521-726	1433	603			2817	87.1
Opp Totals	32	866-1969	377-548	1154	356			2109	65.7

1975-76

Name	G	FG-FGA	FT-FTA	Reb	A	B	S	Pts	Avg
May	32	308-584	136-174	245	68			752	23.5
Benson	32	237-410	80-117	282	52			554	17.3
Abernethy	32	133-237	55-74	169	65			321	10.0
Buckner	32	123-279	49-82	91	133			286	8.9
Wilkerson	32	111-225	29-46	156	171			251	7.8
Radford	30	49-87	42-59	64	40			140	4.7
Crews	31	36-77	30-35	23	42			102	3.3
Valavicus	28	29-60	10-16	49	8			68	2.4
Wisman	26	22-60	21-29	21	58			65	2.5
Bender	17	13-23	9-12	13	14			35	2.1
Haymore	13	11-27	2-7	28	4			24	1.8
Roberson	12	7-12	5-6	16	0			19	1.6
Eells	12	4-13	3-4	9	0			11	0.9
IU Totals	32	1083-2094	462-662	1324	655			2628	82.1
Opp Totals	32	837-1921	400-572	1143	325			2074	64.8

1976-77

Name	G	FG-FGA	FT-FTA	Reb	A	B	S	Pts	Avg
Woodson	27	212-407	76-96	182	43			500	18.5
Benson	23	174-346	108-144	241	29			456	19.8
Radford	27	97-193	55-91	73	48			249	9.2
Wisman	26	70-144	23-30	44	130			163	6.3
Cunningham	19	40-84	17-23	46	44			97	5.1
Grunwald	26	42-112	9-20	58	57			93	3.6
Holcomb	22	34-76	17-30	108	14			85	3.9
Roberson	23	29-70	12-18	80	6			70	3.0
Carter	23	27-69	14-23	50	32			68	2.9
Eells	21	10-29	10-15	33	14			30	1.4
Others	23	43-93	15-23	49	23			101	4.4
IU Totals	27	778-1623	356-514	1117	440			1912	70.8
Opp Totals	27	701-1644	380-556	1005	310			1782	66.0



INDIANA BASKETBALL YEARLY STATISTICS



1977-78

Name	G	FG-FGA	FT-FTA	Reb	A	B	S	Pts	Avg
Woodson	29	242-462	93-121	157	41			577	19.9
Radford	29	158-273	137-178	115	60			453	15.6
Tolbert	29	121-269	50-77	201	21			292	10.1
Risley	28	61-128	24-50	111	16			146	5.2
Wisman	29	49-106	44-59	40	115			142	4.9
Eells	22	36-63	24-29	26	10			96	4.4
Baker	28	33-78	21-36	45	73			87	3.1
Carter	29	31-61	21-31	39	63			83	2.9
Grunwald	24	27-61	6-10	43	23			60	2.5
Roberson	26	14-36	17-23	50	3			45	1.7
Isenbarger	16	11-23	17-31	23	4			39	2.4
Kirchner	12	2-6	1-2	11	0			5	0.4
Others	8	5-14	4-7	6	5			14	1.8
IU Totals	29	790-1580	459-654	1065	434			2039	70.3
Opp Totals	29	723-1720	404-579	1092	316			1850	63.8

1978-79

Name	G	FG-FGA	FT-FTA	Reb	A	B	S	Pts	Avg
Woodson	34	265-532	184-241	193	100	14	53	714	21.0
Tolbert	34	168-309	71-102	241	39	45	22	407	11.9
Carter	33	116-226	49-66	100	151	3	30	281	8.5
Wittman	34	101-190	39-53	90	154	6	31	241	7.1
Risley	32	75-162	60-80	111	16	1	18	210	6.6
Turner	33	77-142	28-52	112	9	9	15	182	5.5
Eells	34	39-85	36-53	64	34	2	15	114	3.4
Isenbarger	21	12-29	19-26	22	17	0	6	43	2.0
Reish	11	6-15	7-9	7	5	0	3	19	1.7
Kirchner	14	3-10	5-12	11	0	1	1	11	0.8
Kitchel	1	0-2	0-0	0	0	0	1	0	0.0
Others	6	22-53	21-25	36	29	1	12	65	10.8
IU Totals	34	884-1755	519-719	1210	554	82	207	2287	67.3
Opp Totals	34	847-2006	386-549	1185	412	68	214	2080	61.2

1979-80

Name	G	FG-FGA	FT-FTA	Reb	A	B	S	Pts	Avg
I. Thomas	29	154-302	115-149	116	159			423	14.6
Carter	29	122-223	79-104	101	90			323	11.1
Tolbert	29	127-241	46-75	208	44			300	10.3
Woodson	14	102-225	66-79	49	36			270	19.3
Turner	26	79-163	34-48	114	12			192	7.4
Bouchie	22	60-121	22-35	82	18			142	6.5
Isenbarger	24	26-65	15-24	38	20			67	2.8
Risley	27	27-46	11-17	44	7			65	2.4
J. Thomas	21	20-44	16-26	34	12			56	2.7
Grunwald	26	18-41	7-15	29	16			43	1.7
Kitchel	22	16-50	7-12	28	15			39	1.8
Wittman	5	13-28	3-4	7	12			29	5.8
Brown	17	7-22	3-10	12	13			17	1.0
Franz	20	6-15	1-4	11	20			13	0.7
IU Totals	29	777-1586	425-603	1036	474			1979	68.2
Opp Totals	29	692-1569	412-586	1002	340			1796	61.9

1980-81

Name	G	FG-FGA	FT-FTA	Reb	A	B	S	Pts	Avg
I. Thomas	34	212-383	121-163	105	197			545	16.0
Tolbert	35	177-301	74-100	50	71			428	12.2
Wittman	35	155-286	53-69	79	77			363	10.4
Turner	33	138-246	38-53	122	26			314	9.5
Kitchel	34	113-243	88-103	113	46			314	9.2
J. Thomas	33	47-95	27-35	105	77			121	3.7
Risley	31	33-73	28-43	71	21			94	3.0
Brown	28	38-83	15-28	36	34			91	3.3
Grunwald	27	21-41	8-13	33	16			50	1.9
Bouchie	29	18-47	9-11	35	8			45	1.6
Isenbarger	26	15-25	13-20	30	15			43	1.7
Franz	21	7-12	14-16	7	13			28	1.3
LaFave	15	3-8	5-8	13	2			11	0.7
Bardo	4	1-3	2-3	1	0			4	1.0
IU Totals	29	777-1586	425-603	1036	474			1979	68.2
Opp Totals	35	793-1820	462-645	1104	414			2048	58.5

1981-82

Name	G	FG-FGA	FT-FTA	Reb	A	B	S	Pts	Avg
Kitchel	29	204-385	160-183	141	55			568	19.6
Wittman	29	144-299	59-78	94	102			347	11.9
Thomas	29	104-200	59-69	181	103			267	9.2
Bouchie	29	75-165	35-55	132	30			185	6.4
Blab	24	69-124	41-70	89	12			179	7.5
Brown	29	50-114	35-50	72	58			135	4.7
Flowers	29	60-132	15-32	103	8			135	4.7
Dakich	29	35-68	18-27	54	60			88	3.0
Morgan	24	19-48	20-31	49	46			58	2.4
Cameron	15	6-16	13-18	9	2			25	1.7
Franz	21	3-12	9-16	13	21			15	0.7
Rowray	1	0-0	2-4	0	1			2	2.0
IU Totals	29	769-1563	466-633	1091	498			2004	69.1
Opp Totals	29	683-1569	412-599	943	378			1778	61.3

1982-83

Name	G	FG-FGA	FT-FTA	Reb	A	B	S	Pts	Avg
Wittman	30	236-435	89-108	135	87			569	18.9
Kitchel	24	145-284	104-121	99	52			415	17.3
Thomas	30	123-235	61-81	159	81			307	10.2
Blab	30	114-220	55-97	148	8			283	9.4
Bouchie	30	70-129	48-61	105	23			188	6.3
Brown	29	44-84	64-78	68	116			152	5.2
Morgan	27	24-45	29-48	47	49			78	2.9
Robinson	26	14-35	21-27	29	69			49	1.9
Giomi	19	18-33	7-11	33	1			43	2.3
Dakich	17	8-22	12-19	18	11			28	1.6
Cameron	15	2-4	4-7	3	2			8	0.5
Foster	2	0-3	0-1	1	1			0	0.0
Others	8	13-24	0-3	18	4			26	3.3
IU Totals	30	811-1553	494-662	1031	504			2146	71.5
Opp Totals	30	732-1679	334-497	989	350			1832	61.1

1983-84

Name	G	FG-FGA	FT-FTA	Reb	A	B	S	Pts	Avg
Alford	31	171-289	137-150	82	98			479	15.5
Blab	31	150-284	66-104	190	17			366	11.8
Simmons	31	107-225	76-115	129	82			290	9.4
Robinson	30	90-168	58-75	46	104			238	7.9
Giomi	27	96-197	42-58	128	12			234	8.7
Franz	27	96-197	42-58	128	12			99	3.7
Dakich	24	30-55	33-53	28	49			93	3.9
Meier	26	29-53	17-30	45	17			75	2.9
Thomas	25	24-52	21-39	46	7			69	2.8
Morgan	6	18-29	4-5	20	17			40	6.7
Witte	20	6-14	7-13	20	0			19	0.9
Others	6	5-15	6-10	9	3			16	2.7
IU Totals	31	764-1463	490-683	892	459			2018	65.1
Opp Totals	31	711-1629	411-579	953	335			1833	59.1

1984-85

Name	G	FG-FGA	FT-FTA	Reb	A	B	S	Pts	Avg
Alford	32	232-431	116-126	101	85	0	44	580	18.1
Blab	33	212-375	105-147	207	47	72	15	529	16.0
Robinson	29	75-161	27-39	63	134	2	21	177	6.1
Dakich	28	61-114	25-34	56	76	2	14	147	5.2
Eyl	29	57-114	24-37	76	29	2	10	138	4.8
Brooks	32	43-97	30-41	37	53	0	19	116	3.6
Thomas	21	43-78	29-44	55	6	9	8	115	5.5
Morgan	21	48-88	14-21	72	55	0	13	110	5.2
Simmons	23	36-68	13-22	38	25	2	11	85	3.7
Meier	30	29-62	21-39	75	27	6	17	85	3.7
Smith	23	31-52	9-15	19	12	0	5	71	3.1
Hillman	21	13-36	5-8	18	20	0	2	31	1.5
Pelkowski	15	6-12	2-5	17	0	1	0	14	0.9
Sloan	17	5-20	4-12	16	6	2	1	14	0.8
Others	15	65-102	13-23	79	17	6	8	143	9.5
IU Totals	33	956-1810	437-613	1045	592	102	188	2349	71.2
Opp Totals	33	860-1885	443-639	1060	402	87	167	2163	65.5



INDIANA BASKETBALL

YEARLY STATISTICS

1985-86

Name	G	FG-FGA	FT-FTA	Reb	A	B	S	Pts	Avg
Alford	28	254-457	122-140	75	79	1	50	630	22.5
Calloway	29	173-318	57-85	141	49	8	21	403	13.9
Thomas	26	133-237	111-146	124	49	8	21	403	13.9
Harris	29	104-205	35-54	162	28	48	17	243	8.4
Morgan	29	79-155	34-46	103	133	5	21	192	6.6
Robinson	28	62-127	44-53	49	84	2	16	166	5.9
Jadlow	22	23-45	12-23	32	6	5	7	58	2.6
Meier	25	12-23	18-27	45	9	4	4	42	1.7
Eyl	27	17-32	7-19	57	9	0	9	41	1.5
Witte	14	9-14	5-7	22	1	0	4	23	1.6
Smith	3	4-8	4-8	4	4	0	0	12	4.0
Others	11	11-17	4-7	11	22	0	4	26	2.4
IU Totals	29	880-1638	453-615	912	438	82	180	2213	76.3
Opp Totals	29	786-1681	396-565	935	360	68	153	1968	67.9

1986-87

Name	G	FG-FGA	FT-FTA	Reb	A	B	S	Pts	Avg
Alford	34	241-508	160-180	87	123	3	39	749	22.0
Thomas	34	199-370	136-173	194	27	13	45	534	15.7
Garrett	34	163-301	61-96	288	21	93	17	387	11.4
Smart	34	148-286	74-88	100	109	2	30	382	11.2
Calloway	29	146-275	72-97	126	76	7	31	364	12.6
Eyl	34	35-54	31-46	116	41	7	16	101	3.0
Hillman	32	28-58	23-31	37	66	2	11	80	2.5
Pelkowski	14	24-46	3-5	27	2	3	2	53	3.8
Smith	25	12-24	6-7	19	14	0	4	37	1.5
Freeman	16	10-24	14-20	14	38	0	10	35	2.2
Sloan	17	13-29	9-18	19	8	4	4	35	2.1
Meier	29	9-20	13-22	43	7	1	6	31	1.1
Minor	18	5-20	5-7	15	10	0	0	15	0.8
Oliphant	2	0-0	3-5	4	1	0	0	3	1.5
IU Totals	34	1033-2015	610-795	1189	543	135	215	2806	82.5
Opp Totals	34	937-2077	420-620	1179	448	83	179	2412	70.9

1987-88

Name	G	FG-FGA	FT-FTA	Reb	A	B	S	Pts	Avg
Garrett	29	184-344	99-142	246	13	99	17	467	16.1
Smart	29	147-284	80-92	86	89	4	27	383	13.2
Edwards	23	115-256	69-76	51	74	6	17	358	15.6
Calloway	26	128-262	50-76	112	57	2	25	306	11.8
Hillman	27	76-132	37-44	69	105	0	23	192	7.1
Jadlow	28	49-93	56-69	89	6	9	8	154	5.5
Jones	27	53-105	24-38	33	73	0	18	133	4.9
Eyl	28	52-83	15-35	74	43	3	22	119	4.2
Pelkowski	20	27-48	6-14	47	6	4	6	62	3.1
Smith	18	16-29	9-15	19	7	0	3	44	2.4
Sloan	19	19-46	3-6	25	11	4	6	41	2.2
Oliphant	12	10-20	0-0	9	7	0	3	25	2.1
IU Totals	29	876-1702	448-607	958	491	131	175	2284	78.8
Opp Totals	29	766-1693	419-608	993	355	55	198	2057	70.9

1988-89

Name	G	FG-FGA	FT-FTA	Reb	A	B	S	Pts	Avg
Edwards	34	218-460	163-198	146	125	27	38	680	20.0
Hillman	34	159-297	87-108	117	132	2	42	430	12.6
Anderson	34	145-266	114-157	208	10	33	14	404	11.9
Jadlow	34	113-229	133-184	172	12	16	17	359	10.6
Jones	34	101-210	83-104	97	115	5	29	286	8.4
White	32	58-117	25-42	61	8	8	9	141	4.4
Robinson	29	46-90	15-41	76	14	8	9	107	3.7
Meeks	35	33-71	32-44	56	67	3	23	99	2.8
Sloan	34	28-64	35-60	83	22	11	12	91	2.7
Smith	15	17-47	10-13	21	7	0	3	50	3.3
Pelkowski	17	18-43	4-8	37	4	3	1	41	2.4
Oliphant	21	11-21	11-12	10	7	0	4	39	1.9
D'Aloisio	18	7-12	6-7	8	5	0	0	20	1.1
IU Totals	35	954-1927	718-978	1236	528	116	201	2747	78.5
Opp Totals	35	953-2187	438-637	1277	473	100	196	2487	71.1

1989-90

Name	G	FG-FGA	FT-FTA	Reb	A	B	S	Pts	Avg
Cheaney	29	199-348	72-96	133	48	16	24	495	17.1
Anderson	29	182-339	107-147	202	24	16	10	473	16.3
G. Graham	29	89-139	91-117	76	59	13	23	281	9.7
P. Graham	29	67-133	67-80	46	44	1	14	224	7.7
Nover	26	48-91	41-56	89	13	12	6	137	5.3
Jones	22	48-107	28-33	37	55	1	10	135	6.1
Meeks	28	37-76	31-36	64	106	1	11	111	4.0
Lawson	27	36-76	26-40	83	15	7	5	98	3.6
Reynolds	28	29-60	31-57	48	54	2	24	90	3.2
Other	6	28-57	14-27	40	8	6	1	70	--
Robinson	21	32-59	3-8	44	6	1	17	67	3.2
Leary	22	17-49	9-13	14	24	0	5	51	2.3
Oliphant	13	12-19	4-5	10	0	0	0	33	2.5
IU Totals	29	824-1603	524-715	969	465	76	150	2265	78.1
Opp Totals	29	78-1710	393-579	955	150	79	174	2054	70.8

1990-91

Name	G	FG-FGA	FT-FTA	Reb	A	B	S	Pts	Avg
Cheaney	34	289-485	113-141	188	47	13	24	734	21.6
Anderson	34	175-345	115-165	243	38	51	26	466	13.7
Bailey	33	126-249	90-130	97	97	10	39	375	11.4
G. Graham	34	106-208	77-111	87	53	6	35	296	8.7
P. Graham	34	71-142	96-113	55	54	3	18	251	7.4
Nover	34	95-176	44-65	132	13	17	12	234	6.9
Reynolds	33	40-74	56-83	56	74	3	33	136	4.1
Jones	34	48-96	20-27	49	63	0	14	134	3.9
Meeks	34	37-72	41-55	68	168	1	35	120	3.5
Lawson	27	40-69	17-27	46	9	7	7	97	3.6
Knight	22	16-39	7-10	21	20	0	4	39	1.8
IU Totals	34	1043-1955	676-927	1155	636	111	247	2882	84.8
Opp Totals	34	886-2046	420-641	1155	449	74	168	2352	69.2

1991-92

Name	G	FG-FGA	FT-FTA	Reb	A	B	S	Pts	Avg
Cheaney	34	227-435	112-140	166	48	6	36	599	17.6
G. Graham	34	132-263	140-189	137	90	9	46	436	12.8
Bailey	34	143-288	88-115	122	104	0	28	422	12.4
Henderson	33	151-297	80-121	238	17	50	32	383	11.6
Anderson	34	133-282	88-109	172	49	36	26	372	10.9
Nover	34	80-147	60-84	107	3	13	9	221	6.5
Reynolds	33	47-104	44-74	74	126	1	49	141	4.3
Leary	22	30-51	11-13	19	20	0	2	84	3.8
Meeks	32	31-72	40-56	74	133	1	20	115	3.6
Lindeman	20	16-35	32-48	39	0	6	2	64	3.2
IU Totals	34	990-1974	695-949	1268	590	122	250	2837	83.4
Opp Totals	34	809-1988	428-611	1116	410	102	155	2238	65.8

1992-93

Name	G	FG-FGA	FT-FTA	Reb	A	B	S	Pts	Avg
Cheaney	35	303-552	132-166	223	84	10	33	785	22.4
G. Graham	35	180-327	160-194	112	102	8	47	577	16.5
Henderson	30	130-267	72-113	243	27	43	35	333	11.1
Nover	35	147-234	92-160	207	26	24	11	386	11.0
Bailey	35	117-255	83-114	117	144	7	20	355	10.1
P. Graham	13	31-61	13-18	17	18	0	7	84	6.5
Evans	35	62-146	37-54	138	46	5	18	184	5.3
Leary	35	57-122	32-36	34	43	1	12	168	4.8
Reynolds	35	35-64	43-71	69	102	1	29	113	3.2
Knight	32	14-30	4-9	17	27	0	3	32	1.0
Others	8	0-4	11-12	3	1	0	3	11	1.4
IU Totals	35	1076-2062	679-947	1281	620	99	218	3028	86.5
Opp Totals	35	951-2176	412-588	1178	468	89	198	2506	71.6



INDIANA BASKETBALL

YEARLY STATISTICS


1993-94

Name	G	FG-FGA	FT-FTA	Reb	A	B	S	Pts	Avg
Bailey	30	188-391	166-207	130	129	5	45	589	19.6
Henderson	30	198-373	136-207	308	36	56	39	534	17.8
Evans	27	116-259	46-58	183	59	13	37	321	11.9
P. Graham	28	95-184	100-112	63	68	2	9	331	11.8
Leary	28	75-154	47-55	65	99	0	15	231	8.3
Lindeman	29	63-115	36-60	113	9	22	2	162	5.6
Hart	30	48-96	18-27	59	34	16	18	118	3.9
Wilkinson	28	28-78	24-35	63	57	10	13	90	3.2
Mandeville	24	12-34	3-6	42	2	0	1	27	1.1
Knight	27	8-30	5-7	20	30	0	3	22	0.8
Hales	13	1-6	1-2	4	0	1	1	3	0.2
IU Totals	30	832-1720	582-776	1145	523	125	183	2428	80.9
Opp Totals	30	835-1972	427-634	1081	465	82	219	2312	77.1

1994-95

Name	G	FG-FGA	FT-FTA	Reb	A	B	S	Pts	Avg
Henderson	31	284-476	159-251	302	54	64	42	729	23.5
Evans	31	177-383	126-161	208	101	17	25	538	17.4
Patterson	28	84-170	31-45	108	21	16	16	203	7.3
Reed	30	57-149	40-60	50	76	1	18	176	5.9
Miller	31	63-165	41-66	87	25	5	9	175	5.6
Hermon	28	66-158	29-44	88	94	1	35	167	6.0
Lindeman	30	59-120	29-51	94	11	31	10	147	4.9
Hart	30	57-124	25-36	69	43	10	16	142	4.7
Knight	31	15-56	12-16	37	60	0	10	45	1.5
Eggers	24	6-19	3-14	27	2	1	2	15	0.6
Paul	10	2-6	3-4	1	0	0	1	8	0.8
IU Totals	31	870-1796	498-748	1172	487	146	184	2345	75.6
Opp Totals	31	771-1881	430-632	1089	387	71	198	2158	69.6

1995-96

Name	G	FG-FGA	FT-FTA	Reb	A	B	S	Pts	Avg
Evans	31	212-474	172-203	221	126	19	43	658	21.2
Patterson	31	130-282	70-95	191	46	42	28	350	11.3
Reed	31	101-222	65-81	74	135	3	37	327	10.5
Miller	31	84-179	70-101	123	64	12	18	254	8.2
Lindeman	24	89-144	57-99	98	11	22	6	235	9.8
Mujezinicovic	30	70-120	55-107	114	9	4	14	195	6.5
Mandeville	29	34-80	11-13	74	13	2	9	82	2.8
Eggers	29	27-56	3-11	56	12	5	11	67	2.3
Rowles	24	15-36	9-16	36	32	1	8	40	1.7
Lemme	16	3-5	3-4	3	1	0	1	11	0.7
Others	20	42-111	36-54	62	57	1	18	130	6.5
IU Totals	31	807-1709	551-784	1147	506	111	193	2349	75.8
Opp Totals	31	757-1853	423-623	1082	420	80	215	2142	69.1

1996-97

Name	G	FG-FGA	FT-FTA	Reb	A	B	S	Pts	Avg
Patterson	30	151-321	97-128	201	43	39	32	410	13.7
Guyton	33	157-361	80-94	110	129	17	40	450	13.6
Reed	33	107-258	146-171	95	74	2	19	417	12.6
Collier	33	112-258	80-117	188	24	34	16	310	9.4
Miller	33	81-175	84-115	139	31	17	28	264	8.0
Lewis	33	45-122	87-109	71	95	1	28	189	5.7
Mandeville	32	41-87	27-32	66	10	7	10	113	3.5
Mujezinicovic	32	39-82	33-50	83	16	6	9	111	3.5
Jimenez	28	15-37	15-18	17	24	1	14	55	2.0
Richardson	22	11-20	18-28	27	4	4	3	42	1.9
Eggers	30	13-37	7-16	60	10	4	10	36	1.2
Paul	11	0-6	0-2	6	0	0	3	0	0.0
IU Totals	33	772-1764	674-880	1183	459	132	212	2397	72.6
Opp Totals	33	826-1957	414-626	1163	445	90	220	2247	68.1

1997-98

Name	G	FG-FGA	FT-FTA	Reb	A	B	S	Pts	Avg
Guyton	32	188-402	82-107	112	118	8	38	537	16.8
Recker	32	146-293	82-105	124	88	12	48	408	12.8
Patterson	32	152-307	88-111	187	46	30	28	402	12.6
Gladness	32	115-212	45-78	164	35	19	42	275	8.6
Turner	28	81-161	20-35	177	49	3	9	204	7.3
Lewis	32	49-100	84-101	80	150	2	29	197	6.2
Miller	31	31-85	50-68	73	21	8	8	117	3.8
Jimenez	30	30-57	9-15	30	43	1	12	89	3.0
Richardson	28	30-60	21-32	36	2	8	4	81	2.9
Mandeville	27	14-32	5-7	35	3	3	3	34	1.3
Eggers	19	7-19	3-7	22	4	2	8	17	0.9
IU Totals	32	879-1792	513-702	1079	568	105	235	2457	76.8
Opp Totals	32	865-1940	415-615	1115	503	73	242	2346	73.3

1998-99

Name	G	FG-FGA	FT-FTA	Reb	A	B	S	Pts	Avg
Recker	34	182-425	118-158	135	90	10	59	546	16.1
Guyton	34	198-435	71-94	117	88	14	22	543	16.0
Haston	34	133-259	70-93	220	30	28	20	336	9.9
Gladness	33	103-183	52-81	178	53	7	43	259	7.8
Lewis	33	58-112	71-90	61	147	4	22	202	6.1
Turner	33	72-149	23-30	76	31	5	11	182	5.5
Richardson	29	50-99	30-51	73	9	24	8	130	4.5
Washington	30	45-102	33-57	97	15	16	17	123	4.1
Fife	33	36-80	28-41	69	51	4	32	109	3.3
Odle	21	21-55	21-39	36	4	2	5	65	3.1
Jimenez	32	14-38	8-17	25	31	1	13	45	1.4
Randle El	11	7-19	0-2	8	11	0	7	16	1.5
Geyer	9	3-9	3-4	6	3	0	0	9	1.0
IU Totals	34	922-1965	528-575	1199	563	115	259	2565	75.4
Opp Totals	34	865-2066	423-602	1252	510	130	236	2366	69.6

1999-2000

Name	G	FG-FGA	FT-FTA	Reb	A	B	S	Pts	Avg
Guyton	29	204-444	90-114	80	68	13	29	570	19.7
Haston	29	168-339	108-148	240	40	36	24	444	15.3
Lewis	29	96-185	82-106	114	153	4	38	299	10.3
Washington	29	68-123	64-93	139	26	11	23	200	6.9
Newton	29	81-176	35-65	111	30	49	11	198	6.8
Richardson	28	61-117	36-68	101	5	18	9	158	5.6
Fife	27	46-101	36-45	80	54	6	49	133	4.9
Hornsby	24	27-59	19-27	50	21	1	10	82	3.4
Odle	27	31-69	15-22	61	13	3	8	77	2.9
Jimenez	29	20-56	18-21	41	47	0	14	70	2.4
Geyer	10	6-20	0-0	10	2	0	2	12	1.2
Coverdale	10	3-8	1-2	10	7	0	0	10	1.0
IU Totals	29	811-1697	504-711	1128	466	141	217	2253	77.7
Opp Totals	29	696-1792	412-600	1070	391	102	199	1985	68.4

2000-01

Name	G	FG-FGA	FT-FTA	Reb	A	B	S	Pts	Avg
Haston	33	243-518	114-166	288	41	40	36	626	19.0
Jeffries	34	164-371	129-208	234	82	42	31	469	13.8
Coverdale	34	122-269	67-101	115	163	2	54	363	10.7
Hornsby	29	67-155	22-31	57	29	2	17	199	6.9
Newton	33	77-149	46-87	158	40	56	19	200	6.1
Fife	34	55-147	44-70	96	109	6	46	173	5.1
Owens	30	48-106	23-31	42	22	1	11	140	4.7
Moye	30	34-73	28-38	73	13	5	9	100	3.3
Odle	26	31-64	20-34	72	10	1	5	86	3.3
Leach	20	12-32	11-23	30	3	22	2	35	1.8
Roberts	10	5-12	7-15	13	1	1	1	17	1.7
IU Totals	34	858-1896	511-804	1268	513	178	231	2408	70.8
Opp Totals	34	761-1930	485-678	1197	402	109	256	2186	64.3

INDIANA BASKETBALL

YEARLY STATISTICS

2001-02

Name	G	FG-FGA	FT-FTA	Reb	A	B	S	Pts	Avg
Jeffries	36	189-414	134-201	273	74	46	54	539	15.0
Coverdale	37	138-331	93-118	119	178	4	57	439	11.9
Odle	35	128-237	49-79	176	24	6	9	309	8.8
Fife	37	111-241	33-47	95	93	6	53	321	8.7
Newton	37	112-226	73-99	188	30	70	22	298	8.1
Hornsby	37	99-231	16-29	97	69	6	27	286	7.7
Moye	37	68-142	62-77	116	24	6	12	218	5.9
Leach	32	36-72	18-35	80	10	48	6	90	2.8
Perry	37	31-82	26-41	51	42	0	10	95	2.6
Tapak	14	3-8	1-2	4	2	0	2	9	0.6
Johnson	12	1-6	0-0	4	0	0	2	3	0.3
IU Totals	37	916-1990	505-728	1303	546	192	254	2607	70.5
Opp. Totals	37	847-2074	420-634	1241	412	137	264	2316	62.6

2002-03

Name	G	FG-FGA	FT-FTA	Reb	A	B	S	Pts	Avg
Newton	34	171-396	154-206	280	69	52	23	507	14.9
Wright	30	157-363	106-141	151	64	18	23	486	16.2
Coverdale	34	119-313	92-112	124	15	2	26	405	11.9
Hornsby	34	80-208	11-17	93	54	4	17	225	6.6
Leach	32	85-154	38-60	175	12	79	8	208	6.5
Strickland	34	63-162	48-65	83	69	3	19	207	6.1
Moye	33	66-121	41-64	128	25	10	14	181	5.5
Kline	27	27-63	21-45	52	10	3	5	75	2.8
Perry	24	13-42	19-26	19	10	0	7	52	2.2
Roberts	18	5-16	16-22	24	2	2	3	26	1.4
Tapak	10	1-7	0-0	2	2	1	1	2	0.2
Pegram	2	1-1	0-0	2	2	1	0	2	1.0
Johnson	6	0-2	0-2	2	0	0	0	0	0.0
Stewart	3	0-2	0-2	1	0	0	0	0	0.0
Haarman	1	0-0	0-0	2	0	0	0	0	0.0
IU Totals	34	788-1551	546-760	1234	470	175	146	2376	69.9
Opp. Totals	34	824-1982	472-658	1221	411	120	214	2280	67.1

2003-04

Name	G	FG-FGA	FT-FTA	Reb	A	B	S	Pts	Avg
Wright	29	182-433	142-180	157	70	14	27	536	18.5
Strickland	29	106-295	44-57	93	78	5	31	314	10.8
Moye	29	105-225	64-88	186	43	2	20	291	10.0
Leach	20	69-142	43-62	109	9	45	7	181	9.1
Kline	22	59-118	38-53	89	17	8	7	156	7.1
Perry	28	28-100	22-33	47	67	0	13	93	3.3
Wilmont	27	35-120	2-5	68	8	3	8	89	2.8
Ewing	18	32-61	13-27	102	6	17	13	78	2.8
Tapak	10	23-74	4-7	50	40	5	17	67	3.4
Johnson	9	10-22	8-8	1	3	0	2	37	4.1
Roberts	22	15-31	5-12	20	3	8	2	35	1.6
Gray-Ashley	7	2-4	0-0	4	0	1	0	4	0.6
Suhr	4	0-1	0-0	1	2	0	0	0	0.0
Stewart	4	0-2	0-0	1	0	1	0	0	0.0
IU Totals	29	646-1628	385-532	1021	346	360	147	1881	64.9
Opp. Totals	29	703-1655	154-461	1055	356	104	175	1961	67.6

2004-05

Name	G	FG-FGA	FT-FTA	Reb	A	B	S	Pts	Avg
Wright	26	150-363	126-161	125	70	15	29	476	18.3
White	29	143-250	100-141	143	23	64	14	386	13.3
Vaden	29	100-266	53-66	126	62	7	45	297	10.2
Strickland	28	67-183	45-58	88	94	1	25	207	7.4
Ratliff	26	51-105	25-36	73	23	16	16	151	5.8
Ewing	29	42-88	31-54	110	22	18	21	117	4.0
Wilmont	29	36-92	16-28	69	8	5	17	104	3.6
Hardy	23	17-48	3-10	41	5	2	4	39	1.7
Suhr	15	6-22	7-8	17	13	0	8	24	1.6
Kline	18	10-32	3-9	14	2	1	2	23	1.3
Roberts	14	4-12	2-3	8	1	0	1	10	0.7
Tapak	16	3-15	2-3	10	8	0	8	9	0.6
Johnson	8	2-7	2-4	3	6	0	1	7	0.9
Perry	3	0-2	0-0	0	2	0	0	0	0.0
Ahlfeld	2	0-1	0-0	1	0	0	0	0	0.0
IU Totals	29	631-1486	415-581	899	339	129	191	1850	63.8
Opp. Totals	29	632-1504	417-565	977	348	85	204	1845	63.6

2005-06

Name	G	FG-FGA	FT-FTA	Reb	A	B	S	Pts	Avg
Killingsworth	31	211-389	105-173	242	59	21	22	531	17.1
Vaden	31	250-344	81-195	170	109	6	38	418	13.5
Strickland	30	122-252	65-73	106	71	5	33	378	12.6
White	5	19-36	8-14	30	5	7	0	46	9.2
Wilmont	30	97-229	35-60	121	19	3	36	269	9.0
Calloway	29	56-123	39-52	68	73	1	35	164	5.7
Ratliff	28	32-100	15-20	54	15	14	8	98	3.5
Suhr	28	27-56	20-23	46	29	0	7	96	3.4
Monroe	28	30-76	24-37	61	64	2	6	94	3.4
Allen	31	37-87	9-17	53	12	7	6	100	3.2
Taber	3	2-2	0-0	0	0	0	2	4	1.3
Ahlfeld	4	1-1	2-2	3	2	1	0	5	1.3
Kline	23	12-31	1-2	19	7	5	2	25	1.1
Dinc	3-0	1-4	1-4	5	1	1	1	3	1.0
IU Totals	31	797-1730	361-523	1053	466	72	196	2231	72.0
Opp. Totals	31	741-1703	414-585	1017	400	109	213	2065	66.6

2006-07

Name	G	FG-FGA	FT-FTA	Reb	A	B	S	Pts	Avg
D.J. White	32	170-332	100-146	234	40	73	28	440	13.8
Wilmont	32	146-339	35-53	186	34	12	36	404	12.6
Calloway	29	90-191	83-103	93	125	5	34	278	9.6
Bassett	32	97-251	65-78	78	97	1	22	304	9.5
Ratliff	30	100-220	23-34	68	43	12	25	280	9.3
Stemler	30	66-169	27-34	122	2	6	21	197	6.6
Shaw	31	41-95	46-62	59	20	10	11	140	4.5
M. White	29	34-66	28-55	64	7	10	12	96	3.3
Keeling	22	14-25	12-22	24	7	4	5	40	1.8
Suhr	27	15-38	8-13	28	16	0	8	46	1.7
Allen	24	9-27	1-3	37	9	6	3	19	0.8
Taber	6	1-2	0-0	3	0	1	1	2	0.3
Ahlfeld	5	0-0	0-0	3	1	0	0	0	0.0
IU Totals	32	783-1755	428-603	1082	424	140	206	2246	70.2
Opp. Totals	32	657-1580	518-730	1004	325	98	188	1976	61.8

2007-08

Name	G	FG-FGA	FT-FTA	Reb	A	B	S	Pts	Avg
Gordon	32	184-425	231-277	104	78	20	42	669	20.9
D.J. White	33	216-357	142-206	341	25	54	26	575	17.4
Bassett	29	105-238	52-62	74	96	0	27	331	11.4
Crawford	30	107-243	47-63	101	69	6	28	291	9.7
Ellis	32	78-191	48-65	225	108	20	47	219	6.8
Stemler	33	52-129	13-17	99	21	7	26	146	4.4
Thomas	32	52-111	11-21	58	16	3	13	115	3.6
M. White	22	17-43	16-24	55	9	2	12	50	2.3
Ratliff	9	5-27	1-2	12	7	2	2	15	1.7
McGeef	17	10-28	3-4	17	1	2	5	26	1.5
Taber	22	11-14	6-9	54	5	6	4	28	1.3
Holman	6	2-8	2-4	10	1	3	1	6	1.0
Finkelmeier	7	0-0	2-2	0	0	0	0	2	0.3
Ahlfeld	11	0-0	3-4	4	0	0	0	3	0.3
IU Totals	33	839-1814	577-760	1247	436	125	233	2476	75.0
Opp. Totals	33	774-1879	379-583	1037	434	94	202	2156	65.3

INDIANA BASKETBALL

YEARLY STATISTICS



2008-09

Name	G	FG-FGA	FT-FTA	Reb	A	B	S	Pts	Avg
Dumes	27	109-265	67-93	77	40	2	23	344	12.7
Jones III	28	105-236	78-110	86	100	15	21	308	11.0
Pritchard	31	111-233	78-135	197	35	24	21	300	9.7
Williams	31	110-241	48-65	138	22	3	24	276	8.9
Roth	31	66-174	20-25	41	12	3	19	209	6.7
Story	31	66-181	33-56	70	37	4	23	182	5.9
Taber	31	57-112	16-23	160	32	9	29	132	4.3
Moore	31	25-58	23-38	42	79	0	24	77	2.5
Schutz	6	0-3	6-10	1	1	0	2	6	1.0
Lewis	20	2-7	6-14	17	0	2	1	10	0.5
Gambles	6	1-3	1-4	2	0	0	0	3	0.5
Finkelmeier	21	4-9	0-0	15	6	0	4	8	0.4
Jobe	22	3-7	1-4	17	0	2	0	7	0.3
Santa	3	0-1	0-2	1	0	0	0	0	0.0
Barnett	8	0-0	0-0	3	0	0	0	0	0.0
White	3	0-2	0-2	2	0	0	0	0	0.0
IU Totals	31	659-1532	377-581	952	364	64	191	1862	60.1
Opp. Totals	31	786-1634	402-590	966	463	146	268	2190	70.6

2009-10

Name	G	FG-FGA	FT-FTA	Reb	A	B	S	Pts	Avg
Creek	12	69-131	29-38	46	22	5	17	197	16.4
Jones III	31	149-373	144-190	121	105	13	28	463	14.9
Watford	31	120-320	116-145	187	18	19	16	371	12.0
Dumes	30	62-186	43-62	60	33	3	30	198	6.6
Hulls	31	63-155	24-30	66	45	0	18	197	6.4
Rivers	31	67-166	52-90	134	106	18	41	186	6.0
Elston	31	71-151	30-46	128	12	12	21	181	5.8
Pritchard	31	56-92	19-51	107	14	18	15	131	4.2
Capobianco	31	27-68	11-24	81	11	10	12	70	2.3
Roth	2	1-2	2-2	1	0	0	0	4	2.0
Moore	28	10-20	14-17	20	9	0	11	36	1.3
Muniru	19	4-8	3-8	13	0	5	1	11	0.6
Jobe	22	4-9	0-0	14	0	4	0	8	0.4
Gambles	7	0-2	0-0	4	0	0	0	0	0.0
Finkelmeier	13	0-1	0-0	6	0	0	0	0	0.0
Barnett	12	0-4	0-2	1	0	0	1	0	0.0
IU Totals	31	703-1688	487-705	1088	375	107	211	2053	66.2
Opp. Totals	31	768-1731	493-712	1101	441	160	220	2215	71.5

2010-11

Name	G	FG-FGA	FT-FTA	Reb	A	B	S	Pts	Avg
Watford	29	143-339	140-166	156	32	12	22	463	16.0
Jones III	28	128-286	78-116	91	89	7	27	351	12.5
Hulls	28	123-255	55-133	72	94	6	29	353	11.0
Creek	18	51-131	21-26	43	21	3	4	149	8.3
Oladipo	32	88-161	52-85	119	28	7	34	236	7.4
Elston	31	64-125	21-33	114	8	8	14	152	4.9
Sheehy	32	62-128	24-37	67	12	5	14	155	4.8
Rivers	32	44-96	30-40	97	55	9	34	122	3.8
Roth	28	30-78	8-9	14	7	0	3	95	3.4
Pritchard	32	36-61	8-23	121	22	23	5	80	2.5
Moore	27	9-20	12-14	14	18	0	12	33	1.2
Capobianco	26	9-19	8-16	31	6	3	3	26	1.0
Barnett	12	1-9	2-4	4	1	1	0	5	0.4
Wayer	9	1-2	0-2	1	0	0	0	3	0.3
Howard	10	0-3	3-4	7	0	0	0	3	0.3
IU Totals	32	789-1713	189-546	1049	393	84	201	2226	69.6
Opp. Totals	32	703-1622	202-555	1019	377	118	207	2182	68.2

2011-12

Name	G	FG-FGA	FT-FTA	Reb	A	B	S	Pts	Avg
Zeller	36	200-321	163-216	236	45	42	49	563	15.6
Watford	36	141-339	119-146	208	48	16	27	453	12.6
Hulls	36	143-284	62-69	89	120	2	38	420	11.7
Oladipo	36	136-289	108-144	191	73	21	49	390	10.8
Sheehy	31	100-198	50-71	97	33	7	15	268	8.6
Jones III	30	72-172	71-94	87	95	8	21	225	7.5
Roth	34	44-82	15-15	22	14	1	4	145	4.3
Elston	34	53-107	22-38	80	13	10	6	144	4.2
Abell	32	28-63	33-42	30	15	1	6	95	3.0
Pritchard	36	22-40	4-9	58	14	5	5	48	1.3
Etherington	16	7-16	4-5	10	1	1	2	20	1.3
Barnett	16	3-6	0-2	3	2	0	1	7	0.4
Smith	9	0-3	2-2	2	0	0	0	2	0.2
Moore	21	0-5	2-3	10	13	0	9	2	0.1
Wayer	8	0-1	0-0	1	0	0	0	0	0.0
Howard	10	0-2	0-2	2	1	1	1	0	0.0
IU Totals	36	949-1928	655-858	1240	487	115	233	2782	77.3
Opp. Totals	36	847-1988	479-682	1094	376	146	241	2392	66.4

2012-13

Name	G	FG-FGA	FT-FTA	Reb	A	B	S	Pts	Avg
Zeller	36	199-354	196-259	290	47	45	37	594	16.5
Oladipo	36	182-304	97-130	228	74	28	78	491	13.6
Watford	36	127-294	129-159	225	31	17	22	443	12.3
Hulls	36	115-259	38-39	84	107	1	30	348	9.7
Sheehy	36	126-259	63-96	127	46	6	28	343	9.5
Ferrell	36	91-226	67-84	100	147	6	28	272	7.6
Abell	36	46-98	36-48	54	33	0	10	144	4.0
Hollowell	33	31-77	24-38	68	11	12	5	93	2.8
Etherington	7	4-7	4-7	12	3	1	2	13	1.9
Creek	24	15-52	4-5	22	9	2	7	44	1.8
Elston	19	6-21	7-10	16	4	4	4	21	1.1
Perea	20	5-13	7-17	29	2	5	3	17	0.9
Howard	13	2-3	0-2	9	1	3	0	4	0.3
Smith	13	2-3	0-0	5	0	0	1	4	0.3
Jurkin	3	0-1	0-0	0	0	0	0	0	0.0
Wayer	10	0-1	0-0	1	0	0	0	0	0.0
IU Totals	36	951-1972	672-904	1378	515	130	255	2831	78.6
Opp. Totals	36	815-2089	398-563	1115	353	130	230	2236	62.1

2013-14

Name	G	FG-FGA	FT-FTA	Reb	A	B	S	Pts	Avg
Ferrell	32	169-409	126-153	95	125	1	24	552	17.3
Sheehy	31	136-288	49-71	125	57	8	28	354	11.4
Vonleh	30	113-216	96-134	269	18	41	26	338	11.3
Williams	32	88-173	52-77	140	29	13	26	234	7.3
Robinson	32	74-165	54-90	79	32	3	18	205	6.4
Hollowell	29	53-151	53-68	101	28	16	14	166	5.7
Gordon	32	56-140	47-58	72	46	10	25	177	5.5
Fischer	13	15-27	7-9	27	4	11	1	37	2.8
Perea	29	23-40	34-47	62	6	13	5	80	2.8
Davis	29	27-51	16-24	74	0	13	5	70	2.4
Etherington	30	15-46	25-32	48	14	4	10	60	2.0
Howard	23	5-11	10-15	20	5	2	2	20	0.9
Hartman	16	11-11	1-2	15	1	1	5	11	0.7
Smith	4	1-2	0-0	0	0	0	0	2	0.5
Jurkin	8	0-3	2-5	4	0	0	2	2	0.3
Marlin	18	0-4	4-4	2	3	1	0	4	0.2
Wayer	4	0-4	0-0	3	0	0	0	0	0.0
Fagan	5	0-0	0-0	1	0	0	0	0	0.0
IU Totals	32	780-1741	576-789	1242	368	138	190	2312	72.2
Opp. Totals	32	757-1837	466-653	997	331	153	238	2162	67.6

YEARLY STATISTICS

2014-15

Name	G	FG-FGA	FT-FTA	Reb	A	B	S	Pts	Avg
Ferrell	34	181-412	111-129	110	166	1	24	555	16.3
Blackmon	33	177-42	87-108	176	50	2	21	518	15.7
Williams	32	161-298	89-120	238	64	15	32	417	13
Johnson	34	111-259	28-43	99	79	1	29	302	9.9
Zeisloft	34	75-158	13-17	76	22	2	11	226	6.6
Mosq.-Perea	26	63-106	42-73	111	6	33	6	168	6.5
Hartman	32	51-102	23-35	98	26	19	16	154	4.8
Holt	29	39-60	27-50	86	5	21	7	105	3.6
Robinson	32	33-100	31-53	60	39	7	17	97	3.0
Hoetzel	31	24-56	15-21	41	10	3	4	73	2.4
April	4	3-3	0-0	5	1	2	1	6	1.5
Burton	14	4-4	0-0	10	3	0	0	8	0.6
Ritchie	6	0-1	2-2	6	2	0	1	2	0.3
Priller	8	1-6	0-0	3	0	2	1	2	0.3
Fuchs	3	0-3	0-0	5	0	0	0	0	0.0
U Totals	34	923-1989	468-651	1224	473	108	170	2633	77.4
Opp. Totals	34	900-1986	442-651	1122	428	146	209	2438	71.7

2015-16

Name	G	FG-FGA	FT-FTA	Reb	A	B	S	Pts	Avg
Ferrell	35-35	196-428	136-164	133	195	1	38	607	17.3
Blackmon	13-12	73-152	23-27	54	22	5	16	206	15.8
Williams	35-34	163-318	112-162	204	70	28	17	415	13.3
Bryant	35-35	157-230	96-136	202	34	32	17	415	11.9
Bielefeldt	35-5	113-219	31-44	158	25	16	29	286	8.2
Johnson	30-22	84-187	23-36	100	94	5	19	242	8.1
Zeisloft	35-8	72-172	19-21	57	29	3	7	228	6.5
Hartman	35-24	65-144	16-19	109	60	10	28	175	5.0
Anunoby	34-0	66-116	20-42	90	18	26	27	165	4.9
Morgan	30-0	21-41	24-30	64	5	11	9	71	2.4
Burton	24-0	5-9	0-1	10	1	0	1	14	0.6
Niego	25-0	4-13	1-3	15	6	0	7	11	0.4
Taylor	8-0	1-2	1-2	2	0	0	0	3	0.4
Priller	14-0	1-3	22	5	0	2	4	0.3	0.0
Tharp	5-0	0-0	0-0	0	1	0	0	0	0.0
U Totals	35	1021-2034	504-689	1288	560	137	239	2891	82.6
Opp. Totals	35	905-2037	419-615	1059	423	106	215	2447	69.9

2016-17

Name	G	FG-FGA	FT-FTA	Reb	A	B	S	Pts	Avg
Blackmon	30-30	174-365	72-86	144	56	1	21	511	17.0
Johnson	34-32	162-361	40-53	149	85	3	29	434	12.8
Bryant	34-34	148-285	108-148	226	50	52	26	427	12.6
Anunoby	16-10	68-122	27-48	87	23	21	21	177	11.1
Newkirk	34-32	114-260	44-63	105	108	7	19	307	9.0
Morgan	32-20	86-157	65-88	178	34	29	19	247	7.7
Davis	34-4	66-136	68-90	106	31	24	14	200	5.9
Green	32-3	47-106	24-34	57	34	6	22	142	4.4
Jones	33-1	38-108	18-25	44	31	3	14	115	3.5
McSwain Jr.	31-1	32-58	20-32	77	4	3	10	84	2.7
Priller	9-0	7-9	5-6	11	3	2	0	19	2.1
Gelon	12-0	7-9	5-8	5	0	0	1	22	1.8
McRoberts	31-3	9-27	2-2	45	29	6	12	24	0.8
Taylor	6-0	1-1	0-0	2	0	0	1	2	0.3
Hartman	DNP - injured								
U Totals	34	959-2004	498-683	1326	488	157	209	2711	79.7
Opp. Totals	34	867-2021	524-743	1078	410	136	214	2491	73.3

2017-18

Name	G	FG-FGA	FT-FTA	Reb	A	B	S	Pts	Avg
Morgan	31	195-337	106-168	228	47	44	37	512	16.5
Johnson	31	156-365	57-81	139	84	6	25	435	14.0
Davis	15	56-91	32-64	64	16	22	12	144	9.6
Green	31	80-220	43-61	60	76	6	32	236	7.6
Newkirk	31	73-193	46-57	65	86	8	15	221	7.1
Smith	31	82-149	33-49	98	7	10	7	200	6.5
Durham	31	47-115	40-56	59	39	4	11	148	4.8
Hartman	23	35-95	11-16	62	23	4	9	97	4.2
McSwain Jr.	31	45-101	40-70	140	16	18	10	130	4.2
Jones	7	7-26	3-4	9	3	2	3	21	3.0
McRoberts	28	27-63	11-16	95	33	4	37	78	2.8
Moore	9	3-12	0-0	8	2	6	1	6	0.7
Priller	4	0-0	1-2	2	0	0	0	1	0.3
Taylor	1	0-0	0-0	0	1	0	0	0	0.0
Jager	6	0-0	0-0	0	2	0	0	0	0.0
Lasko	1	0-0	0-0	0	0	0	0	0	0.0
U Totals	31	806-1767	423-644	1090	435	134	199	2229	71.9
Opp. Totals	31	773-1752	397-564	1054	404	124	201	2178	70.3

2018-19

Name	G	FG-FGA	FT-FTA	Reb	A	B	S	Pts	Avg
Langford	32	177-395	140-194	172	75	26	25	528	16.5
Morgan	35	215-385	88-136	287	65	54	41	544	15.5
Green	28	88-219	39-53	96	85	13	38	263	9.4
Durham	34	94-233	54-73	65	54	9	16	282	8.3
Smith	35	122-246	36-70	156	28	15	22	287	8.2
Phinisee	32	78-216	35-53	104	94	4	35	218	6.8
Davis	30	60-100	41-71	76	27	18	13	161	5.4
Fitzner	31	41-99	10-15	63	12	4	9	109	3.5
Forrester	13	12-22	3-9	17	0	4	1	27	2.1
Anderson	21	12-43	0-1	24	8	0	3	31	1.5
Moore	15	7-11	5-12	25	4	3	3	19	1.3
Blackmon, V.	7	3-5	0-0	1	1	0	0	7	1.0
McRoberts	26	8-26	0-0	55	14	1	14	20	0.8
Thompson	9	2-5	2-4	19	1	3	3	6	0.7
Jager	7	0-2	2-4	2	1	0	2	2	0.3
Taylor	7	0-2	0-0	3	0	0	1	0	0.0
U Totals	35	919-2009	455-695	1272	469	154	226	2504	71.5
Opp. Totals	35	862-2057	390-601	1234	471	135	204	2374	67.8

2019-20

Name	G	FG-FGA	FT-FTA	Reb	A	B	S	Pts	Avg
Jackson-Davis	32	159-281	115-168	270	37	59	22	433	13.5
Green	29	103-282	48-68	87	62	6	21	313	10.8
Smith	32	127-258	70-104	165	29	10	31	334	10.4
Durham	32	93-211	90-111	67	80	10	18	312	9.8
Phinisee	27	68-182	37-51	67	93	6	27	196	7.3
Brunk	32	97-186	25-56	165	20	11	6	219	6.8
Hunter	30	36-103	24-32	62	9	7	11	115	3.8
Franklin	32	39-112	24-39	52	41	3	8	119	3.7
Thompson	29	37-80	29-44	114	13	19	20	106	3.7
Anderson	18	17-54	9-10	39	17	3	4	51	2.8
Davis	31	35-70	15-33	41	13	6	11	85	2.7
Bybee	5	1-1	0-0	0	0	0	0	3	0.6
Chapman	1	0-1	0-0	0	0	0	0	0	0.0
Shipp	1	0-0	0-0	0	0	0	0	0	0.0
Henderson	1	0-0	0-0	0	0	0	0	0	0.0
Childress	4	0-4	0-0	0	0	0	0	0	0.0
U Totals	32	812-1825	486-716	1210	414	140	179	2286	71.4
Opp. Totals	32	754-1809	402-589	1029	387	107	199	2135	66.7

YEARLY STATISTICS

2020-21

Name	G	FG-FGA	FT-FTA	Reb	A	B	S	Pts	Avg
Jackson-Davis	27	183-354	150-229	243	39	38	20	516	19.1
Franklin	22	87-203	40-54	91	47	5	26	250	11.4
Durham	26	87-224	81-103	81	67	3	14	293	11.3
Thompson	27	87-169	70-114	167	37	34	28	247	9.1
Phinisee	27	69-199	30-47	63	77	10	22	193	7.1
Hunter	25	59-136	14-27	75	15	3	9	157	6.3
Galloway	25	35-84	14-19	47	39	1	11	90	3.6
Geronimo	21	19-37	5-18	37	5	2	6	47	2.2
Lander	26	18-70	7-8	21	30	4	9	55	2.1
Leal	20	10-32	3-5	27	20	1	9	32	1.6
Bybee	2	0-1	2-2	0	0	0	0	2	1.0
Shipp	1	0-1	0-0	0	0	0	0	0	0.0
Childress	4	0-0	0-0	2	0	0	1	0	0.0
IU Totals	27	654-1510	416-626	933	376	101	155	1882	69.7
Opp. Totals	27	655-1539	370-516	973	319	98	159	1873	69.4

2021-22

Name	G	FG-FGA	FT-FTA	Reb	A	B	S	Pts	Avg
Jackson-Davis	35	246-418	147-218	284	66	81	22	639	18.3
Johnson	34	131-323	115-147	128	172	5	40	413	12.1
Thompson	35	257-293	58-89	263	50	24	37	387	11.1
Stewart	34	70-187	18-28	72	33	2	14	211	6.2
Kopp	35	69-194	32-37	89	37	9	15	209	6.2
Galloway	20	45-97	13-20	33	36	5	18	109	5.5
Phinisee	25	43-138	7-17	52	43	5	20	112	4.5
Geronimo	34	57-110	25-44	121	9	24	9	148	4.4
Bates	32	44-130	20-24	40	20	4	8	125	3.9
Lander	13	14-31	6-9	10	12	1	4	38	2.9
Leal	17	11-27	4-6	16	18	1	6	33	1.9
Durr	30	13-34	19-26	31	14	7	3	45	1.5
Childress	3	1-2	0-0	5	0	0	0	3	1.0
Duncomb	9	2-4	2-2	6	1	1	1	6	0.7
IU Totals	35	903-1988	466-666	1267	511	169	197	2478	70.8
Opp. Totals	35	793-2004	466-615	1178	378	94	231	2316	66.4

2022-23

Name	G	FG-FGA	FT-FTA	Reb	A	B	S	Pts	Avg
Jackson-Davis	32	262-451	146-210	346	129	92	27	670	20.9
Hood-Schifino	32	168-403	59-76	132	117	8	26	432	13.5
Johnson	11	34-82	31-39	36	54	0	13	109	9.9
Thompson	30	97-197	45-65	155	30	27	29	251	8.4
Kopp	35	100-208	19-23	89	43	5	24	282	8.1
Galloway	35	77-163	29-45	96	66	2	22	213	6.7
Reneau	35	89-161	35-49	131	27	9	16	215	6.1
Bates	35	76-194	25-27	56	39	2	16	214	6.1
Geronimo	27	46-84	16-26	66	8	23	13	113	4.2
Duncomb	9	12-16	2-7	15	2	5	1	26	2.9
Banks	24	16-29	15-28	21	8	2	4	49	2.0
Gunn	20	17-55	4-5	12	8	2	10	40	2.0
Leal	11	0-0	2-2	2	1	0	1	2	0.2
Childress	5	0-1	0-0	1	1	0	1	0	0.0
Shipp	3	0-0	0-0	0	0	0	0	0	0.0
Burke	1	0-0	0-0	0	0	0	0	0	0.0
Orbaugh	1	0-0	0-0	0	0	0	0	0	0.0
IU Totals	35	994-2044	428-602	1250	533	177	203	2616	74.7
Opp. Totals	35	852-2084	437-621	1199	408	111	229	2404	68.7

IU YEAR-BY-YEAR TEAM STATS

Year	G	FG-FGA	3FG-3FGA	FT-FTA	Off. Reb	Def. Reb	Total Reb	A	TO	B	S	Pts	Avg
1949-50	22	519-1820		382-614								1420	64.5
1950-51	22	518-1741		384-579			845	130				1420	64.5
1951-52	22	586-1723		449-691			840	114				1621	73.7
1952-53	26	737-2019		638-910			1005					2112	81.2
1953-54	24	611-1666		591-907								1813	75.5
1954-55	22	553-1649		563-784								1669	75.9
1955-56	22	643-1665		513-720			870					1799	81.8
1956-57	22	416-1053		284-387			1080					1702	77.3
1957-58	24	742-1859		431-619			1127					1915	79.8
1958-59	22	690-1684		369-543			1245					1749	79.5
1959-60	24	809-1824		379-554			1241					1997	83.2
1960-61	24	718-1786		376-589			1363					1812	75.5
1961-62	24	810-1939		469-641			1313					2089	87.0
1962-63	24	764-1769		504-702			1162					2032	84.7
1963-64	24	793-1925		446-605			1239					2032	84.7
1964-65	24	868-1895		464-604			1122					2200	91.7
1965-66	24	717-1725		422-559			1043					1856	77.3
1966-67	26	846-1975		431-647			1337					2123	81.7
1967-68	24	753-1860		429-629			1218					1935	80.6
1968-69	24	753-1860		429-629			1218					1947	81.1
1969-70	24	799-1833		430-614			1105					2028	84.5
1970-71	24	889-1924		402-625			1307					2180	90.8
1971-72	25	714-1573		412-592			1154	327				1840	73.6
1972-73	28	890-1871		403-571			1184	380				2183	77.9
1973-74	28	921-1903		312-455			1217	479				2154	76.9
1974-75	32	1148-2256		521-726			1433	603				2817	87.1
1975-76	32	1083-2094		462-662			1324	655				2628	82.1
1976-77	27	778-1623		356-514			1117	440				1912	70.8
1977-78	29	790-1580		459-654			1065	434				2039	70.3
1978-79	34	884-1755		519-719			1210	554	82	207		2287	67.3
1979-80	29	777-1586		425-603			1036	474				1979	68.2
1980-81	29	777-1586		425-603			1036	474				1979	68.2
1981-82	29	769-1563		466-633			1091	498				2004	69.1
1982-83	30	811-1553		494-662			1031	504				2146	71.5
1983-84	31	764-1463		490-683			892	459				2018	65.1
1984-85	33	956-1810		437-613			1045	592	102	188		2349	71.2
1985-86	29	880-1638		453-615			912	438	82	180		2213	76.3
1986-87	34	1033-2015	130-256	610-795			1189	543	449	135	215	2806	82.5
1987-88	29	876-1702	84-180	448-607			958	491	382	131	175	2284	78.8
1988-89	35	954-1927	121-256	718-978			1236	528	479	116	201	2747	78.5
1989-90	29	824-1603	93-213	524-715			969	465	418	76	150	2265	78.1
1990-91	34	1043-1955	120-294	676-927			1155	636	483	111	247	2882	84.8
1991-92	34	990-1974	162-384	695-949			1268	590	423	122	250	2837	83.4
1992-93	35	1076-2062	197-464	679-947			1281	620	450	99	218	3028	86.5
1993-94	30	832-1720	182-401	582-776			1145	523	476	125	183	2428	80.9
1994-95	31	870-1796	107-297	498-748			1172	487	477	146	184	2345	75.6
1995-96	31	807-1709	184-470	551-784			1147	506	467	111	193	2349	75.8
1996-97	33	772-1764	179-479	674-880	388	804	1183	459	507**	132	212	2397	72.6
1997-98	32	879-1792	186-489	513-702	327	752	1079	568	498**	105	235	2457	76.8
1998-99	34	922-1965	193-534	528-757	369	830	1199	563	507	115	259	2565	75.4
1999-2000	29	811-1697	127-337	504-711	329	798	1128	466	425	141	217	2253	77.7
2000-01	34	858-1896	181-500	511-804	377	891	1268	513	497	178	231	2408	70.8
2001-02	37	916-1990	270-659	505-728	406	897	1303	546	508	192	254	2607	70.5
2002-03	34	788-1551	254-727	546-760	377	857	1234	470	392	175	146	2376	69.9
2003-04	29	646-1628	204-618	385-532	342	679	1021	346	360	360	147	1881	64.9
2004-05	29	631-1486	173-513	415-581	305	594	899	339	374	129	191	1850	63.8
2005-06	31	797-1730	276-699	361-523	319	734	1053	466	446	72	196	2231	72.0
2006-07	32	783-1755	252-661	428-603	375	707	1082	424	396	140	206	2246	70.2
2007-08	33	839-1814	221-633	577-760	386	861	1247	436	449	125	233	2476	75.0
2008-09	31	659-1532	167-498	377-581	314	638	952	364	542	64	191	1862	60.1
2009-10	31	703-1688	160-469	487-705	395	694	1088	375	486	107	211	2053	66.2
2010-11	32	789-1713	189-546	489-546	339	710	1049	393	415	84	201	2226	69.6
2011-12	36	949-1928	229-531	655-858	383	857	1240	487	463	115	233	2782	77.3
2012-13	36	951-1972	257-637	672-904	439	939	1378	515	469	130	255	2831	78.6
2013-14	32	780-1741	176-512	576-789	396	846	1242	368	482	138	190	2312	72.2
2014-15	34	923-1989	319-786	468-651	407	817	1224	473	392	108	170	2633	77.4
2015-16	35	1021-2034	345-830	504-689	414	874	1288	560	474	137	239	2891	82.6
2016-17	34	959-2004	295-776	498-683	413	913	1326	488	517	157	209	2711	79.9
2017-18	31	806-1767	194-602	423-644	345	754	1090	435	386	134	199	2229	71.7
2018-19	35	919-2009	211-676	455-695	341	931	1272	469	433	154	226	2504	71.5
2019-20	32	812-1825	176-540	486-716	361	849	1210	414	402	140	179	2286	71.4
2020-21	27	654-1510	158-488	416-626	244	689	933	376	322	101	155	1882	69.7
2021-22	35	903-1988	206-619	466-666	319	948	1267	511	415	169	197	2478	70.8
2022-23	35	968-1981	192-519	419-588	309	910	1219	523	390	170	194	2547	74.9

OPPONENT YEAR-BY-YEAR TEAM STATS

Year	G	FG-FGA	3FG-3FGA	FT-FTA	Off. Reb	Def. Reb	Total Reb	A	TO	B	S	Pts	Avg
1949-50	22	445-1516		352-584								1242	56.5
1950-51	22	387-1389		399-681								1173	53.3
1951-52	22	522-1698		426-688			765	49				1470	66.8
1952-53	26	611-2041		586-937			792					1808	69.5
1953-54	24	550-1794		496-844								1613	67.2
1954-55	22	590-1553		563-870								1743	79.2
1955-56	22	623-1789		480-718			967					1726	78.4
1956-57	22	414-1118		206-351			990					1605	72.9
1957-58	24	716-1874		450-686			1127					1882	78.4
1958-59	22	626-1713		434-655			1081					1686	76.6
1959-60	24	672-1763		410-598			1079					1754	73.1
1960-61	24	652-1738		409-637			1144					1713	71.4
1961-62	24	754-1852		604-866			1302					2112	88.0
1962-63	24	801-1885		413-612			1283					2015	84.0
1963-64	24	779-1858		455-667			1291					2013	83.9
1964-65	24	721-1725		472-689			1231					1914	79.8
1965-66	24	725-1724		498-680			1227					1948	81.2
1966-67	26	743-1878		525-773			1308					2011	77.3
1967-68	24	728-1728		518-764			1231					1974	82.3
1968-69	24	728-1728		518-764			1231					2031	84.6
1969-70	24	841-1613		459-648			1042					2141	89.2
1970-71	24	820-1749		427-591			1025					2067	86.1
1971-72	25	640-1609		398-616			1072	244				1678	67.1
1972-73	28	821-1861		313-471			1158	247				1955	69.6
1973-74	28	739-1673		349-527			1020	294				1827	65.3
1974-75	32	866-1969		377-548			1154	356				2109	65.7
1975-76	32	837-1921		400-572			1143	325				2074	64.8
1976-77	27	701-1644		380-556			1005	310				1782	66.0
1977-78	29	723-1720		404-579			1092	316				1850	63.8
1978-79	34	847-2006		386-549			1185	412	68	214		2080	61.2
1979-80	29	692-1569		412-586			1002	340				1796	61.9
1980-81	35	793-1820		462-645			1104	414				2048	58.5
1981-82	29	683-1569		412-599			943	378				1778	61.3
1982-83	30	732-1679		334-497			989	350				1832	61.1
1983-84	31	711-1629		411-579			953	335				1833	59.1
1984-85	33	860-1885		443-639			1060	402		87	167	2163	65.5
1985-86	29	786-1681		396-565			935	360		68	153	1968	67.9
1986-87	34	937-2077	118-307	420-620			1179	448	519	83	179	2412	70.9
1987-88	29	766-1693	106-218	419-608			993	355	434	55	198	2057	70.9
1988-89	35	953-2187	143-375	438-637			1277	473	498	100	196	2487	71.1
1989-90	29	78-1710	105-301	393-579			955	150	417	79	174	2054	70.8
1990-91	34	886-2046	162-426	420-641			1155	449	628	74	168	2352	69.2
1991-92	34	809-1988	192-491	428-611			1116	410	555	102	155	2238	65.8
1992-93	35	951-2176	192-533	412-588			1178	468	541	89	198	2506	71.6
1993-94	30	835-1972	215-580	427-634			1081	465	409	82	219	2312	77.1
1994-95	31	771-1881	186-555	430-632			1089	387	482	71	198	2158	69.6
1995-96	31	757-1853	205-613	423-623			1082	420	461	80	215	2142	69.1
1996-97	33	826-1957	181-543	414-626	442	730	1163	445	500**	90	220	2247	68.1
1997-98	32	865-1940	201-589	415-615	435	685	1115	503	495	73	242	2346	73.3
1998-99	34	865-2066	213-615	423-602	456	796	1252	510	567	130	236	2366	69.6
1999-2000	29	696-1792	181-546	412-600	402	669	1070	391	463	102	199	1985	68.4
2000-01	34	761-1930	179-541	485-678	377	820	1197	402	510	109	256	2186	64.3
2001-02	37	847-2074	202-562	420-634	444	797	1241	412	520	137	264	2316	62.6
2002-03	34	824-1982	160-545	472-658	407	814	1221	411	355	120	214	2280	67.1
2003-04	29	703-1655	154-461	154-461	348	706	1055	356	347	104	175	1961	67.6
2004-05	29	632-1504	164-495	417-565	345	632	977	348	409	85	204	1845	63.6
2005-06	31	741-1703	174-559	414-585	324	695	1017	400	451	109	213	2065	66.6
2006-07	32	657-1580	144-464	518-730	330	674	1004	325	463	98	188	1976	61.8
2007-08	33	774-1879	229-671	379-583	353	684	1037	434	445	94	202	2156	65.3
2008-09	31	786-1634	216-558	402-590	311	655	966	463	438	146	268	2190	70.6
2009-10	31	768-1731	186-566	493-712	389	715	1101	441	435	160	220	2215	71.5
2010-11	32	703-1622	202-555	574-815	317	702	1019	377	412	118	207	2182	68.2
2011-12	36	847-1988	219-628	479-682	391	703	1094	376	482	146	241	2392	66.4
2012-13	36	815-2089	208-685	398-563	429	686	1115	353	509	130	230	2236	62.1
2013-14	32	757-1837	182-609	466-653	328	669	997	331	393	153	238	2162	67.6
2014-15	34	900-1986	196-604	442-651	374	748	1122	428	364	146	209	2438	71.7
2015-16	35	905-2037	218-636	419-615	361	698	1059	423	458	106	215	2447	69.9
2016-17	34	867-2021	233-692	524-743	355	723	1078	410	379	136	214	2491	73.3
2017-18	31	773-1752	235-640	397-564	314	740	1054	404	417	124	201	2178	70.3
2018-19	35	862-2057	260-785	390-601	363	871	1234	471	439	135	204	2374	67.8
2019-20	32	754-1809	225-698	402-589	276	753	1029	387	392	107	199	2135	66.7
2020-21	27	655-1539	193-578	370-516	260	713	973	319	330	98	159	1873	69.4
2021-22	35	793-2004	265-803	465-615	320	858	1178	378	425	94	231	2316	66.2
2022-23	35	818-2014	254-764	429-608	359	792	1151	394	379	108	222	2319	68.2

ALL-TIME HEAD COACHES

J.H. HORNE - 1901

1-4 (.250), 0-2 (.000)

J.H. Horne was the first coach in Indiana history and coached the Hoosiers in 1901. He led the squad to a 1-4 overall record with an 0-2 record in the Big Ten Conference.

PHELPS DARBY - 1902

4-4 (.500), 0-2 (.000)

Phelps Darby coached the Hoosiers in 1902. Darby, who also served as the center on the team, led the team to a .500 record (4-4) and a 0-2 record in the Big Ten Conference.

WILLIS COVAL - 1903-04

13-8 (.619), 0-4 (.000)

Not only serving as head coach but also as a reserve guard was highly-touted football player Willis Coval. Coval led the Hoosiers to their first pair of winning seasons. The team went 8-4 in 1903 and 5-4 in 1904 under his guidance. The Big Ten Conference slump continued for Indiana after Coval's teams went a combined 0-4 in conference play.

ZORA G. CLEVINGER - 1905-06

12-21 (.364), 3-3 (.500)

The Hoosiers' fourth coach was Indiana football All-American Zora G. Clevenger who served the squad in 1905 and 1906. Clevenger led the Hoosiers to a 12-21 record, and guided the team to its first Big Ten Conference victory and .500 conference season at 3-3. Clevenger later served as the athletic director at Indiana University and is in both the College Football and the IU Athletic Hall of Fames.

JAMES SHELDON - 1907

9-5 (.643)

James Sheldon, a lawyer and one of IU's most successful football coaches, spent one season as the head coach of the Hoosiers and led them to a 9-5 record.

ED COOK - 1908

9-6 (.600), 2-4 (.333)

Ed Cook led the Hoosiers in 1908. Under his guidance, the Hoosiers finished 9-6 overall and 2-4 in the Big Ten Conference.

ROBERT HARRIS - 1909

5-9 (.357), 2-6 (.250)

Robert Harris coached the Hoosiers in 1909 and led them to a 5-9 season. The Big Ten Conference slump took hold again as for the second consecutive year Indiana finished under .500, going 2-6.

JOHN GEORGEN - 1910

5-8 (.385), 3-7 (.300)

John Georgen coached the Hoosiers in 1910 and led them to a 5-8 season including a 3-7 season in the Big Ten Conference.

OSCAR RACKLE - 1911

11-5 (.688), 5-5 (.500)

Oscar Rackle led the Hoosiers to its first .500 season in the Big Ten Conference since 1906 in 1911. Rackle coached the Hoosiers to an 11-5 overall record and finished the season 5-5 in the Big Ten.

JAMES KASE - 1912

6-11 (.353), 1-9 (.100)

James Kase coached the Hoosiers in 1912. He led Indiana to a 6-11 season and a 1-9 Big Ten Conference record.

ARTHUR POWELL - 1913

5-11 (.312), 0-10 (.000)

Arthur Powell led Indiana to an overall record of 5-11 and for the first time in its history IU finished the Big Ten regular season winless, going 0-10.

ARTHUR BERNDT - 1914-15

6-21 (.222), 2-20 (.091)

Indiana Hall of Famer Arthur "Cotton" Berndt coached the Hoosiers in 1914 and 1915. Later the Mayor of Bloomington, he finished his two-year tenure with a mark of 6-21.

ALLAN WILLISFORD - 1916

6-7 (.462), 3-5 (.375)

Allan Willisford led the Hoosiers in 1916 and finished the year with a 6-7 overall record. He also coached Indiana to a 3-5 Big Ten Conference record.

G.S. LOWMAN - 1917

13-6 (.684), 3-5 (.375)

G.S. Lowman coached Indiana in 1917 leading the team to a 13-6 overall record. In the Big Ten Conference, Lowman finished his coaching career with a 3-5 record.

DANA M. EVANS - 1918-19

20-11 (.645), 7-9 (.438)

Dana M. Evans led the Hoosiers in 1918 and 1919. He coached them to a 20-11 overall record and a Big Ten mark of 7-9.

EWALD O. STIEHM - 1920

13-8 (.619), 6-4 (.600)

Ewald O. Stiehm coached Indiana in 1920. He led them to a 13-8 overall record including a Big Ten Conference record of 6-4.

GEORGE W. LEVIS - 1921-22

25-16 (.610), 9-12 (.429)

George W. Levis, a two-time All-American at Wisconsin, spent two seasons with the Hoosiers, 1921 and 1922. He led the squad to a 25-16 overall record and a 9-12 mark in the Big Ten Conference.

LESLIE MANN - 1923-24

19-13 (.594), 12-12 (.500)

Leslie Mann, a major league outfielder who played in two World Series, coached the Hoosiers for two seasons in 1923 and 1924. The squad, under Mann's guidance, finished 19-13 in those two years with a .500 Big Ten Conference record of 12-12.

ALL-TIME HEAD COACHES

EVERETT DEAN - 1925-38

162-93 (.635), 96-72 (.571)

From being the first All-American basketball player at Indiana University to receiving the Big Ten medal for academic and athletic excellence, Everett Dean was the choice to lead the Hoosiers through the Roaring 20s. Dean led the Hoosiers to their first-ever Big Ten Conference co-championship which they clinched in a 15-point victory over Wisconsin to end the 1926 season. He led the squad to two more Big Ten titles and had an impressive overall career record of 162-93 with a Big Ten mark of 96-72 which was by far the most successful coaching career in Indiana basketball history at the time. Dean's era officially kicked off the tradition of Hoosier basketball at Indiana University that continues today. Dean was inducted into the Indiana University Athletic Hall of Fame in 1982.

BRANCH MCCrackEN - 1939-43, 1947-65

364-174 (.677), 210-116 (.644)

While Dean's era dug the foundation for college basketball at Indiana, Branch McCracken's two stints as Indiana University Head Basketball Coach were the concrete needed to solidify that foundation. McCracken spent 24 years at the helm of the "Hurryin' Hoosiers" and brought two National Championships, four Big Ten Championships and IU's first four 20-win seasons to Bloomington. The first national title came in 1940 when the Hoosiers finished 20-3 overall and 9-3 in the Big Ten. NCAA Championship number two came in the 1952-53 season when the squad racked up a then-school-record 23 wins to only three losses, an unprecedented 17-1 Big Ten record and IU's first number 1 national ranking and first outright Big Ten Championship. McCracken led the squad to a 364-174 overall record and a 210-116 Big Ten record. His 450 career wins places him 76th on the NCAA's all-time victories list and 86th on the all-time winningest coaches list. McCracken served as a lieutenant in the U.S. Army in World War II from 1944-46. The legendary coach was elected to the Indiana University Athletic Hall of Fame in 1982.

HARRY C. GOOD - 1944-46

35-29 (.547), 14-22 (.389)

Harry C. Good coached the Hoosiers for three seasons from 1944-1946 while Branch McCracken served as a lieutenant in the U.S. Army. He led Indiana to a 35-29 overall mark and a Big Ten Conference mark of 14-22.

LOU WATSON - 1966-71

62-60 (.508), 31-39 (.443)

Lou Watson spent six seasons with the Hoosiers. From 1966-1971 he coached the Hoosiers to a 62-60 overall record and a 31-39 Big Ten Conference mark. Watson, in 1970, coached an IU legend who only spent one season as a Hoosier. George McGinnis led the Big Ten in scoring (29.9 ppg) and rebounding (14.5 rpg). His 29.9 points per game average is still the highest single-season average in the history of Indiana basketball.

JERRY OLIVER - 1970


7-17 (.292), 3-11 (.214)

Jerry Oliver spent one season as the acting head coach of Indiana basketball. He was named acting head coach after head coach Lou Watson had surgery to remove cancer from his back. Oliver led the Hoosiers to a 7-17 overall mark including a 3-11 record in the Big Ten Conference.

BOB KNIGHT - 1972-2000

662-239 (.735), 353-151 (.700)

From the plaid jacket to the famed red sweater the name Bob Knight became synonymous with Indiana University basketball and in his 29 seasons no one could deny him that distinction. "The General" led the Hoosiers to three national championships, 11 Big Ten championships and one National Invitation Tournament title. The greatest accomplishment in the Bob Knight era was the 1975-76 National Championship run where the Hoosiers began the year as the Associated Press' preseason number one team and carried that ranking all the way through the season to Knight's first and the school's third NCAA Championship. That squad was also the last team to finish the season perfect with a 32-0 overall record and an 18-0 Big Ten mark. Knight's second title came during the 1980-81 season when Isiah Thomas led the squad to the NCAA title over the North Carolina Tar Heels. The squad's final championship of the Knight era came in the 1986-87 season when Keith Smart hit the game-winning shot to defeat Syracuse in the national title game. Knight's career saw numerous achievements by both the coach himself and his players. He was awarded with National Coach-of-the-Year honors on four occasions in 1975, 76, 87 and 1989. He ranks sixth on the all-time coaches list for victories and is the 30th winningest coach of all-time. Under Knight's leadership, Calbert Cheaney became the all-time leading scorer in Big Ten history. He also coached nine Big Ten MVPs and had a total of 27 All-Americans play in Assembly Hall. Knight had an overall Indiana record of 662-239 and a Big Ten Conference mark of 353-151. He was inducted into the IU Athletic Hall of Fame in 2009.

**^ MIKE DAVIS - 2000-06**

115-79 (.592), 55-41 (.573)

Mike Davis served as Indiana head coach from 2000-06, and he compiled a 115-79 overall record and a 55-41 Big Ten Conference ledger. Davis was the first coach in IU history to open his tenure with three straight 20-plus win seasons and three straight NCAA Tournament appearances. Davis directed the Hoosiers to a share of the 2002 Big Ten championship and an appearance in the 2002 national championship game. Davis led IU to post-season appearances five of his six years as head coach (four NCAA and one NIT), and the Hoosiers defeated 22 nationally-ranked opponents in his tenure.

KELVIN SAMPSON - 2006-08

43-15 (.741), 20-9 (.690)

Two-time National Coach of the Year Kelvin Sampson was named the 26th head coach in Indiana University history on March 29, 2006. In his first year at IU, Sampson's squad finished 21-11 and tied a school record by going 15-0 at Assembly Hall. The Hoosiers earned their 34th NCAA Tournament bid, advanced to the second round of

ALL-TIME HEAD COACHES

the West Regional after defeating Gonzaga, 70-57, in the first round, and were ranked as high as 19th in the country during the regular season. During his second year, the Hoosiers were nationally ranked for the majority of the year and were ranked as high as eighth in the country. However, prior to the start of the season, IU announced that a series of recruiting sanctions and corrective actions were being imposed on Sampson and his staff. When the NCAA announced that possible major violations had occurred during his tenure, Sampson resigned after leading IU to a 22-4 record.

DAN DAKICH - Feb. 2008-Mar. 2008 3-4, (.429), 2-2 (.500)

Longtime assistant and former player Dan Dakich served as the interim coach for the Hoosiers following the resignation of Kelvin Sampson. He guided IU to a win at Northwestern and triumphs at home against Ohio State and Minnesota. He also took the Hoosiers to their 35th NCAA Tournament appearance.



^ TOM CREAN - 2008-17 166-135, (.551), 71-91 (.438)

Tom Crean was named head coach on April 2, 2008. He suited up the least experienced team in Big Ten history during his first season and took his team to the EA Sports Maui Invitational and had the Hoosiers play the first-ever game in Lucas Oil Stadium against Gonzaga. His first recruiting class in 2009 was ranked tops in the Big Ten and among the top 10 in the country. In year two, the Hoosiers defeated Pitt at Madison Square Garden and Crean picked up his first conference road win at Penn State. The third year saw the Hoosiers defeat No. 20 Illinois and No. 18 Minnesota in Assembly Hall to give Crean his first two victories over ranked opponents at Indiana. He led IU to a 27-9 mark and a berth in the Sweet Sixteen in year four and defeated the No. 1, No. 2 and No. 5 squads in the country while posting a 15 1/2 game turnaround, the largest among major college programs. He was named National Coach of the Year by ESPN.com following the season. The 2012-13 season saw the Hoosiers finish 29-7 and win their first outright Big Ten Conference championship in 20 years when they won at Michigan, 72-71 on the final day of the regular season. IU made its second straight Sweet Sixteen appearance and spent 11 weeks as the No.1 team in the country. In addition, he saw Victor Oladipo and Cody Zeller earn first-team All-American honors, while Oladipo was named Sporting News Player of the Year. In 2013-14, Noah Vonleh was named Big Ten Freshman of the Year and helped Indiana win four games against Top 25 teams. The 2014-15 season saw IU advance to the NCAA Tournament while the Hoosiers set a school record by making 319 three-point field goals. Indiana also picked up four wins over top 25 teams during the season. In 2015-16, the Hoosiers finished 27-8 and

won their second Big Ten outright title in four years with a 15-3 conference mark. Crean was named the consensus 2016 Big Ten Coach of the Year following the campaign. IU finished the season ranked ninth in the final USA Today Coaches Poll and defeated No. 10 Kentucky, 73-67, to advance to the Sweet Sixteen. Senior Kevin "Yogi" Ferrell was a consensus All-American. In an injury riddled 2016-17, highlights included wins over #3 Kansas in the State Farm Armed Forces Classic and over eventual national champion North Carolina in the Big Ten/ACC Challenge.

ARCHIE MILLER - 2017-21 67-58 (.536), 33-44 (.429)

Archie Miller was named as the 29th head coach of the Hoosiers storied men's basketball program on March 25, 2017. Miller and his staff landed McDonald's All-Americans in in back-to-back seasons (Romeo Langford and Trayce Jackson Davis) and saw his team in 18-19 beat four ranked teams (Marquette, Wisconsin and Michigan State twice). Their 2018 recruiting class was ranked seventh in the country. IU was poised to earn an NCAA berth before in 2020 when COVID-19 shut down the campaign. The Hoosiers posted five wins over nationally ranked opponents that season.

MIKE WOODSON 44-26 (.629), 21-19 (.425)

Former All-American Mike Woodson was named the 30th coach in IU history on March 28, 2021. He led the Hoosiers to back-to-back trips to the Big Ten Tournament semifinals and consecutive trips to the NCAA Tournament in his first two seasons at Indiana. In his debut year, he led IU to its first NCAA Tournament appearance since 2016 and saw them make their first appearance in the Big Ten semifinals since 2013. His 2022 recruiting class was ranked 8th in the country by 247Sports.com.

Coach	Years	W	L	Pct.
J.H. Horne	1901	1	4	.200
Phelps Darby	1902	4	4	.500
Willis Coval	1903-04	13	8	.619
Zora G. Clevenger	1905-06	12	21	.364
James Sheldon	1907	9	5	.643
Ed Cook	1908	9	6	.600
Robert Harris	1909	5	9	.357
John Georgen	1910	5	8	.385
Oscar Rackle	1911	11	5	.688
James Kase	1912	6	11	.353
Arthur Powell	1913	5	11	.312
Arthur Berndt	1914-15	6	21	.222
Allan Willisford	1916	6	7	.462
G.S. Lowman	1917	13	6	.684
Dana M. Evans	1918-19	20	11	.645
Ewald O. Stiehm	1920	13	8	.619
George W. Lewis	1921-22	25	16	.610
Leslie Mann	1923-24	19	13	.594
Everett Dean	1925-38	162	93	.635
Branch McCracken	1939-43, 47-65	364	174	.677
Harry C. Good	1944-46	35	29	.547
Lou Watson	1966-71	62	60	.508
Jerry Oliver	1970	7	17	.292
Bob Knight	1972-00	662	239	.735
Mike Davis	2000-06	115	79	.592
Kelvin Sampson	2006-08	43	15	.741
Dan Dakich	2008	3	4	.429
Tom Crean	2008-17	166	135	.551
Archie Miller	2017-21	67	58	.536
Mike Woodson	2021-23	44	26	.629

ALL-TIME COACHING STAFF

HARRY GOOD ERA (interim)

1943-44	Bill Johnson
1944-45	Bill Johnson
1945-46	No Assistant


BRANCH McCracken ERA

1938-39	Ralph Graham
1939-40	Ralph Graham
1940-41	Ralph Graham
1941-42	Ralph Graham
1942-43	Bill Johnson
1946-47	No Assistant
1947-48	Jay McCreary, Ernie Andres
1948-49	Jay McCreary, Ernie Andres
1949-50	Ernie Andres
1950-51	Ernie Andres
1951-52	Ernie Andres
1952-53	Ernie Andres
1953-54	Ernie Andres, Phil Buck
1954-55	Ernie Andres, Lou Watson
1955-56	Ernie Andres, Lou Watson
1956-57	Ernie Andres, Lou Watson
1957-58	Ernie Andres, Lou Watson
1958-59	Lou Watson, Gene Ring
1959-60	Lou Watson, Gene Ring
1960-61	Lou Watson
1961-62	Lou Watson, Don Luft
1962-63	Lou Watson, Don Luft
1963-64	Lou Watson, Don Luft
1964-65	Lou Watson, Don Luft

LOU WATSON ERA

1965-66	Don Luft, Tom Bolyard
1966-67	Don Luft, Tom Bolyard
1967-68	Don Luft, Tom Bolyard
1968-69	Jerry Oliver, Tom Bolyard
1969-70	Jerry Oliver*, Tom Bolyard
1970-71	Jerry Oliver, Tom Bolyard

*Acting Head Coach, Lou Watson was ill



Joby Wright (left) and Dan Dakich (right)

BOB KNIGHT ERA

1971-72	Dave Bliss, John Hulls, Bob Weltlich
1972-73	Dave Bliss, John Hulls, Bob Weltlich
1973-74	Dave Bliss, Bob Donewald, Bob Weltlich
1974-75	Dave Bliss, Bob Donewald, Bob Weltlich
1975-76	Harold Andreas, Bob Donewald, Bob Weltlich
1976-77	Harold Andreas, Bob Donewald, Tom Miller, Ted Chidster
1977-78	Bob Donewald, Tom Miller, Jim Crews
1978-79	Gerry Gimelstob, Tom Miller, Jim Crews
1979-80	Gerry Gimelstob, Tom Miller, Jim Crews, Jene Davis
1980-81	Roy Bates, Jim Crews, Jene Davis, Gerry Gimelstob
1981-82	Jim Crews, Jene Davis, Kohn Smith, Joby Wright
1982-83	Jim Crews, Kohn Smith, Royce Waltman, Joby Wright
1983-84	Jim Crews, Kohn Smith, Royce Waltman, Joby Wright
1984-85	Jim Crews, Kohn Smith, Royce Waltman, Joby Wright
1985-86	Ron Felling, Kohn Smith, Royce Waltman, Joby Wright
1986-87	Ron Felling, Kohn Smith, Royce Waltman, Joby Wright
1987-88	Dan Dakich, Ron Felling, Joby Wright, Tates Locke
1988-89	Dan Dakich, Ron Felling, Tates Locke, Joby Wright
1989-90	Dan Dakich, Don Donoher, Ron Felling, Joby Wright
1990-91	Dan Dakich, Norm Ellenberger, Ron Felling
1991-92	Dan Dakich, Norm Ellenberger, Ron Felling
1992-93	Dan Dakich, Norm Ellenberger, Ron Felling
1993-94	Dan Dakich, Norm Ellenberger, Ron Felling
1994-95	Dan Dakich, Norm Ellenberger, Ron Felling
1995-96	Dan Dakich, Ron Felling, Craig Hartman
1996-97	Dan Dakich, Ron Felling, Craig Hartman
1997-98	Mike Davis, Craig Hartman, John Treloar
1998-99	Mike Davis, Pat Knight, John Treloar
1999-00	Mike Davis, Pat Knight, John Treloar

MIKE DAVIS ERA

2000-01	John Treloar, Julius Smith, Dan Panaggio
2001-02	John Treloar, Jim Thomas, Ben McDonald
2002-03	John Treloar, Jim Thomas, Ben McDonald
2003-04	Kerry Rupp, Donnie Marsh, Thad Fitzpatrick
2004-05	Kerry Rupp, Donnie Marsh, Thad Fitzpatrick
2005-06	Kerry Rupp, Donnie Marsh, Sidney Green

KELVIN SAMPSON ERA

2006-07	Ray McCallum, Jeff Meyer, Rob Senderoff
2007-08	Ray McCallum, Jeff Meyer, Rob Senderoff, Dan Dakich, Travis Steele (Interim)

TOM CREAM ERA

2008-09	Tim Buckley, Bennie Seltzer, Roshown McLeod
2009-10	Tim Buckley, Bennie Seltzer, Roshown McLeod
2010-11	Tim Buckley, Bennie Seltzer, Steve McClain
2011-12	Tim Buckley, Bennie Seltzer, Steve McClain
2012-13	Tim Buckley, Steve McClain, Kenny Johnson
2013-14	Tim Buckley, Steve McClain, Kenny Johnson
2014-15	Tim Buckley, Steve McClain, Chuck Martin
2015-16	Tim Buckley, Chuck Martin, Rob Judson
2016-17	Tim Buckley, Chuck Martin, Rob Judson

ARCHIE MILLER ERA



2017-18	Tom Ostrom, Bruiser Flint, Ed Schilling
2018-19	Tom Ostrom, Bruiser Flint, Ed Schilling
2019-20	Tom Ostrom, Bruiser Flint, Mike Roberts
2020-21	Tom Ostrom, Kenya Hunter, Mike Roberts

MIKE WOODSON ERA

2021-22	Dane Fife, Kenya Hunter, Yasir Rosemond
2022-23	Kenya Hunter, Yasir Rosemond, Brian Walsh

BRANCH MCCRACKEN

Branch McCracken Court at Assembly Hall was dedicated on Dec. 18, 1971. The Hoosiers have posted a 564-110 record on their home floor, and this plaque (below, left) is located on the northeast side of the court.



In 1940 the Hoosiers, under the direction of head coach Branch McCracken, won the first of IU's five national titles.

COACH MCCRACKEN BY THE NUMBERS

2

Number of national championships that Branch McCracken won at Indiana (1940, 1953)

4

McCracken brought Indiana its first four 20-plus victory season in school history

4

Number of Big Ten titles that McCracken's teams won

12

Number of times during McCracken's career that the Hoosiers finished either first or second in the Big Ten Conference

64

Number of weeks during McCracken's Indiana tenure that the Hoosiers were ranked among the Top 10 in the AP poll

18

Number of times during McCracken's Indiana career that a Hoosier earned First Team All-Big Ten honors

18.5

McCracken's average number of victories per season at Indiana

20

Number of times during McCracken's Indiana career that a Hoosier earned All-American honors

210

Number of Big Ten victories that McCracken notched at Indiana, the fifth-best total in league history

503

Number of victories that Indiana has posted at Branch McCracken Court at Assembly Hall



Branch McCracken accepts congratulations from Kansas coach "Phog" Allen after the 1940 national championship game.



MCCRACKEN AT INDIANA

- (.677) overall winning percentage
- 1940 and 1953 National Coach of the Year
- 1960 Basketball Hall of Fame inductee
- 1982 Indiana University Athletic Hall of Fame inductee
- Registered first four 20-win seasons in school history
- Ranks among the top six in Big Ten history in career wins and win pct.
- Recorded first two national titles in Indiana history (1940 and 1953)
- Finished either first or second in the Big Ten 12 times in 24 seasons
- Coached 20 All-Americans
- Coached 18 First Team All-Big Ten players
- Averaged nearly 19 wins per season in Bloomington

Branch McCracken's career winning average of .677 still ranks among the top seven in Big Ten Conference history.

BOB KNIGHT

INDIANA BASKETBALL HEAD COACH: 1971-2000



COACH KNIGHT BY THE NUMBERS

3 **NCAA**[®]
CHAMPIONSHIPS
(1971, 1981, and 1987)

12 **BIG**[®]
NVPs COACHED UNDER
BOB KNIGHT

12

11 **BIG**[®]
CHAMPIONSHIPS

Most in conference history, tied with Purdue's Ward Lambert

29 

Number of players who play or did play in the NBA

Number of times during the Knight era that the Hoosiers finished the season ranked in the Top 10 of the coaches or media poll.

24 **NCAA**[®]
TOURNAMENT
APPEARANCES

In his 29 years at Indiana, Coach Knight led the Hoosiers to 24 NCAA Tournaments. During the time span, the next highest total in the conference was 17. The 24 tournament appearances is second among coaches for the most appearances.

28



Number of times Bob Knight led the Hoosiers to a postseason tournament. This includes 24 NCAA appearances, three NIT trips, and one appearance in the CCA.

45 **NCAA**[®]
TOURNEY WINS
ONE OF EIGHT COACHES TO HAVE 45 OR MORE NCAA TOURNAMENT VICTORIES.

57%
INDIANA'S WINNING PERCENTAGE IN BIG TEN ROAD GAMES UNDER COACH KNIGHT.



98%
PERCENTAGE OF KNIGHT'S 43-YEAR PLAYERS WHO GRADUATED AT INDIANA

73.5%
INDIANA'S WINNING PERCENTAGE UNDER BOB KNIGHT, BEST IN THE CONFERENCE DURING THIS TIME SPAN.



BOB KNIGHT

INDIANA BASKETBALL HEAD COACH: 1971-2000




Bob Knight was born in Massillon, Ohio, and played basketball at Orrville High School. He went on to attend Ohio State University, where he was a member of the 1960 national championship team.

Knight then went on to coach the JV basketball team at Cuyahoga Falls (Ohio) High School for one season before enlisting in the U.S. Army. Then in 1965 he was named the head coach of the Army men's basketball program, where he would go on to post a record of 102-50 in six seasons.

In 1971, Knight was named head coach at Indiana University and went on to win three national championships in his 29 years leading the Hoosiers. His overall record was 662-239.

Then in 2001, he was hired as the head coach at Texas Tech where he would spend the next six-plus seasons and compiled a 138-32 record and three trips to the NCAA Tournament.





BOB KNIGHT

INDIANA BASKETBALL HEAD COACH: 1971-2000


On Nov. 6, 2009, legendary IU coach Bob Knight, the winningest NCAA coach in collegiate men's basketball, was among the 2009 Indiana University Intercollegiate Athletics Hall of Fame inductee class. Knight won three national championships, was Big Ten Coach of the Year seven times and National Coach of the Year twice.

Representing Coach Knight that evening was 2008 IU Hall of Famer and former Hoosier basketball standout Steve Downing. The class was officially inducted at the annual Hall of Fame dinner on Nov. 6, and was recognized at halftime of the football game against Wisconsin at Memorial Stadium, the following day.



The Hall of Fame was established in 1982 by the Indiana University Varsity Club National Board of Directors, in cooperation with Indiana University, its Department of Intercollegiate Athletics, the I Association, and the Indiana University Alumni Association. Its purpose is to recognize and honor individuals who have made exceptional contributions to the achievements and prestige of Indiana University in the field of athletics and who have demonstrated the values imparted by intercollegiate athletics. Each year, a subcommittee of the Indiana University Varsity Club National Board of Directors selects inductees for the Hall of Fame. With the 2010 class included, the current number of inductees to the IU Hall of Fame is 170.

COACH KNIGHT'S ACCOMPLISHMENTS AT INDIANA



902
Number of victories
Coach Knight retired with.
The all-time leader in wins
as a head coach.

ONE OF ONLY 23
coaches in NCAA history to have
registered at least 700 victories
and was also the youngest coach
to reach 700 wins.

No other coach has taken teams to every amateur title—three NCAA championships, an NIT title, the Pan American gold and the Olympic gold medal.

662-239
OVERALL RECORD
A .735 winning percentage
during his tenure.

24 **NCAA**
TOURNAMENT APPEARANCES
Winning titles in 1976, 1981 & 1987,
and finishing third in 1975 & 1992.

1991
NAISMITH
HALL OF FAME

BIG **COACH OF THE YEAR**
1973, 1975, 1976, 1980, 1981, and 1989.

11 **BIG**
CHAMPIONSHIPS
Including 7 of the school's 10 outright championships.

20+
WIN SEASONS
IN 21 OUT OF BOB KNIGHT'S
29 YEARS AT INDIANA.

ROSTER BY NUMBER

0
 Years
 Xavier Johnson.....2022, 23
 Cooper Bybee2020, 21
 Romeo Langford2019
 Curtis Jones2017
 Max Bielfeldt2016
 Will Sheehy.....2013, 14
 Kory Barnett.....2010, 11, 12

1
 Jalen Hood-Schifino.....2023
 Rob Phinisee2022
 Aljami Durham2018, 19, 20, 21
 James Blackmon Jr.2015, 16, 17
 Noah Vonleh2014
 Jordan Hulls2010, 11, 12, 13
 Evan White2009
 Michael Santa2009
 Armon Bassett.....2007, 08
 Jared Jefferies.....2001, 02
 Ken Alward1922, 23, 24, 25

2
 Michael Durr.....2022
 Armaan Franklin.....2020, 21
 Johnny Jager2019
 Josh Newkirk.....2017, 18
 Nick Zeisloft2015, 16
 Andrew Calomeris2014
 Christian Watford.....2010, 11, 12, 13
 Matt Roth2009
 DeAndre Thomas.....2008
 James Hardy2005, 06
 A.J. Moye2001, 02, 03, 04
 Lucian Ashby.....1929, 30, 31
 Harlan Logan.....1924, 25

3
 Anthony Leal2021, 22, 23
 Justin Smith.....2018, 19, 20
 OG Anunoby2016, 17
 Max Hoetzel2015
 Jonny Marlin2014
 Maurice Creek2010, 11, 12
 Daniel Moore.....2009
 D.J. White.....2005, 06, 07, 08
 Patrick Ewing Jr.2004, 05
 Tom Coverdale2000, 01, 02, 03
 Charlie Miller.....1995, 96, 97, 98
 Jay Edwards1987, 88, 89
 Jerry Stuteville.....1947, 48, 49, 50
 Ralph Dorsey.....1938
 Ken Gunning.....1935, 36, 37
 Jay Campbell.....1932
 Paul Jasper1929, 30, 31
 Art Beckner1926, 27, 28
 Paul Parker1924, 25

4
 Michael Shipp2023
 KChristian Lander2021, 22
 Trayce Jackson-Davis2020
 Jake Forrester2019
 Robert Johnson.....2015, 16, 17, 18
 Victor Oladipo2011, 12, 13
 Brett Finkelmeier2008, 09, 10
 Bracey Wright.....2003, 04, 05
 Luke Recker.....1998, 99
 Chris Rowles.....1996
 Lyndon Jones1988, 89, 90, 91
 Dale Vieau.....1950, 51, 52
 Gene Farris1948
 Bob Lollar1947
 Bob Cowan1947
 Joseph Normington.....1946
 Gene Farris1944, 45
 Billy McGinnis1943
 Gordon McLaughlin1939
 William Johnson1937, 38
 Wendel Walker.....1934, 35, 36
 Warren Tucker.....1932
 Robert Correll.....1926, 27, 28, 29


5
 Malik Reneau2023
 Michael Shipp2020, 21, 22
 Quentin Taylor2018, 19
 Troy Williams2014, 15, 16
 Jeremiah Rivers2009, 10, 11
 Jordan Crawford2008
 Marco Killingsworth.....2005, 06
 George Leach2000, 01, 02, 03, 04
 Neil Reed1995, 96, 97
 Chuckie White1989
 Samuel Miranda1950, 51, 52
 Bob Lukemeyer.....1949
 Murray Mendenhall.....1947, 48
 Ralph Hamilton1947
 Charles Radcliffe.....1945
 Ed Schienbein1944, 45
 Leroy Mangin1943
 Ernie Andres1938
 Vern Huffman1934, 36, 37
 Bernard Dickey1931, 32, 33
 Dale Wells1927, 28, 29
 Michael Nyikos1924

6
 Tom Satter1951
 Lou Watson.....1947, 48, 49, 50
 Louis Edmonds1946
 George Cherry.....1945
 Charles Traux1944
 James Birr1938
 Roger Ratliff1937
 James Strickland1928, 29, 30
 Karl Bordner1924, 25

7
 Eugene Ring1950, 51
 Don Ritter1948, 49
 Dave Walker1946, 47
 Gene Johnson1945
 George Tipton1944
 John Logan.....1941, 42, 43
 Andy Zimmer1940
 Edgar McCracken1939
 Joseph Platt1938
 Lester Stout1934, 35, 36
 Branch McCracken1928, 29, 30
 Max Lorber1924, 25

8
 William Garrett.....1949, 50, 51
 Stuart Chestnut1948
 Al Herman1947
 Bill Shephard.....1946
 Dave Etchison1945
 Don Earnhart.....1944
 Bill Frey1941, 42
 Richard McGaughey.....1939
 Marv Huffman1938
 Raymond Guard.....1937
 Joseph Platt1936, 37
 Arnold Suddith1932
 Claron Veller1929, 30, 31
 Maurice Starr1927, 28
 Elton Harrison1924, 25

9
 Bob Masters1950, 51, 52
 Bill Tosheff1949
 Jack Herron1944, 45, 46
 Bob Cowan1943
 Chet Francis1939, 40, 41
 Jack Stevenson.....1938
 Bob Etnire.....1935, 36, 37
 Joseph Zeller1931, 32
 Carl Scheid1927, 28, 29
 Robert Sinks1924



Bill Garrett

ROSTER BY NUMBER

10	12	Gary Long.....1959, 60, 61
Kaleb Banks.....2023	Miller Kopp.....2022, 23	Sam Gee.....1956, 57, 58
Rob Phinisee.....2019, 20, 21	Ethan Lasko.....2018	Neal Skeeters.....1954, 55
Johnny Jager.....2017, 18	Hanner Mosquera-Perea...2013, 14, 15	William Ditus.....1953
Ryan Burton.....2015, 16	Verdell Jones III.....2009, 10, 11, 12	Frank O'Bannon.....1950
Evan Gordon.....2014	Donald Perry.....2002, 03, 04, 05	Bob Armstrong.....1947, 48, 49
Jonny Marlin.....2013	Luke Jimenez.....1997, 98, 99, 00	Ray Bradenburg.....1945
Will Sheehey.....2011, 12	Robert Foster.....1994	Roy Kilby.....1942, 43, 46
Roderick Wilmont...2003, 04, 05, 06, 07	Steve Alford.....1984, 85, 86, 87	Peter Grant.....1938
Antwaan Randle El.....1999	Phil Buck.....1949, 50, 51	Charles Mendel.....1936, 37
Mark Robinson.....1988, 89, 90	Norbert Hermann.....1945, 46, 47, 48	John Hobson.....1936
Tony Freeman.....1987	Jim Gridley.....1939, 40, 41	Victor Daurer.....1931, 32
Charles Vaughn.....1950	Jay McCreary.....1938	John Leonard.....1927, 28
John Wallace.....1946, 48	James Birr.....1937	Harold Anderson.....1927
Robert Goodman.....1945	Phil Liehr.....1936	
Ralph Hamilton.....1942	Ernest Youngblood.....1932	16
Harold Zimmer.....1940	Victor Daurer.....1930	Don Loft.....1950, 51
Bill Tipmore.....1939	Jay Campbell.....1929, 31	Stuart Chestnut.....1949
David Bowman.....1938	George Coffey.....1924	Louis Amaya.....1946
Willis Hosler.....1935, 36, 37		Louis Teats.....1945
Bill Blagrove.....1931, 32	13	John Crouch.....1944
Donald Cooper.....1928, 29, 30	Shaan Burke.....2023	Warren Lewis.....1942, 43
Ed Farmer.....1926, 27	Juwan Morgan.....2016, 17, 18, 19	James Clifton.....1940
Earl Knoy.....1924	Austin Etherington.....2012, 13, 14	Russell Clifton.....1939
	Taylor Wayer.....2011	Greg Ricke.....1938
11	Jamarcus Ellis.....2008	Ernie Andres.....1937
CJ Gunn.....2023	Dan Prickett.....1961	Carols Brooks.....1936
Shaan Burke.....2022	Bob Reinhart.....1958, 59, 60	Ray Daurer.....1932, 33
Devonte Green.....2017, 18, 19, 20	Charlie Brown.....1956	
Kevin "Yogi" Ferrell.....2013, 14, 15, 16	Charles Kraak.....1952, 53, 54	17
Daniel Moore.....2010, 11, 12	Sam Esposito.....1952	Bob Dobson.....1951, 52
Errek Suhr.....2004, 05, 06, 07	Richard Baumgartner.....1951, 52, 55	Marvin Christie.....1950
Joe Haarman.....2003	Al Kravolansky.....1947	John Wallace.....1947
Dane Fife.....1999, 00, 01, 02	Jim Ooley.....1938, 39, 40	Jim Powers.....1946
Malcom Sims.....1993	William Squier.....1937	George Laughery.....1945
Todd Jadlow.....1986, 87, 88, 89	Willie Silberstein.....1936	Ralph Hamilton.....1943
Dan Dakich.....1982, 83, 84, 85	Glendon Hodson.....1931, 32, 33	Robert Gwin.....1942
Isiah Thomas.....1980, 81	James Gill.....1927, 28, 29, 30	Willie Silberstein.....1937
Bill Tosheff.....1950, 51		Roger Ratliff.....1936, 1938
Gene Ring.....1949	14	William Cordell.....1932, 33
Lou Jensen.....1947, 48	Nathan Childress.....2020, 21, 22, 23	Leonard Miller.....1930
Tom Schwartz.....1946	Magnus Pelkowski...1985, 86, 87, 88, 89	
Jack Mercer.....1944, 45	Gene Demaree.....1963	18
James Smith.....1943	Paxton Lumpkin.....1956	Jack McDermond.....1951
William Torphy.....1941, 42	James Fields.....1953	Tom Schwartz.....1948, 49, 50
Everett Hoffman.....1940	Phil Byers.....1953, 54, 55	Charles Leedke.....1945
Robert Hansen.....1939	Hal Summers.....1950, 51	Ed Denton.....1941, 42, 43
James Fausch.....1938	Harlan Sturgeon.....1949	Cliff Wiethoff.....1940
Ralph Dorsey.....1937	Ward Williams.....1947, 48	Jim Letterlier.....1939
Charles Scott.....1934, 35, 36	Jim Stepler.....1946	Ed Page.....1938
Bernard Miller.....1929, 30, 31	Marion Fine.....1945	Woodrow Weir.....1932, 33, 34
Harold Sanford.....1924	Bob Rowland.....1944	Carl Eber.....1930
	Irv Swanson.....1941, 42, 43	Leonard Miller.....1929
	Fred Fechtman.....1934, 35, 36, 37	Charles Benzel.....1925, 26, 27, 28
	Floyd Henry.....1933	
	Halary Sawicki.....1932, 33	19
		Jim Schooley.....1951, 52, 53
15	Sebastien Scott.....2021, 22	Charley Meyer.....1947, 48, 49, 50
Adrian Chapman.....2020	Zach McRoberts.....2017, 18, 19	Sam Young.....1943, 44
Harrison Niego.....2016	Devin Davis.....2014, 15	Ed Newby.....1940
Dale Gentil.....1938, 39	Raphael Smith.....2012, 2013	Jacob Betz.....1930, 31
Scott May Jr.....2002	Bawa Muniru.....2010	
	Mike Davis Jr.....2006	
	Scott May Jr.....2002	

ROSTER BY NUMBER

20

De/Ron Davis.....	2017, 18, 19, 20
Jordan Fuchs.....	2015
Taylor Wayer.....	2012, 13, 14
Nick Williams.....	2009
A.J. Ratliff.....	2005, 06, 07, 08
Andre Owens.....	2001
Sherron Wilkerson.....	1994, 95, 96
Greg Graham.....	1990, 91, 92, 93
Rick Calloway.....	1986, 87, 88
Jim Thomas.....	1980, 81, 82, 83
Bill Cunningham.....	1977, 78
Bobby Wilkerson.....	1974, 75, 76
Frank Wilson.....	1971, 72, 73
Mike Niles.....	1968, 69, 70
Mike Bedree.....	1967
Gary Tofil.....	1965
Jack Campbell.....	1964
Dave Granger.....	1961, 62, 63
Al Schlegelmilch.....	1958, 59, 60
Jerry Schofield.....	1957
Jim Barley.....	1954, 55, 56
Goethe Chambers.....	1953
Ward Williams.....	1943
Jack Stevenson.....	1940
Lyman Abbot.....	1937, 38
Warren Tucker.....	1933

21

Jerome Hunter.....	2019, 2020, 21
Freddie McSwain Jr.....	2017, 18
Joe Fagan.....	2014
Ben Allen.....	2006, 07
Mark Johnson.....	2002, 03, 04, 05
Richard Mandeville.....	1994, 95, 96, 97, 98
Chris Reynolds.....	1990, 91, 92, 93
Mike D'Aloisio.....	1989
Winston Morgan.....	1982, 83, 84, 85, 86
Quinn Buckner.....	1973, 74, 75, 76
John Hickey.....	1970
Harold Curdy.....	1967
Dave Holland.....	1962
Leroy Johnson.....	1959, 60
Hallie Bryant.....	1955, 56, 57
Bobby Leonard.....	1952, 53, 54
Otto Case.....	1951
Sheldon Turner.....	1950
Tyrie Robbins.....	1949, 51
Dean Daniels.....	1945
Dick Wittenbraker.....	1942, 43, 46
Max Hasler.....	1940, 41
Bob Dro.....	1939
Taylor Hoffer.....	1932, 33
Maurice Massy.....	1930, 31

22

Jordan Geronimo.....	2021, 22, 23
Jacquez Henderson.....	2020
Clifton Moore.....	2018, 19
Quentin Taylor.....	2016, 17
Stanford Robinson.....	2014, 15
Maurice Creek.....	2013
Lance Sternler.....	2007, 08
Marshall Strickland.....	2003, 04, 05, 06
Jean Paul.....	1995
Damon Bailey.....	1991, 92, 93, 94
Dean Garrett.....	1987, 88
Stew Robinson.....	1983, 84, 85, 86
Steve Reish.....	1979
Wayne Radford.....	1975, 76, 77, 78
Trent Smock.....	1973, 74
Bootsie White.....	1971, 72, 73
Joe Cooke.....	1968, 69, 70
Bill Russell.....	1965, 66, 67
Jimmy Rayl.....	1961, 62, 63
Archie Dees.....	1957, 58
Jim DeKyne.....	1952, 53, 54
John Scott.....	1950
Jack Brown.....	1947, 48, 51
Dick Schneider.....	1945
James Copeland.....	1945
Claude Retherford Jr.....	1944
Jay McCreary.....	1940, 41
Curly Armstrong.....	1939
George Reed.....	1931, 32
Joseph Zeller.....	1930


23

Trayce Jacksin-Davis.....	2021, 22, 23
Damezi Anderson.....	2019, 20
Nate Ritchie.....	2015
Remy Abell.....	2012, 13
Bobby Capobianco.....	2010, 11
Kipp Schutz.....	2009
Eric Gordon.....	2008
Sean Kline.....	2002, 03, 04, 05, 06
Rob Turner.....	1998, 99
Jean Paul.....	1997
Kevin Lemme.....	1996
Steve Hart.....	1994, 95
Jamal Meeks.....	1989, 90, 91, 92
Keith Smart.....	1987, 88


Delray Brooks.....	1985, 86
Chuck Franz.....	1980, 81, 82, 83, 84
Don Cox.....	1979
Jim Wisman.....	1976, 77, 78
Craig Morris.....	1974
Steve Heiniger.....	1972, 73
Larry Gipson.....	1969, 70, 71
Vern Payne.....	1966, 67, 68
Al Harden.....	1963, 64, 65
Jerry Bass.....	1960, 61, 62
Stan Hill.....	1958, 59
Charlie Hodson.....	1955, 56, 57
Jim Phipps.....	1954, 55, 56
Ron Taylor.....	1953
Dick Swan.....	1952
Freeland Armstrong.....	1945, 46
Don Huckleberry.....	1940
William Menke.....	1939

24

Vijay Blackmon.....	2019
Grant Gelon.....	2017
Jackson Tharp.....	2016
Jeff Howard.....	2011, 12, 13, 14
Steven Gambles.....	2009, 10
Brandon McGee.....	2008
Robert Vaden.....	2005, 06
Michael Lewis.....	1997, 98, 99, 00
Matt Nover.....	1989, 90, 91, 92, 93
Daryl Thomas.....	1984, 85, 86, 87
Randy Wittman.....	1979, 80, 81, 82, 83
Steve Ahlfeld.....	1973, 74, 75
Dave Shepherd.....	1972
Kim Pemberton.....	1971
Ken Morgan.....	1969, 70, 71
Bobby Kent.....	1968
Vern Pfaff.....	1964, 65, 66, 67
Ray Pavy.....	1961
Herbie Lee.....	1959, 60
Ray Ball.....	1956, 57, 58
Sherrill Marginet.....	1954
Jack Wright.....	1953
John Wood.....	1952, 55
Tyrie Robbins.....	1950
Ted Kauffman.....	1949
Byard Hey.....	1949
Zygmund Belsowski.....	1945



Chris Reynolds



Bobby Wilkerson

ROSTER BY NUMBER

Herod Toon 1944
 Cliff Forsyth 1941
 John Torphy 1940
 Herm Schaefer 1939
 William Johnson 1939

25

Race Thompson 2019, 20, 21, 22, 23
 Emmitt Holt 2015
 Tom Pritchard 2009, 10, 11, 12
 A. J. Guyton 1997, 98, 99, 00
 Pat Knight 1991, 92, 93, 94, 95
 Cam Cameron 1982, 83
 Tommy Baker 1978, 79
 Bob Bender 1976
 Doug Allen 1973, 74, 75
 Jeff Stocksdale 1969, 70, 71
 Ken Newsome 1966, 67, 68
 Tom VanArsdale 1963, 64, 65
 Charley Roush 1961, 62
 Glen Butte 1959, 60
 Clarence Doninger 1957
 Burke Scott 1953, 54, 55
 Tony Hill 1950, 51, 52
 Gordon Neff 1949
 Don Dewey 1946
 George Milan 1945
 Richard Peed 1944
 Al Wise 1942
 Bill Frey 1940
 Ernie Andres 1939

26

Richard Westlake 1946
 Tom Motter 1939, 40, 41

27

Gene Turner 1945, 46
 Hal Driver 1941, 42

28

William Trophy 1940
 Marv Huffman 1939

29

Charles Radcliffe 1946
 Ed Murray 1945
 Robert Menke 1939, 40, 41

30

Collin Hartman 2014, 15, 16, 17, 18
 Matt Roth 2010, 11, 12
 Kory Barnett 2009
 Mike White 2007, 08
 William Gladness 1998, 99
 Michael Hermon 1995
 Todd Leary 1990, 91, 92, 93, 94
 Todd Meier 1984, 85, 86, 87
 Ted Kitchel 1979, 80, 81, 82, 83
 John Kamstra 1973, 74, 75
 Jim Harris 1970, 71
 Rich Schrupf 1966, 67, 68
 Dick VanArsdale 1963, 64, 65
 Gordon Mickey 1960, 61, 62
 Lee Aldridge 1957, 58, 59
 Charles Hodson 1956, 57
 Paul Poff 1954

Ivrin Leary 1944
 Herm Schaefer 1941
 Ralph Dorsey 1939, 40

31

Hogan Orbaugh 2023
 Thomas Bryant 2016, 17
 Cem Dinc 2006
 Daryl Pegram 2003
 Dave Minor 1987
 Tony Brown 1980, 81, 82, 83
 Scott Eells 1976, 77, 78, 79
 John Laskowski 1973, 74, 75
 Bill DeHeer 1967, 68, 69
 Jim Sutton 1962, 63, 64
 Dick Sparks 1961, 62
 Norb Witte 1958, 59, 60
 Jim Hinds 1957, 58
 Pete Obremeskey 1956
 Paul Poff 1953, 55
 Dick Farley 1952, 53, 54

32

Trey Galloway 2021, 22, 23
 Derek Elston 2010, 11, 12, 13
 Broderick Lewis 2009
 Eli Holman 2008
 Joey Shaw 2006, 07
 Kyle Hornsby 1999, 00, 01, 02, 03
 Robbie Eggers 1994, 95, 96, 97, 98
 Eric Anderson 1989, 90, 91, 92
 Steve Eyl 1985, 86, 87, 88
 Landon Turner 1979, 1980, 81, 82
 Mark Haymore 1975, 76
 Steve Downing 1971, 72, 73
 Mike Noland 1968, 69
 Jim Houlihan 1967
 Frank Everett 1966
 Jack Johnson 1965, 66, 67
 Ron Peyser 1963, 64, 65
 Ernie Wilhoit 1960, 61, 62
 Gene Flowers 1957, 58, 59
 Dick Custer 1956
 Dick Kirkpatrick 1955
 Warren Fisher 1954, 55, 56
 James Copeland 1946



Steve Green

Bob Ravensburg 1944
 Maurice Stohler 1943
 Herm Schaefer 1940

33

Jeremy Hollowell 2013, 14
 Devan Dumes 2009, 10
 Xavier Keeling 2007
 Lewis Monroe 2004, 05, 06
 Mike Roberts 2001, 02, 03, 04, 05
 Larry Richardson 1997, 98, 99, 00
 Rob Hodgson 1995
 Pat Graham 1990, 91, 92, 93, 94
 Uwe Blab 1982, 83, 84, 85
 Eric Kirchner 1977, 78, 79, 81
 Trent Smock 1972, 73, 76, 77
 Tom Abernethy 1974, 75, 76
 Jerry Memering 1971, 72, 73
 Ken Johnson 1968, 69, 70
 Jack Johnson 1967
 Winston Fairfield 1961, 62, 63
 Frank Radovich 1958, 59, 60
 Archie Devo 1956
 Bill Maetschke 1954, 55
 Dick Hendricks 1953
 Paul Shields 1944
 Curly Armstrong 1940

34

Malik Story 2009
 Adam Ahlfeld 2005, 06, 07, 08
 Ryan Tapak 2002, 03, 04, 05
 Brian Evans 1992, 93, 94, 95, 96
 Lawrence Funderburke 1989
 Andre Harris 1985, 86
 Steve Risley 1978, 79, 80, 81
 Rich Valvicius 1975, 76, 77
 Steve Green 1973, 74, 75
 Ben Niles 1969, 70
 Harry "Butch" Joyner 1966, 67, 68
 Dave Dickerson 1965
 Don Schlundt 1952, 53, 54, 55
 Bob Lollar 1948, 49
 Marv Huffman 1940

35

Tim Priller 2015, 16, 17, 18
 Kirk Haston 1998, 99, 00, 01
 Jeff Oliphant 1986, 87, 88, 89, 90
 Don Noort 1973
 George McGinnis 1971
 Bill Stenberg 1967, 68, 69
 Ron McMains 1965, 66
 Walt Bellamy 1959, 60, 61
 Dick Neal 1955, 56, 57
 Lou Scott 1952, 53, 54
 Al Kravolansky 1945, 46
 Bob Hines 1942, 43
 William Menke 1940, 41

36

Anthony Scheidler 1941

37

Don Ritter 1947
 Stephen Chaleff 1946
 Ray Brandenburg 1944

ROSTER BY NUMBER

38

Dee Baker1946
 Les Ray1944
 Swift Wunker1942
 Bob Dro..... 1940

39

Del Russell.....1945
 Neil Funk 1942, 43

40

Cody Zeller 2012, 13
 Tijan Jobe2009, 10
 Jason Stewart 2002, 03, 04
 Jason Collier.....1996, 97, 98
 Calbert Cheaney 1990, 91, 92, 93
 Tracy Foster 1982, 83, 84
 Glen Grunwald.....1977, 78, 79, 80, 81
 Jim Wisman 1975
 Mike Miller1973
 Tom Boone 1970
 Kevin Bass1969
 John Isenbarger1968
 Larry Turpen..... 1964, 65, 66, 67
 Thomas Hayes 1957
 Robert Mehl.....1946, 47
 Milton Mink.....1945
 Curly Armstrong 1941

41

Mike Giomi..... 1983, 84, 85
 Butch Carter 1977, 78, 79, 80
 Craig Morris 1973
 Gabe Oliverio.....1967, 68, 69
 Erv Inniger1965
 Max Walker 1964, 65, 66
 Bill Altman1960, 61, 62
 Leroy Gamble1959
 Dick White1953, 54, 55
 Ted Kluszewski.....1945
 Andy Zimmer1941, 42

42

Peter Jurkin 2013, 14
 Lou Moore 1995, 96
 Kreigh Smith1985, 86, 87, 88, 89
 John Flowers1981, 82, 83
 Craig Bardo 1980, 81
 Mike Woodson..... 1977, 78, 79, 80
 Scott May1974, 75, 76
 John Ritter.....1971, 72, 73
 Rick Atkinson 1968, 69, 70
 Erv Inniger1965, 66, 67
 Ron Pease..... 1963, 64
 Charley Hall.....1960, 61, 62
 Bill Balch1957, 58, 59
 Charles Mead1954, 55
 Don Henry1953
 Ed Sidwell.....1944
 Everett Hoffman1941, 42

43

Jarrad Odle.....1999, 00, 01, 02
 Mike Lafave1980, 81, 82
 Jim Roberson1976, 77, 78, 79
 Don Noort1973, 74, 75
 John Hunter1973
 Rick Ford.....1970, 71, 72
 John Muirhead1967, 68, 69
 Gary Grieger1964, 65, 66
 Dave Porter.....1961, 62, 63
 Randy Williams1959
 Pete Obremskey.....1957, 58
 Cliff Williamson1954, 55, 56
 Art Lehman.....1944
 Bob Dro.....1941

44

Jeremiah April.....2015
 Luke Fischer2014
 Kyle Taber 2005, 06, 07, 08, 09
 Jessan Gray-Ashley2004
 Lynn Washington1998, 99, 00
 Alan Henderson...1991, 92, 93, 94, 95
 Joe Hillman..... 1984, 85, 86, 87, 88, 89
 Rick Rowray.....1981, 82
 Phil Isenbarger1977, 78, 79, 80, 81
 Derek Holcomb1976, 77
 Joby Wright1970, 71, 72
 Earl Schneider1967, 68, 69
 Steve Redenbaugh.....1963, 64, 65
 Bob Wilkinson1958, 59, 60
 Wallace Choice.....1954, 55, 56

45

Parker Stewart2022
 Andrae Patterson.1994, 95, 96, 97, 98
 Brian Sloan 1985, 86, 87, 88, 89
 Ray Tolbert 1978, 79, 80, 81
 Mike Miday 1976, 77
 Jim Crews1973, 74, 75, 76
 Mike Branaugh1969, 70
 Gary Leinberger1966, 67, 68
 Larry Cooper 1964, 65
 Tom Bolyard1961, 62, 63
 Ron Horn1959
 Jerry Thompson.....1956, 57, 58
 Frank Stemle1954, 55
 John Roper1945

50

Joey Brunk 2020, 21
 Jeff Newton1990, 00, 01, 02, 03
 Todd Lindeman ...1992, 93, 94, 95, 96
 Marty Simmons 1983, 84, 85

51

Logan Duncomb.....2022, 23
 Earl Calloway..... 2005, 06, 07
 Marty Simmons1983, 84

52

Courtney Witte..... 1984, 85, 86

53

Tamar Bates2022, 23
 Tom Geyer1998, 99, 00
 Ross Hales1994

54

Chris Lawson.....1990, 91
 Steve Bouchie.....1980, 81, 82, 83
 Kent Benson1974, 75, 76, 77
 Kim Pemberton1971, 72
 Mike Szymanczyk.....1969, 70
 Jon McGlocklin 1963, 64, 65

55

Evan Fitzner.....2019
 Haris Mujezinovic.....1996, 97
 Tom Abernethy1973
 Ed Daniels1971

ALL-TIME LETTERWINNERS

Letterwinner stats are listed as games, points per game, rebounds per game and assists per game. Players listed without stats means that statistics were not available for the seasons in which they played. N/A means that stats were not available. The year listed is the year in which the season ended (example: the 2009-10 season will be listed as 2010).

-A-

	G	P	R	A
Abbot, Lyman - 1938				
Abell, Jasper A. - 1910				
Abell, Remy - 2012-2013	68	3.5	1.2	0.7
Abernethy, Thomas - 1973-76	110	5.9	3.7	1.1
Ahlfeld, Adam - 2005-08	22	0.4	0.5	0.1
Ahlfeld, Steven K. - 1973-75	64	1.8	0.5	0.8
Aldridge, Lee E. - 1957-59	16	0.8	N/A	N/A
Aldridge, Relle T. - 1921-23	6	2.0	N/A	N/A
Alford, Steve - 1984-87	125	19.5	3.6	3.1
Allen, Ben - 2006-07	55	2.2	1.6	0.3
Allen, Douglas B. - 1973-75	44	0.6	0.5	0.1
Alleyne, Lawrence - 1942				
Altman, William E. - 1960-62	36	1.8	1.3	N/A
Alward, Kenneth J. - 1923-25	41	0.6	N/A	N/A
Amaya, Louis - 1946				
Anderson, Damezi - 2019-20	39	2.1	1.6	0.6
Anderson, Eric - 1989-92	131	13.1	6.8	0.9
Anderson, Harold - 1927				
Andres, Ernest H. - 1937-39	59	8.7	N/A	N/A
Anunoby, OG - 2016-17	50	6.8	3.5	0.8
April, Jeremiah - 2015	4	1.5	1.3	0.3
Armstrong, Freeland H. - 1945-46	17	1.4	N/A	N/A
Armstrong, Paul C. - 1939-41	48	1.4	N/A	N/A
Armstrong, Robert E. - 1947-49	45	2.8	N/A	N/A
Ashby, Lucian O. - 1929-31	24	0.9	N/A	N/A
Atkinson, Roy S. - 1968-70	65	3.7	1.6	N/A
Ayers, Harry E. - 1902-03				

-B-

	G	P	R	A
Bahr, Wilfred A. - 1923	27	5.0	N/A	N/A
Bailey, Damon - 1991-94	132	13.2	3.5	3.6
Baise, William - 1935				
Baker, Dee - 1946				
Baker, Tom - 1978-79	34	3.6	1.6	2.9
Balch, William C. - 1957,1959	7	1.1	N/A	N/A
Ball, Ray N. - 1956-1958	14	1.6	N/A	N/A
Banks, Kaleb - 2023-pres.	24	2.0	0.9	0.3
Bardo, Craig - 1981	4	1.0	0.3	N/A
Barley, James R. - 1954-56	29	5.1	N/A	N/A
Barnett, Kory - 2009-12	48	0.3	0.2	0.1
Barnhart, Dean L. - 1909-11	33	11.5	N/A	N/A
Barnhart, Hugh A. - 1913	13	7.5	N/A	N/A
Bass, Jerome D. - 1960-62	68	9.3	2.2	N/A
Bass, Kevin - 1969				
Bassett, Armon - 2007-08	61	10.4	2.5	3.2
Bates, Tamar - 2022-23	67	5.1	1.4	0.9
Baumgartner, Richard E. - 1951-52, 55	13	2.6	N/A	N/A
Beckner, Arthur J. - 1925-28	56	7.1	N/A	N/A
Bellamy, Walter J. - 1959-61	70	20.6	15.5	N/A
Belsowski, Zygmund - 1945				
Bender, Robert - 1976	17	2.1	0.8	0.8
Benson, Kent - 1974-77	114	15.3	9.0	1.3
Benzel, Charles - 1925, 1927-28	4	0.5	N/A	N/A
Berndt, Arthur H. - 1908-09, 1911	24	2.3	N/A	N/A
Biefeldt, Max - 2016	35	8.2	4.5	8.2
Birr, James - 1936-38	24	3.5	N/A	N/A
Blab, Uwe - 1982-85	115	11.5	5.5	0.7
Blackmon Jr., James - 2015-17	76	16.3	4.9	1.7
Blackmon, Vijay - 2019	7	1.0	0.1	0.1
Blagrave, William N. - 1930-1932	20	1.5	N/A	N/A
Boink, Louis - 1935				
Bolyard, Thomas E. - 1961-63	72	18.0	8.7	N/A
Boone, Tom - 1970				
Bordner, Karl - 1924-25	9	3.1	N/A	N/A
Bossert, Walter F. - 1906-07				
Bouchie, Steve - 1980-83	110	5.1	3.2	0.7

Bowser, Herschel P. - 1918				
Boyle, Cecil W. - 1907-08	4	0.5	N/A	N/A
Branough, Michael L. - 1969-70	27	4.4	3.5	N/A
Brandenburg, Ray E. - 1944-45	36	4.0	N/A	N/A
Bretz, Jacob - 1930-31	8	0.5	N/A	N/A
Brooks, Carlos - 1936				
Brooks, Delray - 1985-86	43	3.3	1.1	1.8
Brown, Charlie - 1956	12	14.8	7.0	N/A
Brown, Jack W. - 1947-48, 1951	31	4.8	N/A	N/A
Brown, Tony - 1980-83	103	3.8	1.8	2.1
Brunk, Joey - 2020	32	6.8	5.2	0.6
Bryant, Hallie - 1955-57	63	10.0	N/A	N/A
Bryant, Thomas - 2016-17	69	12.2	6.2	1.2
Buck, Phillip A. - 1949-51	33	2.8	N/A	N/A
Buckner, Joy - 1919, 1921-22	19	0.9	N/A	N/A
Buckner, Quinn - 1973-76	120	10.0	3.8	4.5
Burke, Shaan - 2022-pres.	1	0.0	0.0	0.0
Burton, Ryan - 2015-16	38	0.6	0.5	0.6
Busby, Lawrence M. - 1921-22				
Buschmann, C. Severin - 1915-17				
Butte, Charles G. - 1959-60	18	1.1	1.2	N/A
Buttorff, Gordon S. - 1920				
Bybee, Cooper - 2020-21	8	0.6	0.0	0.0
Byers, Phillip A. - 1953-55	56	1.7	N/A	N/A
Byrum, Enoch A. - 1917, 1919-20				

-C-

	G	P	R	A
Calloway, Rick - 1986-88	84	12.8	4.5	2.2
Calloway, Earl - 2006-2007	58	7.8	2.8	1.5
Calomeris, Andrew - 2014	5	0.5	0.0	0.0
Cameron, Cam - 1982-83	30	1.1	0.4	0.1
Campbell, Jack - 1964	2	0.5	2.0	N/A
Campbell, Jay A. - 1931-32	35	3.0	N/A	N/A
Campbell, Keith - 1933	10	0.2	N/A	N/A
Cantwell, Guy - 1902-03				
Capobianco, Bobby - 2010-11	57	1.7	2.0	0.3
Carr, Charles E. - 1902-03				
Carter, Butch - 1977-80	114	5.8	2.5	3.6
Chapman, Adrian - 2020	1	0.0	0.0	0.0
Chattin, Clyde N. - 1907-08, 1912				
Cheaney, Calbert - 1990-93	132	19.8	5.2	1.7
Childress, Nathan - 2020-23	16	0.2	0.7	0.1
Choice, Wallace - 1954-56	64	13.9	N/A	N/A
Coffey, George B. - 1921-24	13	1.4	N/A	N/A
Collier, Jason - 1997	33	9.4	5.7	0.7
Cooke, Joe - 1968-70	60	18.3	6.8	N/A
Cookson, Thomas A. - 1903, 1905				
Cooper, Donald E. - 1928-30	35	1.8	N/A	N/A
Cooper, Larry W. - 1964-65	43	6.6	4.0	N/A
Copeland, James - 1945-46	25	6.9	N/A	N/A
Correll, Robert G. - 1926-29	53	5.0	N/A	N/A
Coulter, William L. - 1933-34	3	0.8	N/A	N/A
Coval, Willis N. - 1902-03				
Coverdale, Tom - 2000-03	115	10.6	3.2	4.4
Cowan, Robert G. - 1943	19	1.7	N/A	N/A
Crawford, Jordan - 2008	30	9.7	3.4	2.3
Creek, Maurice - 2010-13	54	7.2	2.1	1.0
Crews, James S. - 1973-76	107	3.2	1.2	1.8
Crowe, William S. - 1922-23	7	0.3	N/A	N/A
Curdy, Harold M. - 1967	4	0.0	0.5	N/A
Cunningham, Billy - 1977	19	5.1	2.4	2.3

-D-

	G	P	R	A
Dakich, Dan - 1982-85	98	3.6	1.6	1.7
Dale, Rex W. - 1917				
D'Aloisio, Mike - 1989	18	1.1	0.4	0.3
Daniels, Edward - 1971	24	5.4	1.3	2.9
Darby, Phelps F. - 1901-02				
Dauer, Victor P. - 1931-33	30	2.1	N/A	N/A
Davis, De'Ron - 2016-20	110	5.4	2.6	0.8
Davis, Devin - 2014-15	29	2.4	2.6	0.0
Davis, Merrill S. - 1910-12				
DeHeer, William J. - 1967-69	72	11.4	9.8	N/A
DeaKeyne, James J. - 1952-54	28	1.9	N/A	N/A

ALL-TIME LETTERWINNERS

Dean, Everett S. - 1919-21				
Dees, Archie - 1956-58	68	22.7	N/A	N/A
Dehority, Edward H. - 1921				
Denton, Edward D. - 1941-43	54	5.4	N/A	N/A
Derr, Harold A. - 1926-27	23	0.8	N/A	N/A
Dickey, William B. - 1931-33	43	3.7	N/A	N/A
Dinc, Cem - 2006	3	1.0	1.7	0.3
Dobbins, William H. - 1920-21				
Dobson, Robert J. - 1951				
Doninger, Clarence H. - 1957	5	0.0	N/A	N/A
Dorsey, Ralph C. - 1938-40	47	1.1	N/A	N/A
Downing, Steve - 1971-73	76	16.1	11.7	0.8
Dreisbach, Clyde F. - 1902-03				
Driver, Hal V. - 1941-42	21	0.9	N/A	N/A
Dro, Robert C. - 1939-41	59	5.4	N/A	N/A
Dumes, Devan - 2009-10	57	9.5	2.4	1.3
Duincornb, Logan - 2022-23	18	1.8	1.2	0.2
Durham, Aljami - 2018-21	123	8.4	2.2	2.0
Durr, Michael - 2022	30	1.5	1.0	0.4

-E-

	G	P	R	A
Easton, W.R. - 1918-20				
Edwards, Jay - 1988-89	57	18.2	3.5	3.5
Eells, Scott - 1976-79	89	2.8	1.2	0.7
Eggers, Robbie - 1995-98	102	1.3	1.6	0.3
Elfers, Edmund B. - 1901-02				
Ellis, Jamarcus - 2008	32	6.8	7.0	3.4
Elston, Derek - 2010-13	115	4.3	2.9	0.3
Esarey, Ralph E. - 1920				
Espósito, Sam - 1952				
Etherington, Austin - 2012-14	53	1.8	1.4	0.3
Etnire, Robert K. - 1935-37	52	4.0	N/A	N/A
Evans, Brian - 1993-96	124	13.7	5.9	2.7
Everett, Franklin L. - 1966	16	2.3	3.4	N/A
Ewing, Patrick, Jr. - 2003-04	57	3.4	3.7	0.5
Eyl, Steve - 1985-88	118	3.3	2.7	1.0

-F-

	G	P	R	A
Fagan, Joe - 2014	5	0.0	0.2	0.0
Fairfield, Winston L. - 1961-63	32	1.6	3.3	N/A
Faris, Kenneth G. - 1944-45, 1948	25	10.1	N/A	N/A
Farley, Richard L. - 1952-54	50	10.3	N/A	N/A
Fechtman, Fred D. - 1935-37	51	5.8	N/A	N/A
Ferguson, William W. - 1922-23				
Ferrell, Kevin "Yogi" - 2013-16	137	14.5	3.2	4.6
Fife, Dane - 1999-2002	131	5.6	2.6	2.3
Finkelmeier, Brett - 2008-10	41	0.2	0.5	0.1
Fischer, Luke - 2014	13	2.8	2.1	0.3
Fisher, Warren T. - 1954-56	22	2.2	N/A	N/A
Fitzgerald, Jay E. - 1901				
Fitzner, Evan - 2019	31	3.5	2.3	0.4
Fleming, Floyd F. - 1912				
Flowers, John - 1982	29	4.7	3.6	0.8
Flowers, Lindsey E. - 1957-59	45	4.8	N/A	N/A
Ford, Richard L. - 1970-72	62	5.5	2.9	N/A
Forrester, Jake - 2019	13	2.1	1.3	0.0
Foster, Tracy - 1983	2	0.0	0.5	0.5
Francis, Chester E. - 1939-41	38	1.5	N/A	N/A
Franklin, Armaan - 2020-21	54	6.8	2.4	1.63
Franz, Charles - 1980-84	89	1.7	0.6	1.2
Freeland, Haynes J. - 1911-13				
Freeman, Tony - 1987	16	2.2	0.9	2.4
Frenzel, James F. - 1915				
Frey, William N. - 1940, 1942	9	1.2	N/A	N/A
Fuchs, Jordan - 2015	3	N/A	1.7	N/A
Funk, Neil E. - 1942	9	1.7	N/A	N/A

-G-

	G	P	R	A
Galloway, Trey - 2021-pres.	77	5.4	2.3	1.8
Gambles, Steven - 2009-10	13	0.2	0.5	0.0
Garrett, Dean - 1987-88	63	13.6	8.5	0.5
Garrett, William L. - 1949-51	44	11.4	N/A	N/A
Gee, Samuel B. - 1956-58	28	6.0	N/A	N/A

Gelon, Grant - 2016	12	1.8	0.4	0.0
Geronimo, Jordan - 2021-23	82	3.8	2.7	0.3
Geyer, Tom - 1999-00	19	1.1	0.8	0.3
Gilbert, Ward O. - 1913-14				
Gill, James C. - 1928-30	46	1.0	N/A	N/A
Giomi, Mike - 1983-84	46	6.0	3.5	0.3
Gipson, Larry - 1969-71	48	5.5	2.4	N/A
Gladness, William - 1998-99	65	9.2	5.3	1.3
Gordon, Eric - 2008	32	20.9	3.3	2.4
Gordon, Evan - 2014	32	5.5	2.3	1.4
Graham, Greg - 1990-93	102	12.1	3.1	2.3
Graham, Pat - 1989-94	102	8.7	1.8	1.8
Granger, David W. - 1961-63	23	1.0	1.0	N/A
Graves, Philip M. - 1910-13				
Green, Devonte - 2016-20	120	8.0	2.4	2.1
Green, Steven M. - 1973-75	87	14.5	4.7	1.6
Gridley, James O. - 1939-41	34	0.7	N/A	N/A
Grieger, Gary A. - 1964-66	62	5.9	2.6	N/A
Grunwald, Glen - 1977-81	103	2.4	1.6	1.1
Gunn, CJ - 2023-pres.	20	2.0	0.6	0.4
Gunning, Kenneth W. - 1935-37	59	8.7	N/A	N/A
Guyton, A.J. - 1997-00	128	16.4	3.3	3.1

-H-

	G	P	R	A
Hales, Ross - 1993-94	13	0.2	0.3	N/A
Hall, Charles G. - 1960-62	72	7.0	7.7	N/A
Hamilton, Ralph A. - 1942-43, 1947	58	10.9	N/A	N/A
Harden, Alan W. - 1963-65	69	4/3	1/6	N/A
Harmeson, Chester R. - 1903-06				
Hardy, James - 2005	23	1.7	1.8	0.2
Harris, Andre - 1986	29	8.4	5.6	1.0
Harris, James H. - 1970-71	48	15.1	4.4	N/A
Hartman, Collin - 2014-18	106	4.1	2.7	1.0
Hart, Steve - 1994-95	60	4.4	2.1	1.3
Haston, Kirk - 1999-2001	96	14.6	7.8	1.2
Hauss, Russell D. - 1921-22				
Haymore, Mark A. - 1975, 1976	36	1.7	1.9	0.3
Heavenridge, Jack L. - 1933	14	4.4	N/A	N/A
Heiniger, Steven J. - 1972	12	0.8	0.6	0.3
Henderson, Alan - 1992-95	124	16.0	8.8	1.1
Henderson, Jacques - 2020	1	0.0	0.0	0.0
Henry, Floyd I. - 1933, 1935	14	1.5	N/A	N/A
Herrmann, Norbert E. - 1945-48	78	5.0	N/A	N/A
Herron, Michael - 1994-95	28	6.0	3.1	3.4
Herron, John R. - 1944-46	43	4.2	N/A	N/A
Hiatt, Cassius E. - 1905-06				
Hill, Sherman E. - 1950-52	22	3.4	N/A	N/A
Hillman, Joe - 1985-88	114	6.4	2.1	2.8
Hinds, James E. - 1957-58	27	4.3	N/A	N/A
Hines, Robert L. - 1943	7	0.6	N/A	N/A
Hipskind, William H. - 1909-11				
Hocker, Clarence M. - 1904				



Collin Hartman

ALL-TIME LETTERWINNERS

Hodson, Charles L. - 1955-57	44	7.2	N/A	N/A
Hodson, Glendon J. - 1932-33	35	5.9	N/A	N/A
Hoetzel, Max - 2015	31	2.4	1.3	0.3
Hoffar, Taylor - 1932-33	30	3.4	N/A	N/A
Hoffman, Everett G. - 1941-42	19	1.9	N/A	N/A
Holcomb, Derek - 1977	22	3.9	4.9	0.6
Hollowell, Jeremy - 2013-14	62	4.2	2.7	0.6
Holman, Eli - 2008	6	1.0	1.7	0.2
Holt, Emmitt - 2015	29	3.6	3.0	0.2
Hood-Schifino, Jalen - 2023	32	13.5	4.1	3.7
Horn, Ronnie L. - 1959	22	5.4	4.9	N/A
Hornsby, Kyle - 2000-03	124	6.4	2.4	1.4
Hosler, Willis E. - 1935-37	53	1.7	N/A	N/A
Howard, Jeff - 2011-14	56	0.5	0.7	0.1
Hoy, Clifford R. - 1910, 1911				
Huffman, Marvin - 1938-40	60	4.3	N/A	N/A
Huffman, Vernon R. - 1934, 1936-37	39	5.0	N/A	N/A
Hulls, Jordan - 2010-13	135	9.8	2.3	2.7
Hunter, Jerome - 2020-21	55	4.9	2.5	0.4

-I-

	G	P	R	A
Inniger, Irvin L. - 1965-67	51	6.7	2.7	N/A
Isenbarger, Phil - 1978-81	87	2.2	1.3	0.6

-J-

	G	P	R	A
Jackson-Davis, Trayce - 2020-23	126	17.9	9.1	2.2
Jadlow, Todd - 1986-89	84	6.8	3.5	0.3
Jager, Johnny - 2018-19	13	0.2	0.2	0.3
Jasper, Paul G. - 1929-31	44	0.7	N/A	N/A
Jeffries, Jared - 2001-02	70	14.4	7.2	2.2
Jeffries, Urban B. - 1918-20				
Jensen, Louis S. - 1948	9	0.8	N/A	N/A
Jimenez, Luke - 1997-00	119	2.2	0.9	1.2
Jobe, Tijan - 2009-2010	44	0.3	0.7	0.0
Johnson, Albert E. - 1945	10	2.8	N/A	N/A
Johnson, Bill - 1937-39	56	7.1	N/A	N/A
Johnson, Glenn A. - 1921				
Johnson, Jack N. - 1965-67	65	7.1	5.3	N/A
Johnson, Ken - 1968-70	70	13.1	9.8	N/A
Johnson, Leroy R. - 1959-60	35	7.4	5.3	N/A
Johnson, Mark - 2002-05	35	1.3	0.2	0.3
Johnson, Robert - 2015-18	129	11.0	3.8	2.7
Johnson, Xavier - 2022-pres.	45	11.6	3.6	5.0
Jones, Curtis - 2016-17	40	3.4	1.3	0.9
Jones, Lyndon - 1988-91	117	5.9	1.3	2.6
Jones III, Verdell - 2009-12	117	11.5	3.3	3.3
Joyner, Harry C. (Butch) - 1966-68	68	15.1	9.0	N/A
Jurkin, Peter - 2013-14	11	0.2	0.4	0.0

-K-

	G	P	R	A
Kamstra, John - 1973-75	51	1.9	0.6	0.5
Keeling, Xavier - 2007	22	1.8	1.1	0.3
Kehrt, Willard M. - 1933-35	35	6.6	N/A	N/A
Kercheval, William R. - 1905				
Kilby, Roy - 1942-1946	13	1.5	N/A	N/A
Killingsworth, Marco - 2005-06	31	17.1	8.8	1.8
Kirchner, Eric - 1978-79	26	0.6	0.8	0.0
Kirkpatrick, Russell B. - 1914-15				
Kitchel, Ted - 1980-83	110	12.1	3.5	1.5
Kline, Sean - 2002-06	90	3.6	1.5	0.4
Knight, Patrick - 1991, 93-95	112	1.2	0.9	1.2
Knoy, Earl E. - 1923, 1924	23	1.7	N/A	N/A
Kopp, Miller - 2022-23	70	7.0	2.5	1.1
Kraak, Charles F. - 1952-54	50	6.9	N/A	N/A
Kravalansky, Albert - 1945-47	58	7.2	N/A	N/A
Krueger, Julius E. - 1925-27	41	8.8	N/A	N/A

-L-

	G	P	R	A
LaFave, Mike - 1981-82	15	0.7	0.9	0.1
Lander, Khristian - 2021-22	39	2.4	0.8	1.1
Langford, Romeo - 2019	32	16.5	5.4	2.4
Lasko, Ethan - 2018	1	0.0	0.0	0.0

Laskowski, John - 1973-75	84	10.8	3.8	1.8
Lawson, Chris - 1990-91	54	3.6	2.4	0.4
Leach, George - 2001-04	104	5.5	3.7	0.2
Leal, Anthony - 2021-pres.	48	1.4	0.9	0.8
Leary, Todd - 1990, 1992-94	107	5.0	1.2	1.7
Lee, Herbert - 1959-60	44	12.1	3.6	N/A
Leinberger, Gary J. - 1966-67	10	2.3	3.0	N/A
Lemme, Kevin - 1996	16	0.7	0.2	0.1
Lewis, Broderick - 2009	20	0.5	0.9	0.0
Lewis, Michael - 1997-00	127	7.0	2.6	4.3
Leonard, John H. - 1927-28	18	1.0	N/A	N/A
Leonard, Bobby - 1952-54	71	15.3	N/A	N/A
Lewis, Warren W. - 1942-43	36	2.3	N/A	N/A
Lindeman, Todd - 1992, 1994-96	103	5.9	3.3	0.3
Logan, Harlan - 1924-25	34	7.9	N/A	N/A
Logan, John A. - 1941-43	57	6.3	N/A	N/A
Lollar, Robert W. - 1948	15	3.5	N/A	N/A
Long, Gary V. - 1959-61	68	8.1	2.2	N/A
Lorber, Max J. - 1924	15	4.5	N/A	N/A
Luft, Don R. - 1951				
Lukemeyer, Robert - 1949	12	0.7	N/A	N/A

-M-

	G	P	R	A
Mandeville, Richard - 1994, 1996-98	112	2.3	1.9	0.3
Mangel, Emil H. - 1910				
Marlin, Jonny - 2014	18	0.2	0.1	0.2
Marxson, Robert C. - 1920-23				
Martin, Hugh E. - 1906				
Masters, Robert W. - 1950-52	22	3.6	N/A	N/A
Maxwell, Allen B. - 1914-16				
Maxwell, Leslie H. - 1903-05				
May, Scott - 1974-76	90	17.7	6.6	1.8
Maynard, Kermit R. - 1920				
McCooy, Harlan B. - 1907-08				
McCracken, E. Branch - 1928-30	51	10.3	N/A	N/A
McCreary, Jay - 1938-41	52	3.8	N/A	N/A
McCullough, Everett - 1911-12				
McGee, Brandon - 2008	17	1.5	1.0	0.1
McGinnis, Curtis - 1943	20	2.4	N/A	N/A
McGinnis, George - 1971	24	29.9	14.7	2.8
McGlocklin, Jon P. - 1963-65	69	12.0	3.8	N/A
McMains, Ronald L. - 1965	1	0.0	0.0	0.0
McRoberts, Zach - 2017-19	85	1.4	2.3	0.8
McSwain, Freddie - 2016-18	62	3.5	3.5	0.3
Meeks, Jamal - 1989-92	129	3.4	2.0	3.7
Mehl, Robert E. - 1946	15	3.5	N/A	N/A
Meier, Todd - 1984-87	110	2.1	1.9	0.5
Memering, Jerry L. - 1971-73	46	1.7	1.6	0.4
Mendenhall, Murray - 1947-48	20	1.8	N/A	N/A
Menke, Bill - 1939-41	60	8.8	N/A	N/A
Menke, Robert H. - 1939-41	51	2.0	N/A	N/A



Ted Kitchel

ALL-TIME LETTERWINNERS

Mercer, Carl J. - 1944-45	34	2.8	N/A	N/A
Meyer, Charles E. - 1947-50	72	4.0	N/A	N/A
Mickey, Gordon E. - 1960-62	51	3.2	6.1	N/A
Miller, Bernard W. - 1929-31	18	3.2	N/A	N/A
Miller, Charlie - 1995-98	126	6.4	3.3	1.1
Miller, Henry H. - 1916-17				
Minor, David - 1987	18	0.8	0.8	0.6
Miranda, Samuel C. - 1950-52	22	5.4	N/A	N/A
Moore, Clifton - 2018-19	24	1.0	1.4	0.3
Moore, Daniel - 2009-12	107	1.4	0.8	1.1
Morgan, Juwan - 2016-19	128	10.7	5.9	1.3
Morgan, Kenneth - 1969-71	31	1.8	1.5	N/A
Morgan, Winston - 1982-85	78	3.7	2.4	2.1
Morris, Craig A. - 1973-74	25	1.6	0.4	0.3
Mosquera-Perea, Hanner - 2013-15	75	3.5	2.7	0.2
Motter, Thomas A. - 1939-41	29	1.1	N/A	N/A
Monroe, Lewis - 2005-06	28	3.4	2.2	2.2
Moye, A.J. - 2001-04	129	6.1	3.6	1.2
Muirhead, John D. - 1967	2	0.0	2.5	N/A
Mujezinovic, Haris - 1996-97	62	4.9	3.2	0.4
Mullett, DeWitt T. - 1916-17				
Muniru, Bawa - 2010-11	19	0.6	0.7	0.0
Munkelt, Glen H. - 1911-13				

-N-

Nash, William P. - 1915-17				
Neal, Dick - 1955-57	39	7.1	N/A	N/A
Newkirk, Josh - 2016-18	65	8.0	3.1	3.0
Newton, Jeff - 2000-03	133	9.0	5.5	1.3
Niego, Harrison - 2016	25	0.4	0.6	0.2
Niles, Benjamin M. - 1969-70	25	1.8	1.4	N/A
Niles, Michael B. - 1968-70	42	2.4	1.2	N/A
Noel, Ralph W. - 1903-05				
Noland, Michael J. - 1968-69	42	7.4	4.8	N/A
Noort, Donald J. - 1973-75	57	1.7	1.5	0.1
Nover, Matt - 1990-93	129	7.6	4.1	0.4
Nyikos, Michael J. - 1923-24	22	11.0	N/A	N/A

-O-

Obremskey, Peter L. - 1956-58	64	4.5	N/A	N/A
Odie, Jarrad - 1999-2002	109	4.9	3.2	0.5
Oladipo, Victor - 2011-13	104	10.7	5.2	1.7
Oliphant, Jeff - 1986-90	48	2.1	0.7	0.5
Oliverio, Gabriel - 1967-68	15	0.3	0.5	N/A
Ooley, Clarence E. - 1938-40	29	0.9	N/A	N/A
Orbaugh, Hogan - 2023	1	0.0	0.0	0.0
Owens, Andre - 2001	30	4.7	1.4	0.7

-P-

Parker, Paul B. - 1923-25	37	3.5	N/A	N/A
Patterson, Andrae - 1995-98	121	11.3	5.7	1.3
Paul, Jean - 1994-95, 1996-97	22	0.4	0.3	N/A
Pavy, Raymond E. - 1961	18	2.5	0.7	N/A
Payne, Vernon - 1966-68	74	14.9	2.5	N/A
Pease, Ronald L. - 1963-64	6	0.0	0.3	N/A
Peed, Richard - 1944	18	6.7	N/A	N/A
Pelkowski, Magnus - 1985-89	66	2.6	1.9	0.2
Pemberton, Kim E. - 1971-72	22	2.6	1.3	1.8
Penn, Albert - 1904				
Perry, Donald - 2002-05	91	2.6	1.3	1.3
Peysler, Ronald G. - 1963-65	48	4.5	3.5	N/A
Pfaff, Vernon R. - 1964, 1966-67	37	3.5	0.8	N/A
Phinisee, Rob - 2019-22	111	6.5	2.6	2.8
Phillips, Ardith L. - 1918-20				
Phipps, James J. - 1954-56	13	1.2	N/A	N/A
Platt, Joe M. - 1936-38	53	4.6	N/A	N/A
Poff, Paul J. - 1953-55	46	2.5	N/A	N/A
Porter, David D. - 1961-63	59	2.3	2.8	N/A
Porter, John R. - 1915-16				
Porter, Robert W. - 1933, 1935	31	1.5	N/A	N/A
Prather, Clinton C. - 1914-16				
Prailler, Tim - 2015-18	35	0.7	0.6	0.1
Pritchard, Tom - 2009-12	130	4.3	3.7	0.7

-R-

Radcliffe, Charles D. - 1945-46	13	10.1	N/A	N/A
Radford, Wayne - 1975-78	109	8.5	2.7	1.5
Radovich, Frank R. - 1958-60	69	11.3	9.6	N/A
Randle El, Antwaan - 1999	11	1.5	0.7	1.0
Ratliff, A.J. - 2005-08	93	5.8	2.2	0.9
Ratliff, Roger G. - 1937-38	12	2.8	N/A	N/A
Rayl, James L. - 1961-63	68	20.6	2.6	N/A
Recker, Luke - 1998-99	66	14.5	3.9	2.7
Records, Thomas W. - 1901				
Redenbaugh, Stephen H. - 1963-65	71	9.2	4.7	N/A
Reed, George - 1917				
Reed, Neil - 1995-97	94	9.8	2.3	3.0
Reinhart, Bob L. - 1959-60	9	1.7	0.3	N/A
Reish, Steve - 1979	11	1.7	0.6	N/A
Reneau, Malik - 2023-pres.	35	6.1	3.7	0.8
Reynolds, Chris - 1990-93	129	3.7	1.9	2.8
Retherford, Claude W. - 1944	19	5.8	N/A	N/A
Rhea, Gilbert - 1919-20				
Richardson, Larry - 1997-00	107	3.8	2.2	0.2
Ring, Eugene E. - 1949-51	44	4.2	N/A	N/A
Risley, Steve - 1978-81	118	4.4	2.9	0.5
Ritchie, Nate - 2015	6	0.3	1.0	0.3
Ritter, Donald E. - 1947-49	61	9.2	N/A	N/A
Ritter, John P. - 1971-73	77	12.0	4.4	2.4
Ritterskamp, Godfred H. - 1905-06				
Rivers, Jeremiah - 2010-11	63	4.9	3.7	2.5
Robbins, Tyrie A. - 1949-51	16	1.6	N/A	N/A
Roberson, Jim - 1976-78	61	2.2	2.4	0.1
Roberts, Mike - 2001, 2003-05	64	1.4	1.0	0.1
Robinson, Berand M. - 1905-06				
Robinson, Mark - 1989-90	50	3.5	2.4	0.4
Robinson, Stanford - 2014-15	64	4.7	2.2	1.2
Robinson, Stew - 1983-86	113	5.6	1.7	3.5
Rogers, Arthur - 1908-09				
Roth, Matt - 2009-12	95	4.8	0.8	0.3
Rowland, Robert A. - 1944	19	3.4	N/A	N/A
Rowles, Chris - 1995-96	24	1.7	1.5	1.3
Rowray, Rick - 1982	1	2.0	0.0	1.0
Rucker, Alvah J. - 1901-02				
Russell, Bill - 1965-67	59	6.4	2.5	N/A
Russell, Delmar L. - 1945	10	1.9	N/A	N/A

-S-

Sanders, James E. - 1905-07				
Santa, Michael - 2009	3	0.0	0.3	0.0
Satter, Karl R. - 1951				
Schaefer, Herman H. - 1939-41	51	6.1	N/A	N/A
Scheid, Carl D. - 1928-29	34	1.9	N/A	N/A
Schlegelmilch, Allen D. - 1958-60	45	2.7	1.3	N/A
Schlundt, Donald D. - 1952-55	94	23.3	N/A	N/A
Schneider, Earl W. - 1967-69	70	8.2	4.4	N/A
Schneider, Richard J. - 1945	16	1.4	N/A	N/A
Schooley, James F. - 1951-53	16	0.8	N/A	N/A
Schrumpf, Richard D. - 1966-68	37	3.0	2.4	N/A
Schuler, Herman E. - 1917, 1919-20				
Schutz, Kipp - 2009	6	1.0	0.2	0.2
Schwartz, Thomas W. - 1946, 48-49	62	6.0	N/A	N/A
Scott, Burke H. - 1953-55	71	9.8	N/A	N/A
Scott, Charles F. - 1934-36	17	0.9	N/A	N/A
Scott, Louis A. - 1952-54	24	4.4	N/A	N/A
Shackleton, Roy - 1903				
Shaw, Joey - 2007	31	4.5	1.9	0.7
Sheehy, Will - 2011-14	130	8.6	3.2	1.1
Shepherd, David P. - 1972	11	5.8	0.8	0.9
Shields, Paul - 1944	21	8.5	N/A	N/A
Shipp, Michael - 2020-23	6	0.0	0.0	0.0
Sibley, Frank H. - 1926-27	34	5.5	N/A	N/A
Silberstein, William - 1936-37	15	1.3	N/A	N/A
Simmons, Marty - 1984-85	54	6.9	3.1	2.0
Sloan, Brian - 1985, 1987-89	85	3.6	2.4	0.6
Sloate, Joseph F. - 1922				
Smart, Keith - 1987-88	63	11.5	3.0	3.1
Smith, Byard H. - 1919				

ALL-TIME LETTERWINNERS

Smith, James, Jr. - 1943	10	1.2	N/A	N/A
Smith, Justin - 2018-20	98	8.4	4.3	0.7
Smith, Kreigh - 1985, 1987-89	84	2.5	1.0	0.5
Smith, Raphael - 2012-13	22	0.3	0.3	0.0
Smock, Trent - 1973-74	34	1.5	1.4	0.4
Sparks, Richard L. - 1962	20	6.0	6.7	N/A
Sponsler, Palmer A. - 1924-26	51	5.2	N/A	N/A
Starr, Maurice A. - 1927-28	28	1.6	N/A	N/A
Stayton, Chester A. - 1911-12				
Stemler, Lance - 2007-08	63	5.4	3.5	0.7
Stenberg, William D. - 1967-69	48	2.9	2.3	N/A
Stepler, James E. - 1946	15	0.3	N/A	N/A
Stevenson, Jack K. - 1938-40	25	0.8	N/A	N/A
Stewart, Parker - 2022	34	6.2	2.1	0.9
Stocksdale, Jeffrey D. - 1969-71	43	2.6	2.0	N/A
Stone, William H. - 1902-03				
Story, Malik - 2009	31	5.9	2.2	1.2
Stotter, Roscoe O. - 1909, 1911				
Stout, Lester L. - 1934-36	40	5.2	N/A	N/A
Strange, Ernest E. - 1901				
Strickland, James D. - 1928-30	50	5.1	N/A	N/A
Strickland, Marshall - 2002-06	121	9.2	2.7	2.6
Stuteville, Jerry A. - 1948-50	58	7.7	N/A	N/A
Suddith, Arnold - 1932	18	6.7	N/A	N/A
Suhr, Errek - 2004-2007	74	2.2	1.2	1.2
Sutton, James W. - 1962-64	6	0.7	0.2	N/A
Swanson, Irwin E. - 1941-43	57	6.2	N/A	N/A

-T-

	G	P	R	A
Taber, Earl R. - 1904-05				
Taber, Kyle - 2006-09	62	2.6	3.4	0.6
Tapak, Ryan - 2002-05	60	1.5	1.1	0.9
Taylor, Quentin - 2016-19	22	0.2	0.3	0.1
Teter, George E. - 1905				
Tharp, Jackson. - 2016	5	0	0	0.2
Thomas, Daryl - 1984-87	106	10.3	4.0	0.5
Thomas, DeAndre - 2008	32	3.6	1.8	0.5
Thomas, Eugene S. - 1921-23	14	2.0	N/A	N/A
Thomas, Isiah - 1980-81	63	15.4	3.5	5.7
Thomas, James - 1980-83	113	6.6	4.2	2.4
Thompson, Frank - 1908-09				
Thompson, Jerry L. - 1956-58	65	9.4	N/A	N/A
Thompson, Race - 2019-23	130	7.7	5.5	1.0
Tipton, George W. - 1944	11	8.8	N/A	N/A
Tolbert, Raymond - 1978-81	127	11.2	6.9	1.2
Torphy, William L. - 1940-42	20	0.8	N/A	N/A
Tosheff, William - 1949-51	44	7.9	N/A	N/A
Trimble, George F. - 1909				
Turner, Landon - 1979-81	92	7.5	3.8	0.5
Turner, Rob - 1998-99	61	6.3	2.5	1.3
Turpen, Larry W. - 1965-67	23	0.7	0.4	N/A

-U-

	G	P	R	A
Unnewehr, Charles A. - 1901-02				

-V-

	G	P	R	A
Vaden, Robert - 2005-06	60	10.3	4.8	2.7
Valavicius, Richard - 1976	28	2.4	1.8	0.3
Van Arsdale, Richard A. - 1963-65	72	17.2	10.0	N/A
Van Arsdale, Thomas A. - 1963-65	72	17.4	10.0	N/A
Veller, Claron W. - 1929-31	51	2.5	N/A	N/A
Vieau, Dale J. - 1951-52				
Vonleh, Noah - 2014	30	11.3	9.0	0.6
Von Tress, Edward C. - 1918-20				

-W-

	G	P	R	A
Wakefield, Markahm C. - 1920				
Walker, David C. - 1946-47	28	4.2	N/A	N/A
Walker, Lewis W. - 1934-36	39	4.0	N/A	N/A
Walker, Max - 1964-66	54	7.9	3.2	N/A
Wallace, John A. - 1946-48	43	9.8	N/A	N/A
Washington, Lynn - 1999-00	57	5.4	4.0	0.7

Watford, Christian - 2010-13	132	13.1	5.9	1.0
Watson, Louis C. - 1947-50	76	10.0	N/A	N/A
Wayer, Taylor - 2011-2014	27	0.1	0.1	0.0
Weir, Woodrow R. - 1932-34	34	4.3	N/A	N/A
Wells, Elmo D. - 1927-29	46	4.0	N/A	N/A
Whitaker, Frank B. - 1914-16				
White, Cornelius - 1971-73	41	4.3	1.9	2.9
White, D.J. - 2005-08	99	14.6	7.6	0.9
White, Dick - 1953-55	56	4.3	N/A	N/A
White, Evan - 2009	3	0.0	0.7	0.0
White, John (Chuckie) - 1989	32	4.4	1.9	0.3
White, Mike - 2007-08	51	2.9	2.3	0.3
Whitney, Claude B. - 1910-11				
Wilhoit, Ernie L. - 1960-62	59	2.8	1.9	N/A
Wilkinson, Bobby - 1974-76	92	6.3	4.0	3.4
Wilkinson, Robert E. - 1958-60	59	10.1	3.4	N/A
Wilkinson, Sherron - 1994	28	3.2	2.3	2.0
Williams, Nick - 2009	31	8.9	4.5	0.7
Williams, Troy - 2014-2016	99	11.3	5.9	1.6
Williams, Ward M. - 1943, 1947-48	55	9.1	N/A	N/A
Williamson, Clifford R. - 1954-56	22	1.1	N/A	N/A
Wilmont, Roderick - 2003-07	118	7.3	3.7	0.5
Wilson, Franklin D. - 1971-73	59	4.4	1.9	1.5
Winston, John M. - 1925-27	33	1.8	N/A	N/A
Wisman, James A. - 1975-78	93	4.5	1.2	3.5
Witte, Courtney - 1984, 1986	34	1.2	1.2	0.1
Witte, Norbert W. - 1958-60	21	1.5	2.3	N/A
Wittenbraker, Richard W. - 1942-43, 46	52	5.2	N/A	N/A
Wittman, Randy - 1979-83	127	11.6	3.2	2.4
Wood, John E. - 1952, 1955	25	3.0	N/A	N/A
Woodson, Mike - 1977-80	104	19.8	5.6	2.1
Woody, Clark - 1910				
Woody, Clifford - 1908				
Wright, Bracey - 2003-05	85	17.6	5.1	2.4
Wright, Joby - 1970-72	73	17.4	8.8	N/A
Wunker, Swift E. - 1942	4	0.5	N/A	N/A

-Y-

	G	P	R	A
Young, Samuel S. - 1944	21	6.0	N/A	N/A

-Z-

	G	P	R	A
Zeller, Bill - 1918				
Zeller, Cody - 2012-13	72	16.1	7.3	1.3
Zeller, Joseph T. - 1930-32	52	4.1	N/A	N/A
Ziesloft, Nick - 2015-16	69	6.6	1.9	0.7
Zimmer, Andrew M. - 1940-42	54	5.0	N/A	N/A



Mike Woodson

MANAGER LETTERWINNERS

Abunasar, Joe	1993	Himebrook, Bill	1986-87	Sherfick, Larry G.	1975
Agee, Michael	1983	Hodges, Ted	2001	Shirk, Jeremiah	1999
Anderson, Richard C.	1961	Housel, Robert	1998	Simic, Curt	1993
Arredy, Joe	1992	Hovanec, Timothy J.	1970	Sims, Carter	2020
Babrick, Matt	2000	Howard, Adam	2022	Sims, Gary	1982
Bader, Jamesohn	2021	Howard, Robert E.	1955	Sims, Mark	1986
Bailey, Kyle	2000	Hubbard, Marshall T.	1934	Skibinski, David	1979-80
Bakalar, Robbie	1999	Johnson, James N.	1928	Skoronski, Steve	1981
Bere, Dan	2005	Johnson, Mark	1992	Smith, Joseph A.	1930
Bevers, Mark M.	1968	Jones, Shelby F.	1946	Snider, Chaz	2018
Binford, Aaron	2016	Junk, Chandler	2018	Soprych, Scott	2004
Bishop, DeGrey R.	1936	Kaiser, Chris	1985	Spickelmier, Carl F.	1948
Black, Joe	1982	Kaminski, Leon R.	1944-45	Stewart, William L.	1958
Block, Dan	2001	Keisker, William E.	1924	Stiers, John E.	1940
Boshears, Troy	1992	Kelly, Jim	1986	Stock, Robert J.	1950
Boss, John	2007	Kelly, Mike	1990	Stohler, Robert L.	1963
Bowen, Matt	1994	Klei, Steve	2015	Stone, Chris	1980
Brasher, Dakota	2017	Knapp, Donald O.	1969	Streaker, Lee H.	1927
Bright, Russ	1977	Kohlmeier, Kim C.	1977	Stuckey, Jeff	1986
Buckley, Jeff	1985	Labadie, Tommy	2001	Stuckey, Jon	1992
Burton, Greg	1989	Landsburg, Zach	2003	Swenson, Charles	1976
Byall, Nick	2005	Lange, Lance	2021	Swingley, Roland K.	1949
Cannon, Larry	1975	LaVenda, John	1980	Talbot, George W.	1926
Carr, Mike	2019	Laymon, Iain	2017	Tatalovich, Adam	2003
Carr, Ryan	1996	Lee, Josh	2009	Taylor, Rex	1978
Camara, Mo	2019	Lehman, Philip H.	1960	Tharp, Jackson	2016
Chaffee, Chris	2014	Lenox, Than H.	1972	Thompson, Brent	1992
Chaffee, Matt	2018	Liston, John L.	1974	Trust, Stephen	1989
Cogan, Patrick	2010	Mantel, Justin	2009	Virden, Nick	2022
Cowan, John	1991	May, Dusty	2000	Viassis, George P.	1952
Cutler, Robert F.	1943	McGlasson, Thomas	1965	Walker, Tim	1976
Cutter, Roland L.	1956	McGlothlin, Mike	1987	Warren, Truman G.	1929
Daniel, Jerome C.	1957	McKeown, Zack	2020	Weaver, Aaron	2012
David, George	1996	McLaughlin, Tommy	2023	Winters, Brad M.	1975-76
Davis, George H.	1931	Medina, Grayson	2023	Woodruff, Todd E.	1975
Davis, Jason	1994	Mertz, Nate	2023	Wright, Brian	2005
Davis, Jerry	1984	Michaelis, Ryan	1998	Wright, L.J.	1990
Decker, Henry J.	1937	Miller, Brian	1978	Yu, Brendon	2014
Defur, Donnon M.	1954	Miller, Glenn L.	1925	Van Liew, Chad	2015
Dolson, Scott	1988	Miller, Matt	2005	Zapach, Brian	1995
Dye, Jim	1950	Miller, Matthew	2021		
Elder, Cory	2013	Mitchell, Samuel L.	1938		
Ellison, Caleb	2021	Mooallem, Jacob	2020		
Emily, Joshua	2003	Morris, Richard O.	1942		
Esberg, James A.	1951	Munds, Bennett	2023		
Fattore, Charles	1983	Murphy, Andy	2000		
Fifer, Ronald R.	1953	Muyumba, Muuka	1997		
Finch, Will	2007	Muyumba, Walton	1994		
Fletcher, Clayton	2014	Nichols, Orville W.	1941		
Fortner, William R.	1966	Nussbaum, Christopher	2008		
Fox, Michael	1984	O'Keefe, Patrick	2003		
Frank, Lawrence	1992	Ottagan, Chris	1992		
Frawley, Craig	2007	Owens, Dave	1997		
Freitas, Gerald	1978	Pack, Paul R.	1959		
Frost, Billy	2021	Pasternack, Joseph	1999		
Gabor, Jack J.	1974	Pillar, David	2001		
Gandhi, Jason	2022	Polio, Marty	1993		
Galenski, Mark	1983	Porter, David H.	1967		
Garman, Shane	1996	Proffitt, Brandon	2009		
Gilbert, Grant	2019	Rink, Shea	1996		
Gleissner, Joseph	1984	Roberts, Brian	2008		
Goldsmith, Marshall J.	1962	Rothberg, Sol	1932		
Goldstein, Benjamin R.	1964	Ryan, Greg	1985		
Gottlieb, David	1988	Santa, Michael	2011		
Graessle, George G.	1973	Schaab, Charles E.	1935		
Graves, Chandler	2021	Schannen, Richard H.	1939		
Greene, Matt	1993	Schnepf, Paul F.	1959-60		
Hahn, Brian	1996	Schrage, Michael	1998		
Hall, Mike	1990	Schroeder, Peter	1979-80		
Hammond, Harold W.	1923	Schwartz, Abe	2016		
Harrell, Charles E.	1933	Scott, Will	2011		
Harrison, Ryan	2005	Scotti, Trey	2017		
Hartman, Craig	1990	Shelby, Robert I.	1971		
Hilt, Gabe	2019	Sherer, Larry	1974		



Dusty May

HOOSIERS IN THE NBA

Tom Abernethy

(3rd Round; 43rd pick – L.A. Lakers, 1976)
 L.A. Lakers1976-78
 Golden State1978-81
 Indiana1981

Steve Alford

(2nd Round; 26th pick – Dallas, 1987)
 Dallas1987-88
 Golden State1988-89
 Dallas1989-91

Eric Anderson

New York1992-94



^ OG Anunoby (photo: Cole Burston/Getty Images)

(1st Round; 23rd pick – Toronto, 2017)
 Toronto2017-pres.

Paul 'Curly' Armstrong

Fort Wayne1948-51

Damon Bailey

(2nd Round; 44th pick – Indiana, 1994)

Walt Bellamy

(1st Round; 1st pick – Chicago, 1961)
 Chicago1961-63
 Baltimore1963-65
 New York1965-68
 Detroit1968-70
 Atlanta1970-74
 New Orleans1974-75

Kent Benson

(1st Round; 1st pick – Milwaukee, 1977)
 Milwaukee1977-80
 Detroit1980-86
 Utah1986-87
 Cleveland1987-88

Uwe Blab

(1st Round; 17th pick – Dallas, 1985)
 Dallas1985-89
 Golden State1989-90
 San Antonio1990

Tom Bolyard

(3rd Round; 20th pick – Baltimore, 1963)

Steve Bouchie

(4th Round; 78th pick – Detroit, 1983)

Tony Brown

(7th Round; 141st pick – Indiana, 1983)



^ Thomas Bryant (photo: Matthew Stockman/Getty Images)

(2nd Round; 42nd overall pick – L.A. Lakers, 2017)
 L.A. Lakers2017-18
 Washington2018-22
 L.A. Lakers2022-23
 Denver2023
 Miami2023-pres.

Quinn Buckner

(1st Round; 7th pick – Milwaukee, 1976)
 Milwaukee1976-82
 Boston1982-85
 Indiana1985-86

Butch Carter

(2nd Round; 37th pick – L.A. Lakers, 1980)
 L.A. Lakers1980-81
 Indiana1981-84
 New York1984-86
 Philadelphia1986

Calbert Cheaney

(1st Round; 6th pick – Washington, 1993)
 Washington1993-99
 Boston1999-00
 Denver2000-02
 Utah2002-03
 Golden State2003-06

Wally Choice

(11th Round; 78th pick – St. Louis, 1956)

Joe Cooke

(6th Round; 94th pick – Cleveland, 1970)
 Cleveland1970-71

Archie Dees

(1st Round; 2nd pick – Cincinnati, 1958)
 Cincinnati1958-59
 Detroit1959-61
 Chicago1961
 St. Louis1962

HOOSIERS IN THE NBA

Bill DeHeer

(8th Round; 105th pick – San Diego, 1969)

Steve Downing

(1st Round; 17th pick – Boston, 1973)

Boston1973-75

Jay Edwards

(2nd Round; 33rd pick – L.A. Clippers, 1989)

L.A. Clippers 1989-90

Brian Evans

(1st Round; 27th pick – Orlando, 1996)

Orlando1996-98

New Jersey1998-99

Minnesota..... 1999

Dick Farley

(2nd Round; 15th pick – Syracuse, 1954)

Syracuse1954-56

Detroit1958-59

Kevin ‘Yogi’ Ferrell

Brooklyn2016-17

Dallas2017-18

Sacramento2018-20

Cleveland2021

L.A. Clippers2021

Bill Garrett

(2nd Round; 17th pick - Boston, 1951)

Dean Garrett

(2nd Round; 38th pick – Phoenix, 1988)

Minnesota1996-97

Denver1997-98

Minnesota.....1998-02

Golden State2002



^ **Eric Gordon (photo: Christian Petersen/Getty Images)**

(1st Round; 7th pick – L.A. Clippers, 2008)

L.A. Clippers 2008-11

New Orleans2011-16

Houston2016-23

L.A. Clippers2023

Phoenix 2023-pres.

Greg Graham

(1st Round; 17th pick – Charlotte, 1993)

Philadelphia1993-95

New Jersey1995-96

Seattle1996-97

Cleveland1997-98

Steve Green

(2nd Round; 30th pick – Chicago, 1975)

Utah 1975

St. Louis1976

Indiana 1976-79

Glen Grunwald

(5th Round; 115th pick – Boston, 1981)

A.J. Guyton

(2nd Round; 32nd pick – Chicago, 2000)

Chicago 2000-02

Golden State2002

Ralph Hamilton

Fort Wayne..... 1948

Indianapolis.....1948-49

Bubbles Harris

(14th Round; 208th pick – Cleveland, 1971)

Kirk Haston

(1st Round; 16th pick – Charlotte, 2001)

Charlotte 2001-02

New Orleans2002-03

Alan Henderson

(1st Round; 16th pick – Atlanta, 1995)

Atlanta1995-04

Dallas2004-05

Cleveland2005-06

Philadelphia2006-07



^ **Jalen Hood-Schifino (photo: Ethan Miller/Getty Images)**

(1st Round; 17th pick – L.A. Lakers, 2023)

L.A. Lakers 2023-pres.

Ron Horn

(2nd Round; 21st pick – St. Louis)

St. Louis1961-62

L.A. Lakers1962-63

Denver1967-68

HOOSIERS IN THE NBA

Erv Inniger

Minnesota	1967-68
Miami	1968-69

Trayce Jackson-Davis

<i>(2nd Round; 57th pick – Washington, 2023)</i>	
Golden State	2023-pres.

Jared Jeffries

<i>(1st Round; 11th pick – Washington, 2002)</i>	
Washington	2002-06
New York	2006-10
Houston	2010-11
New York	2011-12
Portland	2012-13

Ken Johnson

(10th Round; 162nd pick – Cleveland, 1970)

Butch Joyner

<i>(9th Round; 111th pick – Cincinnati, 1968)</i>	
Indiana	1968-69

Ted Kitchel

(2nd Round; 41st pick – Milwaukee, 1983)

Charles Kraak

(6th Round; 49th pick – Fort Wayne, 1954)

Romeo Langford

<i>(1st Round; 14th pick – Boston, 2019)</i>	
Boston	2019-22
San Antonio	2022-23

John Laskowski

<i>(2nd Round; 32nd pick – Chicago, 1975)</i>	
Chicago	1975-77

Bob "Slick" Leonard

<i>(2nd Round; 10th pick – Baltimore, 1954)</i>	
Minneapolis	1956-60
Los Angeles	1960-61
Chicago	1961-63

John Logan

St. Louis	1946-50
Tri-Cities	1950-51

Scott May

<i>(1st Round; 2nd pick – Chicago, 1976)</i>	
Chicago	1976-81
Milwaukee	1981-82
Detroit	1982-83

Lee McCullough

(13th Round; 199th pick – Houston, 1971)

George McGinnis

<i>(2nd Round; 22nd pick – Philadelphia, 1973)</i>	
Indiana	1971-75
Philadelphia	1975-78
Denver	1979-80
Indiana	1980-82

Jon McGlocklin

<i>(3rd Round; 27th pick – Cincinnati, 1965)</i>	
Cincinnati	1965-67
San Diego	1967-68
Milwaukee	1968-76

Sam Miranda

(7th Round; 69 pick – Rochester, 1952)

Juwan Morgan

Utah	2019-21
Toronto	2021
Boston	2022

Dick Neal

(11th Round; 79th pick – Boston, 1957)

**^ Victor Oladipo (photo: Gregory Shamus/Getty Images)**

<i>(1st Round; 2nd pick – Orlando, 2013)</i>	
Orlando	2013-16
Oklahoma City	2016-17
Indiana	2017-21
Houston	2021
Miami	2021-23
Oklahoma City	2023-pres.

Andrae Patterson

<i>(2nd Round; 46th pick – Minnesota, 1998)</i>	
Minnesota	1998-00

Wayne Radford

<i>(2nd Round; 27th pick – Indiana, 1978)</i>	
Indiana	1978-79

Frank Radovich

<i>(2nd Round; 14th pick – St. Louis, 1960)</i>	
Philadelphia	1961-62

Jimmy Rayl

<i>(3rd Round; 23rd pick – Cincinnati, 1963)</i>	
Indiana	1967-69

HOOSIERS IN THE NBA

Steve Risley

(8th Round; 180th pick – Phoenix, 1981)

John Ritter

(8th Round; 125th pick – Cleveland, 1973)

Herman Schaefer

Minneapolis 1948-50

Don Schlundt

(2nd Round; 16th pick – Syracuse, 1955)

Lou Scott

(5th Round; 37th pick – Baltimore, 1954)

Keith Smart

(2nd Round; 41st pick – Golden State, 1988)

San Antonio 1988-89

Jerry Stuteville

(8th Round; 93rd pick – Indianapolis, 1950)

Daryl Thomas

(6th Round; 120th pick – Sacramento, 1987)



Isiah Thomas was named one of the 75 Greatest Players in NBA History in 2022.

Isiah Thomas (photo: Tim DeFrisco/Getty Images)

(1st Round; 2nd pick – Detroit, 1981)

Detroit 1981-1994

Jim Thomas

(2nd Round; 40th pick – Indiana, 1983)

Indiana 1983-85

L.A. Clippers 1985-86

Minnesota 1990-91

Ray Tolbert

(1st Round; 18th pick – New Jersey, 1981)

New Jersey 1981

Seattle 1981-83

Detroit 1983-84

New York 1987

L.A. Lakers 1987-88

Atlanta 1988-89

Bill Tosheff

(4th Round; 33rd pick – Indianapolis, 1951)

Indianapolis 1951-53

Milwaukee 1953-54

Landon Turner

(10th Round; 225th pick – Boston, 1982)

Dick Van Arsdale

(2nd Round; 13th pick – New York, 1965)

New York 1965-68

Phoenix 1968-77

Tom Van Arsdale

(2nd Round; 14th pick – Detroit, 1965)

Detroit 1965-68

Cincinnati 1968-72

Kansas City 1972-73

Philadelphia 1973-74

Atlanta 1974-76

Phoenix 1977

Noah Vonleh

(1st Round; 9th pick – Charlotte, 2014)

Charlotte 2014-15

Portland 2015-18

Chicago 2018

New York 2018-19

Minnesota 2019-20

Denver 2020

Brooklyn 2020-21

Boston 2022-23

Lou Watson

(3rd Round; 30th pick – Chicago, 1950)

D.J. White

(1st Round; 29th pick – Detroit, 2008)

Oklahoma City 2008-11

Charlotte 2011-12

Boston 2012-13

Charlotte 2013-14

Bob Wilkerson

(1st Round; 11th pick – Seattle, 1976)

Seattle 1976-77

Denver 1977-80

Chicago 1980-81

Cleveland 1981-83

HOOSIERS IN THE NBA

Bob Wilkinson

(12th Round; 84th pick – St. Louis, 1960)

Ward Williams

(1st Round; 8th pick – Fort Wayne, 1948)

Fort Wayne1948-49

Troy Williams

Memphis2016-17

Houston2017-18

New York 2018

Sacramento..... 2018-19

Randy Wittman

(1st Round; 22nd pick – Washington, 1983)

Atlanta1983-88

Sacramento1988-89

Indiana1989-92



^Mike Woodson (photo: Mike Powell/Getty Images)

(1st round; 12th pick – New York, 1980)

New York1980-81

New Jersey 1981

Kansas City1981-85

Sacramento1985-86

L.A. Clippers1986-88

Houston1988-90

Cleveland..... 1990

Bracey Wright

(2nd Round; 47th pick – Memphis, 2005)

Minnesota2005-07

Joby Wright

(2nd Round; 18th pick– Seattle, 1972)

Seattle1972-73

Memphis.....1973-74

San Diego 1975

Virginia1975-76



^ Cody Zeller (photo: Jamie Schwaberow/Getty Images)

(1st Round; 4th pick– Charlotte, 2013)

Charlotte 2013-21

Portland2021-22

Miami 2023

New Orleans 2023-pres.

GOING GLOBAL

Indiana University's Basketball program has been well represented in the U.S. National team's history and in international competition.

Among the most memorable IU connections with international play was the Games of the XXIII Olympiad in Los Angeles during the summer of 1984. Three Hoosiers participated in the games, IU coach Bob Knight as the U.S. head coach, Steve Alford as one of the 12 U.S. players and Uwe Blab on the West German squad.

A large banner of the Olympic rings and U.S.A. stitched into the rings hangs in Assembly Hall as a remembrance of the role Hoosier fans, players and coaches had in the U.S.A. gold medal effort.

Indiana hosted the team selection in April 1984 when 74 candidates worked out daily in the IU Fieldhouse. Over 34,000 turned out over two nights to watch the final trials games. A dinner with over 3,000 attending in the RCA Dome at Indianapolis saluted the U.S. team and helped raise over \$131,000 for the U.S. Olympic Committee. More Olympic contributions came when 17,100 watched a June game in Assembly Hall between the U.S. team and a group of former Indiana players.

A highlight of the summer came in July when the RCA Dome had quite a debut for its first sporting event. Exceeding all expectations, 67,596 fans turned out for two exhibition games featuring the U.S. men's and women's Olympic Basketball teams.

The U.S. squad turned aside eight opponents en route to the gold medal with some of the decisions very one-sided thanks to contributions from all 12 U.S. players. Alford and Blab's respective teams met during pool play, and the U.S. won, 78-67. It was the closest margin of victory for the U.S. team.

OLYMPIC GAMES

Walt Bellamy	1960 (Rome)
Quinn Buckner	1976 (Montreal)
Scott May	1976 (Montreal)
Isiah Thomas	1980 (Moscow)
Tim Garl	1984 (U.S. Trainer)
Coach Bob Knight	1984 (Los Angeles)
Steve Alford	1984 (Los Angeles)
Uwe Blab	1984, W. Germany
.....	(Los Angeles)
Uwe Blab 1992, Germany	(Barcelona)

WORLD CHAMPIONSHIPS

Ted Kitchel	1982
Jim Thomas	1982
Isiah Thomas	1994
Cem Dinc	2005
Eric Gordon	2010

WORLD CHAMPIONSHIP FOR YOUNG MEN QUALIFYING TEAM

Bracey Wright	2004
---------------------	------

PAN-AMERICAN GAMES

Coach Bob Knight	1979
Mike Woodson	1979
Ray Tolbert	1979
Isiah Thomas	1979
Keith Smart	1987
Dean Garrett	1987
Damon Bailey	1999
Todd Lindeman	1999
D.J. White	2007

WORLD UNIVERSITY GAMES

Tom Van Arsdale	1965
Dick Van Arsdale	1965
George McGinnis	1970
Quinn Buckner	1974
Lyndon Jones	1989
Eric Anderson	1991
Calbert Cheaney	1991
Brian Evans	1995
Yogi Ferrell	2013
Will Sheehy	2013



JUNIOR WORLD CHAMPIONSHIPS

Charlie Miller	1995
Andrae Patterson	1997
Ben Allen	2005

JUNIOR WORLD QUALIFYING TEAM

Calbert Cheaney	1990
Charlie Miller	1994

JONES CUP

Ricky Calloway	1986
Keith Smart	1986

GOODWILL GAMES

Alan Henderson	1994
A.J. Guyton	1998

U.S. OLYMPIC FESTIVAL

Randy Wittman	1978
Rick Rowray	1981
Steve Alford	1983
Ricky Calloway	1985
David Minor	1986
Jay Edwards	1987
Lyndon Jones	1987
Pat Graham	1990
Damon Bailey	1990
Neil Reed	1995

BIG TEN ALL-STARS

Coach Lou Watson	1971
Frank Wilson	1971
John Ritter	1971
Greg Graham	1990
Matt Nover	1991
Todd Lindeman	1992
Robbie Eggers	1993
Andrae Patterson	1994
Neil Reed	1995
Michael Lewis	1996
William Gladness	1997
Kirk Haston	1998
George Leach	1999
Coach Mike Davis	2001
Kyle Hornsby	2001
Tom Coverdale	2002
Marshall Strickland	2004
Marco Killingsworth	2005
Rod Wilmont	2006

SELECT AND TOURING TEAMS

Joby Wright	1970
Quinn Buckner	1973, 1974
Steve Green	1974
Butch Carter	1978
Winston Morgan	1983

HOOSIER HOME COURTS

OLD ASSEMBLY HALL

Indiana University Basketball has in its 100-year existence come full circle. Today, the 17,000-plus capacity Assembly Hall is a mecca for sporting arenas, just as old Assembly Hall was in its day.

The original Assembly Hall was not a sporting arena, it was a small one-story structure with a wooden frame. The building, located near the Indiana Memorial Union, was built in 1895 and had a price tag of \$12,000. When full the building could seat 600 people for a basketball game. It also was the practice site for the team and the gymnasium for physical education classes.

IU's first-ever game was on February 8, 1901 against Butler. The game was described by the Indianapolis News as a "fast" and "hard-fought" game which had Butler on top 20-17. The first game at Assembly Hall came 20 days later against Butler. In another tight game, Butler pulled it out 24-20 and left IU 0-2.

Opponents were rare and basketball was still enduring growing pains, but the 1901 total of two games doubled in 1902 and five games were played in 1903. It was a time when basketball was just taking hold, but when it did, the growth was accompanied by the need for a new building.

The final game at the original Assembly Hall was against Rose Poly on January 5, 1917 and it was the fifth-straight victory for IU and it came in dominating fashion, 35-9.

The building attracted former Presidents William Howard Taft and Teddy Roosevelt and also presidential candidate William Jennings Bryan.

The doors to Assembly Hall, which boasted an overall record of 61-43, officially closed in 1938 when it was demolished, but the tradition carried on and only grew stronger.

OVERALL RECORD

1900-01	1-1
1901-02	2-2
1902-03	3-2
1903-04	4-1
1904-05	3-3
1905-06	5-1
1906-07	4-1
1907-08	5-2
1908-09	4-4
1909-10	3-3
1910-11	7-1
1911-12	4-4
1912-13	4-5
1913-14	1-6
1914-15	3-4
1915-16	3-3
1916-17	5-0
Total	61-43

MEN'S GYMNASIUM

What is now an upstairs recreational gymnasium in the School of Health, Physical Education and Recreation building is the Men's Gymnasium. This facility housed the Indiana Hoosiers from 1916-1928 and was brought into existence amid controversy.

With the original Assembly Hall falling into disrepair, students and faculty alike marched for a new gymnasium for the athletes. Alumni and University personnel also lobbied for its abandonment by the athletic program. The people's wishes were granted in 1914 and with a capacity of 2,000 and a cost of \$200,000, the Men's Gymnasium's era began in 1916.

The first game at the gymnasium was on Jan. 19, 1917 against Iowa. The Hoosiers pulled out one of the lowest scoring games in history, 12-7.

The building was the home court of consistent teams coached by the likes of Dana M. Evans and Everett Dean. Dean led his squad to the first two Big Ten Championships in the history of IU Basketball as the head coach. He led the final team to play in the building to the program's first unbeaten home season at Men's Gymnasium (11-0).

As a player, Dean called the Men's Gymnasium home and was named as Indiana University's first All-American in 1921 while playing in that facility.

The team's consistent success led to the growth of the fan base supporting the squad. The capacity of 2,000 was no longer sufficient, so the program had to be moved into another facility.


The time had come because the growth was so substantial.

OVERALL RECORD

1916-17	3-3
1917-18	7-2
1918-19	3-5
1919-20	8-2
1920-21	9-4
1921-22	8-4
1922-23	7-2
1923-24	7-2
1924-25	8-2
1925-26	8-2
1926-27	7-3
1927-28	11-0
Total	86-31



OLD ASSEMBLY HALL



MEN'S GYMNASIUM

HOOSIER HOME COURTS

OLD FIELDHOUSE

Indiana's third home, after outgrowing the Men's Gymnasium, was the Old IU Fieldhouse and it was built on East 7th Street with a price tag of \$350,000. The dedication game was on December 13, 1928 when IU defeated Eastern Champion Pennsylvania, 34-26. The facility had a portable hardwood floor and a lighting system consisting of 47 electric lamps suspended from the ceiling. Seven floodlights, three above the floor and two pointing directly at the hoops, made it easier for the players to see during the game. It was not one of the luxurious buildings of today, but head coach Everett Dean and the Hoosiers made due with what they were given.

The Old Fieldhouse was where Indiana Head Coach Everett Dean led the Hoosiers into what is now a well-documented tradition. Dean coached the 1936 team to an undefeated home record (9-0) and a share of the Big Ten Conference crown.

The facility saw six perfect seasons including a 24-game unbeaten home winning streak from 1938-1941. It was the home to the "Hurryin' Hoosiers" under head coach Branch McCracken. It was also the home to McCracken as a player where in 1930, he was named an All-American.

The fieldhouse was the home court for the 1940 NCAA National Champions and it was the place where IU attained its first 20-win season going 20-3 including a 9-0 mark at home. It was also the home to the 1953 NCAA National Champion "Hurryin Hoosiers" that went 20-4 overall and an unprecedented 11-0 in the Fieldhouse. Indiana squads amassed an amazing 234-74 overall record in the Old Fieldhouse era. Besides the two national titles, it was the home of five Big Ten Conference Championships, 20 All-Americans, 17 All-Big Ten First Team selections and three Big Ten Most Valuable Players.

Today the Fieldhouse is named the Ora Wildermuth Intramural Center and it houses one of the most well-known facilities in the country. The HPER building's famed basketball courts are now residing where the tradition of Indiana University Basketball began.

OVERALL RECORD

1928-29	6-4
1929-30	4-5
1930-31	4-5
1931-32	5-4
1932-33	7-3
1933-34	8-1
1934-35	7-2
1935-36	9-0
1937-38	3-4
1938-39	9-0
1939-40	9-0
1940-41	7-1
1941-42	10-2
1942-43	10-0
1943-44	3-6
1944-45	6-5
1945-46	9-1
1946-47	7-1
1947-48	6-3
1948-49	10-2
1949-50	9-2
1950-51	10-0
1951-52	9-2
1952-53	11-0
1953-54	10-1
1954-55	7-4
1955-56	7-5
1956-57	10-1
1957-58	6-5
1958-59	6-4
1959-60	10-1
Total	234-74

NEW FIELDHOUSE

From 1960-71, Indiana played in what is known as today as Gladstein Fieldhouse, adjacent to Assembly Hall. Gladstein Fieldhouse was the fourth home of the Hoosiers

Although it was only expected to last a few seasons, it lasted 11 years. Over that time, Indiana had only two losing seasons and consistency was the name of the game for the Hoosiers.

The building still exists and it plays host to the Indiana University Indoor Track and Field squad and is utilized during graduation ceremonies. The facility has played host to four Men's Big Ten Indoor Track and Field Championships and three Women's Indoor Big Ten Championships. It is a building that is well-utilized throughout the athletic season.

The Hoosiers, under Branch McCracken for the first five years, went a combined 44-15 in those seasons. In the opening game at the Fieldhouse, Indiana defeated Butler 80-53 in front of 9,236 screaming Hoosier fans.

Players like Walt Bellamy, Tom and Dick Van Arsdale and Jimmy Rayl competed at the Fieldhouse. It was the home arena for five All-Americans, six All-Big Ten First Team selections, three Academic All-Americans and three Academic All-Big Ten selections.

The tradition of Indiana University Basketball was not altered in any way by the temporary move to the Fieldhouse, but the tradition began to escalate when the Hoosiers moved into Assembly Hall.

OVERALL RECORD

1960-61	8-2
1961-62	9-2
1962-63	10-5
1963-64	7-4
1964-65	10-2
1965-66	4-7
1966-67	9-2
1967-68	6-4
1968-69	7-4
1969-70	5-6
1970-71	10-3
Total	85-41



OLD FIELDHOUSE



NEW FIELDHOUSE



HOOSIER HOME COURTS

SIMON SKJODT ASSEMBLY HALL

The 2023-24 season marked the 52nd anniversary for the building that is the definition of tradition – Assembly Hall. The Indiana Hoosiers have won over 82 percent of the games played at Branch McCracken Court. In 2016-17, the facility was renamed to Simon Skjodt Assembly Hall following a \$40 million gift from Cindy Simon Skjodt for renovations to the facility.

The last unbeaten team in NCAA basketball, three NCAA Championships, and 11 Big Ten Conference championship-winning teams have graced Branch McCracken Memorial Court. It has been the home to seven perfect seasons including a 56-game winning streak from 1991-1995, and it is the home of the shot that gave Calbert Cheaney the title of Big Ten career scoring leader.

Assembly Hall has played host to the pre- and post-season National Invitational Tournament on six occasions and the 1981 NCAA Midwest Regional Championship won by the Isaiah Thomas-led Indiana Hoosiers. The building was also the home arena of the 1984 Olympic gold medal-winning basketball team coached by Bob Knight.

The cavernous structure was completed in 1971 and is an impressive sight. It has 15,200 fully-cushioned, theatre-style seats located on concourse and upper balcony levels and another 2,057 can be seated in the bleachers located on all four sides at court level. The north and south loge areas give disabled fans an opportunity to have a pristine vantage point for Hoosier games.

The building has a suspension roof made up of 4,500 concrete slabs each six feet long, three inches thick and 30 inches wide. Each slab weighs 500 pounds giving the roof a total weight of 1,350 tons or 2,700,000 pounds. The building holds more than 30,000 yards of concrete, six million pounds of reinforcing steel and almost 1.5 million pounds of structural steel.

Assembly Hall has played host to memorable moments such as Kirk Haston's game-winning three-point shot to knock off No. 1 Michigan State, 59-58, which marked the first time in Assembly Hall history that the Hoosiers upset a No. 1 team at the Hall.

Another memorable victory over Michigan State was the backdrop for the Hoosiers' 400th victory in the facility. IU defeated the Spartans, 78-74, in overtime on Feb. 27, 2005.

During the 2005 summer months, a \$1.99-million scoreboard-video board was installed in Assembly Hall. The state-of-the-art scoreboard-video board includes four video screens, four video/scoring/statistics screens, one center-hung ProAd ring, five ProTable scorer's table units, four auxiliary portal scoreboards, as well as three-sided shot clocks and a new game timing system.

During the summers of 2010 and 2011, a new roof was installed on the structure.

The tradition can be felt the instant you walk into Assembly Hall and if you have been there before you can hear Indiana. Our Indiana and Go IU! Fight! Fight! Fight! resonate off the walls and throughout the building long after you leave.

OVERALL RECORD

1971-72.....	10-1
1972-73.....	12-0
1973-74.....	10-1
1974-75.....	14-0
1975-76.....	12-0
1976-77.....	9-4
1977-78.....	13-1
1978-79.....	12-2
1979-80.....	13-1
1980-81.....	14-2
1981-82.....	13-1
1982-83.....	13-1
1983-84.....	12-3
1984-85.....	10-7
1985-86.....	13-2
1986-87.....	15-0
1987-88.....	13-2
1988-89.....	14-1
1989-90.....	11-4
1990-91.....	11-2
1991-92.....	14-0
1992-93.....	15-0
1993-94.....	13-0
1994-95.....	11-2
1995-96.....	11-2
1996-97.....	11-3
1997-98.....	10-2
1998-99.....	11-3
1999-00.....	10-2
2000-01.....	13-2
2001-02.....	10-1
2002-03.....	11-1
2003-04.....	6-7
2004-05.....	12-4
2005-06.....	10-3
2006-07.....	15-0
2007-08.....	17-2
2008-09.....	5-10
2009-10.....	8-9
2010-11.....	12-6
2011-12.....	18-1
2012-13.....	17-2
2013-14.....	14-4
2014-15.....	15-4
2015-16.....	17-0
2016-17.....	14-4
2017-18.....	12-6
2018-19.....	15-6
2019-20.....	15-4
2020-21.....	6-6
2021-22.....	14-4
2022-23.....	15-2
Total.....	641-137


ASSEMBLY HALL ATTENDANCE

Year	NCAA Rank	Big Ten Rank	Att.	Avg.
1972	7	5	146,126	13,284
1973	4	2	168,372	14,031
1974	2	1	177,991	16,181
1975	2	2	230,218	16,444
1976	1	1	202,700	16,892
1977	3	1	202,175	15,549
1978	6	2	214,194	14,280
1979	9	4	210,778	14,052
1980	3	1	251,726	16,782
1981	5	1	271,412	15,965
1982	7	2	231,862	15,457
1983	6	1	261,315	16,332
1984	5	1	239,546	15,970
1985	5	1	300,286	15,805
1986	8	1	265,219	15,601
1987	7	1	281,547	16,562
1988	8	1	302,398	15,916
1989	11	3	258,703	15,218
1990	10	1	273,201	16,071
1991	9	1	271,922	15,995
1992	6	1	231,503	16,536
1993	6	1	245,814	16,388
1994	7	1	221,622	17,048
1995	8	1	220,382	16,952
1996	8	1	217,716	16,747
1997	9	1	221,915	15,851
1998	8	1	195,248	16,271
1999	11	3	214,588	15,328
2000	10	2	195,089	16,257
2001	14	5	223,574	14,905
2002	3	1	189,013	17,183
2003	8	2	198,321	16,527
2004	7	2	214,331	16,487
2005	11	4	235,245	14,702
2006	8	2	220,343	16,949
2007	9	2	320,639	16,876
2008	9	2	320,641	16,876
2009	16	5	214,971	14,331
2010	17	2	260,028	15,296
2011	12	3	274,663	15,259
2012	9	3	312,770	16,462
2013	5	1	330,832	17,412
2014	6	1	312,453	17,358
2015	8	2	309,477	16,288
2016	7	3	290,809	17,106
2017	6	3	294,549	16,364
2018	10	3	280,631	15,591
2019	12	3	319,335	15,206
2020	10	2	309,699	16,300
2021			COVID Restricted	
2022	7	2	285,208	15,845
2023	6	1	273,721	16,101

**Total Attendance at Assembly Hall:
12,716,821**



SIMON SKJODT ASSEMBLY HALL



Construction on Assembly Hall, July 2, 1970

From the 1971-72 Men's Basketball Media Guide:

Fabulous Assembly Hall, Indiana University's fifth basketball home in the past 70 years, has become the newest show piece in the I.U. Athletic complex.

Namewise, it will bring Indiana full-circle, since tiny Assembly Hall, a one-story frame building in the center of campus built in the late 1840's, was the original home of Hoosier teams – and, incidentally, the original site of the Indiana high school state tournament. From there basketball moved to the Men's Gymnasium in 1916, to the old I.U. Fieldhouse in 1927 and in 1960, to the new I.U. Fieldhouse.

The finished structure marks the culmination of nearly four years of construction work and over two decades of planning and research. Assembly Hall will be the only enclosed structure on the Bloomington campus that can come to handling the approximately 32,000 students who attend classes here.

The main arena is what Assembly Hall is all about and it will provide the ultimate in playing and spectator facilities. There are over 15,200 theatre-back cushioned chairs located on concourse and upper balcony levels on two sides. By using the pull-out bleacher seats on the ends, total basketball capacity will reach 16,666. An overhead grid of lighting will be supplemented by side-lighting for ideal television coverage.

A unique feature of the building is a concrete roof suspended by cables. It is composed of 4,500 concrete slabs measuring three by six feet. Each weighs 600 pounds, making the total weight of the roof alone a staggering 2,700,000 pounds. If you could put the whole building on scales, it would weigh in the neighborhood of 127 million pounds. It sets on limestone bedrock and required excavation of 60,500 cubic yards of earth and 12,000 yards of rock. Assembly Hall is an engineering and architectural marvel of which Hoosiers can well be proud. It completes one of the most ambitious construction programs ever under-taken by a major university athletic department.

The new plant is a half-mile north of the old location on the main campus. Assembly Hall, I.U. Fieldhouse, Memorial Stadium and 13,300 parking spaces are on a 160-acre tract; adjacent or nearby are Sembower Field, the varsity baseball park; four football practice fields; an 18-hole championship golf course, a par-3 layout and a driving range; an Olympic-size swimming pool; and a 10-lane all-weather Grasstex running track with field event facilities.

Basketball is not the only attraction destined for the building. The arena is adaptable to host anything from a "coat-and-tie" political convention to a formal theatrical production. The basketball court, which has been renamed the "McCracken Memorial Court" in honor of the deceased Hoosier basketball coach who won two NCAA titles during his 24 years of coaching, can be removed and a full 108 x 54-foot portable stage installed all in one day.



Indiana vs. Notre Dame, Dec. 18, 1971

SIMON SKJODT ASSEMBLY HALL




On October 14, 2016, Indiana University President Michael A. McRobbie presided over the dedication of Simon Skjodt Assembly Hall. The historic and venerable arena was renamed in honor of IU alumna Cindy Simon Skjodt, whose \$40 million gift represents the largest gift in IU Athletics history. The renovation preserved the greatest home court advantage in college basketball while adding fan amenities and modern technology to the iconic venue.



COOK HALL



Thanks to a generous donation of \$15 million to the “For The Glory of Old IU” campaign by the Cook Group, Indiana Basketball is able to call Cook Hall home for day-to-day operations. The late Bill Cook and his wife, Gayle, have been instrumental in a number of different projects at Indiana University and Cook Hall is no exception.



UNIVERSITY & ATHLETICS ADMIN

PAMELA WHITTEN



Pamela Whitten became the 19th president of Indiana University on July 1, 2021.

SCOTT DOLSON



IU alumnus Scott Dolson is in his third year as IU's Vice President and Director of Intercollegiate Athletics. The Michigan City, Ind., native began his role at the helm of IU Athletics July 1, 2020, after spending the previous 11 years as the department's Deputy Director of Athletics and chief operating officer.

INDIANA UNIVERSITY BOARD OF TRUSTEES



W. Quinn Buckner



Cindy Lucchese



Cathy Langham



Michael J. Mirro



Jeremy Morris



J. Timothy Morris



Donna Spears



Vivian Winston



Kyle S. Seibert

MEDIA INFORMATION

CREDENTIALS (HOME)

Please email your requests to Jeff Keag (jkeag@iu.edu) at least seven days prior to the contest you want to cover. Media may pick up credentials at will call on the south side of Simon Skjodt Assembly Hall.

CREDENTIALS (ROAD/NEUTRAL)

Generally, Jeff Keag will send a link or the email of the host media relations contact to help you arrange your coverage on the road.

SCOUT CREDENTIALS

All scouting credentials, parking passes, and information is handled by David Salatin (dsalatin@indiana.edu) in the IU Ticket Office.

PHOTOGRAPHERS

There are a limited number of floor spots for photographers and videographers at Simon Skjodt Assembly Hall. Spaces will be assigned by the Strategic Communications staff prior to each home contest.

POSTGAME INTERVIEWS

Head coach Mike Woodson and selected player(s) will be made available following each game in the Press Room.

Visiting teams are responsible for their own post game setup.

The Press Room at Simon Skjodt Assembly Hall will be open two hours prior to tip-off. Game Notes, internet connections and other game related material will be available at that time.

MEDIA PARKING

Media members will be given Lot 2, Lot 11, or Yellow Lot parking passes will be distributed upon request. All credentials will be issued prior to each home game, if requested and granted, and is necessary to enter any of the three lots.

SATELLITE TRUCKS

All local television station satellite trucks should park along the drive near the west entrance of Simon Skjodt Assembly Hall.

WIRELESS ACCESS

There is free wireless internet access available in your press seat. Contact a member of the IU Athletics Strategic Communications office if you have trouble connecting.

RECEIVING INFORMATION

Members of the media may receive IU Basketball press releases in a number of different efficient manners. The IU Athletic Strategic Communications office provides press releases via e-mail. If members of the media choose to receive press releases via e-mail, they should subscribe to the Big Ten Media Email service.

The service can be accessed at: office.bigten.org/media/.

Generally, a transcript of all post game press conferences and media availabilities are provided.

MEDIA GUIDELINES

Interviews with all basketball staff members and players (and families) should be scheduled through Jeff Keag (812-855-9399).

Personal phone numbers for players and coaches will not be provided to the media. Players and coaches have been advised to not accept phone calls for basketball-related inquiries without clearance from the media relations staff. Any interviews with player's family members also needs to be arranged through the IU Athletic Strategic Community Relations office.

WEEKLY AVAILABILITY

Coach Woodson is made available once a week with a press conference conducted over Zoom. Please check with Jeff Keag for dates and times during the season. This will likely take place in the morning.

Prior to each game, generally two players will be made available for comments prior to practice via Zoom in the afternoon.



INDIANA ATHLETICS STRATEGIC COMMUNICATIONS



Jeff Keag



Greg Campbell




Megan Krämper



Charlie Duffy



Austin Coats



Jared Rigdon



Chelsie Davidson



Jackson Yeary

INSIDE INDIANA BASKETBALL WITH MIKE WOODSON

Beginning October 30, "The Voice of the Hoosiers" Don Fischer will host Inside Indiana Basketball Radio Show With Mike Woodson Presented By CommunityCars.com. The show can be heard statewide on the CareSource Radio Network from Learfield and will be broadcast live from the Chop Shop Restaurant which is located at 1915 South Walnut Street in Bloomington.

BROADCAST DATES

Monday — October 30
 Monday — November 6
 Monday — November 13
 Monday — November 27
 Monday — December 4 (pre-recorded show)
 Monday — December 11
 Monday — December 18
 Monday — January 15 (pre-recorded show)
 Monday — January 22
 Monday — January 29
 Monday — February 12
 Monday — February 19
 Monday — February 26
 Monday — March 4
 Monday — March 11

IU ATHLETICS STRATEGIC COMMUNICATIONS

Phone: 812-855-9399

Fax: 812-855-9401

Web: IUHoosiers.com

Address: Simon Skjodt Assembly Hall
 1001 E. 17th St.
 Bloomington, IN 47408

Associate Athletic Director

Jeff Keag - jkeag@iu.edu

(Football, Men's Basketball)

812-219-2925 (cell)

Assistant Athletic Director

Greg Campbell - campbeg@iu.edu

(Football)

814-876-0824 (cell)

Assistant Athletic Director

Megan Krämper - mkrämper@iu.edu

(Women's Basketball, IUHoosiers.com)

618-334-5321 (cell)

Assistant Director

Charlie Duffy - csduffy@iu.edu

(Men's Basketball, M/W Golf)

317-490-3262 (cell)

Assistant Director

Austin Coats - racoats@iu.edu

(Men's Soccer, Swimming & Diving, Rowing)

979-595-4041 (cell)

Assistant Director

Jared Rigdon - jmrigdon@iu.edu

(Baseball, Volleyball)

317-847-3953 (cell)

Assistant Director

Chelsie Davidson - chedavid@iu.edu

(Women's Soccer, M/W Track & Field/XC)

812-327-5684 (cell)

Assistant Director

Jackson Yeary - jbyeary@iu.edu

(Field Hockey, Wrestling, Softball)

317-370-6557 (cell)

IU RADIO NETWORK

IU RADIO NETWORK

Indiana University's basketball program receives some of the most extensive media coverage in the country. Learfield IMG College holds the exclusive rights as IU's official radio outlet.

DON FISCHER

This marks the 51st year that Don Fischer has been the radio play-by-play "voice" of Indiana University football and men's basketball games. He shares the second-longest football radio tenure in the nation. The past 37 years, Fischer has worked as an independent contractor and is currently serving the Indiana University Radio Network owned by Learfield IMG College. In addition to broadcasting games, Fischer hosts the weekly coaches talk shows for both men's basketball and football.

Fischer also offers stations a weekly talk show about IU football and basketball that airs in several markets around the state during the school year.

During his years with the Hoosiers, Fischer has been named Indiana Sportscaster of the Year 32 times by two different organizations. The National Sportscasters and Sportswriters Association has awarded him 27 times, while the Indiana Sportswriters and Sportscasters Association has named him its honoree four times. In June of 2018 at the NMSA Awards program, Fischer was named the first recipient of the Woody Durham Voice of College Sports Award.

Fischer was inducted into the Indiana Sportswriters and Sportscasters Association Hall of Fame in 2004. He was inducted into the Indiana Broadcasters Association Hall of Fame in October 2010. Fischer has won several awards for best play-by-play, and has been honored by Indiana University with the J.W. Bill Orwig Medal that goes to non-alumni for distinguished and distinctive service in support of the mission of Indiana University. He was also named an Honorary "I" Man in 1991.

He has broadcast over 2,100 Indiana University games - a total that includes 12 bowl games, four NCAA basketball championship games and two N.I.T. championship games.

From 1973 through 1987, he worked for

ABC Radio, Canada's CBC and several additional major market radio stations, including WIRE in Indianapolis, as their source for reports during the month of May coverage of the Indianapolis 500. During that period, Fischer also served WIRE and Network Indiana, a statewide news network, as their sports director.

As an independent contractor, Fischer served the Indianapolis Colts as their pre-season television anchor for 23 years (1995-2017).

In addition, the City of Indianapolis and the State of Indiana have each honored Fischer with a special "Recognition Day" for his service and abilities as a play-by-play broadcaster.

A native of Rochelle, Ill., Fischer has been in the radio business for 54 years. His previous broadcast experience includes stops in Butte, Mont.; Ottawa, Ill.; Springfield, Ill.; and Terre Haute, Ind.

Fischer has four sons and 12 grandchildren. Don and his wife, Susy, reside in Greenwood, Ind.

ERREK SUHR

Former Indiana basketball player Errek Suhr will join the IU Radio Network for his 11th season as the full-time color analyst.

Suhr played for the Hoosiers from 2003-07, appearing in 74 games during his career.

A native of Bloomington, Suhr played for Bloomington High School North, where he is the all-time winningest player in school history. He was a 2003 Indiana High School All-Star and received the Male Athlete of the Year at BHSN his senior year.

He currently works for Merrill Lynch in Bloomington. He and his wife, Rebekah, have four children, Addy, Hayden, Taylor and Mack.

JOHN HERRICK

John Herrick enters his second season with the IU Radio Network. He will handle pre-game, halftime, and post-game duties.

Herrick is currently a news anchor at 93.1 WIBC and Network Indiana in Indianapolis.

A seasoned sports broadcaster and news reporter, he has been with Emmis Communications since 2017.

Herrick broadcasts football, basketball, baseball, volleyball, and softball games for the IHSAA Champions Radio and TV Network, the ISC Sports Network, ESPN+, and Ninestar TV. He has also filled in as the host of Indiana Sports Talk.



Don Fischer



Errek Suhr



John Herrick

RADIO AFFILIATES

Bedford - 105.5 WQRK-FM
 Bloomington - 105.1 WHCC-FM
 Boonville - 1540 WBNL-AM
 Columbus - 102.9 WXCH-FM
 Evansville - 97.7 WREF-FM
 Fort Wayne - 1250 WGL-AM
 French Lick - 100.1 WFLQ-FM
 Indianapolis - 1070 WFNI-AM
 Indianapolis - 107.5 WFNI-FM
 Indianapolis - 93.1 WIBC-FM
 Jasper - 104.7 WITZ-FM

Jeffersonville - 1450 WXVW-AM
 Kendallville - 1140 WAWK-AM
 Kendallville - 95.5 WAWK-FM
 Kokomo - 1350 WIOU-AM
 Ligonier - 102.7 WAOR-FM
 Linton - 93.3 WQTY-FM
 Loogootee - 94.5 WRZR-FM
 Louisville - 1450 WXVW-AM
 Madison - 1270 WXGO-AM
 Madison - 96.7 WORX-FM
 Marion - 1400 WBAT-AM

Michigan City - 95.9 WEFM-FM
 Mount Vernon - 106.7 WYFX-FM
 Richmond - 95.3 WHON-AM
 Salem - 1220 WSLM-AM
 Salem - 97.9 WSLM-FM
 Seymour - 92.7 WKUU-FM
 South Bend - 103.1 WHME-FM
 Tell City - 1230 WTCJ-AM
 Tell City - 91.5 WTCJ-FM
 Terre Haute - 105.5 WZJKI-FM
 Vincennes - 92.1 WZDM-FM

Nationwide - Sirius XM
 Worldwide - Sidearm Sports
 Worldwide - Tuneln

* Affiliates Subject To Change

INDIANA

BASKETBALL

2023-24 ROSTER



#0 || XAVIER JOHNSON
 SR || 6-10 || 200
 Woodridge, Ia.
 Blaine O'Connell || Frst



#1 || KELEL WARE
 SO || 6-10 || 210
 North Little Rock, Ark.
 North Little Rock || Oregon



#2 || GABE CUPPS
 FR || 6-8 || 215
 Dayton, Ohio
 Centerville



#3 || ANTHONY LEAL
 SR || 6-6 || 200
 Bloomington, Ind.
 Bloomington South



#4 || ANTHONY WALKER
 SR || 6-7 || 225
 Baltimore, Md.
 Brewster Academy (MA) || Miami (Fla.)



#5 || MALIK RENEAU
 SO || 6-10 || 225
 Miami, Fla.
 Monterra Academy



#10 || KALEB BANKS
 SO || 6-8 || 220
 Hampton, Ga.
 Fayette County



#11 || CJ GUNN
 SO || 6-10 || 210
 Indianapolis, Ind.
 Lawrence North



#12 || JAKAI NEWTON
 FR || 6-7 || 203
 Conley, Ga.
 Newton



#13 || SHAAN BURKE
 JR || 6-11 || 215
 San Diego, Calif.
 Vista



#15 || JAMES GOODIS
 FR || 6-9 || 215
 Winter Park, Fla.
 Monterra Academy



#21 || MACKENZIE MGBAKO
 FR || 6-8 || 217
 Gladstone, N.J.
 Roselle Catholic



#22 || JACKSON CREEL
 JR || 6-11 || 210
 Mount Vernon, Ill.
 Mount Vernon Community || Reed Lake College



#24 || PAYTON SPARKS
 SR || 6-9 || 258
 Winchester, Ind.
 Winchester Community || Ball State



#30 || IAN STEPHENS
 FR || 6-6 || 180
 New Palestine, Ind.
 New Palestine




#32 || TREY GALLOWAY
 SR || 6-5 || 205
 Culver, Ind.
 Culver Academies



#53 || JORDAN RAYFORD
 FR || 6-5 || 205
 Washington, D.C.
 Phillips Academy Andover || Air Force



MIKE WOODSON
 Head Coach
 Third Year
 Indianapolis, Ind.



KENYA HUNTER
 Associate Head Coach
 Fourth Year
 Concord, N.C.



YASIR ROSEMOND
 Associate Head Coach
 Third Year
 Atlanta, Ga.



BRIAN WALSH
 Assistant Coach
 Seventh Year
 Sewickley, Pa.

INDIANA BASKETBALL

2023-24 SCHEDULE



OCTOBER 29

UNINDY #

1 PM || **BIG+** NETWORK



NOVEMBER 3

MARIAN #

6:30 PM || **BIG+** NETWORK



NOVEMBER 7

FLORIDA GULF COAST

6:30 PM || **BIG** NETWORK



NOVEMBER 12

ARMY

7 PM || **BIG** NETWORK



NOVEMBER 16

WRIGHT STATE

7 PM || **BIG** NETWORK



NOVEMBER 19

UCONN §

1 PM || **ESPN**



NOVEMBER 20

LOUISVILLE/TEXAS §

4:30 OR 7 PM || **ESPN** UI



NOVEMBER 26

HARVARD %

4:30 PM || **BIG** NETWORK



DECEMBER 1

MARYLAND *

7 PM || **BIG** NETWORK



DECEMBER 5

AT MICHIGAN *

9 PM || **peacock**!



DECEMBER 9

AUBURN ^

2 PM || **ESPN 2**



DECEMBER 16

KANSAS

12:30 PM || **CBS**



DECEMBER 19

MOREHEAD STATE

6:30 PM || **BIG** NETWORK



DECEMBER 21

NORTH ALABAMA

8:30 PM || **BIG** NETWORK



DECEMBER 29

KENNESAW STATE

TBD || **BIG+** NETWORK



JANUARY 3

AT NEBRASKA *

9 PM || **BIG** NETWORK



JANUARY 6

OHIO STATE *

8 PM || **FOX**



JANUARY 9

AT RUTGERS *

7 PM || **peacock**!



JANUARY 12

MINNESOTA *

6:30 PM || **FS1**



JANUARY 16

PURDUE *

7 PM || **peacock**!



JANUARY 19

AT WISCONSIN *

8:30 PM || **FS1**



JANUARY 27

AT ILLINOIS *

3 PM || **FOX**



JANUARY 30

IOWA *

7 PM || **BIG** NETWORK



FEBRUARY 3

PENN STATE *

NOON || **FS1**



FEBRUARY 6

AT OHIO STATE *

7 PM || **peacock**!



FEBRUARY 10

AT PURDUE *

8 PM || **FOX**



FEBRUARY 18

NORTHWESTERN *

3 PM || **FS1**



FEBRUARY 21

NEBRASKA *

8:30 PM || **BIG** NETWORK



FEBRUARY 24

AT PENN STATE *

NOON || **BIG** NETWORK



FEBRUARY 27

WISCONSIN *

7 PM || **peacock**!



MARCH 3

AT MARYLAND *

2 PM || **CBS**



MARCH 6

AT MINNESOTA *

9 PM || **BIG** NETWORK



MARCH 10

MICHIGAN STATE *

4:30 PM || **CBS**

MARCH 13-17 **BIG TEN TOURNAMENT**

HOME

AWAY

NEUTRAL

EXHIBITION

§ EMPIRE CLASSIC

% GAINBRIDGE FIELDHOUSE

^ HOLIDAY HOOPSGIVING

MINNEAPOLIS, MINN. (TARGET CENTER)

ALL TIMES LISTED ARE EASTERN * BIG TEN CONFERENCE GAME