



# Global Golf Participation Report.

2023

R&A

8.0M

registered golfers

31.6M

unregistered 9 &amp; 18 hole golfers

61.2M

adults engaged with golf

15%

rise in registered and unregistered  
9 & 18 hole golfers since 2020

21,431

golf courses in The R&A  
affiliated nations worldwide

## Contents.

Introduction	4
Background	5
Executive Summary and Analysis	6
Africa	11
Asia	13
Canada	15
Caribbean	17
Central & South America	19
Europe	21
Middle East	24
Oceania	26
R&A Affiliate Region & Countries Statistical Summary	28
Glossary	35



## Martin Slumbers, CEO, The R&A.

Welcome to The R&A Global Golf Participation Report for 2023, providing an overview of global golf through an analysis of the number and breakdown of golfers and golf courses in our affiliated national federations around the world. For the first time, we are presenting participation in all these markets in a single report. This report collates data gathered in the same year from Asia, Africa, Canada, the Caribbean, Central & South America, Europe, the Middle East and Oceania.

Given the growth of the sport in recent years, I am once again delighted to report an increase in the number of golfers across the globe (excluding the USA and Mexico). Within the nations affiliated to The R&A, there are now 39.6 million golfers playing on 9 and 18 hole courses. This not only represents solid 15% growth against the previous figures compiled in 2020, but a substantial 34% rise against 2016.

It should also be remembered that between 2012 and 2016 golf participation was fairly static but had started to rise before Covid-19. While factors outside anyone's control have had an impact, the surge in popularity that golf has enjoyed – and is now sustaining – has not just happened. It is testament to the hard work of everyone involved in the sport, from national federations to golf facilities and so many others. Thank you to all for your energy, excellence and commitment.

Those of us privileged to work in the sport are custodians of a rich history that we celebrated at The 150th Open at St Andrews last year. We are also charged with taking golf forward. In the previous iteration of this report, we looked for the first

time at all 9 & 18 hole golfers and not just registered golfers. Now, we are able to go further and look at all those who engage with golf beyond 9 & 18 hole formats. Doing so highlights there are nearly 61.2 million adults who are part of the golf ecosystem and engage with the sport in some format (outside of the USA and Mexico). It is important that we find ways to support these players as well as traditional golfers and create pathways that help those who want more formal golf experiences to access them. At the same time, we recognise that for some people, alternative formats will provide everything they want, at least for now.

For golf to continue growing at its current rate, we have to keep connecting more people to golf clubs and facilities. The new facilities and initiatives springing up to cater for new players and those looking for non-traditional formats are among the reasons I strongly believe that our sport is more accessible and more welcoming to more people than ever before. We know that there is work still to do. It is underway and it will continue.

It is wonderful to have, for the first time, a global overview of

those golf federations in The R&A's jurisdiction over the same year. This report is valuable in allowing us to stay on top of key trends and benchmark progress. Thank you to all those who have contributed to this report and to everyone who supports golf, day in and day out around the world.



**Martin Slumbers**  
CEO, The R&A

**“For golf to continue growing at its current rate, we have to keep connecting more people to golf clubs and facilities.”**



## Background.

For the first time, The R&A is presenting participation in all of its affiliated markets across the world in a single report, representing the vast majority of the global population of 8 billion people.

Data relating to the number of registered golfers, and estimates of the number of unregistered golfers, were provided by affiliates and analysed by independent agency Sporting Insights.

As for estimates in previous years, the number of registered golfers and the number of unregistered 9 & 18 hole golfers has been estimated (described collectively in this report as '9 & 18 hole golfers'), but this year we have established formal measurements as well as estimates of the broader reach of golf around the world, including alternative formats that would not be accounted for through official channels.

To develop this we have used information from The R&A's International Golf Barometer. The Barometer tracks all forms of golf engagement and participation in detail across nine international markets. Information from this source was used to calculate multipliers to be able to project and calibrate the level of total adult engagement from the existing metrics provided by the affiliates, providing a broader evaluation of engagement than has been possible previously.

Where individual markets were included in the 2022 International Golf Barometer, consistent figures have been used for the Global

Golfer estimates. Where the information provided by affiliates is incomplete, we have used estimates to balance information for a particular market. Our estimates are based on insight from nationally representative studies, extrapolated to similar markets, and, where these are not available, on 'best' estimate calculations.

For the purposes of continental comparisons, please note that countries have been grouped according to their geographical location based on The R&A definitions.

# Global golf participation compared.

There are 8 million registered golfers in the 146 countries studied in this report, with an additional 31.6 million people playing on 9 or 18 hole golf courses but unaffiliated to their national federation. Total 9 & 18 hole player numbers have reached 39.6 million, up 15% compared to 2020 figures. New for 2023, this report also makes a global estimate (excluding the USA and Mexico) of the total number of adults engaged with golf – which stands at 61.2m.

This may seem a small percentage when compared against the total population represented by this report – nearly 8 billion people – but in reality, it highlights golf’s global appeal. Few other sports are played in such number in so many countries, by people of all ages, genders, demographic and socio-economic backgrounds. Even fewer can say that they have grown participation so rapidly over the past decade.

“Few other sports are played in such number in so many countries, by people of all ages, genders, demographic and socio-economic backgrounds.”



76%

of all 9 & 18 hole golfers are in Asia or Europe



## Top five 9 & 18 hole golfer markets overall

	Japan	8,143,000
	Canada	5,588,000
	Republic of Korea	5,350,000
	England	3,407,000
	Germany	2,117,000

Asia leads the way in terms of the total number of 9 & 18 hole golfers, with 16.1 million players but rapid growth in Europe over recent years has seen it bridge the gap, with 14 million players.

Canada is the next largest R&A region, albeit representing one country, with 5.6 million 9 & 18 hole golfers. Oceania remains one of the most vibrant regions, recording strong growth, as well as benefiting from more in-depth measurement of golf engagement. Since the last report there are now 2.9 million golfers playing on 9 & 18 hole courses. Africa has also experienced solid growth of 35% since the data was last collected.

The Caribbean, the smallest market by population, is unsurprisingly also the smallest in terms of golf participation, with 27,000 total 9 & 18 hole golfers playing on 89 golf courses.

These R&A international affiliate numbers reflect both registered and non-registered players. Registered golfers are those who are affiliated to national federations by golf club membership or through direct federation membership. Non-registered golfers include independent or nomadic golfers who play on full-length (9 or 18 hole) golf courses but are not club members and do not have direct affiliation to their national federation. The proportion of 9

& 18 hole course users who are registered varies by continent. In Canada, it is as low as 6% and in Asia it is only 13%. This may be influenced by several factors, such as the cost or accessibility of golf, or the fact that so many golfers in Asia do not feel the need to have a handicap and so are not affiliated to a club or federation in order to achieve this. Other continents all have between 20% and 38% of 9 & 18 hole golfers registered to their national federations. This is highest in the Middle East (38%) and the Caribbean (37%). Europe, Africa and Central and South America all have over 30% of 9 & 18 hole golfers registered.





Total adult engagement has been estimated for the first time worldwide in 2022, so this report does not include historical comparisons. However, the additional number of adults engaging with golf does highlight why it is so important to monitor these figures. The total of 61.2 million adults engaging with golf globally includes strong numbers in Europe and Asia in particular.

It is vital that golf continues to promote opportunities for exposing new people to the game in different environments and through different formats. The World Bank estimates that 56% of the world's population, or 4.4 billion people, currently live in cities, and that number is expected to rise to 70% by 2050. Global changes like this, and others including climate change, will of course impact what people want from golf and when and where they want it.

Simulator golf, multi-tier driving ranges built on smaller footprints and range based activities like Topgolf as well as family friendly activities like adventure golf are all important constituent parts in golf's ecosystem. They all have a role in making golf available in urban areas and in climates prone to extreme heat or cold, playable year round.

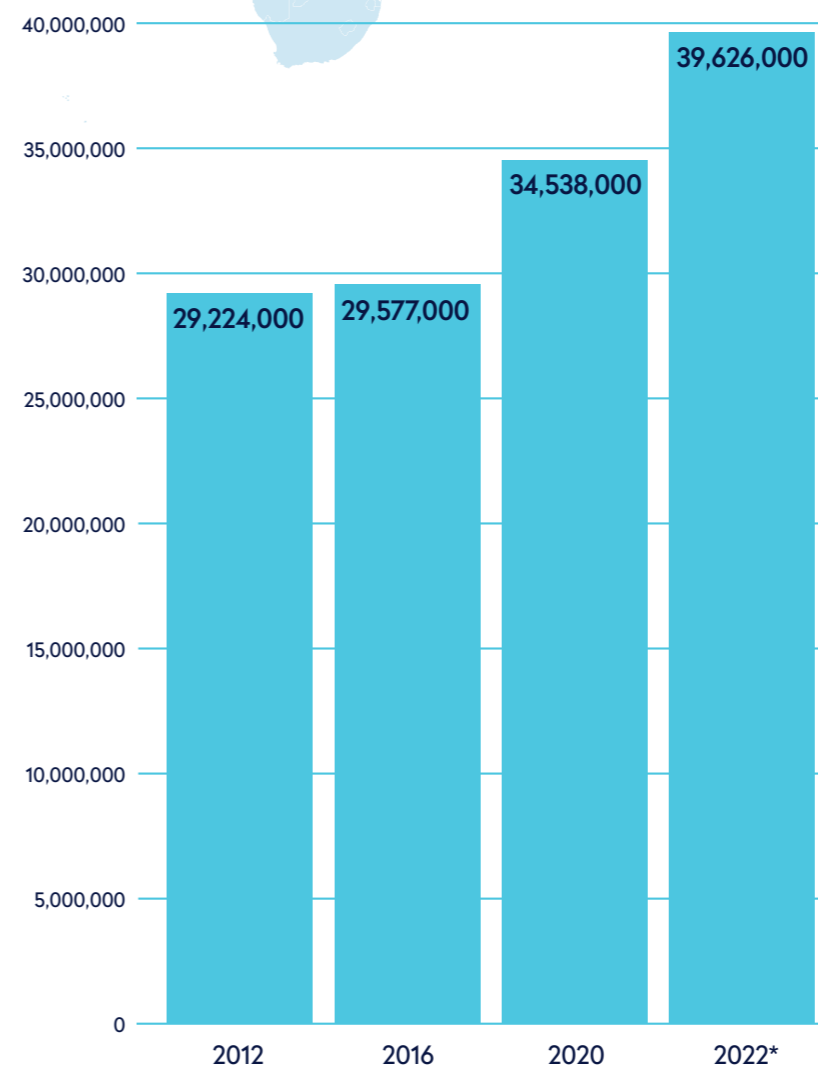
Some of those engaging with golf only in these alternative formats will go on, through the encouragement of family or friends, through national federation initiatives, or through personal curiosity and interest, to become 9 & 18 hole golfers in time. Others will not but, as this report shows, they are an important part of the golf market. They have, like so many around the world before them, discovered the simple joy of hitting a ball with a golf club, alone or in the company of friends and partners, parents, grandparents and children.

15%

increase in the number of people playing 9 or 18 hole golf since 2020

"It is vital that golf continues to promote opportunities for exposing new people to the game in different environments and through different formats."

### Number of 9 & 18 hole golfers by year



8.0M

registered golfers

31.6M

unregistered 9 & 18 hole golfers

61.2M

total adult engagement (including all formats)

\*2022 was the first year of the International Golf Barometer, previous years' figures were sourced solely from the national associations combined with industry stakeholder estimates.

# Global golf participation in numbers.

## Top 5 markets by registered golfer numbers

Country	Registered golfers 2022
England	740,673
Japan	707,580
Germany	682,942
Sweden	536,203
China	500,000

Europe and Asia dominate for all types of golf engagement, with three of the top five markets in Europe and two in Asia, in terms of registered golfer numbers.

## Golf engagement by region

Regions	Registered golfers 2022	All 9 & 18 hole golfers (incl. registered and independent) 2022	Total adult engagement with golf 2022
Africa	0.2M	0.6M	5.3M
Asia	2.0M	16.1M	22.5M
Caribbean	0.01M	0.03M	0.04M
Canada	0.3M	5.6M	6.6M
Central & South America	0.1M	0.3M	1.8M
Europe	4.6M	14.0M	21.1M
Middle East	0.02M	0.04M	0.1M
Oceania	0.8M	2.9M	3.9M
<b>Total</b>	<b>8.0M</b>	<b>39.6M</b>	<b>61.2M</b>

Women make up 23% of adult registered golfers worldwide. The Republic of Korea, Germany and The Netherlands show the strongest representation of women amongst registered adult golfers. This underlines the importance of work such as the Women in Golf Charter and strategic positioning at a country level to ensure that golf is presented in a way that is appealing to all genders.

Looking only at countries with at least 200,000 adult registered golfers, the following markets have the highest proportion of adult female golfers:

## Markets with more than 200,000 adult registered golfers and a minimum of 22% representation of women

Country	% of adult registered golfers who are women	Number of registered women
Republic of Korea	45%	211,822
Germany	36%	638,665
Netherlands	32%	399,061
Spain	27%	257,040
France	27%	398,807
Sweden	27%	473,583
Canada	22%	300,180

“Of all adult registered golfers globally, women make up 23%. Women make up at least 25% of adult registered golfers in 42 markets around the world.”

# Africa.

## Region Summary



Africa has enjoyed strong growth in terms of total 9 & 18 hole golfers since the last report in 2020, with an estimated 594,000 9 & 18 hole golfers in Africa in 2022.

Registered golfer numbers are also slightly up, with 10,000 more golfers officially affiliated to African golf federations and nearly 200,000 registered across the continent in 2022.

Total numbers of recorded junior registered golfers in Africa have risen by nearly 5,000 in the last two years and, encouragingly, in nearly two thirds of the African nations included in this report, juniors make up more than 10% of registered golfers, suggesting that

strong groundwork is being laid for the further evolution of the sport in the coming years. Greater female participation is also developing, with Morocco and Nigeria now reporting that women represent over 30% of adult registered golfers. In 21 out of the 24 countries where data on gender distribution is available, women make up more than 10% of registered adult golfers.

Encouragingly, Africa also has a large number of alternative format golfers. Total adult engagement with golf on the continent is estimated at 5.3 million, giving Africa the highest ratio of alternative to 9 & 18 hole play.

198,000

registered golfers

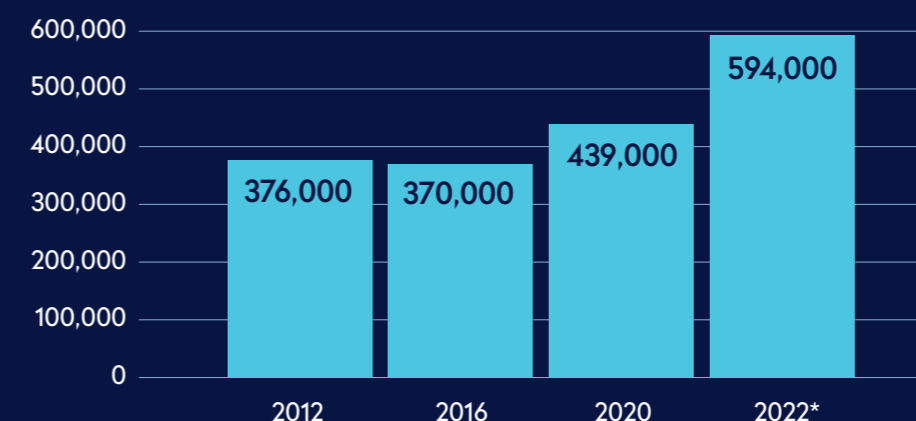
396,000

unregistered 9 & 18 hole golfers

5.3M

total adult engagement (including all formats)

## Number of 9 & 18 hole golfers by year - Africa



\*2022 was the first year of the International Golf Barometer, previous years' figures were sourced solely from the national associations combined with industry stakeholder estimates.



# Africa Market Summary.

Country	Total Population	Registered golfers 2022	Adult male registered golfers	Adult female registered golfers	Junior registered golfers	All 9 & 18 hole golfers (incl. registered and independent)	Number of golf courses	9 & 18 hole golfers per course
Algeria	44,177,969	600	-	-	-	1,200	1	1,200
Botswana	2,588,423	610	-	-	10	2,560	9	284
Cameroon	27,198,628	640	-	-	-	1,920	4	480
Democratic Republic of Congo	95,894,118	553	-	-	-	1,660	3	553
Egypt	109,262,178	1,400	600	200	600	2,000	35	57
Eswatini	1,192,271	677	585	75	17	2,560	9	284
Ethiopia	120,283,026	126	107	17	2	380	2	190
Gabon	2,341,179	366	265	53	48	1,100	5	220
Gambia (The)	2,639,916	165	81	22	62	500	1	500
Ghana	32,833,031	1,774	1,305	252	217	6,000	16	375
Ivory Coast	27,478,249	500	350	20	130	1,000	3	333
Kenya	53,005,614	12,099	8,712	2,666	721	24,000	48	500
Liberia	5,193,416	320	-	-	-	960	2	480
Libya	6,735,277	336	136	-	200	1,280	5	256
Madagascar	28,915,653	250	180	50	20	500	5	100
Malawi	19,889,742	700	400	150	150	1,000	12	83
Mauritius	1,266,060	1,463	1,124	254	85	4,000	15	267
Morocco	37,076,584	8,310	4,034	2,060	2,216	25,000	63	397
Namibia	2,530,151	1,548	1,346	137	65	5,000	14	357
Nigeria	213,401,323	11,000	5,500	3,000	2,500	33,000	55	600
Senegal	16,876,720	300	220	30	50	900	3	300
Seychelles	99,258	156	130	20	6	640	2	320
Sierra Leone	8,420,641	147	75	15	57	440	2	220
South Africa	59,392,255	145,510	121,360	15,435	8,715	450,000	472	953
Tanzania	63,588,334	751	568	81	102	1,500	12	125
Tunisia	12,262,946	1,118	592	198	328	3,000	16	188
Uganda	45,853,778	1,464	786	267	411	4,000	19	211
Zambia	19,473,125	2,056	1,531	252	273	6,000	26	231
Zimbabwe	15,993,524	3,800	2,800	500	500	12,000	38	316

# Asia.

## Region Summary

The world's largest and most populous continent, it is perhaps unsurprising that Asia has more golfers than any other continent in this report. With 16.1 million 9 & 18 hole golfers and five countries with over 300,000 9 & 18 hole golfers, Asia remains narrowly ahead of Europe. Total adult engagement also puts Asia top of the list, with 22.5 million engaged with any format of golf.

However, despite surpassing 2 million registered golfers thanks to a 7% growth since 2020, Asia has fewer registered golfers as a proportion of its number of 9 & 18 hole golfers than other markets. In total, the number of 9 & 18 hole golfers in Asia dropped very slightly (5,000 players) compared to 2020. With 8.1 million 9 & 18 hole golfers, Japan has the highest number of

9 & 18 hole players of any affiliate, and the Republic of Korea has 5.4 million 9 & 18 hole golfers – making it the third largest R&A affiliate market on this metric.

The development of engaging and fun means of interacting with golf is particularly important in Asia, where many golfers are unable to access memberships and tee times and where the golf infrastructure for on-course options is more limited. The Republic of Korea, Singapore, Hong Kong and Japan have some of the highest numbers of golfers per 9 & 18 hole courses internationally.

Finding ways to bring more golfers into the official federation ecosystem is a major task for the various federations in Asia. The traditional link between federation

and golfer via handicapping is not as strong in Asia as many golfers do not feel the need to maintain an official handicap. Culturally the keeping of scores and comparisons between players means that often they do not require official handicaps. Handicapping is established in Singapore and Japan and initiatives in Korea by the Korea Golf Association to build official handicapping are a positive step.

2.0M

registered golfers

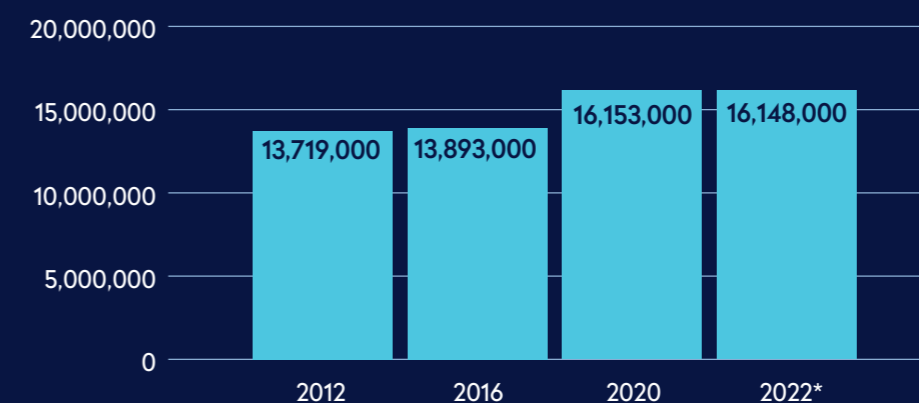
14.1M

unregistered 9 & 18 hole golfers

22.5M

total adult engagement (including all formats)

### Number of 9 & 18 hole golfers by year - Asia



\*2022 was the first year of the International Golf Barometer, previous years' figures were sourced solely from the national associations combined with industry stakeholder estimates.

# Asia Market Summary.

Country	Total Population	Registered golfers 2022	Adult male registered golfers	Adult female registered golfers	Junior registered golfers	All 9 & 18 hole golfers (incl. registered and independent)	Number of golf courses	9 & 18 hole golfers per course
Afghanistan	40,099,462	300	150	20	130	600	1	600
Armenia*	2,790,974	50	15	5	30	90	1	90
Azerbaijan	10,137,750	171	136	17	18	960	3	320
Bangladesh	169,356,251	12,342	11,456	496	390	13,000	20	650
Bhutan	777,486	640	-	-	-	1,920	4	480
Cambodia	16,589,023	500	-	-	-	3,840	13	295
China	1,412,360,000	500,000	400,000	100,000	-	1,000,000	605	1,653
Chinese Taipei	23,574,052	61,500	32,000	25,200	4,300	185,000	87	2,126
Georgia*	3,708,610	248	191	39	18	500	4	125
Hong Kong	7,413,100	14,548	10,217	3,675	656	44,000	14	3,143
India	1,407,563,842	175,000	90,000	60,000	25,000	350,000	296	1,182
Indonesia	273,753,191	14,084	-	-	295	42,000	170	247
Japan	125,681,593	707,580	630,133	68,869	8,578	8,143,000	3,090	2,635
Kazakhstan*	19,000,988	1,020	600	200	220	3,060	9	340
Kyrgyzstan	6,691,800	45	-	-	-	330	1	330
Laos	7,425,057	2,240	-	-	-	6,000	13	462
Malaysia	33,573,874	192,987	166,125	25,381	1,481	579,000	244	2,373
Mongolia	3,347,782	123	102	21	-	380	4	95
Myanmar	53,798,084	228	160	8	60	4,300	119	36
Nepal	30,034,989	1,050	800	50	200	3,000	6	500
Pakistan	231,402,117	8,800	8,400	250	150	27,000	52	519
Philippines	113,880,328	25,000	23,500	1,000	500	75,000	132	568
Republic of Korea	51,744,876	214,000	115,781	96,041	2,178	5,350,000	844	6,339
Singapore	5,453,566	40,000	31,200	6,800	2,000	120,000	26	4,615
Sri Lanka	22,156,000	400	200	25	175	1,200	8	150
Thailand	71,601,103	17,935	11,223	2,631	4,081	116,000	319	364
Vietnam	97,468,029	39,326	33,426	2,537	3,363	78,000	96	813

\*Armenia, Georgia and Kazakhstan are members of the EGA

# Canada.

## Region Summary

Canada is the second biggest affiliate worldwide in terms of 9 & 18 hole golfer numbers, but compared to other regions in this study, relatively few of Canada's golfers are registered players. Just 6% of 9 & 18 hole golfers are registered players, although there has been a 12% uptick in registered players since data was last collected in 2020.

The data also unearths a relatively small proportion of people engaging solely with other forms of golf. As a more developed golfing market with high golfing participation as a percentage of the population – at 15% Canada sits in the top five countries in the world on this metric - this is perhaps not surprising, but it still highlights opportunities for future growth and outreach to non-golfing populations.

Looking at historic comparisons, 9 & 18 hole golfer levels have remained relatively static in Canada between 5.5 and 5.8 million. The R&A's International Golf Barometer has measured 5.6 million 9 & 18 hole golfers, and 6.6 million adults engaged with some format of golf, making it one of the most active and strong golfing markets in the R&A's jurisdiction.

Juniors represent 6% of registered golfers in Canada and the male : female ratio among registered players is 78 : 22.

With Brooke Henderson capturing her second major last year, and several men's professionals vying to follow in Mike Weir's footsteps as the country's next men's major champion, plus strongly attended tournaments

in the country, including 2022's memorable Canadian Open won by Rory McIlroy and the 2022 Presidents Cup, there are reasons for optimism.

319,000

registered golfers

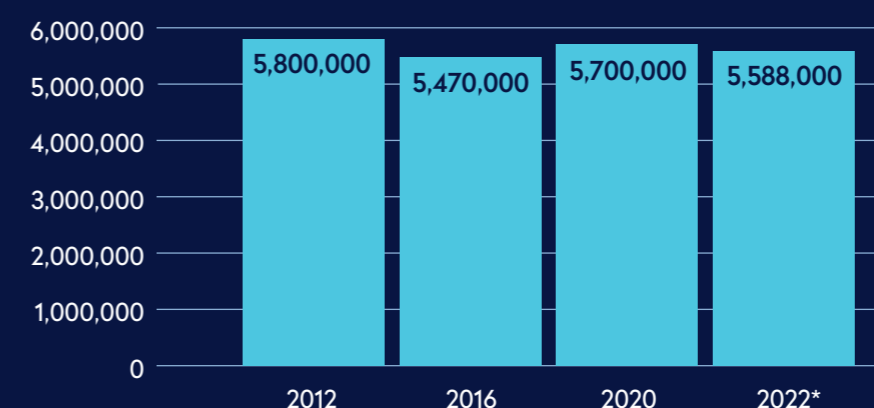
5.3M

unregistered 9 & 18 hole golfers

6.6M

total adult engagement (including all formats)

### Number of 9 & 18 hole golfers by year - Canada



\*2022 was the first year of the International Golf Barometer, previous years' figures were sourced solely from the national associations combined with industry stakeholder estimates.



# Canada Market Summary.

Country	Total Population	Registered golfers 2022	Adult male registered golfers	Adult female registered golfers	Junior registered golfers	All 9 & 18 hole golfers (incl. registered and independent)	Number of golf courses	9 & 18 hole golfers per course
 Canada	38,246,108	319,340	234,140	66,040	19,160	5,588,000	2,530	2,209



# Caribbean.

## Region Summary

The Caribbean region saw an increase in total 9 & 18 hole golfers in 2022 amongst both registered golfers and unregistered 9 & 18 hole players. This figure is now at 27,000, while with the newly tracked alternative format metric takes the total number to 43,000 adults engaged in any format of golf. The Caribbean has one of the highest rates of golfer registration of all regions. In total, 37% of all 9 & 18 hole golfers are registered, trailing only the Middle East (38%).

account for a third of registered golfers (the 14th best percentage of the global markets studied) in Bermuda, which also has the second most registered golfers in the region. The Dominican Republic, which is home to over a third of the region's 89 golf courses, has the most registered golfers in the Caribbean.

Bermuda is the region's gold standard in terms of golfers as a proportion of the overall population. Overall, 9% of Bermuda plays golf, placing it in the top ten globally. The island is also the Caribbean's flag bearer in terms of female golf participation. Women

10,000  
registered golfers

17,000  
unregistered 9 & 18 hole golfers

43,000  
total adult engagement (including all formats)

Number of 9 & 18 hole golfers by year - Caribbean



\*2022 was the first year of the International Golf Barometer, previous years' figures were sourced solely from the national associations combined with industry stakeholder estimates.



# Caribbean Market Summary.

Country	Total Population	Registered golfers 2022	Adult male registered golfers	Adult female registered golfers	Junior registered golfers	All 9 & 18 hole golfers (incl. registered and independent)	Number of golf courses	9 & 18 hole golfers per course
Barbados	281,200	780	564	163	53	2,340	7	334
Bermuda	63,867	1,800	1,157	578	65	6,000	7	857
Cayman Islands	68,136	200	145	30	25	600	2	300
Dominican Republic	11,117,873	3,500	3,197	153	150	11,000	36	306
Haiti	11,447,569	125	92	18	15	380	1	380
Jamaica	2,827,695	172	127	15	30	510	11	46
Saint Maarten	42,846	190	170	20	-	570	1	570
The Bahamas	407,906	1,427	1,004	237	186	2,000	13	154
Trinidad & Tobago	1,525,663	1,520	1,075	225	220	4,000	8	500
Virgin Islands	105,870	480	-	-	-	1,440	3	480



# Central & South America

## Region Summary

Central and South America has enjoyed strong and consistent growth in the total number of 9 & 18 hole golfers in recent years. A 64% rise against 2020 represents a strong performance, but even more noteworthy is the rapid growth since 2012 and 2016. Compared to a decade ago, golf participation in the region has grown by over 200%, and though golfer numbers are still small compared to overall populations, these are positive signs for golf's presence in the region. With 0.03% of the region's total population registered as golfers, Central and South America is in a similar

position to Asia, the Caribbean and Africa, where participation is between 0.02% and 0.04%.

That comes despite a small drop in the number of registered golfers compared to 2020.

Total adult engagement is estimated at 1.8m players. Continuing to use alternative formats to introduce new players to the sport, while also providing pathways for some of those golfers currently playing at driving ranges, pitch & putt courses, or short courses to experience 9 & 18 hole play affordably and accessibly, is a key challenge and a key to fostering future growth.

122,000

registered golfers

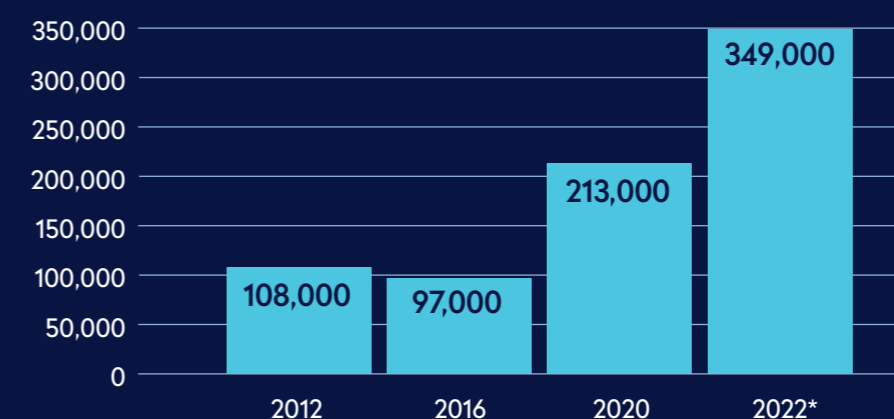
227,000

unregistered 9 & 18 hole golfers

1.8M

total adult engagement (including all formats)

### Number of 9 & 18 hole golfers by year - Central & South America



\*2022 was the first year of the International Golf Barometer, previous years' figures were sourced solely from the national associations combined with industry stakeholder estimates.



# Central & South America Market Summary.

Country	Total Population	Registered golfers 2022	Adult male registered golfers	Adult female registered golfers	Junior registered golfers	All 9 & 18 hole golfers (incl. registered and independent)	Number of golf courses	9 & 18 hole golfers per course
Argentina	45,808,747	58,000	48,600	8,100	1,300	157,000	352	446
Belize	400,031	27	27	-	-	80	2	40
Bolivia	12,079,472	500	268	72	160	1,500	11	136
Brazil	214,326,223	8,799	7,124	1,386	289	27,000	125	216
Chile	19,493,184	18,222	14,800	2,335	1,087	54,000	78	692
Colombia	51,516,562	12,687	10,034	1,823	830	38,000	67	567
Costa Rica	5,153,957	780	639	85	56	2,340	14	167
Curaçao	152,369	400	-	-	-	1,200	3	400
Ecuador	17,797,737	1,181	695	83	403	3,000	13	231
El Salvador	6,314,167	180	80	20	80	600	3	200
Falkland Islands	3,500	320	-	-	-	960	1	960
Guatemala	17,109,746	1,495	1,219	188	88	4,000	7	571
Honduras	10,278,345	1,280	-	-	-	4,000	9	444
Nicaragua	6,850,540	161	121	11	29	1,280	4	320
Panamá	4,351,267	1,500	-	-	-	5,000	13	385
Paraguay	6,703,799	1,038	879	101	58	1,400	10	140
Peru	33,715,471	3,234	2,537	566	131	9,000	13	692
Uruguay	3,426,260	1,193	955	185	53	3,000	14	214
Venezuela	28,199,867	12,020	9,200	2,020	800	36,000	22	1,636



# Europe. Region Summary



The growth of golf in Europe is part of an overall positive trend in this region, with 4.6 million registered golfers and 9.4m unregistered 9 & 18-hole golfers in Europe.

As well as the headline growth in 9 & 18 hole golfers, a wide range of metrics indicate the strength of the sport in Europe.

Total adult engagement, tracked for the first time in this year's report, shows over 21.1m people in Europe engaging with golf. This puts Europe second only narrowly behind Asia (22.5m) among R&A affiliated regions.

In terms of female participation, 13 of the top 20 countries for female golfers as a proportion of registered players are European,

with Austria, Liechtenstein, Germany, Switzerland and Estonia all featuring in the top ten.

As for junior golf participation, the outright percentages tend to be dominated by countries with fewer registered golfers. However, looking at countries with at least 5,000 registered golfers, the number of junior golfers in Europe appears to be strong. Fifteen of the top 20 countries with the highest proportion of junior players among their registered golfers are in Europe, with that group including a mix of northern, eastern, central, western and southern European nations.

Looking at the proportion of national populations who play golf, Iceland, Scotland, Ireland and

Sweden all appear in the top eight worldwide, with at least 10% of the population playing 9 or 18 hole golf.

Despite being smaller in terms of land area than other continents, Europe has many countries with a relatively high concentration of golf courses. England, Germany, France, Sweden and Scotland all appear in the top ten countries ordered by number of courses, with Spain, Ireland, the Netherlands, Denmark and Italy placed between 10th and 20th.

4.6M

registered golfers

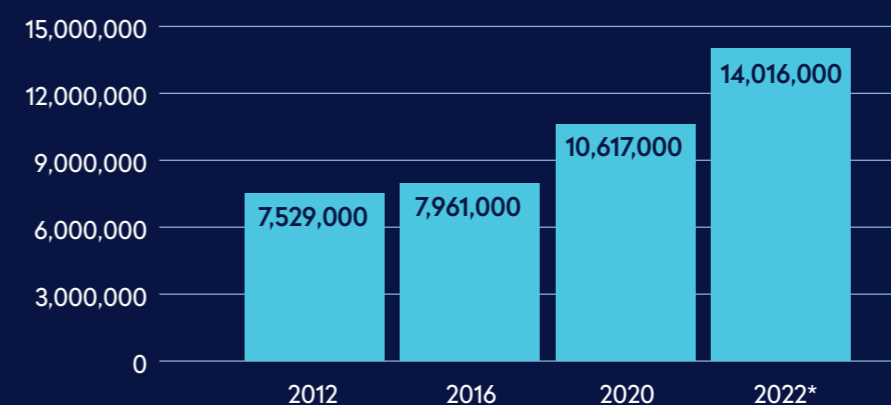
9.5M

unregistered 9 & 18 hole golfers

21.1M

total adult engagement (including all formats)

## Number of 9 & 18 hole golfers by year - Europe



\*2022 was the first year of the International Golf Barometer, previous years' figures were sourced solely from the national associations combined with industry stakeholder estimates.

# Europe Market Summary.

Country	Total Population	Registered golfers 2022	Adult male registered golfers	Adult female registered golfers	Junior registered golfers	All 9 & 18 hole golfers (incl. registered and independent)	Number of golf courses	9 & 18 hole golfers per course
Andorra	79,034	448	288	88	72	900	2	450
Armenia*	2,790,974	50	15	5	30	90	1	90
Austria	8,955,797	96,878	56,021	34,276	6,581	194,000	204	951
Belarus	9,340,314	634	359	163	112	1,780	2	890
Belgium	11,592,952	77,830	46,340	23,646	7,844	156,000	122	1,279
Bosnia and Herzegovina	3,270,943	187	130	27	30	390	2	195
Bulgaria	6,877,743	955	621	176	158	2,130	10	213
Croatia	3,899,000	854	598	211	45	1,640	6	273
Cyprus	1,244,188	1,250	934	274	42	2,460	12	205
Czech Republic	10,505,772	52,730	32,005	13,407	7,318	106,000	133	797
Denmark	5,856,733	163,865	111,461	44,860	7,544	328,000	340	965
England	56,550,138	740,673	620,758	86,659	33,256	3,407,000	2,357	1,445
Estonia	1,330,932	3,831	2,232	1,229	370	8,000	11	727
Finland	5,541,017	154,415	98,529	39,488	16,398	308,000	189	1,630
France	67,749,632	441,961	291,886	106,921	43,154	1,459,000	815	1,790
Georgia*	3,708,610	248	191	39	18	500	4	125
Germany	83,196,078	682,942	409,072	229,593	44,277	2,117,000	1,053	2,010
Greece	10,641,221	1,190	650	200	340	1,790	10	179
Hungary	9,709,891	2,229	1,670	372	187	6,000	16	375
Iceland	372,520	23,292	13,200	6,875	3,217	68,000	71	958
Ireland	6,928,675	218,972	162,667	40,526	15,779	1,007,000	358	2,813
Israel*	9,364,000	544	466	62	16	1,080	1	1,080
Italy	59,109,668	94,046	63,292	20,799	9,955	544,000	311	1,781
Kazakhstan*	19,000,988	1,020	600	200	220	3,060	9	340
Latvia	1,884,490	5,644	3,533	1,678	433	12,000	11	1,091
Liechtenstein	39,039	1,444	853	491	100	3,000	-	-
Lithuania	2,800,839	1,084	649	249	186	4,000	7	571
Luxembourg	640,064	3,523	2,089	1,022	412	7,000	5	1,400
Malta	518,536	614	433	108	73	1,220	1	1,220

\* Armenia, Georgia, Israel and Kazakhstan are members of the EGA

Netherlands	17,533,044	415,791	269,588	129,473	16,730	832,000	350	2,377
Norway	5,408,320	129,872	90,485	25,221	14,166	257,000	187	1,374
Poland	37,747,124	6,652	4,566	1,319	767	14,000	56	250
Portugal	10,325,147	17,252	12,608	3,337	1,307	32,000	111	288
Republic of North Macedonia	2,065,092	38	35	3	-	110	1	110
Romania	19,119,880	1,504	1,091	321	92	3,000	9	333
Russia	143,449,286	3,574	2,029	930	615	7,000	28	250
San Marino	33,745	158	96	17	45	300	2	150
Scotland	5,466,000	210,012	166,363	22,289	21,360	966,000	560	1,725
Serbia	6,834,326	813	573	166	74	1,480	2	740
Slovakia	5,447,247	9,878	6,018	2,580	1,280	20,000	33	606
Slovenia	2,108,079	6,393	4,576	1,552	265	14,000	17	823
Spain	47,415,750	293,560	187,798	69,242	36,520	588,000	486	1,210
Sweden	10,415,811	536,203	347,153	126,430	62,620	1,072,000	661	1,622
Switzerland	8,703,405	102,128	61,612	34,312	6,204	204,000	117	1,744
Turkey	84,775,404	6,371	3,708	1,680	983	12,000	33	364
Ukraine	43,792,855	2,450	1,385	658	407	4,000	6	667
Wales	3,169,586	53,086	43,901	5,637	3,548	244,000	184	1,326





# Middle East.

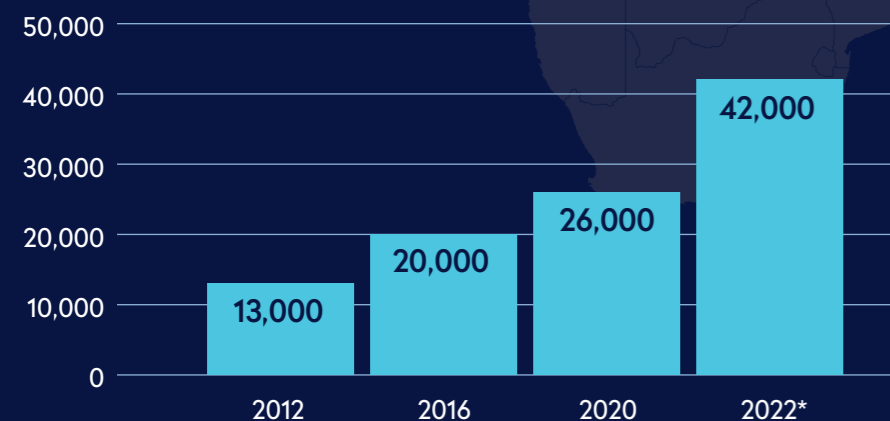
## Region Summary

Since 2012, 9 & 18 hole golfer numbers have risen by 62% compared to 2020, by 110% compared to 2016 and by 223% compared to 2012. There are now 42,000 total 9 & 18 hole golfers, including 16,000 registered golfers. With 38% of 9 & 18 hole golfers registered, the Middle East leads the world on this metric.

Getting more women and juniors into the game remains a key challenge.

Overall, golf in the region is still in the early stages of golf participation development. While the Middle East continues to host multiple Tour level events and is often an aspirational destination for golf trips and holidays, regular resident play remains relatively low. Less than 0.1% of the region's total population play golf, presenting one of the greatest opportunities for growth worldwide.

### Number of 9 & 18 hole golfers by year - Middle East



16,000

registered golfers

26,000

unregistered  
9 & 18 hole golfers

65,000

total adult engagement  
(including all formats)

\*2022 was the first year of the International Golf Barometer, previous years' figures were sourced solely from the national associations combined with industry stakeholder estimates.

## Middle East Market Summary.

Country	Total Population	Registered golfers 2022	Adult male registered golfers	Adult female registered golfers	Junior registered golfers	All 9 & 18 hole golfers (incl. registered and independent)	Number of golf courses	9 & 18 hole golfers per course
Bahrain (Kingdom of)	1,463,265	760	665	60	35	810	6	135
Iran	87,923,432	1,965	930	645	390	6,000	1	6,000
Israel*	9,364,000	544	466	62	16	1,080	1	1,080
Jordan	11,148,278	100	34	14	52	300	3	100
Lebanon	5,592,631	350	320	20	10	450	1	450
Oman (Sultanate of)	4,520,471	661	532	86	43	1,980	6	330
Qatar	2,688,235	1,500	1,050	350	100	3,000	6	500
Saudi Arabia	35,950,396	2,680	2,276	104	300	8,000	14	571
United Arab Emirates	9,365,145	7,008	5,590	1,020	398	21,000	31	677



\*Israel is a member of the EGA

# Oceania.

## Region Summary

There are 2.9m 9 & 18 hole golfers in Oceania, and the region has recorded one of the fastest growths in player numbers in this timeframe. 2020 had seen a notable drop off compared to 2016, perhaps unsurprising given that the region was host to some of the strictest lockdown restrictions in the world.

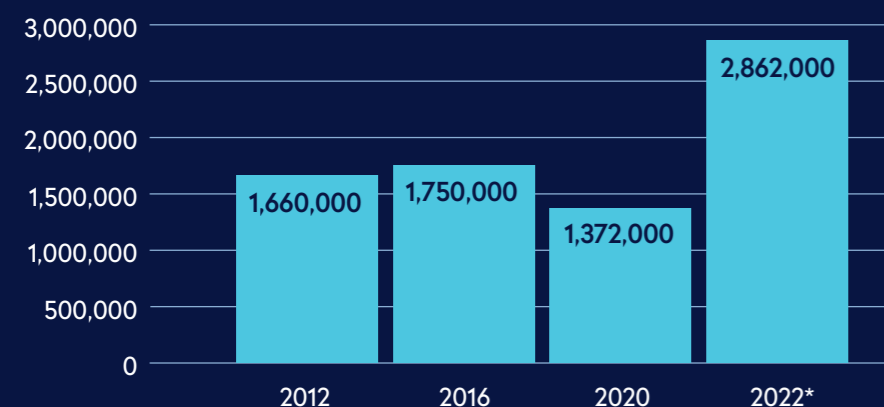
With 1.4% of the population counted as 9 & 18 hole golfers, the region is the best performing in the world on this metric, almost double the level of the next closest challenger (Canada). Looking at all 9 & 18 hole golfers (including non-registered players), 6.8% of Oceania's population playing the sport puts it substantially

ahead of almost all other regions (except Canada). That 19% of New Zealanders are golfers, the highest of any country with over 1,000 players, and 7% of Australians are golfers is a major contributor.

Perhaps unsurprisingly, Oceania also has among the most golf courses in the world relative to its population. The region has 21,000 people (all people not just golfers) for every course, behind only Canada in this study.

Looking at the broadest engagement with golf, including alternative formats play, total adult engagement stands at nearly 4 million players.

### Number of 9 & 18 hole golfers by year - Oceania



755,000

registered golfers

21M

unregistered 9 & 18 hole golfers

3.9M

total adult engagement (including all formats)

## Oceania Market Summary.

Country	Total Population	Registered golfers 2022	Adult male registered golfers	Adult female registered golfers	Junior registered golfers	All 9 & 18 hole golfers (incl. registered and independent)	Number of golf courses	9 & 18 hole golfers per course
Australia	25,688,079	426,384	333,199	76,944	16,241	1,876,000	1,568	1,196
Cook Islands	17,500	280	190	70	20	840	2	420
Fiji	924,610	1,190	1,000	100	90	4,000	14	286
New Zealand	5,122,600	323,118	260,527	51,945	10,646	969,000	404	2,399
Papua New Guinea	9,949,437	1,500	1,000	300	200	5,000	15	333
Samoa	218,764	2,455	-	-	-	4,000	4	1,000
Vanuatu	319,137	209	146	38	25	1,600	5	320



\*2022 was the first year of the International Golf Barometer, previous years' figures were sourced solely from the national associations.



## R&A Affiliate Region & Countries Statistical Summary

The following tables rank and detail the regional summaries, national federation supplied statistics and numbers from the International Golf Barometer, supported by best estimates where country numbers are incomplete, to show comparability globally across The R&A's affiliates.

### Registered Golfers by Region

	Registered golfers 2022	% of all registered golfers
Africa	198,739	2%
Asia	2,030,067	25%
Caribbean	10,194	0.1%
Central & South America	123,017	2%
Europe	4,567,413	57%
Middle East	15,568	0.2%
Canada	319,340	4%
Oceania	755,136	9%
<b>Total</b>	<b>8,019,474</b>	<b>100%</b>

### All 9 & 18 Hole Golfers by Region

	All 9 & 18 hole golfers (incl. registered and independent) 2022	% of all 9 & 18 hole golfers
Africa	594,100	1%
Asia	16,148,090	41%
Caribbean	28,840	0.1%
Central & South America	349,360	1%
Europe	14,017,630	35%
Middle East	42,620	0.1%
Canada	5,588,000	14%
Oceania	2,860,440	7%
<b>Total</b>	<b>39,629,080</b>	<b>100%</b>

### Total Adult Engagement with Golf by Region

	Total Adult Engagement with Golf 2022	% of all Adult Engagement
Africa	5,252,000	9%
Asia	22,457,000	37%
Caribbean	43,000	0.1%
Central & South America	1,762,000	3%
Europe	21,103,000	34%
Middle East	65,000	0.1%
Canada	6,570,000	11%
Oceania	3,926,000	6%
<b>Total</b>	<b>61,178,000</b>	<b>100%</b>

### Registered Golfers – ranked from highest to lowest absolute numbers

Market	Registered golfers 2022		
England	740,673	Russia	3,574
Japan	707,580	Luxembourg	3,523
Germany	682,942	Dominican Republic	3,500
Sweden	536,203	Peru	3,234
China	500,000	Saudi Arabia	2,680
France	441,961	Samoa	2,455
Australia	426,384	Ukraine	2,450
Netherlands	415,791	Laos	2,240
New Zealand	323,118	Hungary	2,229
Canada	319,340	Zambia	2,056
Spain	293,560	Iran	1,965
Ireland	218,972	Bermuda	1,800
Republic of Korea	214,000	Ghana	1,774
Scotland	210,012	Namibia	1,548
Malaysia	192,987	Trinidad & Tobago	1,520
India	175,000	Romania	1,504
Denmark	163,865	Qatar	1,500
Finland	154,415	Papua New Guinea	1,500
South Africa	145,510	Panamá	1,500
Norway	129,872	Guatemala	1,495
Switzerland	102,128	Uganda	1,464
Austria	96,878	Mauritius	1,463
Italy	94,046	Liechtenstein	1,444
Belgium	77,830	Bahamas (The)	1,427
Chinese Taipei	61,500	Egypt	1,400
Argentina	58,000	Honduras	1,280
Wales	53,086	Cyprus	1,250
Czech Republic	52,730	Uruguay	1,193
Singapore	40,000	Greece	1,190
Vietnam	39,326	Fiji	1,190
Philippines	25,000	Ecuador	1,181
Iceland	23,292	Tunisia	1,118
Chile	18,222	Lithuania	1,084
Thailand	17,935	Nepal	1,050
Portugal	17,252	Paraguay	1,038
Hong Kong	14,548	Kazakhstan	1,020
Indonesia	14,084	Bulgaria	955
Colombia	12,687	Croatia	854
Bangladesh	12,342	Serbia	813
Kenya	12,099	Barbados	780
Venezuela	12,020	Costa Rica	780
Nigeria	11,000	Bahrain (Kingdom of)	760
Slovakia	9,878	Tanzania	751
Pakistan	8,800	Malawi	700
Brazil	8,799	Eswatini	677
Morocco	8,310	Oman (Sultanate of)	661
United Arab Emirates	7,008	Cameroon	640
Poland	6,652	Bhutan	640
Slovenia	6,393	Belarus	634
Turkey	6,371	Malta	614
Latvia	5,644	Botswana	610
Estonia	3,831	Algeria	600
Zimbabwe	3,800	Democratic Republic of Congo	553
		Israel	544
		Ivory Coast	500
		Cambodia	500
		Bolivia	500
		Virgin Islands	480
		Andorra	448
		Sri Lanka	400
		Curaçao	400
		Gabon	366
		Lebanon	350
		Libya	336
		Liberia	320
		Falkland Islands	320
		Senegal	300
		Afghanistan	300
		Cook Islands	280
		Madagascar	250
		Georgia	248
		Myanmar	228
		Vanuatu	209
		Cayman Islands	200
		Saint Maarten	190
		Bosnia and Herzegovina	187
		El Salvador	180
		Jamaica	172
		Azerbaijan	171
		Gambia (The)	165
		Nicaragua	161
		San Marino	158
		Seychelles	156
		Sierra Leone	147
		Ethiopia	126
		Haiti	125
		Mongolia	123
		Jordan	100
		Armenia	50
		Kyrgyzstan	45
		Republic of North Macedonia	38
		Belize	27

Registered Golfers per Course (Golf Around the World) – ranked from highest to lowest golfers per course

Market	Registered golfers per course
Iran	1965
Singapore	1538
Netherlands	1188
Hong Kong	1039
Switzerland	873
China	826
Finland	817
Sweden	811
New Zealand	800
Malaysia	791
Chinese Taipei	707
Luxembourg	705
Norway	695
Germany	649
Belgium	638
Bangladesh	617
Malta	614
Samoa	614
Ireland	612
Spain	604
Algeria	600
India	591
Venezuela	546
Israel	544
France	542
Latvia	513
Denmark	482
Austria	475
Vietnam	410
Ukraine	408
Serbia	407
Czech Republic	396
Slovenia	376
Scotland	375
Lebanon	350
Estonia	348
Iceland	328
Falkland Islands	320
Belarus	317
England	314
South Africa	308
Italy	302
Afghanistan	300
Slovakia	299
Wales	289
Australia	272
Bermuda	257
Republic of Korea	254
Kenya	252
Qatar	250
Peru	249
Chile	234
Japan	229
United Arab Emirates	226
Andorra	224
Guatemala	214
Nigeria	200
Turkey	193
Saudi Arabia	191
Saint Maarten	190
Trinidad & Tobago	190
Philippines	189
Colombia	189
Democratic Republic of Congo	184
Nepal	175
Laos	172
Pakistan	169
Ivory Coast	167
Romania	167
Gambia (The)	165
Argentina	165
Cameroon	160
Liberia	160
Bhutan	160
Virgin Islands	160
Lithuania	155
Portugal	155
Croatia	142
Honduras	142
Cook Islands	140
Hungary	139
Curaçao	133
Morocco	132
Russia	128
Bahrain (Kingdom of)	127
Canada	126
Haiti	125
Greece	119
Poland	119
Panamá	115
Kazakhstan	113
Ghana	111
Namibia	111
Barbados	111
Bahamas (The)	110
Oman (Sultanate of)	110
Cyprus	104
Paraguay	104
Senegal	100
Zimbabwe	100
Cayman Islands	100
Papua New Guinea	100
Mauritius	98
Dominican Republic	97
Bulgaria	96
Bosnia and Herzegovina	94
Ecuador	91
Fiji	85
Uruguay	85
Indonesia	83
Zambia	79
San Marino	79
Seychelles	78
Uganda	77
Eswatini	75
Sierra Leone	74
Gabon	73
Tunisia	70
Brazil	70
Botswana	68
Libya	67
Ethiopia	63
Tanzania	63
Georgia	62
El Salvador	60
Malawi	58
Azerbaijan	57
Thailand	56
Costa Rica	56
Madagascar	50
Sri Lanka	50
Armenia	50
Kyrgyzstan	45
Bolivia	45
Vanuatu	42
Egypt	40
Nicaragua	40
Cambodia	38
Republic of North Macedonia	38
Jordan	33
Mongolia	31
Jamaica	16
Belize	14
Myanmar	2
Liechtenstein	-

Adult male registered golfers - showing absolute numbers and % of adult registered golfers

Market	Male registered golfers as a % of adult registered golfers	Adult male registered golfers 2022
Libya	100%	136
Belize	100%	27
Pakistan	97%	8,400
Philippines	96%	23,500
Bangladesh	96%	11,456
Saudi Arabia	96%	2,276
Dominican Republic	95%	3,197
Myanmar	95%	160
Ivory Coast	95%	350
Nepal	94%	800
Lebanon	94%	320
Vietnam	93%	33,426
Republic of North Macedonia	92%	35
Bahrain (Kingdom of)	92%	665
Nicaragua	92%	121
Fiji	91%	1,000
Namibia	91%	1,346
Japan	90%	630,133
Paraguay	90%	879
Saint Maarten	89%	170
Jamaica	89%	127
Ecuador	89%	695
Azerbaijan	89%	136
Sri Lanka	89%	200
South Africa	89%	121,360
Eswatini	89%	585
Wales	89%	43,901
Israel	88%	466
Afghanistan	88%	150
Costa Rica	88%	639
Scotland	88%	166,363
Senegal	88%	220
England	88%	620,758
Tanzania	88%	568
Malaysia	87%	166,125
Seychelles	87%	130
Guatemala	87%	1,219
Chile	86%	14,800
Ethiopia	86%	107
Oman (Sultanate of)	86%	532
Zambia	86%	1,531
Argentina	86%	48,600
San Marino	85%	96
Zimbabwe	85%	2,800
Colombia	85%	10,034
United Arab Emirates	85%	5,590
Haiti	84%	92
Ghana	84%	1,305
Uruguay	84%	955
Brazil	84%	7,124
New Zealand	83%	260,527
Gabon	83%	265
Sierra Leone	83%	75
Georgia	83%	191
Mongolia	83%	102
Cayman Islands	83%	145
Bosnia and Herzegovina	83%	130
Trinidad & Tobago	83%	1,075
Singapore	82%	31,200
Venezuela	82%	9,200
Hungary	82%	1,670
Peru	82%	2,537
Mauritius	82%	1,124
Australia	81%	333,199
Thailand	81%	11,223
Bahamas (The)	81%	1,004
Ireland	80%	162,667
Malta	80%	433
China	80%	400,000
El Salvador	80%	80
Vanuatu	79%	146
Portugal	79%	12,608
Bolivia	79%	268
Gambia (The)	79%	81
Madagascar	78%	180
Norway	78%	90,485
Canada	78%	234,140
Bulgaria	78%	621
Barbados	78%	564
Poland	78%	4,566
Serbia	78%	573
Cyprus	77%	934
Romania	77%	1,091
Papua New Guinea	77%	1,000
Andorra	77%	288
Kenya	77%	8,712
Greece	76%	650
Italy	75%	63,292
Egypt	75%	600
Kazakhstan	75%	600
Armenia	75%	15
Qatar	75%	1,050
Tunisia	75%	592
Slovenia	75%	4,576
Uganda	75%	786
Croatia	74%	598
Hong Kong	74%	10,217
Sweden	73%	347,153
France	73%	291,886
Cook Islands	73%	190
Spain	73%	187,798
Malawi	73%	400
Lithuania	72%	649
Finland	71%	98,529
Denmark	71%	111,461
Jordan	71%	34
Czech Republic	70%	32,005
Slovakia	70%	6,018
Turkey	69%	3,708
Belarus	69%	359
Russia	69%	2,029
Latvia	68%	3,533
Ukraine	68%	1,385
Netherlands	68%	269,588
Luxembourg	67%	2,089
Bermuda	67%	1,157
Belgium	66%	46,340
Morocco	66%	4,034
Iceland	66%	13,200
Nigeria	65%	5,500
Estonia	64%	2,232
Switzerland	64%	61,612
Germany	64%	409,072
Liechtenstein	63%	853
Austria	62%	56,021
India	60%	90,000
Iran	59%	930
Chinese Taipei	56%	32,000
Republic of Korea	55%	115,781
Algeria	-	-
Botswana	-	-
Cameroon	-	-
Democratic Republic of Congo	-	-
Liberia	-	-
Bhutan	-	-
Cambodia	-	-
Indonesia	-	-
Kyrgyzstan	-	-
Laos	-	-
Virgin Islands	-	-
Samoa	-	-
Curaçao	-	-
Falkland Islands	-	-
Honduras	-	-
Panamá	-	-

Adult female registered golfers - showing absolute numbers and % of adult registered golfers

Market	Female registered golfers as a % of adult registered golfers	Adult female registered golfers 2022
Republic of Korea	45%	96,041
Chinese Taipei	44%	25,200
Iran	41%	645
India	40%	60,000
Austria	38%	34,276
Liechtenstein	37%	491
Germany	36%	229,593
Switzerland	36%	34,312
Estonia	36%	1,229
Nigeria	35%	3,000
Iceland	34%	6,875
Morocco	34%	2,060
Belgium	34%	23,646
Bermuda	33%	578
Luxembourg	33%	1,022
Netherlands	32%	129,473
Ukraine	32%	658
Latvia	32%	1,678
Russia	31%	930
Belarus	31%	163
Turkey	31%	1,680
Slovakia	30%	2,580
Czech Republic	30%	13,407
Jordan	29%	14
Denmark	29%	44,860
Finland	29%	39,488
Lithuania	28%	249
Malawi	27%	150
Spain	27%	69,242
Cook Islands	27%	70
France	27%	106,921
Sweden	27%	126,430
Hong Kong	26%	3,675
Croatia	26%	211
Uganda	25%	267
Slovenia	25%	1,552
Tunisia	25%	198
Egypt	25%	200
Kazakhstan	25%	200
Armenia	25%	5
Qatar	25%	350
Italy	25%	20,799
Greece	24%	200
Kenya	23%	2,666
Andorra	23%	88
Papua New Guinea	23%	300
Romania	23%	321
Cyprus	23%	274
Serbia	22%	166
Poland	22%	1,319
Barbados	22%	163
Bulgaria	22%	176
Canada	22%	66,040
Norway	22%	25,221
Madagascar	22%	50
Gambia (The)	21%	22
Bolivia	21%	72
Portugal	21%	3,337
Vanuatu	21%	38
China	20%	100,000
El Salvador	20%	20
Malta	20%	108
Ireland	20%	40,526
Bahamas (The)	19%	237
Thailand	19%	2,631
Australia	19%	76,944
Mauritius	18%	254
Peru	18%	566
Hungary	18%	372
Venezuela	18%	2,020
Singapore	18%	6,800
Trinidad & Tobago	17%	225
Bosnia and Herzegovina	17%	27
Cayman Islands	17%	30
Mongolia	17%	21
Georgia	17%	39
Gabon	17%	53
Sierra Leone	17%	15
New Zealand	17%	51,945
Brazil	16%	1,386
Uruguay	16%	185
Ghana	16%	252
Haiti	16%	18
United Arab Emirates	15%	1,020
Colombia	15%	1,823
Zimbabwe	15%	500
San Marino	15%	17
Argentina	14%	8,100
Zambia	14%	252
Oman (Sultanate of)	14%	86
Ethiopia	14%	17
Chile	14%	2,335
Guatemala	13%	188
Seychelles	13%	20
Malaysia	13%	25,381
Tanzania	12%	81
England	12%	86,659
Senegal	12%	30
Scotland	12%	22,289
Costa Rica	12%	85
Afghanistan	12%	20
Israel	12%	62
Wales	11%	5,637
Eswatini	11%	75
South Africa	11%	15,435
Azerbaijan	11%	17
Sri Lanka	11%	25
Ecuador	11%	83
Jamaica	11%	15
Saint Maarten	11%	20
Paraguay	10%	101
Japan	10%	68,869
Namibia	9%	137
Fiji	9%	100
Nicaragua	8%	11
Bahrain (Kingdom of)	8%	60
Republic of North Macedonia	8%	3
Vietnam	7%	2,537
Nepal	6%	50
Lebanon	6%	20
Ivory Coast	5%	20
Myanmar	5%	8
Dominican Republic	5%	153
Saudi Arabia	4%	104
Bangladesh	4%	496
Philippines	4%	1,000
Pakistan	3%	250
Libya	0%	-
Belize	0%	-
Algeria	-	-
Botswana	-	-
Cameroon	-	-
Democratic Republic of Congo	-	-
Liberia	-	-
Bhutan	-	-
Cambodia	-	-
Indonesia	-	-
Kyrgyzstan	-	-
Laos	-	-
Virgin Islands	-	-
Samoa	-	-
Curaçao	-	-
Falkland Islands	-	-
Honduras	-	-
Panamá	-	-

Junior registered golfers - showing absolute numbers and % of all registered golfers

Market	Junior registered golfers as a % of all registered golfers	Junior registered golfers 2022
Armenia	60%	30
Libya	60%	200
Jordan	52%	52
El Salvador	44%	80
Sri Lanka	44%	175
Afghanistan	43%	130
Egypt	43%	600
Sierra Leone	39%	57
Gambia (The)	38%	62
Ecuador	34%	403
Bolivia	32%	160
Tunisia	29%	328
Greece	29%	340
San Marino	28%	45
Uganda	28%	411
Morocco	27%	2,216
Myanmar	26%	60
Ivory Coast	26%	130
Thailand	23%	4,081
Nigeria	23%	2,500
Kazakhstan	22%	220
Malawi	21%	150
Iran	20%	390
Nepal	19%	200
Nicaragua	18%	29
Belarus	18%	112
Jamaica	17%	30
Russia	17%	615
Lithuania	17%	186
Senegal	17%	50
Ukraine	17%	407
Bulgaria	17%	158
Andorra	16%	72
Bosnia and Herzegovina	16%	30
Turkey	15%	983
Trinidad & Tobago	14%	220
India	14%	25,000
Czech Republic	14%	7,318
Iceland	14%	3,217
Tanzania	14%	102
Papua New Guinea	13%	200
Zambia	13%	273
Zimbabwe	13%	500
Gabon	13%	48
Bahamas (The)	13%	186
Slovakia	13%	1,280
Cayman Islands	13%	25
Spain	12%	36,520
Ghana	12%	217
Haiti	12%	15
Vanuatu	12%	25
Malta	12%	73
Luxembourg	12%	412
Sweden	12%	62,620
Poland	12%	767
Saudi Arabia	11%	300
Norway	11%	14,166
Finland	11%	16,398
Italy	11%	9,955
Azerbaijan	11%	18
Scotland	10%	21,360
Belgium	10%	7,844
France	10%	43,154
Estonia	10%	370
Serbia	9%	74
Vietnam	9%	3,363
Hungary	8%	187
Madagascar	8%	20
Latvia	8%	433
Portugal	8%	1,307
Fiji	8%	90
Georgia	7%	18
Ireland	7%	15,779
Costa Rica	7%	56
Cook Islands	7%	20
Chinese Taipei	7%	4,300
Liechtenstein	7%	100
Barbados	7%	53
Austria	7%	6,581
Wales	7%	3,548
Qatar	7%	100
Venezuela	7%	800
Colombia	7%	830
Oman (Sultanate of)	7%	43
Germany	6%	44,277
Romania	6%	92
Switzerland	6%	6,204
Canada	6%	19,160
South Africa	6%	8,715
Chile	6%	1,087
Kenya	6%	721
Guatemala	6%	88
Mauritius	6%	85
United Arab Emirates	6%	398
Paraguay	6%	58
Croatia	5%	45
Singapore	5%	2,000
Bahrain (Kingdom of)	5%	35
Denmark	5%	7,544
Hong Kong	5%	656
England	4%	33,256
Uruguay	4%	53
Dominican Republic	4%	150
Namibia	4%	65
Slovenia	4%	265
Peru	4%	131
Netherlands	4%	16,730
Seychelles	4%	6
Australia	4%	16,241
Bermuda	4%	65
Cyprus	3%	42
New Zealand	3%	10,646
Brazil	3%	289
Bangladesh	3%	390
Israel	3%	16
Lebanon	3%	10
Eswatini	3%	17
Argentina	2%	1,300
Indonesia	2%	295
Philippines	2%	500
Pakistan	2%	150
Botswana	2%	10
Ethiopia	2%	2
Japan	1%	8,578
Republic of Korea	1%	2,178
Malaysia	1%	1,481
Algeria	-	-
Cameroon	-	-
Democratic Republic of Congo	-	-
Liberia	-	-
Bhutan	-	-
Cambodia	-	-
China	-	-
Kyrgyzstan	-	-
Laos	-	-
Mongolia	-	-
Saint Maarten	-	-
Virgin Islands	-	-
Republic of North Macedonia	-	-
Samoa	-	-
Belize	-	-
Curaçao	-	-
Falkland Islands	-	-
Honduras	-	-
Panamá	-	-



**All 9 & 18 hole golfers - showing absolute number of 9 & 18 hole golfers (registered and independent) and % of the total population**

Market	All 9 & 18 hole golfers as a % of population	All 9 & 18 hole golfers (incl. registered and independent)
Japan	6%	8,143,000
Canada	15%	5,588,000
Republic of Korea	10%	5,350,000
England	6%	3,407,000
Germany	3%	2,117,000
Australia	7%	1,876,000
France	2%	1,459,000
Sweden	10%	1,072,000
Ireland	15%	1,007,000
China	0.1%	1,000,000
New Zealand	19%	969,000
Scotland	18%	966,000
Netherlands	5%	832,000
Spain	1%	588,000
Malaysia	2%	579,000
Italy	1%	544,000
South Africa	1%	450,000
India	-	350,000
Denmark	6%	328,000
Finland	6%	308,000
Norway	5%	257,000
Wales	8%	244,000
Switzerland	2%	204,000
Austria	2%	194,000
Chinese Taipei	1%	185,000
Argentina	0.3%	157,000
Belgium	1%	156,000
Singapore	2%	120,000
Thailand	0.2%	116,000
Czech Republic	1%	106,000
Vietnam	0.1%	78,000
Philippines	0.1%	75,000
Iceland	18%	68,000
Chile	0.3%	54,000
Hong Kong	1%	44,000
Indonesia	-	42,000
Colombia	0.1%	38,000
Venezuela	0.1%	36,000
Nigeria	-	33,000
Portugal	0.3%	32,000
Brazil	-	27,000
Pakistan	-	27,000
Morocco	0.1%	25,000
Kenya	-	24,000
United Arab Emirates	0.2%	21,000
Slovakia	0.4%	20,000
Slovenia	1%	14,000
Poland	-	14,000
Bangladesh	-	13,000
Latvia	1%	12,000
Zimbabwe	0.1%	12,000
Turkey	-	12,000
Dominican Republic	0.1%	11,000
Peru	-	9,000
Estonia	1%	8,000
Saudi Arabia	-	8,000
Luxembourg	1%	7,000
Russia	-	7,000
Bermuda	9%	6,000
Laos	0.1%	6,000
Hungary	0.1%	6,000
Zambia	-	6,000
Ghana	-	6,000
Iran	-	6,000
Namibia	0.2%	5,000
Panamá	0.1%	5,000
Papua New Guinea	0.1%	5,000
Myanmar	-	4,300
Samoa	2%	4,000
Fiji	0.4%	4,000
Mauritius	0.3%	4,000
Trinidad & Tobago	0.3%	4,000
Lithuania	0.1%	4,000
Honduras	-	4,000
Guatemala	-	4,000
Ukraine	-	4,000
Uganda	-	4,000
Cambodia	-	3,840
Kazakhstan	-	3,060
Liechtenstein	8%	3,000
Qatar	0.1%	3,000
Uruguay	0.1%	3,000
Tunisia	-	3,000
Ecuador	-	3,000
Romania	-	3,000
Nepal	-	3,000
Eswatini	0.2%	2,560
Botswana	0.1%	2,560
Cyprus	0.2%	2,460
Barbados	1%	2,340
Costa Rica	-	2,340
Bulgaria	-	2,130
Bahamas (The)	0.5%	2,000
Egypt	-	2,000
Oman (Sultanate of)	-	1,980
Bhutan	0.2%	1,920
Cameroon	-	1,920
Greece	-	1,790
Belarus	-	1,780
Democratic Republic of Congo	-	1,660
Croatia	-	1,640
Vanuatu	1%	1,600
Bolivia	-	1,500
Tanzania	-	1,500
Serbia	-	1,480
Virgin Islands	1%	1,440
Paraguay	-	1,400
Libya	-	1,280
Nicaragua	-	1,280
Malta	0.2%	1,220
Curaçao	1%	1,200
Sri Lanka	-	1,200
Algeria	-	1,200
Gabon	-	1,100
Israel	-	1,080
Malawi	-	1,000
Ivory Coast	-	1,000
Falkland Islands	27%	960
Liberia	-	960
Azerbaijan	-	960
Andorra	1%	900
Senegal	-	900
Cook Islands	5%	840
Bahrain (Kingdom of)	0.1%	810
Seychelles	1%	640
Cayman Islands	1%	600
El Salvador	-	600
Afghanistan	-	600
Saint Maarten	1%	570
Jamaica	-	510
Gambia (The)	-	500
Georgia	-	500
Madagascar	-	500
Lebanon	-	450
Sierra Leone	-	440
Bosnia and Herzegovina	-	390
Mongolia	-	380
Haiti	-	380
Ethiopia	-	380
Kyrgyzstan	-	330
San Marino	1%	300
Jordan	-	300
Republic of North Macedonia	-	110
Armenia	-	90
Belize	-	80

# Glossary.

## Global golfer number estimates

### CALCULATING TOTAL ENGAGEMENT

This iteration of the Global Golfer Number Estimates is the first time that an estimate has been made for Total Golf Engagement based on anything other than the core recorded figures and estimates of total 9 & 18 hole golfers submitted by the national associations and estimated by other industry stakeholders – this is the first time that an estimate of on-course activity other than 9 & 18 hole play and alternative-only formats has been carried out. Our estimates are based on insight from nationally representative studies, and where these are not available, on our 'best' estimate calculations.

For each market, the number of people participating in each type of engagement has been extrapolated using multipliers derived from The R&A's Golf Barometer, and each type of golf engagement has been calculated using an individual multiplier.

### PREVIOUS METRICS

Previously we used the 'Total Golfers' metric - meaning all golfers who had played on a 9 or 18 hole golf course. In some markets (Japan, South Korea and Chinese Taipei), this also included golfers who only played on driving ranges and golf simulators, as the golf landscape in these markets suggests that these golfers are core to the sport. For the 2022 estimates in this report, simulator and range use have not been included in the core 9 & 18 hole user figures, as our categories are broader this year, and now include estimates for 'alternative only' golfers. We have also recalculated totals for previous years to be comparable with this definition – this has an impact on the Asia totals for previous years and also the Global total.

### DATA SOURCE

The numbers have been estimated by drawing on multiple sources:

- European numbers were submitted by individual national associations through the EGA Member Portal.
- ROW numbers were submitted by individual nations via a survey link circulated by The R&A.
- The 2022 Golf Barometer was used to calculate multipliers to be able to project and calibrate the level of total adult engagement from the existing metrics provided by the affiliates. Where individual markets were included in the 2022 Golf Barometer, consistent figures have been used for the Global Golfer estimates.
- Where information is incomplete we have used previous estimates to balance information for a particular market.
- Golf course numbers are taken from the National Golf Foundation's 'Golf Around the World' service - updated December 2022.
- Population figures have been sourced from the World Bank's most recently available metrics (<https://data.worldbank.org/indicator/SP.POP.TOTL>) or local official figures where information is not available through this source.

## Definitions & hierarchy - Adults

### 1. REGISTERED GOLFERS

These are the number of golfers who are affiliated to the federation (they may be members of golf clubs or affiliated to the federation in another way, eg through a direct subscription). This figure includes registered juniors for year-on-year and cross-market consistency in the majority of cases.

### 2. UNREGISTERED 9&18 HOLE GOLFERS

Golfers who have played on a full length 9 & 18 hole golf course at least once in the

last year, but are not registered with their national association.

### 3. OTHER ON COURSE GOLFERS

People who have played an on course format that is not 9 or 18 holes – 6 hole or par 3 / short course golf, and have not played 9 & 18 hole golf.

### 4. ALTERNATIVE FORMAT ONLY GOLFERS

People who have played an alternative format of golf at least once in the past year but have not played an on-course format. Pitch & putt, Putting green / putting experience, Adventure Golf (eg themed golf venue – Pirate Golf / Prehistoric Golf), Driving Range – with tracker technology, Driving Range – without tracker technology, Indoor Golf simulator (eg City Golf / Urban Golf), Golf on school pitches are included as alternative formats.

### 5. TOTAL ADULT ENGAGEMENT

People who have played any on-course or alternative format at least once in the past year.

## Definitions & hierarchy - Juniors

### 1. REGISTERED JUNIOR GOLFERS

These are the number of junior golfers who are affiliated to the federation (they may be members of golf clubs or affiliated to the federation in another way, eg through a direct subscription).

### 2. TOTAL JUNIOR ENGAGEMENT

Junior golfers who have taken part in any format of golf in the past year, but are not affiliated to their national association. Included formats are: 18 hole, 9 hole, 6 hole, par 3 / short course, Pitch & putt, Putting green / putting experience, Adventure Golf (eg themed golf venue – Pirate Golf / Prehistoric Golf), Driving Range – with tracker technology, Driving Range – without tracker technology, Indoor Golf simulator (eg City Golf / Urban Golf), Golf on school pitches.

Photography courtesy of The R&A, the National Federations, Recounter (Kevin Kirk) and Getty Images, received and used with thanks. Photographs are not to be reproduced or used for anything else without permission from The R&A.



Report produced by Sporting Insights  
[www.sportinginsights.com](http://www.sportinginsights.com)

© Sporting Insights

**Disclaimer:** Whilst proper due care and diligence has been taken in the preparation of this document, Sporting Insights cannot guarantee the accuracy of the information contained and does not accept any liability for any loss or damage caused as a result of using information or recommendations contained within this document.



Global Golf  
Participation Report.  
2023



[www.randa.org](http://www.randa.org)