

 NATIONAL MASTERS NEWS 

# Subscription Form

The *National Masters News* is the official world and U.S. publication for Masters track & field, long distance running and race walking.

Masters competition is sponsored worldwide by the World Association of Veteran Athletes and in the USA by USA Track & Field. The *National Masters News* gives you information that's available nowhere else: schedule information, meet and race results, training advice, race and meet stories, profiles, photos and articles by the top Masters writers in the nation. It's the best — if not the only — source of world, national, regional and local Masters information.

The *National Masters News* is the official world and U.S. publication for masters track & field, long distance running and race walking. It contains information you can't get anywhere else. Subscribe Now.

2nd Class rates:  
(USA, Canada,  
Mexico)

- 6 months \$15  
 1 Year \$26  
 2 Years \$48  
 3 Years \$70

1st Class rates:  
(USA, Canada,  
Mexico)

- 1 Year \$42  
 2 years \$80  
 3 years \$115

Foreign rates:  
(Air mail)

- 1 year \$45  
 2 years \$85  
 3 years \$125

- Payment enclosed  
 Bill me later  
 \$\_\_\_\_\_ as a contribution to your work

Circle applicable sports: T L R (T = T&F; L = LDR; R = RW)

Name \_\_\_\_\_

Address \_\_\_\_\_

City \_\_\_\_\_ State \_\_\_\_\_ Zip \_\_\_\_\_

Send to: National Masters News

Subscription Dept.

P.O. Box 16597

North Hollywood, CA 91615-6597

Or Call:

818/760-8983

(Canadian checks accepted; add 15% to cover exchange. Please notify us of address changes four weeks in advance.)

# MASTERS AGE RECORDS



1995 Edition

\$4.00

# MASTERS AGE RECORDS

(1995 EDITION)

World and U.S. age records  
for track & field - age 35 and above  
Compiled by  
Peter Mundle - men's records  
Shirley Dietderich - women's records  
Rex Harvey - Multievent records  
Age records for race walking - age 35 and above  
Compiled by  
Alan Wood - World and U.S. men's records  
Beverly LaVeck - World and U.S. women's records

**Addresses:**

Peter Mundle: 4017 Via Marina, #C301, Venice, CA 90291  
Shirley Dietderich: 5 Arcadia Ave., Berkeley, CA 94708  
Rex Harvey: 160 Chatam Way, Mayfield Heights., OH 44124  
Alan Wood: 140 Highway 23, #254, Pompton Plains, NJ 07444  
Beverly LaVeck: 6633 NE Windermere Road, Seattle, WA 98115

Masters Age Records 1995 has the blessing of the USA Track & Field (USATF) Masters Track & Field Committee, Barbara Kousky, Chairman. This book was published with the help of the National Masters News and Nolan Fowler (compiler of the weight throws).

A special thanks to the former publisher of Masters Age Records, Track & Field News, for their introduction of this publication and their support of the masters program through it.

These pages contain the known world and U.S. bests for standard track and field events, age 35 and above, as of October 31, 1994. If an American best is not a world best, It is listed below the world best.

Please be aware that these are single-age "bests" and not official WAVA or USATF records. Due to time constraints these marks do not receive the same scrutiny as the official five year age group records that are published by the National Masters News. Thus these "bests" may differ from the official five year records.

**Changes:** The decathlon marks by age group were deleted. Only exact age graded decathlon scores will be listed henceforth.

Information, from left to right: age, performance, athlete's name and residence (or country of origin), and date of meet.

key to abbreviations: n = noteworthy racewalk mark, h = heat, m = metric event, i = indoor mark, dec = mark made in decathlon, pen = mark made in pentathlon, w = wind-assisted mark, y = track mark made at imperial distance (yards, feet or miles), p = pending verification of date of birth, date of meet, wind velocity, etc.

**On the cover:**

Kim Rupert, California, out of the water on the way to a U.S. W35 record of 7:58.54 in the 2000m steeplechase. Joan Ottaway (#995) broke the W50 U.S. record with a 8:10.47. Judy Warick, W45, Canada, finished in 8:18.84.

Photo by Jerry Wojcik

# MEN'S TRACK & FIELD

## 100 YARDS

35	09.6	Clifton Bertrand(TRI)	8- -71	50	10.5	Alphonse Juillard(CA)	8-18-73
	10.1	Kenneth Dennis(CA)	4- 7-73	51	10.5	Edmund Schuler(FL)	7-28-78
	10.1	Maurice McDonald(NC)	4- 3-76	52	10.6	Rudolph Valentine(NY)	4- 3-76
	10.1	Bob Warren(IA)	8-25-73	53	10.8	Edmund Schuler(FL)	6-28-80
36	09.6	Clifton Bertrand(TRI)	6- 8-72		w10.8	Robert McDonald(CA)	4-23-72
	9.9	Lamar Miller(MI)	6-19-82	54	10.8	Alfred Guidet(CA)	8- 5-72
37	09.7	Walt Butler(CA)	6-11-78	55	10.7	Charles Baudry(TX)	8-10-74
38	09.9	Walt Butler(CA)	6- 2-79		10.7	Alfred Guidet(CA)	7-14-73
	09.9	Percy Knox(CA)	6-28-72		10.7	Payton Jordan(CA)	3-25-72
39	09.9	Dean Smith(CA)	7-21-71	56	10.7	Payton Jordan(CA)	6-26-73
	09.9	Robert Thomas(NY)	6-15-72		w10.5	Alfred Guidet(CA)	6- 1-74
40	09.9	Percy Knox(CA)	8- 1-74	57	10.7	Payton Jordan(CA)	4-27-74
	09.9	Robert Thomas(NY)	6-16-73	58	10.8	Payton Jordan(CA)	5-22-75
	09.9	Jim Weaver(TX)	6-17-76	59	10.8	Payton Jordan(CA)	5- 8-76
w09.8		Percy Knox(CA)	7-25-74	60	11.1	Charles Baudry(TX)	4-21-79
41	09.8	Percy Knox(CA)	7-11-75	61	10.9	Payton Jordan(CA)	5-21-77
42	09.8	Thane Baker(TX)	7-13-74	62	10.9	Payton Jordan(CA)	5- 6-78
43	10.1	Percy Knox(CA)	12- 3-76	63	11.2	Payton Jordan(CA)	3-22-80
	10.1	Clifton Bertrand(TRI)	4- -79	64	10.9	Payton Jordan(CA)	2- 6-82
44	10.0	Percy Knox(CA)	7-11-78	65	12.1	Harry Koppel(CA)	3- -79
45	10.3	Thane Baker(TX)	7-23-77		w12.1	Ken Carnine(CA)	6-17-73
	10.3h	Richard Stolpe(NB)	7- 2-70	66	12.1	Harry Koppel(CA)	7-19-79
w10.1		Percy Knox(CA)	4-14-79	67	12.1	Harry Koppel(CA)	1-24-81
46	10.0	Thane Baker(TX)	5-27-78		w12.0	Harry Koppel(CA)	3-14-81
47	10.5	Matt Brown(NJ)	6-20-81	68	12.1	Harry Koppel(CA)	7-16-81
48	10.5	Jack Greenwood(KS)	7-13-74	69	12.5	Ken Carnine(CA)	4- -77
	10.5	Edmund Schuler(FL)	6- 5-76		p12.3	Harry Koppel(CA)	- 82
49	10.5	Edmund Schuler(FL)	2-19-77		w12.2	Tim Murphy(TX)	6-15-91
				70	12.2	Tim Murphy(TX)	6-20-92
					w11.9	Tim Murphy(TX)	6-13-92



Stephen Robbins, Del Mar, Calif, top-ranked 1993 M50 in the 100 (10.83), winning the M50 100 (11.37), Hayward Field, Eugene, Ore., site of the USATF National Masters Championships, Aug. 11-14. The Bowerman Building, a new addition to the field, serves as the backdrop.

Photo by Jerry Wojcik

71	12.8	Gilberto Gonzalez(PUK)	4-20-85	55	11.6	Payton Jordan(CA)	4- 1-72
	13.5	Barry Ivers(ME)	6-30-82	56	11.6	Alfred Guidet(CA)	6-22-74
	w13.2	Barry Ivers(ME)	4- 3-82		11.6	Payton Jordan(CA)	6-23-73
	w13.5	Sing Lum(CA)	6-12-76		w11.5	Bernard Hogan(AUS)	12-18-76
72	12.9	Gilberto Gonzalez(PUR)	5-29-86	57	11.6	Payton Jordan(CA)	6-22-74
	13.4	Barry Ivers(ME)	8- 6-83	58	11.9	Payton Jordan(CA)	4-27-75
	w12.4	John Alexander(TX)	6-13-92	59	11.7	Payton Jordan(CA)	3-20-76
	w12.7	Gilberto Gonzalez(PUR)	11- 2-85	60	12.0	Payton Jordan(CA)	6-25-77
73	13.6	Lamar Jackson(CA)	6- 3-79		w12.00	Peter Mirkes(GFR)	11-29-87
74	13.7	Josiah Packard(CA)	4-30-78	61	11.8	Payton Jordan(CA)	5-27-78
	w13.3	Jeff Bloomfield(TX)	6-16-90	62	12.3	Payton Jordan(CA)	4-22-79
	w13.4	Lamar Jackson(CA)	5-17-80		12.3h	Fritz Assmy(GFR)	8- 8-77
75	13.4	Herbert Anderson(CO)	10- 1-77		12.3	Colin Fairrey(GBR)	9-10-78
76	14.3	Lamar Jackson(CA)	5- 1-82		w12.2	Marion Sanchez(CA)	6- -94
77	14.6	Lamar Jackson(CA)	5- 7-83		w12.2	Cliff McPherson(GUY)	5-25-91
	p14.4	Leslie Thomas(OH)	10-25-88	63	12.0	Payton Jordan(CA)	5-31-80
78	14.3	Herbert Anderson(CO)	7-26-80	64	12.3	Payton Jordan(CA)	5-30-81
79	14.3	Herbert Anderson(CO)	7-25-81		w12.0	Payton Jordan(CA)	6-20-81
	p13.2	Duncan McClean(GBR)	- -64	65	12.5	Bernard Hogan(AUS)	11-30-85
80	14.5	A. E. Pitcher(IN)	9-10-82		12.60	Payton Jordan(CA)	4-25-82
	w14.4	Josiah Packard(CA)	5- 5-84	66	12.56	Payton Jordan(CA)	5-21-83
81	14.7	A. E. Pitcher(IN)	9- 9-83		w12.4	Payton Jordan(CA)	8-21-83
82	15.3	Herbert Anderson(CO)	7-28-84		w12.4	Yngve Brange(SWE)	5- 9-79
83	15.9	A. E. Pitcher(IN)	5-10-85	67	12.78	James Law(NC)	10-15-93
	w15.6	A. E. Pitcher(IN)	11- 2-85	68	13.0	Payton Jordan(CA)	4-27-85
84	16.0	A. E. Pitcher(IN)	6-15-86		13.00h	James Law(NC)	8-12-94
85	17.4	Konrad Goas(MY)	10-25-88		w12.73h	Fritz Assmy(GFR)	9-23-83
86	18.8	A. E. Pitcher(IN)	9-25-88		w12.9	Harry Koppel(CA)	5-30-81
87	22.2	Harry Jackson(PA)	8-13-83		w15.0	Tim Murphy(TX)	6- 9-90
	w18.5	Herbert Anderson(CO)	7-14-90	69	13.0	Gilberto Gonzalez(PUR)	7- 4-82
88	17.1	Duncan McClean(GBR)	7-14-73		13.1	Harry Koppel(CA)	6-12-82
90	19.6	Buell Crane(ID)	5-26-90		w12.88	Fritz Assmy(GFR)	8-21-84
					w13.0	Harry Koppel(CA)	8-14-82

## 100 METERS

35	10.28	Alan Wells(GBR)	6- 1-87	70	13.0	Payton Jordan(CA)	11-29-87
	10.3	Ruben Whitney(TX)	6-14-80	71	13.09	Payton Jordan(CA)	5-28-88
	10.3	Edward Jefferis(RSA)	11-24-71		w13.0	Payton Jordan(CA)	4-30-88
	10.3	Ron Jones(GBR)	8-26-69	72	13.1	Payton Jordan(CA)	4-29-89
36	10.37	Delano Meriwether(US)	4-28-79		w13.0	Payton Jordan(CA)	6-18-89
	10.4	Rafael Fortun(CUB)	6-30-56	73	13.47	Payton Jordan(CA)	5- 5-90
	w10.2	William Collins(TX)	6-28-87		w13.4	Fritz Assmy(FRG)	7-29-88
37	10.5	Walt Butler(CA)	6-17-78	74	12.91	Frederick Reid(RSA)	10-16-82
	10.5	B. Green(GBR)	6- 3-78	75	13.4	Payton Jordan(CA)	6-22-91
38	10.6h	Edward Jefferis(RSA)	11-23-74	76	14.06h	Payton Jordan(CA)	4-25-92
	10.6	Jose Sanchez(SPA)	4-26-81		14.10	Fritz Assmy(FRG)	7-21-91
	10.6	Karl Schroder(GFR)	5-21-77		w14.0	William Weinacht(OH)	10-15-93
	10.8	Walt Butler(CA)	6-23-79		w13.99	Anthony Castro(CA)	8- 2-86
	10.8	Kenneth Dennis(CA)	6-28-75	77	14.30h	William Weinacht(OH)	10-15-93
	10.8	Tom Randolph(MI)	6-14-80		14.70	Guiseppa Marabotti(ITA)	10-15-93
	10.71	Clarence Ray(US)	6-12-83		w14.23	Payton Jordan(CA)	5-28-94
39	10.5h	David James(US)	6-30-74	78	14.9	Guiseppa Marabotti(ITA)	10-15-93
40	10.6	Eddie Hart(CA)	9-16-89		14.9	Anthony Castro(CA)	10- 3-87
	w10.3	Eddie Hart(CA)	10- 7-89		w14.47	Bernard Kaiser(NZL)	3-16-91
	w10.6	Leon Hacker(RSA)	6-30-79		w14.70	Anthony Castro(CA)	11-29-87
41	10.7	Eddie Hart(CA)	4-28-90		15.01	Anthony Castro(CA)	8-15-87
	w10.69	William Collins(TX)	6- 6-92	79	15.7	Bernard Kaiser(NZL)	3-30-91
42	10.8	Manuel Ulacio(VEN)	9- 3-82		15.7	Barry Ivers(ME)	6-24-90
	w10.89	Eddie Hart(CA)	6- 8-91	80	15.3	Josiah Packard(CA)	10- 1-83
43	10.8	Thaddeus Bell(SC)	6- 6-87		w15.0	Harry Gathercole(AUS)	4-28-84
	w10.8	Walt Butler(CA)	4-28-84	81	15.7	Byron Fike(OH)	3-24-89
	w10.8	Gary Oliphant(KS)	7-21-84		16.52	Herbert Anderson(CO)	7-30-89
44	11.0	Percy Knox(CA)	1-20-78		16.59	Herbert Anderson(CO)	9-17-83
	w10.9	Ron Taylor(GBR)	6-11-78		16.6	A. E. Pitcher(IN)	6- 1-83
45	11.03	Stan Whitley(CA)	6-22-91		p15.57	Giichi Suda(JPN)	10-15-93
	11.1	Walt Butler(CA)	5-31-86	82	15.63	Harry Gathercole(AUS)	7-30-89
	11.1	George Rhoden(JAM)	6-17-72		16.5	Byron Fike(OH)	6-23-90
	w11.1	Walt Butler(CA)	7- 5-86		w16.0	Byron Fike(OH)	4-27-90
46	11.05	Kenneth Dennis(CA)	9-17-83	83	16.47	Guilab Singh(IND)	7-30-89
	w10.92h	Kenneth Dennis(CA)	9-23-83		16.94	A. E. Pitcher(IN)	5-25-85
47	11.0	Percy Knox(CA)	12-13-80		p16.22	Kozo Haraguchi(JPN)	10-15-93
48	11.0	Thane Baker(TX)	6-14-80		w16.7	A. E. Pitcher(IN)	9-14-85
49	11.3	Peter Mirkes(GFR)	6-26-77	84	17.4	A. E. Pitcher(IN)	6-21-86
	11.4	Robert Miller(WA)	6-21-86		w17.2	A. E. Pitcher(IN)	8-10-86
	w11.3h	Jack Greenwood(KS)	8-13-75	85	16.98	Charles Booth(AUS)	7-30-89
50	11.2	Kenneth Dennis(CA)	7-18-87		17.98	Russell Randall(CO)	8-14-92
	w11.03	Kenneth Dennis(CA)	8-15-87	86	17.28	Harry Gathercole(AUS)	10-15-93
51	11.38	Stephen Robbins(CA)	8-13-94		18.24	Russell Randall(CO)	8-12-93
	11.40	Thane Baker(TX)	9-24-83	87	18.72	Russell Randall(CO)	8-13-94
	w11.24	Hugo Hartenstein(CO)	5-24-86	88	16.3	Duncan McClean(GBR)	7- 6-75
	11.4	Reginald Austin(AUS)	11-29-87		21.2	Herbert Anderson(CO)	7-13-91
52	11.3	Thane Baker(TX)	6-23-84		w20.14	Herbert Anderson(CO)	8- 3-90
	w10.99	Thane Baker(TX)	6- 5-84		w20.5	A. E. Pitcher(IN)	5-17-90
	w11.2	Kenneth Dennis(CA)	6-18-89	89	16.5	Duncan McClean(GBR)	6- -74
53	11.5	Thane Baker(TX)	8- 3-85		20.32	Herbert Anderson(CO)	7-28-91
	w11.50	Bert Lancaster(PA)	9-19-81	90	19.9	Duncan McClean(GBR)	6-14-75
	w11.4	Milton Newton(CA)	3-28-87		23.4	Herb Kirk(MT)	8-16-86
54	11.5	Thane Baker(TX)	5-24-86		w20.35	Buell Crane(ID)	6-23-90

91	22.28	Buell Crane(ID)	7-21-91
92	20.67	Jing-chan Wang(TAI)	12- 5-87
	24.81	Everett Hosack(OH)	5- 7-94
93	23.15	Jing-chan Wang(TAI)	7-30-89
	24.7	Herb Kirk(MT)	8-11-89
94	26.5	Herb Kirk(MT)	8-24-90
95	39.00	Prithvi Singh Azad(IND)	12- 5-87
	p54.7	Mr. Tou(US)	7-24-82
96	28.9	Herb Kirk(MT)	7-31-92
98	21.5	Joginder Singh(((IN))	11-11-90
99	20.82	Joginder Singh(((IN))	7-21-91

## 200 METERS

35	20.68	Pietro Mennea(ITA)	9-26-87
	20.8	Delano Meriwether(US)	6- 9-78
36	21.6y	Clifton Bertrand(TRI)	6- 8-72
	21.7	Eugene Driver(CA)	6-28-86
	21.64	Larry Myricks(US)	4- 4-92
	w21.62	William Collins(TX)	8-16-87
37	20.62	Don Quarrie(JAM)	6-18-88
	21.4	Eugene Driver(CA)	6-20-87
38	21.3	Edward Jeffries(RSA)	2-28-74
	22.0	Lamar Miller(MI)	8- 9-75
	w20.6	Reginald Austin(AUS)	1-24-76
39	21.2	Edward Jeffries(RSA)	7-14-90
	21.8	William Collins(TX)	8-10-77
40	21.9	Reginald Austin(AUS)	6-22-91
	22.2	William Collins(TX)	7- 6-91
	w21.38	Eddie Hart(CA)	8- 3-89
41	21.86	William Collins(TX)	8-15-92
	21.9	Eddie Hart(CA)	4-28-90
42	21.8	Manuel Ullacio(VEN)	9- 4-82
	22.3y	Thane Baker(TX)	7-13-74
	22.19	William Collins(TX)	8-13-93
	22.20	Stan Whitley(CA)	8- 7-88
43	22.3	James Burnett(PA)	9-18-83
44	22.4	Clifton Bertrand(TRI)	7-17-80
	22.9	Milton Newton(CA)	5- 6-78
	22.9	Lloyd Riddick(NY)	6-23-79
	w22.29	Clarence Ray(MI)	8- 3-89
	w22.78	Frank Little(CA)	8-16-87
45	22.3	George Rhoden(JAM)	7- 2-72
	22.61	Stan Druckrey(WI)	8-13-93
46	22.30	Stan Whitley(CA)	6-20-92
47	22.59	Stan Whitley(CA)	8-13-93
	22.6	Reginald Austin(AUS)	4-21-84
48	22.49	Stan Whitley(CA)	8-14-94
49	23.37	Charles Williams(GBR)	8- 6-80
	23.6	Alphonse Juillard(CA)	6- 4-72
	w22.14	Reginald Austin(AUS)	10- 4-86
	w23.2	Jack Greenwood(KS)	8- 9-75
50	22.9	Kenneth Dennis(CA)	7-18-87
51	23.05h	Stephen Robbins(CA)	8-13-94
	w22.8	Kenneth Dennis(CA)	2-11-89
52	22.91	Ron Taylor(GBR)	7-31-86
	23.4	Kenneth Dennis(CA)	6-18-89
	w22.88	Reginald Austin(AUS)	8- 3-89
	w23.0	Ovidio De Jesus(PUR)	11- 9-85
53	23.8	Bert Lancaster(PA)	8-16-81
	w23.4	Milton Newton(CA)	7-11-87
	w23.65	Bert Lancaster(PA)	9-19-81
54	23.55	Reginald Austin(AUS)	7-26-91
	23.6	Payton Jordan(CA)	2-19-72
	w23.03	Alfred Guide(CA)	6-24-73
56	23.37	Ron Taylor(GBR)	8- 3-89
	24.2y	Ron Taylor(GBR)	7- 5-90
	24.2y	Charles Beaudry(TX)	8- 3-75
57	24.3y	Payton Jordan(CA)	3-24-73
58	24.23	Alfred Guide(CA)	7-26-75
	24.8	Ralph Romain(TRI)	8-24-90
59	24.22	Jim Mathis(TN)	7-17-93
	24.86	Ron Taylor(GBR)	7-17-93
60	24.9	Jim Mathis(TN)	7- 8-94
	w24.71	Payton Jordan(CA)	6-19-77
61	25.0	Peter Hirkcs(FRG)	6-25-88
62	25.43	Payton Jordan(CA)	5-27-78
	26.27	Charles Williams(GBR)	10-11-93
	26.3	John Alexander(TX)	6-19-82
	w26.1	Robert Watanabe(CA)	6-11-88
63	25.8	Harry Brown(IL)	7-11-92
	w25.41	James Law(NC)	6-17-89
64	25.5	James Law(NC)	8- 3-89
	w25.3	Payton Jordan(CA)	4-26-81
		Payton Jordan(CA)	5-30-81

65	25.6	Bernard Hogan(AUS)	12- 6-85
	26.1	Payton Jordan(CA)	6-12-82
	26.10	James Law(NC)	5- 4-91
	w25.87	Jack Greenwood(CO)	7- 6-91
	w25.90	James Law(NC)	7- 6-91
66	26.29	Payton Jordan(CA)	5-21-83
	w26.10h	Payton Jordan(CA)	9-25-83
67	25.21	James Law(NC)	8-13-93
68	26.51	James Law(NC)	8-14-94
	w26.20h	Fritz Assmy(GFR)	9-25-83
69	26.7	Harry Koppel(CA)	6-12-82
70	26.8	Payton Jordan(CA)	6-20-87
71	27.3	Payton Jordan(CA)	4-30-88
72	27.3	Payton Jordan(CA)	6-18-89
	w27.09	Payton Jordan(CA)	8- 3-89
73	28.29	Fritz Assmy(GFR)	7-30-88
	28.5	Payton Jordan(CA)	2- 9-91
	w28.1	Frederick Reid(RSA)	10-16-82
74	27.71	Payton Jordan(CA)	6- 8-91
75	28.14	Payton Jordan(CA)	6-20-92
76	29.07h	Fritz Assmy(GFR)	7-23-91
	29.65	William Weinacht(OM)	8-13-93
77	30.67	William Weinacht(OM)	8-14-94
	w30.1	Anthony Castro(CA)	8- 3-86
78	30.7	Bernard Kaiser(NZL)	3-10-91
	31.1	Anthony Castro(CA)	3- 5-88
	w30.0	Anthony Castro(CA)	10- 3-87
79	31.55	Bernard Kaiser(NZL)	3-31-91
	32.0	Barry Ivers(ME)	6-24-90
80	32.3	Josiah Packard(CA)	2-18-84
	w32.14	Harry Gathercole(AUS)	11-29-87
81	32.8	Harry Gathercole(AUS)	3-24-89
	33.87i	Barry Ivers(ME)	4- 5-92
	w33.4	Herold Chapson(MI)	10-16-83
82	33.83	Aleksander Ernersaks(CAN)	10-11-93
	36.36	A. E. Pitcher(IN)	6-16-84
	p36.1	A. E. Pitcher(IN)	- 84
	w32.32	Harry Gathercole(AUS)	8- 3-89
	w36.07	Byron Fike(OM)	8- 4-90
83	35.86	Ahiti Pujunen(FIN)	10-11-93
	36.28	A. E. Pitcher(IN)	5-25-85
84	37.5	A. E. Pitcher(IN)	5-29-86
85	37.3	Harry Gathercole(AUS)	1-10-93
	38.00	Russell Randall(CO)	8-15-92
86	35.99	Harry Gathercole(AUS)	10-11-93
	39.79i	Russell Randall(CO)	3-21-93
	40.43	Russell Randall(CO)	8-14-94
88	44.66	Konrad Boas(NY)	7-26-91
89	43.27	Narayana Murthy(IND)	11-11-90
	45.12	Herbert Anderson(CO)	7-28-91
90	44.77	Narayana Murthy(IND)	7-26-91
	45.75	Buell Crane(ID)	6-23-90
91	51.5	Duncan McLean(GBR)	6-12-76
	61.7	Paul Spangler(CA)	6-23-90
92	56.3	Everett Hosack(OH)	8-28-94
	w48.70	Jing-chan Wang(TAI)	11-29-87
93	52.21	Jing-chan Wang(TAI)	8- 3-89
	52.33	Herb Kirk(MT)	8- 3-89
	53.39	Paul Spangler(CA)	6-12-93
94	52.28	Herb Kirk(MT)	7-26-91
99	48.42	Joginder Singh(((IN))	7-26-91
35	46.38	James King(CA)	5-25-84
36	47.6	Eugene Driver(CA)	7- 2-86
37	47.97	Clifton Mckenzie(CA)	6-20-92
	p47.64	Ray Cardinal(CAN)	8- 8-84
38	48.87	Clifton Mckenzie(CA)	8-11-93
	w48.51	Hagues Roger(FRA)	- 79
39	48.0	Hagues Roger(FRA)	6- 1-80
	50.2	Clarence Ray(US)	6-24-84
40	48.44	James King(CA)	8- 5-89
41	47.87	Manuel Ullacio(VEN)	11-14-81
	49.36	James Burnett(PA)	8-15-81
42	48.8	Hagues Roger(FRA)	5-29-83
	48.88	James King(CA)	5-24-91
43	48.4	Hagues Roger(FRA)	5-27-84
44	48.7	Stan Whitley(CA)	8- 5-89
	48.87	Hagues Roger(FRA)	5-19-85
	50.07	Stan Whitley(CA)	8- 3-90
45	50.20	Fred Sowerby(NW)	8-12-94
46	50.24	Stan Whitley(CA)	7-12-92
47	50.39	Stan Whitley(CA)	8-11-93
48	50.29	Stan Whitley(CA)	8-12-94
49	51.44	Guido Mueller(FRG)	6-25-88
	52.0	Jack Greenwood(KS)	8- 8-75

## 400 METERS

50	51.60	Guido Mueller(FRG)	6- 3-89
	52.7	Don Parker(CA)	6-27-93
51	51.70	Harold Morioka(CAN)	6-25-94
	52.5	Don Parker(CA)	5-14-94
52	51.8	Ron Taylor(GBR)	9-27-86
	52.86	Larry Colbert(MD)	8- 5-89
53	53.52	Jack Greenwood(KS)	8- 1-79
54	52.8	Ralph Romain(TRI)	8-31-86
	54.5	Rudolph Valentine(NY)	7- 8-78
55	53.81	Berthold Neumann(GFR)	9- 6-86
	54.56	Rudolph Valentine(NY)	6- 9-79
56	54.49	Berthold Neumann(GFR)	12- 5-87
	54.5	Larry Colbert(MD)	9-15-93
57	52.8	Ralph Romain(TRI)	6-24-90
	55.7	Jack Greenwood(KS)	9-17-83
58	52.6	Ralph Romain(TRI)	7-22-90
	54.60	Jim Mathis(TN)	8-11-93
59	53.41	Ralph Romain(TRI)	7-27-91
	55.12	Jim Mathis(TN)	7- 8-94
	55.2	Rudolph Valentine(NY)	5- 7-83
60	53.9	Ralph Romain(TRI)	5-30-93
	57.65	Jack Greenwood(KS)	7-20-86
61	54.2	Ralph Romain(TRI)	9-15-93
	58.33	Rudolph Valentine(NY)	6-29-85
	58.4	John Alexander(TX)	6-27-81
62	55.1	Ralph Romain(TRI)	7-24-94
	58.6	Chuck Sochor(MI)	7-22-90
63	57.64	Jack Greenwood(CO)	8- 5-89
64	57.36	Willi Selzer(FRG)	7-27-91
	59.03	James Law(NC)	8- 3-90
65	58.79	James Law(NC)	7- 5-91
66	59.08	Willi Selzer(FRG)	10-16-93
	60.59	Chuck Sochor(MI)	10-16-93
67	59.41	James Law(NC)	8-12-94
68	61.83	James Law(NC)	8- 5-89
69	62.41	John Alexander(TX)	9-24-89
70	62.2	John Alexander(TX)	7-29-86
71	64.85h	Fritz Assmy(GFR)	7-25-92
	65.8	James Lytjen(CA)	8- 5-89
72	66.02	Payton Jordan(CA)	8- 5-89
73	64.6	Josiah Packard(CA)	10-10-77
74	68.9	Harold Chapson(MI)	7- 2-77
75	68.24	Fritz Assmy(FRG)	7- 1-90
	68.5	Josiah Packard(CA)	6-23-79
76	69.96	Fritz Assmy(FRG)	7-27-91
	71.5	Harold Chapson(MI)	4-13-79
77	73.18	Harold Chapson(MI)	8- 1-79
78	72.26	Harold Chapson(MI)	1-13-81
79	74.10	Harold Chapson(MI)	8-15-81
80	75.4	Harold Chapson(MI)	7- 9-83
81	75.6	Harold Chapson(MI)	7-16-83
82	76.32	Aleksander Ernersaks(CAN)	8-14-93
	79.7	Harold Chapson(MI)	7-14-84
83	88.0	Harold Chapson(MI)	12-14-85
84	2:08.8y	Fred Keiser(PA)	6-29-84
	p94.2	Narayana Murthy(IND)	- 85
	p98.4	Emmett Bennett(MT)	7- 9-94
85	91.54	Longino Perez(MEX)	12- 5-87
	1:43.74	Herbert Anderson(CO)	12- 5-87
86	93.59	Russell Randall(CO)	8-11-93
	p93.46	Masanosuke Aoki(JPN)	10-16-93
87	1:42.2	Josef Galia(GFR)	9- 4-85
	1:46.89	Russell Randall(CO)	8-12-94
88	1:56.94	Konrad Boas(NY)	7-27-91
	p1:44.87	Toshio Kojima(JPN)	10-16-93
89	97.75	Longino Perez(MEX)	7-27-91
90	1:59.76	Narayana Murthy(IND)	7-27-91
	2:00.2	Paul Spangler(CA)	9-16-89
91	2:13.89	Paul Spangler(CA)	8- 3-90
92	2:11.05	Jing-chan Wang(TAI)	12- 5-87
	2:24.12	Paul Spangler(CA)	7-27-91
93	2:30.02	Jing-chan Wang(TAI)	8- 5-89
	2:41.9	Herb Kirk(MT)	8-11-89
94	2:53.26	Paul Spangler(CA)	10-16-93
96	2:49.4	Herb Kirk(MT)	7-31-92
35	1:49.2y	George Scott(NZL)	5-12-72
	1:53.8	Ramsey Thomas(MD)	5-12-79
36	1:52.4	Kurt Schmitzenheim(GFR)	7- 3-77
	1:55.8	Lee Evans(CAN)	8-21-83
37	1:51.4	Kurt Schmitzenheim(GFR)	7- 2-78
	1:52.1	Ralph Lee(CA)	5-13-79
38	1:52.8	Nichol Bernard(FRA)	7-26-70
	1:56.1	John Perry(CA)	7-10-82
	p1:55.7	Paul Spangler(CA)	2- 6-93
	p1:56.04	Ben Brown(CA)	8-15-92

## 800 METERS

39	1:55.1	Barry Adams(CAN)	8- 6-81
	1:56.78	Duane Green(VA)	6-16-90
40	1:52.5	Ken Popejoy(IL)	5-31-91
41	1:51.25	Peter Browne(GBR)	6-11-90
	1:55.7	George Cohen(CA)	8-15-81
42	1:55.5i	Ken Popejoy(IL)	1-30-93
	p1:55.5	David Romain(TRI)	- 84
43	1:55.7	Ernest Billups(IL)	8-16-80
44	1:56.1	Ernest Billups(IL)	8- 8-81
45	1:56.16	Ronaldo Mercelina(HOL)	7- 7-91
	1:57.73	George Cohen(CA)	8-23-85
46	1:57.47h	Don Parker(CA)	3-17-90
47	1:56.27	Don Parker(CA)	5-12-90
48	1:58.1	Bill Fitzgerald(CA)	7- 6-73
	1:59.42	Don Parker(CA)	8-15-92
	1:59.5	Bill Fitzgerald(CA)	7- 6-74
	2:00.40	Alan Bradford(GBR)	8- 1-89
50	2:01.1	Bill Fitzgerald(CA)	6-29-75
	2:01.3	Johan Hesselberg(NOR)	9- 8-83
	2:03.2	Bill Fitzgerald(CA)	6-27-76
52	2:02.86	J. Nelson Da Silva(BRA)	7-23-91
	2:03.65	Ken Baker(NJ)	8- 1-89
	2:03.5	Dean Smith(IL)	7-28-79
53	2:04.8	Bill Fitzgerald(CA)	7- 7-79
55	2:05.07	Tom Roberts(AUS)	8- 1-89
	2:08.9i	Ken Baker(NJ)	3-22-92
	2:08.9	Bill Fitzgerald(CA)	7- 5-80
56	2:09.64	Ralph Miller(MA)	8- 7-88
57	2:09.4	Bill Fitzgerald(CA)	7-10-82
58	2:08.65	Berthold Neumann(FRG)	8- 1-89
	2:13.0	Bill Fitzgerald(CA)	8-27-83
59	2:13.0	Bill	

38	3:37.01	Mike Bolt(KEN)	7-22-87
	3:59.0	Harold Nolan(NJ)	5-5-85
	3:59.0	Ransley Thomas(MD)	7-3-82
39	3:52.7	Michel Bernard(FRA)	5-9-71
	3:54.1	Bill Stewart(MI)	2-25-82
40	3:45.3i	Emonn Coghlin(IRL)	2-26-93
	3:56.2	Bill Stewart(MI)	9-27-83
41	3:49.21	Wilson Waigua(KEN)	7-29-90
	3:57.94h	Harold Nolan(NJ)	5-14-88
42	3:53.18	Larry Alberg(WA)	8-5-89
43	3:50.43	Larry Alberg(WA)	7-29-90
44	3:54.9	Bill Stewart(MI)	4-23-87
45	3:59.24	Ken Sparks(OH)	7-29-90
46	4:04.4	Ernest Billups(IL)	9-27-83
47	4:04.47	Ronaldo Mercelina(MOL)	10-16-93
	4:07.9	Mike Manley(OR)	7-20-89
48	4:05.53	Alan Bradford(GBR)	12-5-87
	4:11.9	Mel Elliot(CA)	7- -86
49	4:09.3	William Baillie(NZL)	9-16-83
	4:09.99	Ernest Billups(IL)	7-19-86
50	4:05.2	Tom Roberts(AUS)	3-22-84
	4:05.8	Ray Hatton(OR)	7-8-82
51	4:09.41	Ian Babe(NZL)	12-5-87
	4:14.2	Ray Hatton(OR)	7-29-83
52	4:14.6	Jack Ryan(AUS)	1-18-75
	4:17.2	Ray Hatton(OR)	7-20-84
53	4:10.47	Tom Roberts(AUS)	12-5-87
	4:21.8	Jim Sutton(PA)	7-28-84
54	4:15.6	Derek Turnbull(NZL)	1-11-81
	4:22.0	Bill Fitzgerald(CA)	7-8-79
55	4:14.4	Gunther Hesselmann(GFR)	6-23-81
	4:25.24	Jim Sutton(PA)	7-19-86
56	4:22.4	Alf Eidsaas(NOR)	7-24-84
	4:22	John Gilmore(AUS)	10-22-75
	4:27.2	Ray Hatton(OR)	7-10-88
57	4:17.6	Jack Ryan(AUS)	3-11-80
	4:30.49	Ralph Miller(WA)	8-5-89
58	4:18.27	Derek Turnbull(NZL)	6-29-85
	4:32.01	Jim Sutton(PA)	7-22-89
59	4:27.2	Jack Ryan(AUS)	4-10-82
	4:30.54	Jim Sutton(PA)	8-5-90
60	4:30.0	John Gilmore(AUS)	12-22-79
	4:32.09	Jim Sutton(PA)	7-27-91
61	4:37.80i	Naurice Morrill(GBR)	3-20-94
	4:48.96	Bill McChesney(OR)	8-5-89
62	4:28.66	Derek Turnbull(NZL)	8-5-89
	4:49.8	Don Longenecker(NM)	6-24-78
63	4:38.84	Siem Herlaar(NOL)	6-12-93
	4:44.31	Jim Sutton(PA)	8-14-94
64	4:42.86	Siem Herlaar(NOL)	10-16-93
	5:01.3	William Andberg(MN)	8-13-75
65	4:39.87	Siem Herlaar(NOL)	7-16-94
	4:39.9	Derek Turnbull(NZL)	3-14-92
	4:56.81	Joe King(CA)	7-7-91
66	4:49.16	John Gilmore(AUS)	6-29-85
	5:00.6	Don Longenecker(NM)	6-12-82
67	4:56.8	Jack Stevens(AUS)	2-7-84
	5:16.97	Archie Messenger(NY)	8-5-90
68	5:01.33	John Gilmore(AUS)	12-5-87
	5:11.6	William Andberg(MN)	8-1-79
69	5:04.3	Scotty Carter(MA)	6-14-86
70	5:11.8	Merv Jenkinson(AUS)	1-6-80
	5:14.97	James Lytjen(CA)	7-27-91
71	5:22.84	James Lytjen(CA)	8-16-92
	5:22.86	Gudmund Straume(NOR)	6-30-90
72	5:21.5	Harold Chapson(NI)	6-28-75
73	5:21.1	Harold Chapson(NI)	8-9-75
74	5:26.3	Harold Chapson(NI)	6-25-77
75	5:28.5	Scotty Carter(MA)	6-28-92
76	5:35.4	Harold Chapson(NI)	4-1-79
77	5:43.0	Harold Chapson(NI)	8-1-79
78	5:40.2	Harold Chapson(NI)	12-31-80
79	5:50.4	Harold Chapson(NI)	8-16-81
80	5:54.5	Harold Chapson(NI)	7-17-82
81	6:10.06	Edward Benham(MD)	8-6-88
82	6:15.37	Edward Benham(MD)	8-5-89
83	7:44.4	Paul Spangler(CA)	6-20-82
84	6:25.45	Edward Benham(MD)	7-27-91
85	7:03.38	Longino Perez(MEX)	12-5-87
	7:44.96	Paul Spangler(CA)	5-5-84
86	7:50.61	Paul Spangler(CA)	8-24-85
87	7:29.4	Josef Galia(GFR)	9-4-85
	8:26.82	Willard Benton(CA)	7-27-91
88	8:37.53	Paul Spangler(CA)	12-5-87
89	7:59.18	Longino Perez(MEX)	7-27-91
90	9:25.2	Paul Spangler(CA)	6-10-89
91	10:04.68	Paul Spangler(CA)	8-5-90
92	10:10.71	Paul Spangler(CA)	7-27-91

### ONE MILE

35	3:54.13	Steve Scott(CA)	7-1-91
36	3:52.48	John Walker(NZL)	7-2-88
	3:59.88i	Steve Scott(CA)	2-20-93
37	3:54.28	John Walker(NZL)	7-1-89
	4:15.3	Ramsey Thomas(MD)	7-18-81
38	3:55.19	John Walker(NZL)	6- -90
	4:15.0	Glynn Wood(CD)	4-21-73
39	4:13.0	Fred Norris(GBR)	5-13-61
	4:13.3i	Bill Stewart(MI)	1-28-82
40	4:01.39i	Emonn Coghlin(IRL)	2-26-93
	4:11.0i	Bill Stewart(MI)	1-22-83
41	3:58.15i	Emonn Coghlin(IRL)	2-20-94
	4:15.38	Harold Nolan(NJ)	8-6-88
42	4:14.59i	Ken Popejoy(IL)	2-5-93
43	4:06.70	Larry Alberg(WA)	7-29-90
44	4:20.26i	Larry Alberg(WA)	2-9-92
45	4:16.75	David Sirl(NZL)	12-6-87
	4:17.14	Ken Sparks(OH)	7-29-90
46	4:21.90	Albin Swenson(CT)	2-26-93
47	4:21.88	Antonio Villanueva(MEX)	12-6-87
	4:23.81i	Ken Sparks(OH)	2-9-92
48	4:25.77	David Sirl(NZL)	11-10-90
	4:32.8	Bill Fitzgerald(CA)	6-2-73
49	4:27.5	David Sirl(NZL)	11-16-91
50	4:30.8	Ray Hatton(OR)	5-28-81
	4:32.2	Bill Fitzgerald(CA)	7-13-75
51	4:43.9	Vic Heckler(IL)	12-11-93
52	4:35.2	Alan Bradford(AUS)	11-16-91
	4:39.0	Ray Hatton(OR)	7-27-84
53	4:30.06	Tom Roberts(AUS)	12-6-87
	4:41.31i	Dan Conway(WI)	2-15-92
54	4:48.99i	Jim Sutton(PA)	2-22-86
55	4:40.4	Jack Ryan(AUS)	12-15-77
	4:46.5	Don Gammie(OH)	10-5-86
56	4:47.40	Ray Hatton(OR)	6-25-88
57	4:53.52	Jim Sutton(PA)	5-13-89
58	5:00.2	Maurice Tarrant(CAN)	6-8-88
	5:05.7	Jim Sutton(PA)	8-19-89
59	5:00.06	Maurice Tarrant(CAN)	6-10-89
	5:13.5	Clive Davies(OR)	7-13-75
60	4:54.07	Joop Ruter(NOL)	8-1-93
	4:58.2	Jim Sutton(PA)	8-17-91
61	4:57.1	John Gilmore(AUS)	11-13-80
	5:16.8	Clive Davies(OR)	6-11-77
62	5:05.5	Derek Turnbull(NZL)	6-21-89
	5:17.5	Don Longenecker(NM)	4-16-78
63	5:04.36	Rune Bergman(SWE)	12-6-87
	5:15.2	Clive Davies(O)	6-9-79
64	4:55.10	Siem Herlaar(NOL)	8-1-93
	5:26.93	Archie Messenger(NY)	3-19-88
65	4:56.4	Derek Turnbull(NZL)	2-29-92
	5:22h	Monty Montgomery(CA)	4-8-72
66	5:30.0	William Andberg(MN)	6-29-77
67	5:41.4	Norman Bright(WA)	6-11-77
68	5:39.0	William Andberg(MN)	6-16-79
69	5:34.8	John Keston(OR)	7-14-94
70	5:32.4i	Scotty Carter(MA)	3-15-87
71	5:54.0	Harold Chapson(NI)	11-25-73
72	5:52.3	Harold Chapson(NI)	3-2-75
73	5:51.7	Harold Chapson(NI)	1-4-76
74	5:58.8	Harold Chapson(NI)	4-24-77
75	5:57.2	Scotty Carter(MA)	7-12-92
76	7:05.1	Richard Bredenbeck(OH)	5-22-82
77	6:54.0	Paul Spangler(CA)	8-2-76
78	6:15.1	Harold Chapson(NI)	7-5-81
79	6:59.4	Paul Spangler(CA)	8-4-78
80	6:43.3	Paul Spangler(CA)	3-4-83
81	8:07.1	Paul Spangler(CA)	6-7-80
82	9:47.0	Byron Fike(OH)	6-23-90
83	p11:28.8	Albert Epp(FI)	10-25-88
84	8:07.4	Paul Spangler(CA)	6-25-83
87	8:04.7	Josef Galia(GFR)	9-4-85
	12:23.6	Herb Kirk(MT)	8-26-83
90	13:43.6	Herb Kirk(MT)	8-16-86
91	13:45.6	Herb Kirk(MT)	8-8-87
94	14:08.3	Herb Kirk(MT)	8-24-90
95	14:48.2	Herb Kirk(MT)	6-9-90

93	13:04.4	Herb Kirk(MT)	8-11-89
94	13:01.2	Herb Kirk(MT)	8-24-90
95	13:53.2	Herb Kirk(MT)	10-6-90
96	14:38.0	Herb Kirk(MT)	7-31-92

### 3000 METERS

35	7:47.61	Thomas Messinghage(FRG)	8-16-87
	7:56.59	Steve Scott(CA)	5-25-91
	p7:43.44	Namou Boutayeb(NOR)	7-15-91
36	7:49.86	Wilson Waigua(KEN)	8-7-85
	8:02.48i	Steve Scott(CA)	2-5-93
	p7:27.92	Steve Plascencia(US)	-92
37	7:45.64	John Walker(NZL)	7-14-89
	8:34.4	Ramsey Thomas(MD)	12-6-80
38	8:05.01	John Walker(NZL)	8-3-90
	8:37.6	Harold Nolan(NJ)	7-11-85
39	8:02.2	Michel Bernard(FRA)	6-2-71
	8:48.0	Randy Taylor(AR)	4-11-87
40	8:15.6	John Van Der Vanssem(HOL)	7-5-90
	8:17.4	Barry Brown(FI)	7-30-84
	p8:15.6	John Van Der Vanssem(HOL)	-90
41	8:22.0	Alain Mimoun(FRA)	6-6-62
	8:56.6	Laurie O'Hara(GBR)	6-23-73
	p8:15.0	Rien Van Der Willt(HOL)	6-6-91
42	8:24.8	Laurie O'Hara(GBR)	6-21-74
	8:44.0i	Ken Popejoy(IL)	1-16-93
43	8:17.4	Jack Foster(NZL)	1-31-76
	8:49.4	Duncan McDonald(NI)	6-12-92
44	8:20.8	Lucien Rault(FRA)	6-4-80
	8:50.0	Hal Higdon(IN)	7-13-75
	8:50.0i	Bill Stewart(MI)	12-22-87
45	8:36.0	Laurie O'Hara(GBR)	7-8-77
	8:47.4i	Bill Stewart(MI)	2-27-88
46	8:48.34	Francois Blommaerts(BEL)	7-2-93
	9:11.72	Salih Talib(NY)	6-2-91
	p8:32.2	Udo Imig(FRG)	-83
47	8:46.8	Manuel Alonso(SPA)	7-9-77
	9:01.2i	Bill Stewart(MI)	6-28-90
48	8:56.8i	Bill Stewart(MI)	1-19-91
49	8:49.02	Josef Kurz(FRG)	7-15-88
	8:51.6	Michael Heffernan(OR)	5- -90
50	8:53.8	Ray Hatton(OR)	6-25-82
	8:53.8	Josef Kurz(FRG)	5-16-89
51	9:13.28	Dan Conway(WI)	6-23-90
	p9:01.47	Edgar Friedli(SUI)	-84
52	9:03.6	Luciano Aquarone(ITA)	10-16-82
	9:14.84i	Dan Conway(WI)	3-24-91
53	8:51.0	Tom Roberts(AUS)	12-9-87
	9:10.2	Ray Hatton(OR)	7-20-85
54	9:26	George McGrath(AUS)	10-10-74
	9:53.0	Mauro Hernandez(CA)	4-2-77
	p9:00.9	Gunther Hesselmann(GFR)	-80
55	9:01.8	Gunther Hesselmann(GFR)	7-15-81
	9:51.8i	Howard Rubin(MY)	3-10-84
56	9:21.0	John Gilmore(AUS)	2-11-76
	9:37.88	Ray Hatton(OR)	6-26-88
57	9:34.2	Ray Hatton(OR)	7-1-89
58	9:47.4	Jim McDonald(NZL)	1-23-93
	10:01.69i	Jim Sutton(PA)	3-25-90
59	9:55.07	Maurice Tarrant(CAN)	7-20-89
	10:27.8	Pat Devine(CA)	5-28-88
60	9:43.2	John Gilmore(AUS)	11-10-79
	10:13.8	Don Gammie(OH)	8-10-91
	9:36.6	Siem Herlaar(NOL)	8-31-90
	10:31.4i	Jim Sutton(PA)	1-3-93
62	10:12.2	Derek Turnbull(NZL)	6-21-89
	10:46	Boyce Jacques(NV)	9-24-88
63	10:25.6	Mathias Bergseth(NOR)	7-28-84
	10:42.2i	Bill Fortune(NY)	12-15-91
64	10:47.0	William Andberg(MN)	8-13-75
	9:47.4	Derek Turnbull(NZL)	2-8-92
	10:51.0	Norman Bright(WA)	6-17-75
66	10:20.8	John Gilmore(AUS)	2- -86
	10:59.8i	Jim Forshee(MI)	2-14-93
67	10:14.4	John Gilmore(AUS)	3-12-87
	11:20.0	Joe King(CA)	9-12-93
68	11:21.8	Joe King(CA)	7-10-94
69	10:54.62	John Keston(OR)	7-10-94
	10:53.38	Soichi Tamoi(JPN)	6-12-93
	11:27.4i	Scotty Carter(MA)	3-15-87
71	11:17.99i	James Todd(GBR)	3-13-93
	12:11.8	Tom Roberts(GA)	10-20-73
72	11:55.8i	Richard Bredenbeck(OH)	3-19-78
73	11:46.2	Harold Chapson(NI)	3-28-76
74	12:23.8	Harold Chapson(NI)	1-16-77
75	12:04.0	Scotty Carter(MA)	6-28-92
76	12:37.0	Edward Benham(MD)	5-5-84
77	12:30.4	Edward Benham(MD)	5-3-85
78	12:42.4	Edward Benham(MD)	5-3-86
79	14:56.6	Harold Chapson(NI)	11-22-81
80	13:12.6	Edward Benham(MD)	4-29-88

81	16:31	Richard Bredenbeck(OH)	7-25-87
82	13:52.63	Edward Benham(MD)	5-4-90
84	15:49.0	Paul Spangler(CA)	5-21-83
85	16:32.0	Paul Spangler(CA)	5-4-84
87	16:44.2	Paul Spangler(CA)	7-6-86
88	18:55.8	Paul Spangler(CA)	7-18-87
90	20:08.4	Paul Spangler(CA)	9-16-89
91	20:42.89	Paul Spangler(CA)	6-23-90

### TWO MILES

35	8:23.32	John Walker(NZL)	8-14-87
	8:37.6i	George Young(AZ)	5-19-73
36	8:41.8i	George Young(AZ)	4-20-74
37	8:57.0	Fred Morris(GBR)	3-30-59
	9:24.0	Peter Mundle(CA)	7-14-65
	p9:00.4i	Frank Pflaging(MD)	-70
38	9:32.0i	David Vee(NM)	2-12-77
39	9:00.0i	Fred Morris(GBR)	1-14-61
	9:09.6i	Bill Stewart(MI)	2-13-82

44	14:33.6	Jim McDonald(NZL)	2-18-79
	14:45.2	Hal Higdon(IN)	8- 8-75
45	15:17.0	Ken Winn(GA)	6-11-83
46	15:07	Peter Mundle(CA)	7- 7-74
50	15:37.8	James O'Neill(CA)	1-10-76
51	15:39	Peter Mundle(CA)	5-31-79
54	15:54.2	Jim McDonald(NZL)	2-12-89
56	16:25	Alex Ratelle(MN)	8-22-81
59	16:51.2	Clive Davies(OR)	7-13-75
62	16:59.2	Don Longenecker(NM)	6-25-78
65	17:59.2	Norman Bright(WA)	7-22-75
67	18:44	Norman Bright(WA)	5- 6-77
68	19:00	William Andberg(MN)	6-16-79
69	19:31	Otto Essig(MA)	5-18-75
71	19:09.0	Stan Nicholls(AUS)	7- 4-82
72	20:14.4	Harold Chapson(HI)	4-27-75
74	20:38.2	Harold Chapson(HI)	1-30-77

67	17:49.8	John Gilmour(AUS)	4- 5-87
	19:04.6	John Holoubek(CA)	10- 1-83
68	18:10.37	John Gilmour(AUS)	4- 1-88
	19:11.7	William Andberg(MN)	7- 8-79
69	18:36.38	John Keston(OR)	6-26-94
70	18:46.62	John Gilmour(AUS)	8- 1-89
	20:05.4	Ray Sears(IN)	8- 8-77
71	18:43.61h	Warren Utes(IL)	7-23-91
72	19:07.25	John Gilmour(AUS)	7-25-91
	20:51.6	Harold Chapson(HI)	4-27-75
73	19:47	John Gilmour(AUS)	4-30-93
	20:02.57	Alfred Funk(MT)	5- 6-87
74	20:24.23	John Gilmour(AUS)	10-11-93
	21:08.0	Lou Gregory(FL)	12-22-76
75	20:36.0	David Morrison(GBR)	9- 9-89
	20:55.39	Alfred Funk(MT)	8- 1-89
76	20:59.0	Edward Benham(MD)	9-23-83
77	20:21.62	Kosaku Kanamori(JPN)	5-10-92
	21:35.2	Edward Benham(MD)	5- 4-85
78	21:39.8	Alfred Funk(MT)	8-13-92
79	21:19.8	Edward Benham(MD)	7-20-86
80	22:31.82	Edward Benham(MD)	12- 1-87
81	21:46.86	Edward Benham(MD)	6-22-89
82	22:08.79	Edward Benham(MD)	8- 1-89
83	22:57.4	Edward Benham(MD)	8- 4-90
84	23:03.81	Edward Benham(MD)	7-25-91
85	25:50.97	Yoshiharu Veda(JPN)	9-16-94
	28:03.8	Paul Spangler(CA)	4-14-84
86	28:54.4	Paul Spangler(CA)	6-26-85
87	26:50.2	Josef Galia(GFR)	8-16-85
	29:50.0	Paul Spangler(CA)	7- 5-86
88	30:24.6	Paul Spangler(CA)	5-23-87
90	37:39.38	Paul Spangler(CA)	8- 1-89
91	48:38.81	Herb Kirk(MT)	1-11-87
92	40:35.39	Paul Spangler(CA)	7-25-91
94	54:08.71	Paul Spangler(CA)	10-11-93
95	50:23.53	Herb Kirk(MT)	7-25-91

## 5000 METERS

35	13:17.3	Carlos Lopes(POR)	7-14-82
	13:53.67	Mark Wenou(US)	5- 9-93
	p13:10.44	Hamou Boutayeb(MOR)	- - -91
	p13:22.80	Steve Plasencia(US)	7- 6-91
36	13:28.1	Carlos Lopes(POR)	7-24-81
	14:22.3	Mike Manley(OR)	5- 6-78
	p13:16.4	Miruts Yifter(ETH)	6- 7-80
	p13:35.83	Steve Plasencia(US)	6- 6-92
37	13:16.36	Carlos Lopes(POR)	6-28-84
	15:06.8	Ramey Thomas(MD)	11-23-80
	p13:26.03	Steve Plasencia(US)	6- 5-93
38	13:47.8	Michel Bernard(FRA)	7-19-70
	13:51.7	Mike Manley(OR)	6- 1-80
	p13:47.44	Steve Plasencia(US)	- - -94
39	13:40.0	Michel Bernard(FRA)	6-26-71
	14:25.4	Barry Brown(FL)	8-11-83
40	13:45.6	Lucien Rault(FRA)	5-21-76
	14:27.0	Mike Manley(OR)	6- 6-82
41	14:16.6	Lucien Rault(FRA)	10- 9-77
	14:40.2	Tom Laris(CA)	8- 6-81
42	14:04.2	Lucien Rault(FRA)	6-24-78
	14:59.98	Harold Nolan(NJ)	8- 1-89
43	14:21.0	Jack Foster(NZL)	2-21-76
	15:30.8	Jerry Smartt(CA)	8- 8-75
44	14:35.4	Lucien Rault(FRA)	6-15-80
	15:07.4	Larry Almborg(WA)	7- 4-91
45	14:56.4	Alain Mimoun(FRA)	5-29-66
	15:22.15	Michael Hefferman(OR)	8-25-85
46	14:23.6	Lucien Rault(FRA)	6-19-82
	15:11.2	Salvador Vasquez(CA)	7- 5-86
47	14:44.18	Antonio Villanueva(MEX)	12- 1-87
	15:12.25	Mike Manley(OR)	8- 1-89
48	15:17.4	Ray Hatton(OR)	8- 2-80
	14:46.66	Antonio Villanueva(MEX)	8- 1-89
49	15:17.6	Ray Hatton(OR)	8-16-81
50	15:06.0	Jean Onselen(BEL)	9-12-84
	15:41.67	Michael Hefferman(OR)	7-25-91
51	14:55.60	Antonio Villanueva(MEX)	7-25-91
	15:42.4	Ray Hatton(OR)	7-30-83
52	15:37.11	Josef Kurz(FRG)	7-25-91
	15:47.0	Ray Hatton(OR)	7-14-84
53	15:34.00	Stephen James(GBR)	7-25-91
	15:57.4	Ray Hatton(OR)	7-27-85
54	16:03.52	Luciano Acquarone(ITA)	6-26-85
	16:13.66	Bill Foult(MT)	8-16-87
55	15:42.4	Gunther Hesselmann(GFR)	6-27-81
	16:27.1	James O'Neill(CA)	1-12-81
56	15:44.2	Stephen James(GBR)	5- 7-94
	16:30.5	Alex Ratelle(MN)	1-12-81
57	16:31	John Gilmour(AUS)	1-24-77
	16:34.0	Alex Ratelle(MN)	8-14-82
58	16:00.6	Jack Ryan(AUS)	3- 8-81
	16:58	James O'Neill(CA)	9-17-83
59	16:45.01	Luciano Acquarone(ITA)	6-30-90
	16:54.67	Carlos Velle(CA)	8-11-94
60	16:36.99	Cesare Bini(ITA)	8- 1-89
	16:52.0	James O'Neill(CA)	6-25-85
61	16:33.3	John Gilmour(AUS)	8- 9-80
	17:38.0	Clive Davies(OR)	6-19-77
62	16:38.4	John Gilmour(AUS)	4-11-82
	17:34.70	Gaylon Jorgensen(NV)	7-25-91
63	17:27.5	Clive Davies(OR)	7- 8-79
64	17:19.0	Clive Davies(O)	8- 2-80
65	16:38.8	Derek Turnbull(NZL)	3-13-92
	18:27.04	Joe King(CA)	7-25-91
66	17:25.4	John Gilmour(AUS)	6-25-85
	17:40.4	Clive Davies(OR)	7-31-82

67	17:49.8	John Gilmour(AUS)	4- 5-87
	19:04.6	John Holoubek(CA)	10- 1-83
68	18:10.37	John Gilmour(AUS)	4- 1-88
	19:11.7	William Andberg(MN)	7- 8-79
69	18:36.38	John Keston(OR)	6-26-94
70	18:46.62	John Gilmour(AUS)	8- 1-89
	20:05.4	Ray Sears(IN)	8- 8-77
71	18:43.61h	Warren Utes(IL)	7-23-91
72	19:07.25	John Gilmour(AUS)	7-25-91
	20:51.6	Harold Chapson(HI)	4-27-75
73	19:47	John Gilmour(AUS)	4-30-93
	20:02.57	Alfred Funk(MT)	5- 6-87
74	20:24.23	John Gilmour(AUS)	10-11-93
	21:08.0	Lou Gregory(FL)	12-22-76
75	20:36.0	David Morrison(GBR)	9- 9-89
	20:55.39	Alfred Funk(MT)	8- 1-89
76	20:59.0	Edward Benham(MD)	9-23-83
77	20:21.62	Kosaku Kanamori(JPN)	5-10-92
	21:35.2	Edward Benham(MD)	5- 4-85
78	21:39.8	Alfred Funk(MT)	8-13-92
79	21:19.8	Edward Benham(MD)	7-20-86
80	22:31.82	Edward Benham(MD)	12- 1-87
81	21:46.86	Edward Benham(MD)	6-22-89
82	22:08.79	Edward Benham(MD)	8- 1-89
83	22:57.4	Edward Benham(MD)	8- 4-90
84	23:03.81	Edward Benham(MD)	7-25-91
85	25:50.97	Yoshiharu Veda(JPN)	9-16-94
	28:03.8	Paul Spangler(CA)	4-14-84
86	28:54.4	Paul Spangler(CA)	6-26-85
87	26:50.2	Josef Galia(GFR)	8-16-85
	29:50.0	Paul Spangler(CA)	7- 5-86
88	30:24.6	Paul Spangler(CA)	5-23-87
90	37:39.38	Paul Spangler(CA)	8- 1-89
91	48:38.81	Herb Kirk(MT)	1-11-87
92	40:35.39	Paul Spangler(CA)	7-25-91
94	54:08.71	Paul Spangler(CA)	10-11-93
95	50:23.53	Herb Kirk(MT)	7-25-91

## SIX MILES

(times which are better than the 10K times)

35	28:02.4	Peter McArdle(NY)	5- 3-64
	28:47.4	Oscar Moore(NJ)	6- 8-75
37	30:44	Ray Hatton(OR)	7-15-72
41	30:26.2	Hal Higdon(IN)	8-27-72
42	30:10.4	Hal Higdon(IN)	7- 6-73
43	29:59.0	Ray Hatton(OR)	4-26-75
44	29:29.63	Charles Smartt(GBR)	4-24-54
45	30:47.0	Ray Hatton(OR)	6-11-77
46	31:29	Peter Mundle(CA)	7- 5-74
48	31:59	Hal Higdon(IN)	6-25-79
50	32:40	Peter Mundle(CA)	10- 1-78
56	33:03	Alex Ratelle(MN)	8-22-81
59	35:05	Clive Davies(OR)	7-12-75
65	38:17.4	Norman Bright(WA)	7-12-75
66	37:24.4	Norman Bright(WA)	8- 3-76
72	42:04.8	Stan Nicholls(AUS)	12-12-83
73	43:11.0	Harold Chapson(HI)	4-27-75
74	42:14	Edward Benham(MD)	5- 2-81
77	45:53.4	Paul Spangler(CA)	7- 2-76
78	47:16.6	Paul Spangler(CA)	6-25-77

## 10,000 METERS

35	27:24.4	Carlos Lopes(POR)	6-26-82
	28:50.3	Duncan McDonald(HI)	4-28-84
	p28:12.60	Steve Plasencia(US)	6-14-91
36	27:23.44	Carlos Lopes(POR)	7- 9-83
	28:26.4	Gary Tuttle(CA)	4-28-84
	28:05.86	Steve Plasencia(US)	4-17-92
37	27:17.48	Carlos Lopes(POR)	7- 2-84
	31:18.4	Randy Taylor(AR)	4-25-85
	p28:02.41	Steve Plasencia(US)	6-18-93
38	28:16.0	Anatoly Badrakov(URS)	7-21-79
	29:08.6	Barry Brown(FL)	3-25-83
	p29:03.54	Steve Plasencia(US)	6-16-94
39	28:46.8	Jack Foster(NZL)	3-18-72
	30:00.6	Barry Brown(FL)	8-11-83
40	28:30.88	Martti Vainio(FIN)	6-25-91
	31:35.66	Earl Owens(US)	7-30-89
41	28:50.4	Lucien Rault(FRA)	6-15-77
	31:09.0	Tom Laris(CA)	8-15-81
42	29:02.6	Lucien Rault(FRA)	7-21-78
	30:50.37	Larry Almborg(WA)	7-30-89
43	29:57.4	Alain Mimoun(FRA)	8- 1-64
	30:56.0	Ray Hatton(OR)	4-26-75

44	30:20.6	Augustin Fernandes(SPA)	6- 6-82
	31:41.6	Barry Brown(FL)	8- 4-88
45	30:16.8	Alain Mimoun(FRA)	6-17-66
	31:48	Ray Hatton(OR)	6-11-77
46	31:04.8	Wilfried Immen(GFR)	7-30-79
	32:02.79	Don Coffman(US)	7-30-89
47	30:02.56	Antonio Villanueva(MEX)	11-29-87
	32:17.4	Ray Hatton(OR)	7- 6-79
48	31:57.03	James McLamora(IAL)	11-29-87
	32:18.68	Michael Hefferman(OR)	7-30-89
49	30:41.68	Antonio Villanueva(MEX)	7-30-89
	32:38.3	Hal Higdon(IN)	1- 8-81
50	31:01.90	Ron Robertson(NZL)	7-23-91
	32:56.99	Michael Hefferman(OR)	7-23-91
51	31:04.22	Antonio Villanueva(MEX)	7-23-91
	32:10.4	Ray Hatton(OR)	6-18-83
52	32:10.8	Luciano Acquarone(ITA)	5- 7-83
	32:29.4	Ray Hatton(OR)	6-30-84
53	33:05.0	John Gilmour(AUS)	8-27-72
	34:46	James O'Neill(CA)	7- 7-78
54	32:55.2	Jean Onselen(BEL)	6-25-88
	33:54.4	James O'Neill(CA)	7-27-79
55	32:50.3	Gunther Hesselmann(GFR)	6- 2-81
	33:47.4	Ray Hatton(OR)	8- 1-87
56	33:43.04	Bill Foult(MT)	7-29-89
	35:00.66	Norman Green(PA)	7-29-89
58	33:33.69	Derek Turnbull(NZL)	6-23-85
	34:24.6	Norman Green(PA)	8- 2-90
59	34:50.60	Luciano Acquarone(ITA)	6-30-90
	36:07.77	Carlos Velle(CA)	8-13-94
60	34:14.88	Luciano Acquarone(ITA)	7-20-91
	35:44.2	James O'Neill(CA)	6-22-85
61	34:23	John Gilmour(AUS)	11-26-80
	35:43.41	Norman Green(PA)	10- 7-93
62	34:30.10	Derek Turnbull(NZL)	7-29-89
	36:40.60	James O'Neill(CA)	8-14-87
63	35:19.8	Clive Davies(OR)	8-19-78
64	37:09.66	James O'Neill(CA)	7-29-89
65	34:42.2	Derek Turnbull(NZL)	3-15-92
	38:48	William Andberg(MN)	7- 2-76
66	36:39.0	John Gilmour(AUS)	6-22-85
	38:38.0	Norman Bright(WA)	8- 3-76
67	36:53.8	John Gilmour(AUS)	4-17-87
	39:38.68	Jim McCown(CA)	7-29-89
68	37:37.39	John Gilmour(AUS)	11-28-87
	40:26.5	William Andberg(MN)	7- 6-79
69	38:30.55	John Keston(OR)	6-25-94
	38:26	John Gilmour(AUS)	6-21-89
70	41:21.0	Ray Sears(IN)	8-10-77
71	38:23.69	Charles Smartt(GBR)	7-21-91
72	39:04.55	John Gilmour(AUS)	7-21-91
	43:47.0	William Brobst(NY)	8-23-85
73	41:11	John Gilmour(AUS)	4-29-93
	43:53.0	Eugene Keller(OH)	11-29-87
74	42:20.87	John Gilmour(AUS)	10- 7-93
	46:15.0	Lou Gregory(FL)	6-25-77
75	42:03.4	David Morrison(GBR)	9- 9-89
	46:09.51	William Brobst(NY)	8- 4-88
76	43:54.8	Edward Benham(MD)	9-25-83
77	47:03.66	Eduardo Astoreka(SPA)	7-28-86
	47:17.9	Lou Gregory(FL)	7-27-79
78	47:23	Paul Spangler(CA)	7- 1-77
	45:45		

36	8:33.4	Ivan Kabanov(URS)	7-27-75
	9:45.4	Barry Jahn(OR)	8-24-85
37	8:35.4	Gaston Roelants(BEL)	8-4-74
	9:17.63	Clay Stenberg(WA)	5-11-91
38	9:06.8	Manuel Alonso(SPA)	8-17-68
	9:43.0	Howie Ryan(TX)	9-16-83
p8:38.8		Mike Manley(OR)	-80
39	9:00.2	Gaston Roelants(BEL)	5-23-76
	9:46.4	Denny Meyer(WA)	7-20-72
40	8:41.5	Gaston Roelants(BEL)	7-6-77
	9:43.84	Clay Stenberg(WA)	8-12-94
41	8:49.0	Alfons Ida(GFR)	7-12-75
	9:36.2	Hal Higdon(IN)	8-24-72
42	9:14.4	Jim McDonald(NZL)	2-5-77
	9:38.0	Hal Higdon(IN)	8-24-73
43	9:20.6	Alfons Ida(GFR)	8-11-77
	9:51.2	Lew Faxon(VA)	9-24-83
p9:00.7		Gaston Roelants(BEL)	-80
44	9:18.6	Hal Higdon(IN)	8-15-75
45	9:16.2	Wils Undersaker(NOR)	9-2-84
	9:50	Hal Higdon(IN)	6-27-76
46	9:25.28	Ron Robertson(NZL)	12-5-87
	9:39.0	Hal Higdon(IN)	8-11-77
47	9:31.37	Antonio Villanueva(MEX)	12-5-87
	9:56.90	Mike Manley(OR)	8-5-89
48	9:27.90	Ron Robertson(NZL)	8-5-89
	9:55.0	Hal Higdon(IN)	8-1-79
49	9:37.79	Jouko Kuha(FIN)	6-9-89
	10:13.9	Hal Higdon(IN)	1-9-81
50	9:43.97	Ron Robertson(NZL)	7-27-91
	10:53.7	David Stevenson(CA)	7-7-79
51	9:50.23	Jouko Kuha(FIN)	7-27-91
	10:31.01	Fay Bradley(DC)	7-20-89
52	9:58.0	Alan Bradford(AUS)	3-17-91
	10:53.2	David Stevenson(CA)	1-14-81
53	10:19.4	Maurice Morrell(GBR)	7-12-86
	10:57.2	David Stevenson(CA)	8-28-82
54	10:34.8	Jan Kystad(NOR)	8-1-79
	10:55.0	Ken Carman(MI)	8-13-82
55	10:14.0	Alan Bradford(AUS)	2-4-94
	11:05.18	Don Slocum(TX)	8-5-89
56	10:39.0	Eligio Galicia(MEX)	8-1-79
	10:59.2	Ken Carman(MI)	7-28-84
57	11:17.60	Ken Carman(MI)	6-27-85
	11:48.0	Pierre Blanchou(FRA)	8-5-89
58	11:18.36	Alan Waterman(CA)	6-26-77
	p11:34.0	John Hepner(OR)	-90
59	11:39.2	Alan Waterman(CA)	8-11-77
60	11:52.0	Olle Elvland(SWE)	9-13-78
	12:28.6	Avery Bryant(CA)	8-1-79
61	11:41.6	Olle Elvland(SWE)	7-27-90
	12:49.4	David Stevenson(CA)	1-9-81
62	12:20.6	Olle Elvland(SWE)	7-6-74
	12:25.8	Robert Macfarlane(OR)	8-15-75
63	12:33.6	Bob Boal(NC)	4-3-76
64	12:33.2	Bob Boal(NC)	8-15-75
65	12:24.8	Norman Bright(WA)	8-15-78
66	12:42.0	Stan Nicholls(AUS)	5-6-78
	12:48.6	Bob Boal(NC)	3-24-79
67	12:41.8	Stan Nicholls(AUS)	6-23-91
	13:16.78	Avery Bryant(CA)	11-24-79
68	13:07.4	Stan Nicholls(AUS)	4-26-80
	13:24.4	Bob Boal(NC)	1-9-81
69	12:57.6	Stan Nicholls(AUS)	4-10-82
	13:32.8	Bob Boal(NC)	8-24-85
70	13:26.6	Stan Nicholls(AUS)	3-8-83
	13:43.27	Eugene Keller(OH)	8-13-83
71	13:03.0	Stan Nicholls(AUS)	11-12-83
	15:20.4	Bob Boal(NC)	5-5-84
72	13:43	Stan Nicholls(AUS)	12-15-84
	14:43.8	Bob Boal(NC)	5-4-85
73	14:12.6	Stan Nicholls(AUS)	12-21-85
	14:53.0	Bob Boal(NC)	11-15-86
74	14:56.6	Stan Nicholls(AUS)	2-13-88
	15:21.0	Stan Nicholls(AUS)	8-20-78
75	17:04.6	Stan Nicholls(AUS)	8-9-81
	19:04.8	Lou Gregory(FL)	
77	20:17.0	Nat Pisciotta(CA)	

## 2000 METER STEEPLECHASE

60	7:03.8	Maurice Morrell(GBR)	6-8-93
	7:40.10	David Stevenson(CA)	8-5-89
61	7:13.93	Joaquim Silva(POR)	8-5-89
	7:56.59	John Hepner(OR)	7-17-93
62	7:52.97	John Hepner(OR)	8-12-94
63	7:49.06	Joaquim Silva(POR)	7-27-91
	9:47.21	Harold Daughters(DA)	6-27-85

64	8:27.61	John Eccles(NZL)	8-5-89
	8:34.16	Avery Bryant(CA)	8-5-88
65	7:53.00	John Eccles(NZL)	11-3-90
	8:23.74	Avery Bryant(CA)	7-20-89
66	8:06.69	John Eccles(NZL)	8-17-68
	8:39.19	Raymond Spencer(CA)	7-20-89
67	8:43.50	Avery Bryant(CA)	7-6-91
	p8:01.18	Katsumi Horiuchi(JPN)	10-13-93
68	8:39.60	John Eccles(NZL)	10-13-93
	9:07.2	Avery Bryant(CA)	9-20-92
69	8:49.56	Eugene Keller(OH)	6-27-85
70	8:52.74	Dan Bulkeley(OR)	8-5-88
71	8:36.17	Dan Bulkeley(OR)	8-5-89
72	8:59.97	Eugene Keller(OH)	8-5-88
73	9:02.88	Charles Espy(FL)	8-18-84
74	11:24.8	Dan Bulkeley(OR)	8-14-92
75	9:46.90	Dan Bulkeley(OR)	7-17-93
76	9:28.78	Bob Boal(NC)	7-20-89
77	11:12.20	Bob Boal(NC)	5-5-90
78	11:33.4	Bob Boal(NC)	7-27-91
79	11:25.04	Bob Boal(NC)	8-14-92
80	13:24.59	Tadashi Taut(JPN)	10-13-93
81	10:51.48	Bob Boal(NC)	5-1-93
	12:42.4		

## 110 METER HURDLES (42")

35	13.26	Greg Foster(US)	7-22-94
36	14.1	Ghulam Razik(PAK)	2-16-69
	17.2dec	Tom Thorne(KS)	7-29-79
37	14.5y	Tom Lavery(RSA)	4-16-69
	14.7	Mike Kelly(GA)	6-16-84
38	14.2y	Tom Lavery(RSA)	4-16-80
	14.84	Nate Robinson(FL)	7-21-90
39	14.6	John Hinrich(GFR)	6-15-75
	16.5dec	Bob Lauson(US)	5-18-74
40	14.4y	Don Finlay(GBR)	8-1-69
	20.6	Sam Adams(CA)	12-12-71
	w18.5	Pet Crandell(US)	8-25-91
41	15.0	John Hinrich(GFR)	7-16-77
	15.0y	Valbjorn Thorlaksson(ICE)	9-7-75
	15.6y	Art Barnard(CA)	2-13-71
	w14.8y	Don Finlay(GBR)	7-22-50
42	14.8y	Don Finlay(GBR)	7-21-51
	15.2	Walt Butler(CA)	2-11-84
43	16.3	Alois Krul(CZE)	6-13-70
	17.2dec	Hal Smith(CA)	12-7-78
	p15.8	Guenter Ortmanns(GFR)	-79
44	15.1	Valbjorn Thorlaksson(ICE)	5-10-79
	17.8	Barry Kline(PA)	3-31-84
45	15.2	Valbjorn Thorlaksson(ICE)	5-20-80
	17.8	Barry Kline(PA)	3-30-85
	p15.0	Valbjorn Thorlaksson(ICE)	-79
46	15.1	Valbjorn Thorlaksson(ICE)	6-17-80
	17.7	Jeff Loubet(NM)	4-22-90
47	16.6	Buzz Porter(FL)	6-11-83
48	15.8	Jan Mirazek(CZE)	6-16-73
	18.2	Barry Kline(PA)	7-9-88
49	17.0dec	Jack Greenwood(KS)	6-29-75
50	18.3	Jay Wallace(VA)	5-27-78
51	19.6	Barry Kline(PA)	7-6-91
52	19.9	Jerry Stanners(CA)	6-6-87
53	19.8	Barry Kline(PA)	7-24-93
54	19.4	Barry Kline(PA)	6-26-94
55	22.3y	George Etherington(KS)	8-2-75
56	19.2y	Charles Beaudry(TX)	8-17-75
57	23.6	Darold Skartvedt(WA)	12-11-88
58	24.42	Darold Skartvedt(WA)	12-10-89
59	24.4dec	Darold Skartvedt(WA)	12-9-90
60	w23.1	Darold Skartvedt(WA)	12-15-91
61	23.9dec	Darold Skartvedt(WA)	12-13-92
62	23.0dec	Bud Deacon(NI)	8-25-73
63	25.7y	Stan Thompson(HI)	7-6-74
64	24.6y	Stan Thompson(HI)	12-8-74
68	32.2y	Stan Thompson(HI)	2-11-79

## 110 METER HURDLES (39")

35	14.2	Thomas Malik(SC)	6-10-84
36	14.4	George Carty(CA)	6-24-82
	14.40	Nate Robinson(FL)	8-5-88
	p14.01	James McCraney(US)	6-22-91
	14.25	Eddie Eberhart(TX)	8-5-88
	w14.1	Stan Druckrey(WI)	6-29-85
	w14.4	Theo Viltz(CA)	6-23-79
37	13.9y	Walt Butler(CA)	6-11-78
38	14.3	Nate Robinson(FL)	6-9-90
	w13.6y	Walt Butler(CA)	6-23-79

39	14.5	Walt Butler(CA)	7-12-80
	14.5	Stan Druckrey(WI)	7-17-88
	w14.33	Stan Druckrey(WI)	8-14-87
	14.32	Lamar Miller(NI)	8-25-85
40	14.24	Stan Druckrey(WI)	7-30-89
	w14.2	Avery Bryant(CA)	6-20-81
41	14.5	Walt Butler(CA)	5-8-82
	w14.2	John Eccles(NZL)	7-7-90
	w14.3	Walt Butler(CA)	5-2-82
42	14.63	Avery Bryant(CA)	7-30-89
	14.94	Ken Brinker(US)	7-30-89
	w14.5	Stan Druckrey(WI)	6-22-91
	w14.61	Stan Druckrey(WI)	7-5-91
43	14.9	Walt Butler(CA)	7-14-84
	p14.9	Valbjorn Thorlaksson(ICE)	-78
	w14.6	Stan Druckrey(WI)	6-20-92
44	14.90	Walt Butler(CA)	8-10-85
	w14.8	Stan Druckrey(WI)	7-10-93
45	14.7y	Valbjorn Thorlaksson(ICE)	7-8-79
	14.84	Stan Druckrey(WI)	8-12-93
46	15.0	Jack Greenwood(KS)	9-16-72
	15.0	Theo Viltz(CA)	5-27-89
47	15.2y	Jack Greenwood(KS)	6-23-73
	w15.2y	Jack Greenwood(KS)	12-12-73
48	15.4	Walt Butler(CA)	7-1-89
	15.4	Jack Greenwood(KS)	7-7-74
49	15.6	Jack Greenwood(KS)	8-13-75
	w15.3	Jack Greenwood(KS)	8-8-75
50	16.4	Jack Greenwood(KS)	6-6-76
51	15.7	Valbjorn Thorlaksson(ICE)	9-12-85
	18.8	Jonathon Sharp(CO)	7-2-72
	p15.5y	Jack Greenwood(KS)	-77
52	18.7y	Jonathon Sharp(CO)	7-7-73
53	19.2	Orval Gillett(CA)	7-2-72
54	19.8	Orval Gillett(CA)	7-7-73
55	17.5	Charles Beaudry(TX)	8-24-74
56	18.4y	Charles Beaudry(TX)	8-17-75
57	18.1y	Charles Beaudry(TX)	12-14-75
60	27.5y	Stan Thompson(HI)	7-31-71
62	22.3y	Bud Deacon(NI)	7-7-73
63	25.1y	Darold Skartvedt(WA)	8-12-94
64	22.8y	Stan Thompson(HI)	12-8-74
66	25.3	Stan Thompson(HI)	4-10-77
68	28.2y	Stan Thompson(HI)	3-4-79
74	32.1	Stan Thompson(HI)	6-29-85

## 110 METER HURDLES (36")

40	14.9	Nate Robinson(FL)	2-22-92
	w14.7	Larry Sallinger(CA)	7-9-83
41	14.3	Walt Butler(CA)	6-12-82
42	14.3	Walt Butler(CA)	7-3-83
43	14.48	Walt Butler(CA)	8-25-84
44	14.9	Walt Butler(CA)	2-8-86
45	14.7	Walt Butler(CA)	5-31-86
	w14.6	Walt Butler(CA)	5-24-86
46	15.4y	Jack Greenwood(KS)	4-7-73
	w15.3	Walt Butler(CA)	7-18-87
47	15.84	Jeff Loubet(NM)	9-2-90
48	15.6	Dave Jackson(CA)	6-21-80
	w14.9y	Jack Greenwood(KS)	10-19-74
	w15.0	Walt Butler(CA)	7-8-89
49	16.5	Buzz Porter(FL)	4-13-86
	w16.2	Buzz Porter(FL)	1-12-86
	w16.4y	Phil Mulkey(GA)	6-12-82
50	15.5y	Jack Greenwood(KS)	7-4-76
51	15.1	Jack Greenwood(KS)	8-10-77
52	15.8y	Jack Greenwood(KS)	5-26-79
53	15.57	Jack Greenwood(KS)	7-8-79
54	16.0h	Andre Findeli(FRA)	8-8-77
	16.00h	Clifford Murray(GUY)	9-28-83
	17.7	Tom Patsalis(CA)	6-26-76
	w15.74h	Clifford Murray(GUY)	9-23-83
	w16.8	Jerry Stanners(CA)	2-11-89
	w17.3	Phil Mulkey(GA)	7-12-87
55	16.37	Andre Findeli(FRA)	5-27-78
	16.8	Charles Beaudry(TX)	8-24-74
	w16.3	Andre Findeli(FRA)	6-18-78
56	15.8	Jack Greenwood(KS)	9-4-82
57	17.03h	Jack Greenwood(KS)	7-28-83
	w16.15	Jack Greenwood(KS)	9-29-83
58	17.3	Tom Patsalis(CA)	4-12-80
	w16.2	Jack Greenwood(KS)	8-17-84
59	16.6	Jack Greenwood(KS)	6-9-85
60	20.5y	George Braceland(PA)	4-6-74
61	21.5y	Claude Hills(PA)	4-6-74

## 110 METER HURDLES (33")

62	19.8y	Bud Deacon(NI)	4-6-74
63	20.0	Bud Deacon(NI)	6-29-74
64	23.4y	Stan Thompson(HI)	12-8-74
65	21.0	Narry Logan(AUS)	1-22-83
66	21.5	Narry Logan(AUS)	11-12-83
	23.1	Stan Thompson(HI)	4-10-77
67	22.1	Narry Logan(AUS)	10-27-84
	23.7	Stan Thompson(HI)	1-22-78
68	23.2	Stan Thompson(HI)	1-7-79
69	25.2	Stan Thompson(HI)	10-5-80
70	25.5	Stan Thompson(HI)	10-12-80
71	w34.7	Stan Thompson(HI)	8-8-82
72	w25.1	Stan Thompson(HI)	8-14-83
	w31.6	Stan Thompson(HI)	10-24-82
74	29.8	Stan Thompson(HI)	7-6-85
50	15.33	Jeff Loubet(NM)	9-5-93
51	15.85	Dave Jackson(CA)	8-21-83
	w15.1y	Jack Greenwood(KS)	7-1-77
52	14.7	Jack Greenwood(KS)	8-19-78
53	16.7	Roy Chernock(NJ)	6-27-81
54	16.48	Jack Greenwood(KS)	7-5-80
55	16.7y	Tom Patsalis(CA)	6-25-77
56	15.6	Jack Greenwood(KS)	7-24-82
57	15.8	Jack Greenwood(KS)	9-16-83
58	16.8y	Robert Hunt(CA)	6-11-78
59			

74	22.2	Claude Mills(PA)	6-29-86
w20.3		Gilberto Gonzalez(PUR)	7-12-87
75	21.9	Russell Meyers(FL)	5- 5-79
76	20.93	Russell Meyers(FL)	7- 5-80
77	20.83	Russell Meyers(FL)	5- 9-81
78	23.4	Claude Mills(PA)	6-19-91
79	23.6	Claude Mills(PA)	7-17-91
80	24.1	Claude Hills(PA)	7-14-92
81	27.3	Herbert Anderson(CO)	9- 4-83
82	26.10dc	A. E. Pitcher(IN)	7- 8-84
83	30.4	A. E. Pitcher(IN)	7-20-85

### 100 METER HURDLES (36")

50	13.57	Walt Butler(CA)	7- 5-91
51	13.84	Walt Butler(CA)	7-25-92
52	14.51	Hugh Adams(CA)	7-25-92
53	14.84	Charles Miller(TX)	8- 5-90
w13.84		Walt Butler(CA)	6-18-94
w14.40w		Charles Miller(TX)	5-18-91
54	15.15	Emil Pawlik(MS)	8-12-93
w14.24		Hugh Adams(CA)	6-18-94
w14.6		Charles Miller(TX)	7-25-92
55	15.0	Phil Mulkey(GA)	5-14-88
56	15.50	Douglas McFeters(CA)	7-28-89
55	15.5	Phil Mulkey(GA)	6-10-89
w15.44		Alvin Henry(CA)	8-12-94
57	15.36h	Lawrence Pratt(US)	7-29-89
w15.22		Charles Miller(TX)	8-12-94
w15.28		Charles Miller(TX)	8- 5-94
58	15.90	Phil Mulkey(GA)	6- 1-91
59	19.22h	Alan Maxwell(OR)	7-29-89
p18.32		Norio Aibe(JPN)	10-10-93

### 100 METER HURDLES (30"/33")

60	14.98	Jack Greenwood(KS)	7-18-86
61	15.5	Buck Bradbury(AL)	5-28-88
62	15.05	Jack Greenwood(KS)	6- 5-88
63	15.03	Jack Greenwood(CO)	7-30-89
64	17.3	Burl Gist(CA)	7-14-84
w15.65		Jack Greenwood(CO)	8- 5-90
w16.3		Tom Patsalis(CA)	3-29-86
65	16.30	Jack Greenwood(CO)	7-21-91
66	17.5	Denver Smith(OH)	6-20-92
p17.40		Hotoichi Tasaki(JPN)	10-10-93
w16.5		Burl Gist(CA)	5-24-86
w17.2		Robert Hunt(CA)	8- 2-86
67	16.8	Robert Smith(OH)	7-24-93
68	17.67	Albertus Van Zyl(RSA)	4-19-91
w17.80dc		Denver Smith(OH)	7-17-94
w17.7		Robert Hunt(CA)	5-28-88
69	17.56	Albertus Van Zyl(RSA)	5- 8-92
17.8		Burl Gist(CA)	7-16-89
w17.9		Robert Hunt(CA)	7-30-89
w17.5		Robert Hunt(CA)	7- 8-89
70	18.2	Herb Miller(CA)	6- 7-86
w18.2w		Gilberto Gonzalez(PUR)	9-10-83
71	20.9	Bert Morrow(CAN)	4-28-84
21.9		Bud Deacon(HI)	8-13-82
w19.2w		Claude Hills(PA)	9-10-83
72	14.35	Edwin Lukens(NY)	8-12-94
73	20.7	Omer Mix(TX)	5-19-84
75	22.3	Bob Boal(NC)	9- 5-87
76	26.2	Stan Thompson(HI)	3-28-87
77	22.8	Claude Hills(PA)	8-19-89
78	17.48	Herb Miller(CA)	8-12-94
79	16.64	Frank Finger(VA)	8-12-94
80	20.2	Russell Meyers(FL)	6-24-84
81	18.76	Bert Morrow(CAN)	8-12-94
22.9		Claude Hills(PA)	7-13-93
w17.84		Bert Morrow(CAN)	6-18-94

### 80 METER HURDLES (30")

70	13.2	Albertus Van Zyl(RSA)	10-10-92
14.3		Joseph Martin(VA)	6-22-91
14.30		Tom Patsalis(CA)	7-12-92
w14.2		Alfred Guidet(CA)	5-28-88
w14.27		Boo Morcom(NH)	7- 5-91
71	14.6	Alfred Guidet(CA)	5-27-89
14.60h		Herb Miller(CA)	12- 4-87
14.6		Boo Morcom(NH)	7-12-92

w14.22		Burl Gist(CA)	7- 5-91
w14.4		Robert Reckwardt(GFR)	8-21-84
72	14.46	Robert Reckwardt(GFR)	6-23-85
14.77		Walter Dahlin(CA)	10-10-93
14.78		Alfred Guidet(CA)	6-16-90
w14.6		Herb Miller(CA)	5-28-88
73	14.5	Herb Miller(CA)	5-27-89
74	14.92	Robert Reckwardt(GFR)	12- 5-87
15.29		Frank Finger(VA)	7-30-89
75	15.1	Frank Finger(VA)	9- 1-90
76	15.2	Frank Finger(VA)	8- 4-91
77	15.54	Reino Taskinen(FIN)	10-10-93
16.85dc		Claude Hills(PA)	7-28-89
w16.22		Claude Hills(PA)	7-30-89
78	16.29	Ahti Pajunen(FIN)	12- 5-87
19.98		Bob Boal(NC)	5- 5-90
p19.02		Lee Todd(NB)	8-12-93
w16.0		Bert Morrow(CAN)	5-25-91
w19.72		Bob Boal(NC)	8- 5-90
79	17.2	Bert Morrow(CAN)	5-23-92
18.10		Claude Hills(PA)	8-17-91
w16.2		Bert Morrow(CAN)	6-20-92
80	16.98	Hazumi Morita(JPN)	10-10-93
17.5		Russell Meyers(FL)	7- 7-84
81	18.80	Karl Trei(CAN)	6-30-90
19.73		Claude Hills(PA)	8-12-93
19.79		A. E. Pitcher(IN)	6-11-83
82	19.5	A. E. Pitcher(IN)	5-26-84
83	21.8	A. E. Pitcher(IN)	5- 4-85
84	w19.43	Karl Trei(CAN)	9-11-93
85	20.30	Karl Trei(CAN)	5- 7-94

### 400 METER HURDLES (36")

35	48.93	Nathaniel Page(GA)	7-10-92
36	51.9	James King(CA)	5-13-85
37	53.4	George Smith(CAN)	6- 7-81
54.18		Stan Druckrey(WI)	7-19-86
38	52.89	Bertil Wistam(SWE)	7- 7-78
54.57		Mike Kelly(GA)	8-23-85
39	54.00	Stan Druckrey(WI)	8- 4-88
40	52.7	Stan Druckrey(WI)	7- 8-89
41	54.8	Jim Dixon(GBR)	5-27-73
55.65		Stan Druckrey(WI)	8- 3-90
42	53.10	James King(CA)	7- 6-91
43	54.41	James King(CA)	8-15-92
44	55.5	Jim Dixon(GBR)	6-13-76
57.1		Stan Druckrey(WI)	7-10-93
57.1		Bill Knocke(CA)	7- 1-84
45	55.64	Guido Mueller(GFR)	8-25-84
55.79		Stan Druckrey(WI)	8-13-93
46	55.7	Jack Greenwood(KS)	8-24-72
47	55.18	Guido Mueller(GFR)	8- 1-86
57.5		Jack Greenwood(KS)	7- 6-73
48	57.5	Jack Greenwood(KS)	7- 6-74
49	55.69	Guido Mueller(FRG)	6-25-88
57.8		Jack Greenwood(KS)	8-15-75
50	61.8	Bill Knocke(CA)	9- 8-90
51	59.5	Jack Greenwood(KS)	7- 2-77
52	67.7	Jonathon Sharp(CO)	7- 6-73
53	69.7	Barry Kline(PA)	4-10-93
54	66.7	Alfred Guidet(CA)	7- 1-72
55	63.6	Alfred Guidet(CA)	6-24-73
56	66.7	Boo Morcom(PA)	6-26-77
57	84.1	Jim Craine(MI)	2-19-78
58	77.8	Alex Lampard(AUS)	3-30-75
59	77.7	Alex Lampard(AUS)	4-17-76
60	79.0	Glenn Bradd(IL)	7-20-85
64	93.3y	Stan Thompson(HI)	12- 8-74
65	85.3	Chuck Sochor(MI)	9- 6-92
67	1:43.5	Stan Thompson(HI)	11-27-77
68	91.2	Stan Thompson(HI)	12-31-78
70	1:52.2	Stan Thompson(HI)	12- 7-80
72	1:50.7	Stan Thompson(HI)	8-28-83
74	1:51.4	Stan Thompson(HI)	7-20-85

### 400 METER HURDLES (33")

50	58.1	Jack Greenwood(KS)	7- 3-76
51	58.2	Jack Greenwood(KS)	8-11-77
52	59.70	Ovidio De Jesus(PUR)	8-23-85
61.39		Hugh Adams(CA)	8-15-92

53	59.04	Jack Greenwood(KS)	7-29-79
54	62.6	Andre Findeli(FRA)	8-11-77
62.8		Rudolph Valentine(NY)	8-11-77
55	62.2	Andre Findeli(FRA)	9- 3-78
63.2		Boo Morcom(PA)	6-27-76
p61.90		Baeth Parkob(URS)	8- 3-91
56	63.7	Robert Hunt(CA)	7- 3-76
57	59.85	Jack Greenwood(KS)	9-27-83
58	64.7	Jack Greenwood(KS)	7-21-84
59	64.92	Robert Hunt(CA)	7-29-79
60	72.8	Robert Hunt(CA)	6- 7-80
63	65.14	Jack Greenwood(CO)	9- 3-89
66	87.6	Bud Deacon(HI)	4-23-78
67	90.5	Stan Thompson(MI)	2- 5-78
68	94.6	Stan Thompson(MI)	11-26-78
69	1:42.0y	Stan Thompson(MI)	12-29-79
70	1:48.9y	Stan Thompson(MI)	12- 7-80
72	1:55.8	Stan Thompson(MI)	10-24-82

### 400 METER HURDLES (30")

60	64.45	Frans Buys(HOL)	5-31-85
65.71		Jack Greenwood(KS)	8-31-86
61	66.37	Rudolph Valentine(NY)	5- 4-85
62	66.01	Rudolph Valentine(NY)	8-23-85
63	68.98	Trygve Syverson(NOR)	8- 3-85
69.1		Bud Deacon(HI)	6-23-74
64	69.8	Rudolph Valentine(NY)	7-31-87
65	68.5	Earl Fee(CAN)	7- 2-94
70.4		Chuck Sochor(MI)	7-17-93
66	70.8	Chuck Sochor(MI)	8-21-93
67	75.2	Richard Lacey(NY)	7- 2-77
68	73.07	Frank Finger(VA)	5- 7-83
69	75.96	Frank Finger(VA)	7-28-84
70	77.50	Gilberto Gonzalez(PUR)	9-27-83
83.86		Bob Boal(NC)	5- 8-82
71	80.6	Harold Niebel(MD)	9- 1-85
72	79.5	Gilberto Gonzalez(PUR)	8-23-85
85.12		Bud Deacon(HI)	7-24-83
73	87.20	Richard Lacey(FL)	9-27-83
74	1:44.5	Konrad Boas(NY)	5- 6-78
75	92.5	Herbert Anderson(CO)	8-11-77
p91.06		Erkki Haapalainen(FIN)	8- 3-85
76	94.46	Russell Meyers(FL)	7- 6-80
77	99.58	Russell Meyers(FL)	5- 9-81
78	96.5	Herbert Anderson(CO)	1-10-81
79	98.7	Herbert Anderson(CO)	9- 6-81
80	1:51.0	Herbert Anderson(CO)	7-24-82
81	2:02.6	Herbert Anderson(CO)	9- 3-83
83	2:05.51	A. E. Pitcher(IN)	6-26-85

### 300 METER HURDLES (33")

50	39.96	Guido Mueller(FRG)	8- 3-89
43.19		Jackson Steffes(CA)	8- 3-89
51	40.92	Willi Kalbermatter(SUI)	6-30-90
45.37h		John Head(CA)	8- 1-89
p43.2		Richard Miller(NJ)	8- 4-88
52	43.18h	Charles Millor(TX)	8- 1-89
53	44.54h	Poochi Parthasarathy(IND)	8- 1-89
46.03		Bill Knocke(CA)	6-27-93
54	42.69	Hugh Adams(CA)	6-18-94
55	43.28	Erkki Knapp(FIN)	8- 3-89
43.29		Ovidio De Jesus(PUR)	9-17-88
43.36h		Richard Hickman(CA)	8- 1-89
56	44.31	Erkki Knapp(FIN)	6-30-90
45.77		Josh Culbreath(US)	8- 3-89
57	45.14	Marion Sanchez(CA)	8- 3-89
60	45.65	Marion Sanchez(CA)	8-15-92
61	44.24	Marion Sanchez(CA)	10-13-93
62	45.59	Jack Greenwood(KS)	7- 3-88
63	43.49	Jack Greenwood(KS)	8- 3-89
64	47.19	Rudolph Valentine(NY)	12- 1-87
p46.43		Levis Ariel Standen(CHI)	10-13-93
65	45.20	Jack Greenwood(CO)	7-25-91
66	49.0	Chuck Sochor(MI)	8- 7-94
67	49.80	Rudolph Valentine(NY)	8- 3-90
68	50.25	Albertus Van Zyl(RSA)	4-19-91
51.33		Robert Hunt(CA)	6- 4-88
69	51.14	Walter Dahlin(CA)	8-23-90
70	50.4	Albertus Van Zyl(RSA)	4-17-93
53.84		Dan Bulkley(OR)	12- 1-87
71	51.38	Albertus Van Zyl(RSA)	10-13-93
52.64		Dan Bulkley(OR)	8- 4-88

72	52.44	Dan Bulkley(OR)	8- 3-89
73	56.52	Joseph Martin(VA)	5- 7-94
75	56.50	Dan Bulkley(OR)	8-15-92
76	55.52	Dan Bulkley(OR)	7-18-93
77	55.33	Dan Bulkley(OR)	10- 2-94
78	64.58	Bert Morrow(CAN)	6-15-91
74	74.06	Herb Miller(CA)	8-13-94
80	68.0	Karl Trei(CAN)	6-11-89
71.9		Claude Hills(PA)	8-30-92
81	74.64	Bert Morrow(CAN)	8-13-94
76.20		Claude Hills(PA)	8-13-93

### 300 METER HURDLES (30")

60	46.31	Jack Greenwood(KS)	7-19-86
46.36		Lee Blount(MO)	8-13-93
61	45.63	Jack Greenwood(KS)	6- 4-88
45.65		Marion Sanchez(CA)	8-15-92
62	44.39	Marion Sanchez(CA)	8-13-93
63	43.49	Jack Greenwood(CO)	8- 3-89
64	47.19	Rudolph Valentine(NY)	12- 1-87
p46.43		Levis Ariel Standen(CHI)	10-13-93
65	45.20	Jack Greenwood(CO)	7-25-91
66	50.01h	Svein Olav Moiloa(NOR)	10-11-93
50.21		Chuck Sochor(MI)	9- 2-93
p49.59		Notoichi Tasaki(JPN)	10-13-93
67	49.80	Rudolph Valentine(NY)	8- 3-90
68	50.25	Albertus Van Zyl(RSA)	4-19-91
51.33		Robert Hunt(CA)	8- 4-88
69	51.14	Walter Dahlin(CA)	6-23-90
70	50.4	Albertus Van Zyl(RSA)	4-17-93
53.84		Dan Bulkley(OR)	12- 1-87
71	51.38	Albertus Van Zyl(RSA)	10-13-93
52.64		Dan Bulkley(OR)	8- 4-88
72	52.44	Dan Bulkley(OR)	8- 3-89
73	57.98	Massao Ishida(BRA)	10-13-93
58.03		Herb Miller(CA)	7-21-89
75	56.50	Dan Bulkley(OR)	8-15-92
76	55.52	Dan Bulkley(OR)	7-18-93
77	62.89	Reino Taskinen(FIN)	10-13-93
64.31		Claude Hills(PA)	8- 3-89
78	64.58	Bert Morrow(CAN)	6-15-91
80	70.86		



59	5'5 3/4	1.67 Phil Fehlen(CA)	8-12-94	54	13'6 1/2	4.13 Boo Morcom(PA)	4- 3-76	54	20'2 1/4	6.15 Pericles Pinto(POR)	7-23-91	92	6'3 1/2	1.92 Everett Hosack(OH)	5- 7-94
	5'5 3/4	1.67 Milton Newton(CA)	9-18-93	55	13'6 1/4	4.12 Boo Morcom(PA)	8- 4-76		19'10 1/2	6.06 Tom Patsalis(CA)	6-12-76	w6'4		1.93 Everett Hosack(OH)	5- 7-94
60	5'6 1/4	1.68 Milton Newton(CA)	7-20-94	56	13'3	4.04 Boo Morcom(PA)	7-10-77		w20'3 1/2	6.18 Tom Patsalis(CA)	6-26-76	93	5'4 1/4	1.63 Buell Crane(ID)	8-13-93
61	5'5 1/2	1.66 Jim Gillerist(US)	5- 5-89	57	12'9	3.88 Boo Morcom(PA)	4-17-79	55	20'4	6.20 Pericles Pinto(POR)	7-11-92	94	5'11	1.80 Buell Crane(ID)	8-13-94
62	5'5 1/2	1.66 Jim Gillerist(FL)	4-21-90	58	13'0	3.96 Boo Morcom(PA)	1-10-80		19'9 1/2	6.03 Tom Patsalis(CA)	3-12-77	95	5'10	1.78 Collister Wheeler(COR)	7-22-88
63	5'4 1/2	1.64 Jim Gillerist(FL)	7- 5-91	59	13'0 1/2	3.97 Boo Morcom(PA)	1-10-81		w20'8 3/4	6.32 Tom Patsalis(CA)	6-18-77	99	7'0 3/4	2.15 Joginder Singh((CIN))	7-25-91
64	5'6 1/4	1.68 Jim Gillerist(FL)	9-19-92	60	12'9 1/2	3.90 Herbert Schmidt(GFR)	9- 3-70	56	19'8 1/4	6.00 Dave Jackson(CA)	8-31-87				
65	5'4 1/2	1.64 Jim Gillerist(FL)	9-25-93		12'4 3/4	3.78 Jerry Donley(CO)	2-25-90	57	19'4 3/4	5.91 Olavi Niemi(FIN)	7-22-89				
66	5'1 3/4	1.57 Jim Gillerist(FL)	8-12-94	61	12'9 1/2	3.90 Herbert Schmidt(GFR)	10-14-71		19'4 1/4	5.90 Tom Patsalis(CA)	7-31-79				
67	5'1	1.55 Burl Gist(CA)	8-29-87		12'6 1/2	3.82 Boo Morcom(PA)	2-26-83	58	19'8 1/4	6.10 Tom Patsalis(CA)	8-16-80				
68	4'11	1.50 Erik Stai(NOR)	7-28-84	62	11'11 3/4	3.65 Boo Morcom(PA)	5- 7-83	59	20'0 1/4	6.10 Tom Patsalis(CA)	7-18-81				
69	4'9 1/2	1.46 Burl Gist(CA)	4-30-88	63	12'3 1/2	3.74 Boo Morcom(PA)	8- 2-84	60	19'11	6.07 Tom Patsalis(CA)	7-10-82	35	55'7 1/4	16.95 Ray Kimble(US)	8-12-88
70	4'10	1.47 Burl Gist(CA)	7-21-89	64	12'0	3.66 Boo Morcom(PA)	8-31-85	61	18'11	5.76 Tom Patsalis(CA)	5- 1-83	36	54'10	16.71 Willy Banks(CA)	6-21-92
71	4'9	1.44 Ian Hume(CAN)	9- 8-84	65	12'4 1/2	3.77 Boo Morcom(PA)	8- 3-86		w19'1 3/4	5.83 Tom Patsalis(CA)	7- 9-83	w54'10 1/2		16.72 Willy Banks(CA)	6-21-92
72	4'8 3/4	1.44 Walter Dahlin(CA)	7- 5-91	66	11'10 1/2	3.62 Boo Morcom(PA)	6- 8-87	62	17'4 3/4	5.30 Hans Schneider(GFR)	6-19-76	37	53'3 3/4	16.25 Jozef Schmidt(POL)	6-27-72
73	4'9	1.45 Ian Hume(CAN)	8-12-93	67	11'6	3.50 Herbert Schmidt(GFR)	5-11-77		17'4 1/2	5.29 Gordon Farrell(CA)	8-16-80	52'9		16.08 Ray Kimble(US)	4- 6-91
74	4'6 1/4	1.38 Charles Obye(AZ)	8-12-93	68	11'1 1/2	3.39 Boo Morcom(PA)	1- 6-89	63	17'4	5.28 Hans Bitter(GFR)	7-17-83	38	54'1 3/4	16.50 Ray Kimble(US)	6-14-91
75	4'9 1/2	1.45 Ian Hume(CAN)	9- 9-86	69	11'5	3.48 Boo Morcom(PA)	5-13-89		17'1 1/2	5.22 Gordon Farrell(CA)	7-18-81	39	55'5 1/2	16.90 Ray Kimble(US)	6-21-92
76	4'7 1/2	1.41 Brady Walker(UT)	8-12-93	70	11'2	3.40 Herbert Schmidt(GFR)	8-15-79		w17'2 3/4	5.25 Gordon Farrell(CA)	8- 8-81	w56'4		16.17 Ray Kimble(US)	6-21-92
77	4'9	1.45 Ian Hume(CAN)	6-18-88		10'7 1/4	3.23 Boo Morcom(PA)	6-16-90	64	16'10 1/2	5.34 Boo Morcom(PA)	6-24-78	40	54'4 3/4	16.58 Ray Kimble(US)	7- 2-93
78	4'6 1/2	1.38 Ham Horningstar(MI)	6- 5-90	70	10'10	3.30 Herbert Schmidt(GFR)	9-14-80		16'10	5.14 Hans Schneider(GFR)	6-24-78	w55'8 1/4		16.97 Ray Kimble(US)	6-17-93
79	4'7 1/4	1.38 Stan Thompson(HI)	11-27-83	71	10'10 1/2	3.06 Boo Morcom(NH)	7- 6-91		w17'2 3/4	5.13 Boo Morcom(PA)	1- 5-86	41	53'3 1/2	16.24 Ray Kimble(US)	5-14-94
80	4'1 1/4	1.40 Ian Hume(CAN)	8-27-88	72	10'10	3.16 Boo Morcom(NH)	8-22-92		w17'7 3/4	5.38 Hans Bitter(GFR)	8-21-84	42	48'3 1/2	14.72 Michael Sauer(GFR)	5-26-84
81	4'5 1/4	1.40 Esko Kolthonen(FIN)	6-25-88	73	10'10	3.05 Jim Vernon(CA)	6- 3-89		w16'11 1/4	5.16 Boo Morcom(PA)	9-14-85	43	47'10 1/2	14.59 Milan Tiff(CA)	6-22-91
82	4'5 1/4	1.35 Stan Thompson(HI)	5-11-85	74	9'9	3.05 Carol Johnston(CA)	4-13-85	65	17'4 1/4	5.29 Tom Patsalis(CA)	12- 1-87	w48'6 1/2		14.79 Milan Tiff(CA)	5-25-91
83	4'8 3/4	1.44 Esko Kolthonen(FIN)	8- 4-89	75	9'6 1/4	2.97 Carol Johnston(CA)	4-26-86		w17'7 3/4	5.38 Boo Morcom(PA)	7-13-86	43	49'10 1/2	15.20 Milan Tiff(CA)	7-26-91
84	4'8	1.32 Stan Thompson(HI)	12-28-85	76	9'5 1/2	2.90 Carol Johnston(CA)	2- 7-87	66	17'5 1/4	5.31 Melvin Larsen(IL)	1-13-91	44	46'9 1/2	14.26 Pericles Pinto(POR)	5-24-81
85	4'3	1.29 Herbert Anderson(CO)	10- 7-78	77	9'10	2.88 Carol Johnston(CA)	2-13-88		w17'11	5.46 Hans Bitter(GFR)	7-13-86	45	45'11 1/2	14.01 Pericles Pinto(POR)	7-14-82
86	4'3 1/4	1.30 Takuro Miura(JPN)	10-10-93	78	9'10	2.74 Carol Johnston(CA)	7- 1-89	67	16'4	5.43 Hans Bitter(GFR)	7-29-86	46	45'2 1/4	13.77 Dave Jackson(CA)	8-11-77
87	4'5 1/4	1.35 Esko Kolthonen(FIN)	7-23-91	79	8'8	2.64 Carol Johnston(CA)	1-13-90	68	16'4 1/2	4.99 Melvin Larsen(IL)	6-10-93	w46'4 1/4		14.13 Derek Boosey(ITA)	11-29-87
88	4'1 1/4	1.25 Herbert Anderson(CO)	7-28-79	80	8'13	2.60 Carol Johnston(CA)	5-25-91	69	16'9 1/2	5.12 Melvin Larsen(IL)	10- 9-93	w5'2 1/2		13.78 Darrel Horn(CA)	6-27-85
89	4'2	1.27 Herbert Anderson(CO)	8-17-80	81	7'8	2.51 Carol Johnston(CA)	6-20-92	70	16'6	5.03 Melvin Larsen(IL)	7-23-94	46	45'7 1/4	13.90 Hermann Strauss(GFR)	8-11-77
90	4'5 1/4	1.35 Esko Kolthonen(FIN)	10-10-93	82	7'9	2.33 Carol Johnston(CA)	9-12-93		w17'2	5.23 Melvin Larsen(IL)	7-30-94	47	44'11 1/2	13.70 Ira Davis(PA)	3-27-83
91	4'2	1.27 Herbert Anderson(CO)	9- 6-81	83	6'6 3/4	2.36 Carol Johnston(CA)	2-12-94		w17'0 1/4	5.19 Melvin Larsen(IL)	8-13-94	48	44'4 1/4	13.52 Pericles Pinto(POR)	8-20-84
92	4'1 3/4	1.26 Esko Kolthonen(FIN)	8-19-94	84	6'5	2.00 Ahiti Pajunen(FIN)	10-11-93		w16'6	5.03 Heikki Simola(FIN)	8-22-85	49	43'3 1/4	13.19 Dave Jackson(CA)	7-31-79
93	4'0 1/2	1.23 Virgil McIntyre(AZ)	6-28-91	85	6'2	1.95 A. E. Pitcher(IN)	1- 5-85	71	15'8 1/2	4.79 Ian Hume(CAN)	8-22-85	p46'6 1/4		14.18 Stig Backlund(FIN)	7-28-87
94	3'10	1.17 Herbert Anderson(CO)	9- 3-83	86	5'4	1.88 A. E. Pitcher(IN)	2-22-86		15'3 1/2	4.66 Edwin Lukens(NY)	3-19-93	p45'7		13.89 Gennadiy Bessonov(URS)	6-11-92
95	3'10	1.17 Buell Crane(ID)	8- 9-81	87	5'4	1.62 A. E. Pitcher(IN)	8- 2-87	72	14'10 3/4	4.92 Mazumi Morita(JPN)	10-16-84	w5'1 3/4		13.76 Stig Backlund(FIN)	8- 2-87
96	3'10	1.17 Wesley Ward(IN)	6- 9-91	88	4'6	1.73 A. E. Pitcher(IN)	5-14-88		w15'4 1/4	4.54 Tom Patsalis(CA)	6-18-94	48	44'4 1/2	13.52 Dave Jackson(CA)	8-17-80
97	4'0	1.22 Wesley Ward(IN)	2-15-92	89	4'6	1.62 A. E. Pitcher(IN)	9-24-89		w15'10	4.54 Teodor Solheim(NOR)	8- 7-87	49	44'4 1/4	14.13 Stig Backlund(FIN)	11-29-87
98	3'11 3/4	1.22 Kimura Kizot(JPN)	5-29-94			1.37 A. E. Pitcher(IN)	2-18-90		w15'4 1/4	4.68 Gilberto Gonzalez(PUR)	6-27-85	49	45'0 1/4	13.72 Stig Backlund(FIN)	8- 1-89
99	3'11 3/4	1.21 Gulab Singh(IND)	8- 4-89			1.37 A. E. Pitcher(IN)	2-18-90		w15'0	4.57 G. Marabotti(ITA)	12- 5-87	49	45'1 1/2	13.45 Dave Jackson(CA)	9- 1-80
		1.15 A. E. Pitcher(IN)	3-30-85					73	14'9 1/2	4.51 Ian Hume(CAN)	12- 9-87	50	44'8 1/4	13.62 Stig Backlund(FIN)	6-17-90
		1.12 A. E. Pitcher(IN)	4-27-86						13'10 1/4	4.22 Claude Hills(PA)	8-20-85	51	44'3 1/2	13.19 Dave Jackson(CA)	7-10-82
		1.13 Buell Crane(ID)	7-26-85						w15'4 3/4	4.69 Mazumi Morita(JPN)	3-28-87	w46'2		14.07 Stig Backlund(FIN)	7- 4-90
		1.06 Buell Crane(ID)	7-12-86	35	27'10 3/4	8.50 Larry Myricks(US)	6-15-91		w14'11 1/4	4.55 Gilberto Gonzalez(PUR)	7-19-86	51	44'5 1/2	13.55 Hermann Strauss(FRG)	6- 6-82
		1.09 Buell Crane(ID)	7- 3-87	36	26'7 1/4	8.11 Larry Myricks(US)	4-17-92		w14'8 3/4	4.49 Carol Johnston(CA)	6- 8-85	52	41'6 1/4	12.65 Dave Jackson(CA)	8-22-83
		0.96 Herbert Anderson(CO)	7-13-91	37	27'0 3/4	8.19 Larry Myricks(US)	4-17-92	74	13'8 1/4	4.17 Francisco Colon(PUR)	5-18-91	52	42'0 3/4	12.82 Dave Jackson(CA)	9-25-83
		0.96 A. E. Pitcher(IN)	4- 3-90	38	25'5 1/2	8.25 Larry Myricks(US)	7-28-93		13'5 1/4	4.09 Bil Morales(CA)	5-25-91	w44'7 3/4		13.61 Horst Mandl(AUT)	6-25-88
		1.02 Buell Crane(ID)	8- 4-89	39	25'11 3/4	7.62 Larry Myricks(US)	9-15-94		p14'7 1/4	4.45 Gilberto Gonzalez(PUR)	- 87	53	42'7 3/4	13.01 Hermann Strauss(FRG)	9-15-84
		1.04 Buell Crane(ID)	7-28-90	40	24'9	7.92 Nenad Stekic(YUG)	6- 7-89		w15'6 3/4	4.74 Mazumi Morita(JPN)	12- 5-87	48	41'11 1/2	12.79 Dave Jackson(CA)	5-25-85
		0.94 Buell Crane(ID)	7-23-91	41	24'9	7.54 Stan Whitley(CA)	4-27-85		w14'8 3/4	4.49 Esko Kolthonen(FIN)	6-25-88	w42'6 1/4		12.96 Dave Jackson(CA)	6-27-85
		0.86 Everett Hosack(OH)	7-30-94	42	24'9	7.59 Stan Whitley(CA)	4-27-85	75	15'8 1/4	4.78 Mazumi Morita(JPN)	7-30-88	54	42'7 3/4	13.00 Hermann Strauss(FRG)	5- 4-85
		0.94 Buell Crane(ID)	8-12-93	43	24'4 3/4	7.54 Hans Schicker(FRG)	7-24-88		12'9	3.88 John Sattici(CA)	6-10-89	49	40'10	12.44 Dave Jackson(CA)	6-28-86
				44	24'10	7.43 Tom Chilton(IN)	3-24-78		w13'5 1/2	4.10 Claude Hills(PA)	7-11-87	55	41'11 1/2	12.79 Hermann Strauss(FRG)	9- 6-86
				45	22'11 3/4	7.57 Hans Schicker(FRG)	7-16-89		w13'1	3.99 Claude Hills(PA)	8-14-87	40'1 1/4		12.22 Dave Jackson(CA)	7-25-87
				46	23'6 3/4	7.00 John Hartfield(TX)	2-22-86	76	14'4	4.37 Mazumi Morita(JPN)	7-29-89	w40'6		12.34 Dave Jackson(CA)	8-15-87
				47	22'1 1/2	7.11 John Hartfield(TX)	6- 7-86		12'10 1/2	3.92 Herbert Anderson(CO)	8- 5-78	w40'5		12.32 Tom Patsalis(CA)	6-26-77
				48	23'6 3/4	7.18 Pericles Pinto(POR)	7- 8-79	77	14'3	4.34 G. Marabotti(ITA)	10- 9-93	56	42'0 3/4	12.82 Hermann Strauss(FRG)	8- 2-87
				49	22'1 1/2	6.74 Stan Whitley(CA)	8- 4-88		12'5 3/4	3.80 Claude Hills(PA)	7-27-89	46'6 3/4		12.36 Dave Jackson(CA)	12- 4-87
				50	23'9 1/2	6.81 Dave Jackson(CA)	6-22-74	78	14'3	4.34 Mazumi Morita(JPN)	7-25-91	w41'7		12.67 Dave Jackson(CA)	5-28-88
				51	23'2	7.25 Pericles Pinto(POR)	5-18-80		12'2	3.71 Clarence Trahan(CA)	7-30-93	57	41'11 1/4	12.78 Olavi Niemi(FIN)	7- 2-89
				52	22'11 1/2	7.06 Stan Whitley(CA)	7-29-89	79	12'10	3.91 Esko Kolthonen(FIN)	10- 9-93	41'5		12.62 Gordon Farrell(CA)	1-18-75
				53	22'12 1/2	6.77 Carl Flowers(CA)	6-13-81		11'11 1/2	3.64 Joe Caruso(CA)	3- 5-89	58	41'0 1/2	12.51 Hermann Strauss(FRG)	6- 4-89
				54	23'4 3/4	6.77 Carl Flowers(CA)	6-15-91		w12'11 1/4	3.94 Gulab Singh(IND)	6-27-85	39'4		11.99 Tom Patsalis(CA)	5-17-80
				55	21'11	7.13 Pericles Pinto(POR)	5- 1-82	80	13'6 1/4	4.12 Mazumi Morita(JPN)	10- 9-93	59	40'6 1/4	12.35 Tom Patsalis(CA)	8- 9-81
				56	23'10 1/4	6.68 Shirley Davison(CA)	10- 4-75		11'7	3.53 Walt Westbrook(US)	6-24-78	60	40'5 1/2	12.33 Hermann Strauss(FRG)	7-26-91
				57	21'8 3/4	7.27 T. Taavitsinen(FIN)	8-21-90	81	13'7 3/4	4.16 Mazumi Morita(JPN)	9-17-94	61	39'4 3/4	11.96 Tom Patsalis(CA)	7-10-82
				58	21'8 3/4	6.62 Shirley Davison(CA)	6-26-76		11'2 3/4	3.42 Claude Hills(PA)	8-11-93	39'4 3/4		12.01 Vaclav Bartl(SWE)	12- 5-87
				59	22'11	6.98 John Hartfield(TX)	6- 7-91	82	13'8 1/2	4.18 Suda Giichi(JPN)	10-15-94	38'1		12.01 Jakob Rypdal(NOR)	12- 5-87
				60	22'4 1/4	6.63 Stan Whitley(CA)	8-15-92		12'0 3/4	3.67 David Marcus(CA)	5-25-91	w38'8 3/4		11.61 Tom Patsalis(CA)	9-25-83
				61	21'4	6.81 T. Taavitsinen(FIN)	7-23-91		12'						

70	33'9 1/4	10.29 Rolf Gustavson(SWE)	8- 2-87
	31'4 1/2	9.56 Tom Patsalis(CA)	7-12-92
	w32'1 3/4	9.80 Tom Patsalis(CA)	6-20-92
71	33'8 3/4	10.28 Tanaka Juji(JPN)	5-29-94
	32'8 1/2	9.97 Edwin Lukens(NY)	3-19-93
72	33'7 1/2	10.25 Mazumi Morita(JPN)	10-13-85
	30'8 1/2	9.36 Edwin Lukens(NY)	8-14-94
	w30'10	9.40 Tom Patsalis(CA)	6-18-94
73	32'2 1/4	9.81 Teodor Solheim(NOR)	7-31-88
	28'11	8.56 Robert Sorlien(RI)	8- 5-90
	w28'5 1/2	8.67 Winfield McFadden(CA)	6-25-78
	w28'5 1/2	8.67 Robert Sorlien(RI)	8-12-90
74	31'6 1/4	9.61 Mazumi Morita(JPN)	12- 4-87
	27'6 1/4	8.39 Robert Sorlien(RI)	8-17-91
75	32'11 3/4	10.05 Mazumi Morita(JPN)	7-31-88
	28'2 3/4	8.60 Winfield McFadden(CA)	8-17-80
	w28'6 1/2	8.70 John Satti(CA)	6-10-89
	w28'13	8.61 Winfield McFadden(CA)	8- 9-80
76	30'1 1/2	9.18 Teodor Solheim(NOR)	7-27-91
	26'10 1/2	8.19 Winfield McFadden(CA)	8-16-81
	w31'2	9.50 Esko Kolhonen(FIN)	7- 4-90
77	29'11 1/2	9.13 Esko Kolhonen(FIN)	7-27-91
	25'14	7.72 John Damski(CA)	10-19-91
	w26'1	7.95 Winfield McFadden(CA)	8- 7-82
78	30'6 1/2	9.31 Mazumi Morita(JPN)	7-27-91
	25'1 3/4	7.66 Clarence Trahan(CA)	9-19-93
	w26'2	7.97 Herbert Anderson(CO)	8-17-80
79	27'11 3/4	8.53 Esko Kolhonen(FIN)	10-13-93
	25'6 3/4	7.79 Winfield McFadden(CA)	7-15-84
	w29'5 1/2	8.98 Gulab Singh(IND)	6-27-85
80	29'4 1/2	8.95 Mazumi Morita(JPN)	10-13-93
	24'5	7.44 Winfield McFadden(CA)	5-25-85
	w25'4 1/4	7.73 Winfield McFadden(CA)	6-27-85
81	23'8	7.21 Karl Trei(CAN)	6-30-90
	23'1 1/4	7.04 Claude Hillis(PA)	8-13-93
	p25'11 3/4	7.92 Gichi Suda(JPN)	10-13-93
	w24'1 3/4	7.36 Karl Trei(CAN)	8-12-90
82	27'2 1/2	8.29 Gulab Singh(IND)	12- 4-87
	21'2 1/4	6.46 Robert Ulsh(CA)	8- 1-89
	w22'11 1/2	7.00 David Marcus(CA)	5-25-91
	w22'10 3/4	6.98 Benjamin Fox(AZ)	8-15-87
83	25'8 3/4	7.84 Gulab Singh(IND)	8- 1-89
	20'10 1/2	6.11 A. E. Pitcher(IN)	7-20-85
84	22'7	6.88 Winfield McFadden(CA)	7-20-89
85	21'8 1/4	6.61 Karl Trei(CAN)	8- 7-94
	20'7 1/4	6.28 Winfield McFadden(CA)	7-21-90
	p23'10	7.01 Hiroshi Aoyama(JPN)	9-16-94
	w22'3	6.78 Karl Trei(CAN)	5- 7-94
	w21'9 1/2	6.64 Karl Trei(CAN)	6-12-94
	w21'4 3/4	6.52 Winfield McFadden(CA)	5-26-90
86	18'10	5.48 Buell Crane(ID)	7-12-86
87	17'5 1/2	5.32 Buell Crane(ID)	12- 4-87
	p19'1 1/2	5.83 Kumazo Kashiwada(JPN)	10-13-93
	w17'7 1/2	5.37 Herbert Anderson(CO)	7- 1-90
88	17'6	5.33 Winfield McFadden(CA)	9-19-93
89	15'9 1/4	4.81 Herbert Anderson(CO)	8-31-91
90	18'1	5.51 Buell Crane(ID)	7-28-90
91	15'2 3/4	4.64 Buell Crane(ID)	7-27-91
92	13'1	3.99 Collister Wheeler(OR)	7-27-85
93	w15'2 1/2	4.63 Buell Crane(ID)	8-13-93
94	13'3 3/4	4.06 Buell Crane(ID)	8-14-94

### SHOT PUT (16 pounds)

35	72'3	22.02 Brian Oldfield(CA)	5-16-81
36	70'10	21.59 Brian Oldfield(CA)	6- 2-81
37	69'7 1/2	21.22 Brian Oldfield(CA)	5-28-83
38	72'9 3/4	22.19 Brian Oldfield(CA)	5-26-84
39	69'5 1/4	21.16 Brian Oldfield(CA)	6- 8-84
40	70'3	21.41 Brian Oldfield(CA)	8-22-85
41	67'0	20.42 Brian Oldfield(IL)	8- 5-86
42	67'0 3/4	20.44 Ivan Ivancic(YUG)	7- 5-80
43	61'5 1/2	18.73 Brian Oldfield(IL)	6-27-87
44	65'10 1/4	20.07 Ivan Ivancic(YUG)	7-18-81
	62'10	19.15 Brian Oldfield(IL)	6-18-88
	66'7 1/2	20.31 Ivan Ivancic(YUG)	9-28-82
	54'1 3/4	16.50 Carl Wallin(NH)	8-30-86
45	68'1 3/4	20.77 Ivan Ivancic(YUG)	8-31-83
	55'2 1/2	16.83 Edward Hill(AL)	8-23-88
46	66'2	20.17 Ivan Ivancic(YUG)	6-11-84
	53'7	16.33 Carl Wallin(NH)	10-18-87
47	58'1 1/4	17.71 Pierre Colnard(FRA)	6-12-76
	52'6	16.00 Carl Wallin(NH)	9-10-89
	p59'11	18.26 Ivan Ivancic(YUG)	- 85

48	61'6 1/4	18.75 Ivan Ivancic(YUG)	9- 7-86
	52'5	15.97 Carl Wallin(NH)	10- 8-89
49	54'8 3/4	16.68 H. Hombrecher(GFR)	8-11-74
	50'9 1/2	15.48 Tom Gage(MT)	3-20-93
50	54'6 1/4	16.62 H. Hombrecher(GFR)	9-18-75
	50'11 1/2	15.28 Carl Wallin(NH)	10- 5-91
	51'0 10 1/4	15.50 H. Hombrecher(GFR)	5-19-77
	48'9	14.86 Carl Wallin(NH)	10- 4-92
52	47'10 1/2	14.59 Carl Wallin(NH)	10- 9-93
53	49'11 1/4	15.22 H. Hombrecher(GFR)	10-15-78
	46'7 3/4	14.22 Carl Wallin(NH)	10- 8-94
54	49'4 1/2	15.05 H. Hombrecher(GFR)	8-22-79
	44'8 1/2	13.63 George Ker(CA)	6-11-77
55	48'9	14.86 H. Hombrecher(GFR)	8-20-80
	42'10	13.05 George Ker(CA)	8-19-78
56	37'10	11.53 Thomas McDermott(CN)	2- 2-75
	p38'4 3/4	11.70 Alvis Munner(GFR)	9- 7-74
57	42'0	12.80 Hans Schneider(GFR)	9- 4-71
	41'1	12.52 Cliff Blair(CT)	10-18-87
58	41'2	12.55 Cliff Blair(US)	6-11-88
59	44'8	13.61 Cliff Blair(US)	10- 8-89
60	42'7 1/2	12.99 Cliff Blair(US)	9- 2-90
61	39'7 1/4	12.07 Vic Depre(BEL)	10-29-89
	36'7	11.15 David Shrader(KS)	7-10-76
62	36'0 1/4	10.98 Hans Schneider(GFR)	8-27-76
	33'6 1/2	10.22 Herb Carter(NY)	7- 3-88
	p36'2 3/4	11.04 Hans Benz(GFR)	6-18-78
63	40'6 3/4	12.36 Cliff Blair(MA)	8-22-93
64	34'7	10.54 Hans Schneider(GFR)	10- 7-78
	32'2	9.80 Jack Thatcher(CA)	12-14-80
	p36'1 1/4	11.00 Heinrich Fiedler(GFR)	10- 7-78
65	34'5	10.49 Hans Schneider(GFR)	6-20-79
	32'2 3/4	9.82 Jack Thatcher(CA)	12-13-81
66	34'0 3/4	10.38 Rudolf Leinen(GFR)	5-15-76
	33'8 1/4	10.27 William Walmoth(MI)	9-16-90
67	32'0 1/4	9.76 Karl Leitges(GFR)	6-12-76
	31'5	9.57 Andrew Jones(OR)	2-23-86
68	35'1 3/4	10.71 William Walmoth(MI)	9-13-92
69	34'5	10.49 Franz Meier(SWI)	10- 3-87
	33'2	10.11 Ross Carter(OR)	8-27-83
70	32'0 1/2	9.76 Donald Cumley(NV)	8-25-90
71	32'1 1/2	9.79 Rudolph Zapp(GFR)	9-30-72
	29'5 1/2	8.98 Ross Carter(OR)	3-10-85
72	33'1 3/4	10.10 Ross Carter(OR)	8- 2-86
	30'9	9.49 Ross Carter(OR)	8- 8-87
74	31'10	9.70 Franz Meier(SWI)	5-24-92
	28'5 3/4	8.68 Ross Carter(OR)	2-11-89
75	28'7 3/4	8.73 Ross Carter(OR)	6-24-89
76	30'0 1/4	9.15 Ernst Korte(GFR)	8-31-80
	28'2 1/4	8.59 Ross Carter(OR)	8-25-90
77	25'9	7.85 Manuel White(MT)	6-12-93
78	23'8 1/4	7.22 Arnoldo Ticmanis(CAN)	12-17-83
	16'11 1/4	5.16 Arthur Wright(NY)	6-14-80
79	26'7 3/4	8.12 Ross Carter(OR)	6- 6-93
80	28'2 1/4	8.59 Ross Carter(OR)	7-29-94
81	22'2 1/2	6.77 Leon Joslin(WA)	7- 7-93

### SHOT PUT (6kg)

50	57'7 1/4	17.56 H. Hombrecher(GFR)	8-14-75
	53'10	16.41 Carl Wallin(NH)	10- 5-91
	p60'6 1/2	18.45 Klaus Liedtke(GFR)	7-20-91
51	55'7 1/4	16.95 Tom Gage(MT)	7-30-94
52	57'9	17.60 Klaus Liedtke(GFR)	10-10-93
	52'7 1/2	16.04 Carl Wallin(NH)	10- 9-93
53	53'9	16.38 H. Hombrecher(GFR)	9-13-78
	51'9 3/4	15.79 Carl Wallin(NH)	10- 8-94
54	53'2 3/4	16.22 H. Hombrecher(GFR)	5-27-79
	45'2 1/2	13.78 James Hart(CA)	7- 5-91
55	52'4	15.95 Peter Speckens(FRG)	7- 3-90
	52'0	15.85 Joe Keshmiri(NV)	10-10-93
56	51'4	15.64 Joe Keshmiri(NV)	9-17-94
57	44'5 1/2	13.55 Hal Smith(CA)	5-15-93
58	50'3 1/4	15.32 Peter Speckens(FRG)	10-10-93
	44'0	13.41 Cliff Blair(MA)	11-28-87
59	46'8 1/2	14.23 Cliff Blair(MA)	10- 4-89
60	46'8 1/2	14.23 Cliff Blair(MA)	12- 8-89
74	32'5 1/4	9.89 Franz Meier(SWI)	5-24-92

### SHOT PUT (5kg)

60	52'8	16.05 Cliff Blair(MA)	9-29-90
61	49'8 1/2	15.15 Cliff Blair(MA)	1- 5-91

62	49'10 1/2	15.20 Cliff Blair(MA)	1-10-92
63	47'10 3/4	14.60 T. Von Machenfeldt(SWE)	7-20-91
	44'7 1/2	13.60 Michael Orlich(US)	7-20-89
64	47'5	14.45 Reino Nokelainen(FIN)	8-22-84
	41'1 1/4	12.53 Phillip Brusca(MO)	8-24-91
65	48'2 3/4	14.70 Reino Nokelainen(FIN)	8- 3-85
	43'6 1/4	13.26 Bill Bangert(CA)	6-22-89
66	45'1 3/4	13.76 Ladislav Filip(CZE)	9-24-94
	43'0	13.10 Phillip Brusca(MO)	6- 5-93
67	42'4	12.90 Erwin Ludwig(FRG)	11-29-87
	41'1 1/2	12.53 Thomas McDermott(FL)	1-12-86
68	43'4	13.21 Rolf Gustavson(SWE)	8- 3-85
	38'11	11.86 William Walmoth(MI)	9-13-92
69	43'8 1/2	13.32 Vito Eto(FIN)	8-22-84
	38'8	11.78 Bill Bangert(CA)	6- 6-93
	p39'1 1/2	11.92 Arnold Scott(US)	7-11-92

### SHOT PUT (4 kg)

1	p12'9 1/2	3.90 Kodanda Ramaiah(IND)	- 88
70	46'1 1/4	14.05 Vito Eto(FIN)	6-23-85
	43'3	13.18 Donald Cumley(FRG)	8- 4-90
71	44'7 3/4	13.61 Hans Bitter(NV)	7-21-91
	43'8	13.31 Scott Herrman(OR)	7- 5-91
72	43'11 1/2	13.40 Ross Carter(KA)	8- 2-86
	43'1	13.74 Scott Herrman(OR)	10-11-92
74	42'4	12.90 Franz Meier(SWI)	9- 6-92
	35'4 3/4	10.79 James York(CA)	7- 4-87
75	41'5 3/4	12.64 Ross Carter(OR)	9- 3-89
76	41'1 3/4	12.54 Ross Carter(OR)	5-13-90
77	39'4	11.99 Ross Carter(OR)	6-22-91
78	38'7	11.76 Ross Carter(OR)	6-13-92
79	38'11	11.86 Ross Carter(OR)	2-20-94
80	40'3	12.27 Ross Carter(OR)	6-25-94
81	36'7	11.15 Antonio Gotay(PUR)	10-10-93
	32'3 3/4	9.85 Vernon Cheadle(CA)	8- 1-91
82	35'4	10.77 Gerhard Schepe(FRG)	10-10-93
	28'3 3/4	8.63 Leon Joslin(WA)	8-14-94
83	30'10 1/4	9.15 Lamberto Cicconi(ITA)	6-25-88
	25'11 1/2	7.91 Burt Degroot(CA)	9-23-90
	p30'3 1/4	9.22 Peter Goic(YUG)	- 79
84	26'1 3/4	7.97 Ernst Schmidt(FRG)	7- 3-90
	25'2 1/2	7.68 Burt Degroot(CA)	6-15-91
85	27'10 1/4	8.49 Lamberto Cicconi(ITA)	7- 3-90
	24'9 1/4	7.55 Burt Degroot(CA)	7-25-92
86	27'5 1/4	8.36 Lamberto Cicconi(ITA)	2-23-91
	23'1 1/4	7.04 Burt Degroot(CA)	7-31-93
87	27'6 3/4	8.40 Lamberto Cicconi(ITA)	9- 5-92
	25'0	7.62 Buell Crane(ID)	8-14-87
88	26'4 1/4	8.03 Lamberto Cicconi(ITA)	2- 5-93
	21'8 1/4	6.61 Herbert Anderson(CO)	7-13-91
89	25'1 1/2	7.66 Lamberto Cicconi(ITA)	9-15-94
	22'2 1/4	6.76 Buell Crane(ID)	7-29-89
90	22'10 1/2	6.97 Buell Crane(ID)	6-20-90
	91'16'10	5.13 John Whitmore(CA)	10-19-91
	92'16'0 1/4	4.88 Everett Mosack(OR)	5- 7-94
	93'18'6 3/4	5.66 Buell Crane(ID)	8-14-93
	94'18'8	5.69 Buell Crane(ID)	7- 9-94
	95'14'6	4.42 Tom Lane(CA)	9-24-89
	96'15'4 3/4	4.69 Tom Lane(CA)	9-23-90
	p25'3 1/4	7.70 Joginder Singh(IND)	- 88
97	15'9	4.80 Tom Lane(CA)	9-22-91
98	21'0	6.40 Joginder Singh(IND)	11-11-90
	13'5 1/4	4.09 Tom Lane(CA)	8-14-92
99	20'10 3/4	6.37 Joginder Singh(IND)	7-21-91

### DISCUS THROW (2.0 kgs)

35	232'8	70.92 Wolfgang Schmidt(FRG)	9- 9-89
	227'2	69.24 Art Swarts(US)	5-31-80
36	233'9	71.24 John Powell(US)	6- 9-84
37	222'11	67.94 Mac Wilkins(CA)	4-23-88
38	233'9	71.26 Rickard Bruch(SWE)	11-15-84
	225'5	68.70 Art Swarts(US)	11-12-83
39	216'8	66.04 Vladimir Lyakhov(URS)	7-31-76
	212'2	64.68 Art Swarts(US)	5-26-84
40	220'9	67.28 Art Swarts(US)	9-15-85
41	213'1	64.96 Art Swarts(US)	3- 8-86
42	219'10	67.00 Al Oerter(NY)	4- 7-79
43	227'11	69.48 Al Oerter(NY)	5-31-80
44	225'7	68.76 Al Oerter(NY)	6- 7-81
45	216'11	66.12 Al Oerter(NY)	3-28-82
46	212'4	64.72 Al Oerter(NY)	10-30-82
47	222'9	67.90 Al Oerter(NY)	11-12-83
48	211'3	64.40 Al Oerter(NY)	9-15-85
49	204'9	62.42 Al Oerter(FL)	6-14-86

50	167'0	50.90 Kauko Jouppila(FIN)
----	-------	---------------------------

64	117'	35.68	Jose Celaya(SPA)	10-12-74
	116'7	35.54	John Dick(CA)	9-14-76
65	133'9	40.78	Jose Celaya(SPA)	6-12-76
	117'3	35.74	Donald E. Hegberg(US)	7- 2-94
66	132'10	40.50	Jose Celaya(SPA)	9- 4-76
	118'	35.96	Bob Stone(CA)	8- 7-86
67	130'7	39.80	Olav Reppen(NOR)	8-10-78
	121'0	36.88	Peter Gulgin(FL)	8- 1-83
68	127'11	39.00	Olav Reppen(NOR)	9-12-79
	105'4	32.10	Peter Gulgin(FL)	8-28-83
69	120'10	36.84	Olav Reppen(NOR)	9- 4-80
	103'0	31.40	Bob Stone(CA)	8-15-89
70	127'10	38.96	Olav Reppen(NOR)	9-12-81
	105'9	32.24	Philip Partridge(NY)	9-12-81
71	128'11	39.30	Olav Reppen(NOR)	9-11-82
	97'6	29.72	Peter Gulgin(FL)	8-30-86
72	122'11	37.46	Olav Reppen(NOR)	9-20-83
	96'10 1/2	29.53	Thomas McDermott(FL)	4- 1-90
73	119'6	36.42	Olav Reppen(NOR)	8-23-84
	106'3	32.38	Manuel White(MT)	8-11-89
74	117'10	35.92	Olav Reppen(NOR)	8- 8-85
	100'11	30.76	Manuel White(MT)	6-10-90
75	95'10 3/4	29.23	Manuel White(MT)	7-21-91
	104'0	31.70	Manuel White(MT)	7-11-92
77	94'0 3/4	28.67	Manuel White(MT)	6-12-93
	87'3	26.59	Leon Joslin(WA)	7-11-90
79	78'6	23.92	Leon Joslin(WA)	8- 7-91
	80'4 1/2	14.11	Gordon Powell(FL)	4- 1-90
81	77'4	23.57	Leon Joslin(WA)	7-31-93

## DISCUS THROW (1.0 kg)

5.	171'4	52.22	Joe Keshmiri(MV)	9-18-93
56	182'0	55.48	Wendell Palmer(TX)	6- 5-88
57	196'4	59.84	Wendell Palmer(TX)	5-13-89
58	181'8	55.38	Wendell Palmer(TX)	6- 9-90
59	191'4	58.32	Wendell Palmer(TX)	4-18-92
60	189'0	57.60	Wendell Palmer(TX)	4-24-92
61	187'6	57.16	Wendell Palmer(TX)	6- 5-93
62	178'7	54.44	Wendell Palmer(TX)	7-16-94
63	175'3	53.42	K. Maksimczyk(GBR)	6- 8-78
	165'6	50.44	Daniel Aldrich(CA)	7-18-81
64	173'6	52.90	K. Maksimczyk(GBR)	7-16-78
	162'6	49.54	Daniel Aldrich(CA)	10- 2-82
65	182'6	55.64	K. Maksimczyk(GBR)	9-17-79
	164'10	50.24	Daniel Aldrich(CA)	4-29-84
66	163'1	49.72	Thomas McDermott(CN)	5- 1-84
67	158'1	48.18	Olav Reppen(NOR)	8-10-78
	154'11	47.22	Daniel Aldrich(CA)	10- 5-85
68	157'9	48.08	Olav Reppen(NOR)	9-12-79
	151'11	46.32	Daniel Aldrich(CA)	7-19-86
69	150'7	45.90	Daniel Aldrich(CA)	4-30-88
	156'8	47.76	Kauko Joupila(FIN)	7-23-91
	142'6	43.44	Daniel Aldrich(CA)	3- 5-89
71	156'6	47.70	Olav Reppen(NOR)	9-11-82
	139'1	42.40	Wilbur Thompson(CA)	8-15-92
72	143'1	43.62	Olav Reppen(NOR)	9-20-83
	141'5	43.10	Thomas McDermott(FL)	7-21-90
73	142'1	43.32	Olav Reppen(NOR)	8-23-84
	134'7	41.02	Dale Buysse(CO)	3-19-94
74	141'4	43.08	Olav Reppen(NOR)	8- 8-85
	132'3	40.32	Manuel White(MT)	7-22-90
75	136'6	41.60	Osmo Renvall(FIN)	7-19-86
	127'10	38.96	Ross Carter(OR)	7- 9-89
76	134'0	40.84	Osmo Renvall(FIN)	8- 1-87
	127'1	38.74	Ross Carter(OR)	3-11-90
77	133'11	40.84	Osmo Renvall(FIN)	12- 4-87
	128'2	39.06	Ross Carter(OR)	10-23-91
78	121'9	37.12	Ross Carter(OR)	7-25-92
79	124'2	37.84	Osmo Renvall(FIN)	6-30-90
	120'7	36.76	Ross Carter(OR)	2-13-94
80	124'2	37.86	Osmo Renvall(FIN)	7-23-91
	121'8	37.08	Ross Carter(OR)	6-26-94
81	103'9	31.62	Ken Carnine(CA)	8- 3-89
	105'6	32.16	Karsten Brodersen(DEN)	7- 8-89
82	88'8	27.02	Burt Degroot(CA)	6-21-89
83	97'3	29.64	Ken Carnine(CA)	6-22-91
84	89'10 3/4	27.40	Jakob Schumann(GFR)	7-29-86
	83'6	25.45	Ken Carnine(CA)	8-15-92
85	88'11 3/4	27.12	Lamberto Cicconi(ITA)	9-12-90
	87'2	26.57	Ken Carnine(CA)	9-18-93
86	87'6 1/2	26.68	Lamberto Cicconi(ITA)	1- 6-91
	87'4	26.62	Ken Carnine(CA)	5-14-94
87	85'11 1/2	26.20	Lamberto Cicconi(ITA)	6-26-92
	69'2	21.08	Buell Crane(ID)	7- 3-87

88	78'9	24.00	Lamberto Cicconi(ITA)	10-11-93
	64'1	19.53	Buell Crane(ID)	7-22-88
89	71'10 1/4	21.90	Lamberto Cicconi(ITA)	6-25-94
	59'3	18.06	Buell Crane(ID)	8- 3-89
90	67'6	20.57	Buell Crane(ID)	6-20-90
91	62'6	19.05	Buell Crane(ID)	4-20-91
	p201'10	15.52	Collister Wheeler(OR)	7-26-85
92	50'11	13.24	Buell Crane(ID)	8-13-93
93	43'5 1/4	14.93	Buell Crane(ID)	7- 9-94
94	48'11 3/4	14.81	Collister Wheeler(OR)	7-22-88
95	48'7	14.51	Collister Wheeler(OR)	6-30-89
96	47'7 1/2	18.94	Joginder Singh((IN))	- -88
	p62'1 3/4	11.14	Tom Lane(CA)	9-22-91
97	36'6 1/2	17.28	Joginder Singh((IN))	11-11-90
98	56'8 1/4	9.14	Tom Lane(CA)	8-15-92
	30'0	16.12	Joginder Singh((IN))	7-23-91
99	52'10 3/4			



World M50 record holder Tom Gage, Montana, won the hammer (206-1) at the Nationals.  
Photo by Jerry Wojcik

## HAMMER THROW (16 pounds)

35	271'8	82.80	Yurly Syedikh(URS)	8-12-90
	246'0	74.98	Dave McKenzie(CA)	7-21-84
36	271'1	82.62	Yurly Syedikh(URS)	7- 3-91
	232'4	70.82	Dave McKenzie(CA)	6-16-85
37	269'6	82.16	Yurly Syedikh(URS)	8- -92
	241'9	73.68	Dave McKenzie(CA)	6-14-86
38	255'2	77.78	Gianpaolo Urlando(ITA)	7-30-83
	227'0	69.20	Harold Connolly(VA)	3-22-70
39	256'5	78.16	Gianpaolo Urlando(ITA)	7-25-84
	221'10	67.62	Harold Connolly(VA)	5-23-71
	p262'11	80.14	Yurly Syedikh(URS)	- -94
	p257'9	78.56	Yurly Syedikh(URS)	- -94
40	232'7	70.90	Romuald Klim(URS)	6-22-73
	224'1	68.30	Harold Connolly(VA)	5- 7-72
41	234'11	71.60	Oleg Djatlov(URS)	7- 6-90
	212'8	64.82	Ed Burke(CA)	6-20-81

42	241'10	73.72	Ed Burke(CA)	7- 9-82
43	243'1	74.10	Ed Burke(CA)	6-12-83
44	243'11	74.34	Ed Burke(CA)	4-28-84
45	206'3	62.86	Sreko Stiglic(YUG)	9- -88
	198'5	60.48	Ed Burke(CA)	5-18-85
	p201'10	61.52	Ed Burke(CA)	- -85
46	201'7	61.44	Hans Potsch(AUT)	8-12-79
	167'9	51.14	Matt McGrath(US)	8-25-23
	p197'1	60.08	Tom Gage(MT)	7-15-89
47	202'0	61.58	Hans Potsch(AUT)	8- 1-80
	188'0	57.30	Tom Gage(MT)	8- 5-90
48	208'2	63.46	S. Murofusi(JPN)	10-13-93
	192'2	58.58	Tom Gage(MT)	8- 9-91
49	200'5	61.10	Hans Potsch(AUT)	7-14-82
	192'1	58.54	Tom Gage(MT)	7-31-92
	p203'11	62.16	Josef Matousek(CZE)	- -77
50	193'5	58.96	Hans Potsch(AUT)	9- 3-83
	186'4	56.80	Bob Backus(MA)	5-22-77
51	181'4	55.28	Karl Hein(GFR)	8- 8-59
	180'7	55.04	Bob Backus(MA)	7- 8-78
52	180'0	54.86	Bob Backus(MA)	7-21-78
53	168'11	51.24	Karl Hein(GFR)	6-18-61
	157'9	48.10	Bob Backus(MA)	7-29-79
54	171'4	52.24	Karl Hein(GFR)	6-17-62
	162'0	49.38	Bob Backus(MA)	6-13-81
55	175'0	53.34	Bob Backus(MA)	8- 9-81
56	164'10	50.26	Karl Hein(GFR)	6-16-64
	164'1	50.02	Bob Backus(MA)	8-21-82
	p173'11	53.02	Karl Hein(GFR)	- -64
57	158'11	48.44	Richard Rzehak(GFR)	10-19-86
	154'4	47.04	Bob Backus(MA)	8-28-83
58	140'10	42.92	Matt McGrath(US)	6-22-35
59	150'9	45.96	Cliff Blair(US)	9-10-89
60	152'10	46.58	Karl Hein(GFR)	10-20-68
	138'5	42.20	Cliff Blair(US)	9- 2-90
61	140'8	42.88	Cliff Blair(US)	8-18-91
62	125'5	38.24	Olav Reppen(NOR)	8- 2-73
	102'4	31.20	Bob Stone(CA)	1- 8-83
63	135'5	41.28	Cliff Blair(US)	8-22-93
	124'11	37.82	Thomas McDermott(CN)	12- 4-82
65	119'10	36.54	Thomas McDermott(CN)	12-28-85
66	123'0	37.50	Thomas McDermott(CN)	11-10-84
67	115'4	35.16	Olav Reppen(NOR)	8-10-78
	95'6 3/4	28.52	Bob Stone(CA)	7- 4-87
68	113'1	34.48	Olav Reppen(NOR)	9- 6-79
	103'3	31.48	Nolan Fowler(TN)	5- 8-82
69	109'5	33.36	Olav Reppen(NOR)	7-27-80
	100'11	30.76	Nolan Fowler(TN)	12-28-82
70	113'4	34.54	Olav Reppen(NOR)	9-13-81
	106'5	32.44	Thomas McDermott(FL)	3-13-89
71	107'5	32.74	Olav Reppen(NOR)	10- 7-82
	81'10	24.94	Stanley Herrmann(CA)	1-10-76
72	108'1	32.96	Olav Reppen(NOR)	9-20-83
	79'3	24.15	Stanley Herrmann(CA)	1- 8-77
73	109'8	33.44	Olav Reppen(NOR)	8-23-84
	101'0	30.78	Thomas McDermott(FL)	6- 8-91
74	101'7	30.96	Olav Reppen(NOR)	8- 8-85
	82'6	25.16	Stanley Herrmann(CA)	1-14-79
75	87'8	26.72	Thomas McDermott(FL)	5-31-93
76	83'1	25.32	Stanley Herrmann(CA)	8-31-80
77	71'1	21.66	Manuel White(MT)	8-28-83
78	53'8 1/2	16.37	Arnolds Ticmanis(CAN)	12-18-83
	48'1	14.67	Arthur Wright(NY)	6-14-80
79	52'6	16.00	Arnolds Ticmanis(CAN)	10-23-85
	46'2	14.07	John Whittemore(CA)	12-10-78
80	60'7 1/2	18.48	Norman Hauke(NZL)	4-17-92
	50'11	15.53	John Whittemore(CA)	12- 9-79

## HAMMER THROW (6 kg)

50	209'2	63.76	Tom Gage(MT)	5-16-93
51	214'3	65.30	Tom Gage(MT)	7-17-94
52	202'8	61.78	Hans Potsch(AUT)	9-28-85
	192'4	58.62	Ed Burke(CA)	8- 8-92
53	201'10	61.52	Hans Potsch(AUT)	6-28-86
	168'11	51.48	Joe Chadbourne(OH)	8- 4-84
54	208'6	63.56	Hans Potsch(AUT)	11-29-87
	153'3	46.72	Steward Thomson(CA)	8-16-87
55	204'8	62.40	Hans Potsch(AUT)	7-16-88
	197'8	60.26	Bob Backus(MA)	8- 2-81
56	197'2	60.10	Hans Potsch(AUT)	8- 4-89
	173'2	52.78	Bill McWilliam(MA)	8-13-92
57	209'0	63.70	Hans Potsch(AUT)	7- 5-90
	167'8	51.10	Bob Backus(MA)	5-27-84

58	186'6	56.84	Richard Rzehak(GFR)	6-25-88
	160'2	48.82	Steward Thomson(CA)	1-18-92
59	188'0	57.32	Hans Potsch(AUT)	7- 2-92
	173'6	52.90	Steward Thomson(CA)	6-20-92
60	150'11	46.00	Eino Anttila(FIN)	9-24-83
61	142'0	43.28	Erik Andervarn(SWE)	7-29-79
	137'3	41.84	Thomas McDermott(FL)	7-29-79
62	145'5	44.32	Erik Andervarn(SWE)	8- 6-80
	p146'7	44.68	Francisco Fraguas(MEX)	8- 9-81
63	157'10	48.12	Aarne Miettinen(FIN)	9-12-76
65	133'8	40.74	Thomas McDermott(FL)	9-24-83
66	140'0	42.68	Aarne Miettinen(FIN)	7-29-79
67	144'2	43.94	Aarne Miettinen(FIN)	8- 6-80
	126'10	38.68	Nolan Fowler(TN)	1-14-81
68	131'6	40.10	Olav Reppen(NOR)	8- 9-79
69	131'5	40.06	John Fraser(AUS)	4-20-84
	119'2	36.32	Nolan Fowler(TN)	8-13-83
70	131'11	40.22	Olav Reppen(NOR)	8-27-81
71	122'4	37.28	Olav Reppen(NOR)	10- 7-82
72	121'6	37.04	Olav Reppen(NOR)	9-20-83
	82'1	25.02	Louis Peresenyi(CA)	1-12-81
73	128'7	39.20	Olav Reppen(NOR)	8- 9-84
74	120'1	36.60	Olav Reppen(NOR)	8- 8-85
75	89'3	27.20	Stanley Herrmann(CA)	7-29-79
76	109'3	33.30	Verner Andersson(SWE)	

76	128'1	39.04 Karsten Brodersen(CHL)	9-24-83
	126'2	38.46 Thomas McDermott(FL)	4- 9-94
77	121'11	37.16 Osmo Revnall(FIN)	12- 1-87
	109'0	33.22 Manuel White(MT)	8-28-93
78	119'8	36.48 Aarne Miettinen(FIN)	7-18-91
	102'6	31.24 Manuel White(MT)	8- 4-94
79	119'5	36.40 Osmo Revnall(FIN)	7- 5-90
	94'5 1/2	28.79 James York(CA)	7-18-92
80	112'5	34.28 Karsten Brodersen(CHL)	12- 1-87
	89'9	27.35 James York(CA)	8-11-93
81	91'4 1/2	27.85 Jakob Schumann(FRG)	9-24-83
	88'1 1/2	26.86 Leon Joslin(WA)	9-25-93
82	92'3	28.12 Karsten Brodersen(CHL)	8- 4-89
	88'1	26.85 Paul Narcessian(RI)	6-26-94
83	97'3	29.64 Osmo Revnall(FIN)	9- 8-94
	78'1	23.80 Robert Ullsh(CA)	5- 3-86
84	54'4	16.56 Everett Hosack(OH)	9-13-92
	65'7	20.50 Robert Ullsh(CA)	9-12-92
86	59'4 1/2	18.10 Robert Ullsh(CA)	9-13-92
	54'3 1/2	16.55 Buell Crane(ID)	8-16-87
89	51'1 1/2	15.58 Buell Crane(ID)	8- 4-89
	55'8	16.97 Buell Crane(ID)	4-21-90
91	55'6 1/2	16.93 Buell Crane(ID)	4-20-91
	46'0	14.02 Everett Hosack(OH)	7-30-94
93	44'2 3/4	13.48 John Whittemore(CA)	10- 2-93
	52'10	16.10 Buell Crane(ID)	7- 9-94
96	p54'11	16.74 Joginder Singh((IIN))	- 88

## WEIGHT THROW (35 pounds)

35	69'2 1/2	21.09 George Frenn(CA)	2-25-77
	67'6	20.57 Al Hall(US)	2- 6-71
37	68'4	20.83 Harold Connolly(CA)	2-15-69
	70'12 3/4	21.40 Harold Connolly(CA)	1-30-70
39	67'5 3/4	20.57 Bob Backus(MA)	3- 4-66
	60'7 1/2	20.65 Bob Backus(MA)	3- 4-67
41	69'10	21.28 Ed Burke(CA)	1-16-82
	71'7	21.82 Ed Burke(CA)	9-25-82
43	73'10 3/4	22.52 Ed Burke(CA)	1- 8-84
	64'0 1/2	19.52 Ed Burke(CA)	2-22-85
45	64'3	19.58 Harold Connolly(CA)	1- 8-77
	57'7	17.55 Tom Gage(MT)	2- 3-90
47	63'5	19.33 Harold Connolly(CA)	2- 3-79
	55'9 1/2	17.00 Harold Connolly(CA)	2- 1-80
49	58'8	17.88 Bob Backus(MA)	2-22-76
	62'0 1/2	18.91 Bob Backus(MA)	2-25-77
51	64'1 1/4	19.54 Bob Backus(MA)	2-24-78
	52'0	19.81 Bob Backus(MA)	7-21-78
53	57'6	17.52 Bob Backus(MA)	9- 2-79
	54'7 1/2	16.65 Bob Backus(MA)	6-13-81
55	57'5	17.50 Bob Backus(MA)	12-27-81
	59'0	17.98 Bob Backus(MA)	8-27-82
57	51'5 1/4	15.68 Bob Backus(MA)	5-27-84
	50'0	15.24 Richard Rzehak(FRG)	12- 7-87
	45'8 1/2	13.93 Steward Thomson(CA)	1-16-92
59	48'6 3/4	14.80 Steward Thomson(CA)	12- 5-92
	43'6 1/2	13.27 Bob Backus(MA)	9- 3-86
61	39'2	11.94 Bob Richards(CA)	10- 3-87
	34'6 1/2	10.53 Len Olson(VT)	9-12-93
63	48'4	14.73 Cliff Blair(MA)	10- 9-93
	37'2	11.33 Thomas McDermott(CH)	12- 4-82
65	39'2 1/2	11.95 Thomas McDermott(CH)	1-29-84
	36'1	11.00 Nolan Fowler(TN)	10-19-80
66	36'10 1/2	11.24 Nolan Fowler(TN)	5- 9-81
	34'9	10.59 Nolan Fowler(TN)	5- 8-82
69	37'6 3/4	11.45 Nolan Fowler(TN)	12-28-82
	34'6 1/2	10.53 Nolan Fowler(TN)	10-20-84
71	35'1 1/4	10.70 Nolan Fowler(TN)	2-24-85
	32'9	9.98 Nolan Fowler(TN)	2-23-86
73	31'10 1/2	9.71 Nolan Fowler(TN)	2-22-87
	33'2 1/2	10.12 Olav Reppen(NOR)	9-26-85
74	25'11 3/4	7.66 Nolan Fowler(TN)	12- 9-87
	28'11	8.81 Nolan Fowler(TN)	9-10-89
76	29'6 1/4	9.00 Olav Reppen(NOR)	8-20-87
	26'0 1/4	7.93 Nolan Fowler(TN)	9-16-90
77	23'10 1/4	7.27 Nolan Fowler(TN)	9-21-91
	25'11 3/4	7.92 Manuel White(MT)	7- 9-94
79	20'5 3/4	6.24 Arnolds Ticmanis(CAN)	12-30-84
	17'8 1/2	5.40 John Whittemore(CA)	12-10-78
80	21'1 1/2	6.44 James York(CA)	9-18-93
	20'4 1/2	6.21 Leon Joslin(WA)	3-28-93
82	19'7 3/4	5.99 Leon Joslin(WA)	7-24-94
	15'8 1/4	4.78 Gordon Powell(FL)	10- 3-92
84	14'10	4.52 Everett Hosack(OH)	9-14-86
	13'7 1/2	4.15 Everett Hosack(OH)	2-27-88
85	13'7 1/2	4.42 Everett Hosack(OH)	1- 7-89
	14'6		

## WEIGHT THROW (25 pounds)

60	57'10 1/2	17.64 Cliff Blair(US)	9-29-90
	61' 11'	18.77 Cliff Blair(MT)	10- 5-91
	62' 6'15	18.72 Cliff Blair(MA)	10- 4-92
	63' 5'0	15.24 Cliff Blair(MA)	1- 8-93
	64' 48'6 3/4	14.80 William Walbroth(MI)	8-28-88
	65' 48'10 1/4	14.89 William Walbroth(MI)	4- 1-89
	66' 53'14 1/4	16.26 Ladislav Filip(CZE)	9-24-94
	66' 49'5 1/2	15.07 Thomas McDermott(CN)	11- 1-84
	67' 45'6	13.87 Thomas McDermott(CN)	3-24-85
	68' 44'5 1/2	13.55 Nolan Fowler(TN)	6-27-82
	69' 44'11	14.30 Max Carr(NZL)	3-13-92
	70' 44'11 1/2	13.70 Nolan Fowler(TN)	8-13-83
	71' 44'5	13.54 Nolan Fowler(TN)	2-26-84
	71' 46'0	14.02 Nolan Fowler(TN)	2-24-85
	72' 41'7 1/2	12.69 Thomas McDermott(FL)	12-22-90
	73' 4'11	12.52 Nolan Fowler(TN)	2-22-87
	74' 37'1	11.30 Thomas McDermott(FL)	12-19-92
	75' 38'9 1/2	11.82 Nolan Fowler(TN)	6-20-79
	76' 36'3	11.05 Nolan Fowler(TN)	5- 5-90
	77' 37'0 1/2	11.29 Manuel White(MT)	8-28-93
	78' 36'4 1/4	11.08 Manuel White(MT)	8-20-94
	79' 29'8 1/4	9.05 William Koski(CAN)	8-20-89
	26'6 1/2	8.09 James York(CA)	4-24-93
	80' 25'11	7.90 Leon Joslin(WA)	9- 5-92
	81' 27'11 3/4	8.53 Leon Joslin(WA)	9-25-93
	82' 25'11 3/4	7.92 Leon Joslin(WA)	6-26-94
	83' 20'0 1/2	6.11 Gordon Powell(FL)	10- 3-92
	84' 18'9 1/4	5.72 Everett Hosack(OH)	9-14-86
	85' 17'10	5.43 Everett Hosack(OH)	6-27-87
	86' 16'8	5.08 Bert Degroot(CA)	3-21-93
	87' 16'2 1/2	4.94 Everett Hosack(OH)	4-29-89
	88' 15'6 3/4	4.74 Everett Hosack(OH)	4-21-90
	89' 16'4	4.98 Everett Hosack(OH)	1-11-92
	90' 13'11	4.24 Everett Hosack(OH)	2-24-93
	91' 15'4 1/4	4.68 Everett Hosack(OH)	7-24-93
	92' 15'4 1/4	4.68 Everett Hosack(OH)	9-18-94

## JAVELIN THROW (800 grams)

35	286'1	87.20 Janis Zirniss(URS)	5-14-83
	268'1	81.72 William Floerke(KS)	7-21-79
36	282'0	86.22 Janusz Sidlo(POL)	5- 7-70
	240'6	73.30 Stephan Seymour(CA)	6-22-57
37	283'2	86.32 Janis Lusis(URS)	5-30-76
	251'1	76.54 Stephan Seymour(CA)	8- 1-58
38	265'11	81.06 Urs Von Wartburg(SWI)	7-13-75
	250'8	76.40 Larry Stuart(CA)	3-28-76
39	270'5	82.42 Urs Von Wartburg(SWI)	8-21-76
	243'9	74.30 Larry Stuart(CA)	3-27-77
40	258'1	78.66 Urs Von Wartburg(SWI)	8-10-77
	238'0	72.54 Larry Stuart(CA)	8-20-78
41	257'4	78.44 Urs Von Wartburg(SWI)	6-10-78
	242'9	74.00 Larry Stuart(CA)	6- 9-79
42	259'1	78.98 Urs Von Wartburg(SWI)	8- 2-79
	241'6	73.62 Larry Stuart(CA)	5-24-80
43	250'4	76.30 Urs Von Wartburg(SWI)	7-12-80
	230'0	70.10 Larry Stuart(CA)	6- 7-81
44	243'6	74.22 Urs Von Wartburg(SWI)	7-25-81
	228'8	69.70 Larry Stuart(CA)	7-13-82
45	232'5	70.84 Urs Von Wartburg(SWI)	7-15-82
	211'4	64.42 Larry Stuart(CA)	5-21-83
46	238'10	72.80 Larry Stuart(CA)	5-12-84
	218'0	66.46 Jan Smiding(SWE)	7- 5-79
47	207'5	63.22 Larry Stuart(CA)	7-13-85
48	239'7	67.50 Larry Stuart(CA)	6-14-86
49	221'5	65.76 Larry Stuart(CA)	5-30-87
50	215'9	65.76 Larry Stuart(CA)	4-30-88
51	214'3	65.30 Larry Stuart(CA)	8- 9-89
52	211'7	64.50 Larry Stuart(CA)	2-21-90
53	213'9	65.16 Larry Stuart(CA)	4-13-91
54	210'0	64.02 Larry Stuart(CA)	7-12-92
55	209'1	63.74 Larry Stuart(CA)	5-15-93
56	186'5	56.82 William Duckworth(GA)	7- 7-91
	p189'0	57.62 Veikko Javanainen(FIN)	- 82
57	178'1	54.28 William Duckworth(GA)	7-11-92
58	168'6	51.36 William Duckworth(GA)	7-10-93
59	174'9	53.28 Jan Smiding(SWE)	7-21-91
	166'7	50.78 Del Pickarts(CA)	8- 3-86
60	167'8	51.10 Del Pickarts(CA)	2-21-88
61	165'7	50.48 Del Pickarts(CA)	4-17-88
62	153'4	46.74 Del Pickarts(CA)	7- 1-89

63	140'5	42.80 Del Pickarts(CA)	9-23-90
	148'10	45.36 Del Pickarts(CA)	5- 5-91
65	135'1	41.18 Gordon Nordgren(LA)	6-23-84
	147'6	44.96 Del Pickarts(CA)	7- 1-93
67	136'11	41.74 Del Pickarts(CA)	4-23-94
	128'0	39.02 Gordon Nordgren(LA)	8- 1-87
69	112'2	34.20 Gordon Nordgren(LA)	8-20-88
	112'1	34.16 Gordon Nordgren(LA)	6-10-89
70	110'7	33.72 Gordon Nordgren(LA)	5- 4-90
	103'11	31.68 Gordon Nordgren(LA)	12-28-91
73	110'7	36.46 Manuel White(MT)	8-11-89
	121'1	36.90 Manuel White(MT)	8-25-90
75	117'1	35.70 Manuel White(MT)	8-10-91
	116'0	35.36 Manuel White(MT)	6-19-92
77	88'9	27.05 William Eipel(NY)	6- 3-90
	70'2 1/2	21.40 Gilberto Gonzalez(FL)	12-29-91
79	73'2	22.30 Herbert Anderson(CO)	7-25-81
	70'7 7/8	23.65 Herbert Anderson(CO)	7-24-82
81	68'10	20.98 Herbert Anderson(CO)	9- 3-83
	81'4	24.79 Herbert Anderson(CO)	7-28-84
83	51'11 3/4	15.84 Frank Furniss(FL)	9-16-90
	85' 74'5 1/2	22.69 Herbert Anderson(CO)	9- 5-87
86	47'9	14.55 Frank Furniss(FL)	8-12-93
	87' 54'7 1/2	16.65 Herbert Anderson(CO)	7- 4-90
88	42'0	12.80 Herbert Anderson(CO)	7-14-91
	41'2 1/2	12.56 Herbert Anderson(CO)	7-28-91

## JAVELIN THROW (600 grams)

50	178'6	54.40 Arthur Grayburn(NZL)	2-26-78
	171'0	52.12 Stephan Seymour(CA)	6-19-71
51	168'5	51.34 Arthur Grayburn(NZL)	3-24-79
	169'6	51.68 Arthur Grayburn(NZL)	3-29-80
	151'9	46.26 Daniel Aldrich(CA)	6-19-71
53	223'9	68.20 Larry Stuart(CA)	5-25-91
54	173'8	52.94 Arthur Grayburn(NZL)	1-17-82
	167'8	51.10 Bill Morales(CA)	3-20-71
55	175'8	53.54 Bill Morales(CA)	4- 8-72
	176'9	53.88 Bill Morales(CA)	6- 2-73
57	167'6	51.06 Arthur Grayburn(NZL)	3-17-85
	165'3	50.38 Bill Morales(CA)	4- 6-74
58	161'6	49.22 Arthur Grayburn(NZL)	9- 9-86
	150'5	45.84 Charles McMahon(CA)	8- 8-73
59	176'4	53.76 Veikko Javanainen(FIN)	8- 4-85
	157'6	48.00 Peter Fetter(CA)	1-25-81
60	191'10	58.48 Del Pickarts(CA)	11-28-87
	184'6	56.24 Del Pickarts(CA)	6-18-88
62	176'11	53.94 Del Pickarts(CA)	7-23-89
	179'9	54.50 Aloysius Sibidol(BRU)	9-26-83
	177'3	54.02 Bud Held(CA)	7-21-91
64	188'9	57.54 Bud Held(CA)	5-30-92
	180'6	55.02 Bud Held(CA)	5-15-93
66	168'5	51.34 Del Pickarts(CA)	8-14-93
	163'7	49.86 Del Pickarts(CA)	5-29-94
68	153'11	46.92 Bill Morales(CA)	2-23-85
	154'5	47.08 Aloysius Sibidol(MAL)	7-30-89
	153'6	46.78 Bill Morales(CA)	2-22-86
70	157'9	48.08 Bill Morales(CA)	8-16-87
	141'1	45.14 Bill Morales(CA)	6- 4-88
72	151'6	46.18 Bill Morales(CA)	7-30-89
	136'8	41.66 Gerhard Schepe(GFR)	6-22-85
73	126'3	38.48 Manuel White(MT)	7-15-89
	139'1	42.40 Bill Morales(CA)	5-25-91
75	135'3	41.24 Manuel White(MT)	8-17-91
	126'4	38.52 Gerhard Schepe(GFR)	12- 5-87
77	120'10	38.50 Bill Morales(CA)	9-19-93
	115'10	36.84 Manuel White(MT)	7-31-93
78	115'10	35.30 Manuel White(MT)	7-30-94
	114'3	34.84 Gerhard Schepe(FRG)	7-21-91
80	97'5	30.50 Jack Wood(NC)	7- 7-91
	81' 89'6 3/4	29.71 Herbert Anderson(CO)	8-29-82
	106'7	27.30 Ken Carnine(CA)	7- 8-89
	83'1 3/4	32.50 Gerhard Schepe(FRG)	10- 9-93
83	83'3 1/4	25.34 Emery Curtice(CA)	8- 1-89
	84' 76'1 1/2	25.38 Ken Carnine(CA)	6-22-91
85	82'4 1/4	23.20 Ken Carnine(CA)	8-16-92
	79'11 1/2	25.10 Hassami Okazaki(JPN)	6-24-90
86	77'10 1/4	24.37 Ken Carnine(CA)	5-30-93
	64'11	23.73 Ken Carnine(CA)	5-29-94
88	69'9	19.53 Herbert Anderson(CO)	9- 2-89
	62'1 1/2	21.26 Hassami Okazaki(JPN)	10- 9-93
89	52'5 1/4	18.93 Herbert Anderson(CO)	8- 4-90
	57'2	15.98 Buell Crane(ID)	8- 1-89
91	32'5	17.42 Buell Crane(ID)	7-28-90
	p33'4 3/4	9.88 John Whittemore(CA)	10-19-91
		10.18 P. Singh Azad(IND)	- 84

## PENTATHLON

# PENTATHLON

(1kg, 600g) 1985 IAAF scoring tables

60	2324	Walter Schreiber(FRG)	9-11-82	73	1113	Gilberto Gonzalez(US)	6-22-85
	2127	Bill Morales(CA)	8-12-77		848	Bob Boal(NC)	5-4-84
61	2346	Rudy Hochreiter(AUS)	12-3-87	74	1289	Claude Hills(PA)	8-30-85
	2283	John Alexander(TX)	5-8-81		w1445	Gilberto Gonzalez(US)	7-13-86
62	2336	Walter Schreiber(FRG)	9-29-83	75	1260	Gilberto Gonzalez(US)	6-20-87
	1949	Bill Morales(CA)	7-30-79		911	Ken Carnine(CA)	6-19-82
63	2022	Matti Jarvinen(FIN)	7-20-89	76	1104	Francisco Colson(PUR)	10-19-91
	1707	Bob Sieben(CA)	7-20-89		875	Herbert Anderson(CO)	8-12-77
64	1995	Gudmund Skrivervik(NOR)	6-23-85		w 927	Adolf Koch(FRG)	9-5-93
	1813	Boo Morcom(NH)	8-31-85	77	963	Ham Morningson(MI)	8-11-93
65	2028	Gudmund Skrivervik(NOR)	7-31-86		935	Claude Hills(PA)	6-26-88
	1926	Boo Morcom(NH)	5-4-86	78	807	Walter Streubel(FRG)	7-31-86
w2027		Boo Morcom(NH)	7-13-86		648	Ken Carnine(CA)	6-22-85
66	1988	Boo Morcom(NH)	6-20-87	79	872	Gilberto Gonzalez(US)	10-19-91
	1664	Klaus Langer(FRG)	9-29-83		713	Herbert Anderson(CO)	1-11-81
	1567	C. Johannesmeyer(NC)	5-5-85	80	869	Karsten Brodersen(CHL)	7-31-86
68	1698	Adolf Koch(FRG)	8-4-85		699	Herbert Anderson(CO)	9-5-81
	1464	Claude Hills(PA)	7-4-80		p 705	Karsten Brodersen(CHL)	12-3-87
69	1709	Adolf Koch(FRG)	9-28-86	81	641	Herbert Anderson(CO)	9-4-82
	1142	George Braceland(PA)	7-23-83	82	580	Claude Hills(PA)	8-11-93
p1425		Bill Carter(US)	7-13-92		532	Masami Okazaki(JPN)	12-3-87
70	1685	Adolf Koch(FRG)	12-3-87	83	495	Herbert Anderson(CO)	9-1-84
	1448	Boo Morcom(NH)	7-4-91	84	343	Herbert Anderson(CO)	8-31-85
71	1604	Walter Schreiber(FRG)	9-13-92	85	570	A. E. Pitcher(IN)	5-4-86
	1384	Bill Morales(CA)	12-3-87	88	280	Ken Carnine(CA)	6-19-93
w1461		Gilberto Gonzalez(FL)	5-5-85	89	198	Herbert Anderson(CO)	8-2-90
						A. E. Pitcher(IN)	7-4-91

## EXPLANATION OF THE AGE GRADED DECATHLON SCORES

The table below (published by Rodney Charnock, former chairman of the multi-event scoring committee) is used to correct any performance to the 1993 WAVA implement and distance standards. The five year age factors and the 1985 IAAF Scoring Tables are then used to convert the corrected marks to an age graded score for each event. The five year age factors are given in MASTERS AGE-GRADU TABLES. Both tables can be ordered from NATIONAL MASTERS MEET.

**SCORING EXAMPLE:** In setting his age 50 World Best in 1988, Gary Miller threw the 1.6 kilogram discus instead of the 1.5 kilogram discus that WAVA specifies for his age group. His throw of 40.78 meters with the slightly heavier discus must first be corrected by using the factor 1.030 from the tables above (in the 'Actual Weight Used' column find the 1.6K that he threw and move across horizontally to 1.5K which is the weight that he should have thrown had it been available). This gives an equivalent performance of 40.78 times 1.031 or 42.00 meters. Always remember to round down distances of throws and jumps to the next lower centimeter and round up track times to the next higher hundredth (in other words, never give a rounding advantage to the performance or score). Thus 42.00 meters is then corrected by multiplying this by the 50 age factor of 1.0787 to obtain an age factored performance of 45.30 meters. This is then looked up in the 1985 IAAF scoring tables and found to be worth 773 points (if the exact performance is not in the table be sure to give the lower score not the closest score).

**REMEMBER:** New records must be set with current certified WAVA standard implements and distances. In addition, all TAC and WAVA requirements must be met such as both track and field certified and wind meter readings where required. They must be submitted on the proper forms to the TAC and WAVA Masters Records Chairman: Pete Mundle (address on page 3).

If you believe there are errors in the age graded decathlon list such as incorrect implement weights, hurdle heights or distance or event marks, contact Rex Harvey (address on page 3). If you are aware of a performance that exceeds or comes close to (within 20 points) of those listed, please send the official meet results and any substantiation available relative to the implements used and distances run to Rex.

## NON-STANDARD IMPLEMENT AND DISTANCE CORRECTIONS

SHOTPUT:		WAVA WEIGHT REQUIRED				DISCUS:				WAVA WEIGHT REQUIRED					
		4K	5K	6K	16#					1.0K	1.5K	2.0K			
ACTUAL WEIGHT USED	B#	.960	.883	.803	.715	ACTUAL WEIGHT USED	1.0K	1.000	.849	.730	ACTUAL WEIGHT USED	1.5K	1.178	1.000	.860
(take actual	5K	1.087	1.000	.910	.810	distance thrown	1.6K	1.218	1.030	.890	times this	2.0K	1.370	1.163	1.000
distance throw	12#	1.134	1.043	.949	.845	factor)									
times this	6K	1.195	1.099	1.000	.890										
factor)	16#	1.342	1.235	1.124	1.000										


HURDLES:		WAVA DISTANCE/HEIGHT REQUIRED					
		80M/30"	80M/30"	100M/33"	100M/36"	110M/39"	110M/42"
ACTUAL DISTANCE/HEIGHT USED		80M/30"	.975	1.000	1.025	1.050	1.075
(take actual time	80M/33"	.975	1.000	1.025	1.050	1.075	1.100
ran times this	80M/36"	.950	1.000	1.025	1.050	1.075	1.100
factor)	80M/39"	.925	1.000	1.025	1.050	1.075	1.100
	80M/42"	.900	1.000	1.025	1.050	1.075	1.100
	100M/30"	.906	1.000	1.025	1.050	1.075	1.100
	100M/33"	.883	1.000	1.025	1.050	1.075	1.100
	100M/36"	.861	1.000	1.025	1.050	1.075	1.100
	100M/39"	.838	.950	.975	1.000	1.025	1.050
	100M/42"	.815	.925	.950	1.000	1.025	1.050
	110M/30"	.712	.929	.950	1.000	1.025	1.050
	110M/33"	.694	.906	.929	1.000	1.025	1.050
	110M/36"	.676	.883	.906	1.000	1.025	1.050
	110M/39"	.659	.861	.883	1.000	1.025	1.050
	110M/42"	.641	.838	.861	.975	1.000	1.025

## AGE GRADED DECATHLON

(using 1994 WAVA standards and age factors based on 1985 IAAF scoring tables)

		100m		400m		1500m		5000m		10000m		3000m		5000m		10000m	
		lj	sp	h	hh	dt	pv	jt									
30	8490	5JUN83	Guido Kratschmer(FRG)	10.83	7.65	15.96	2.00	48.81	14.37	47.18	4.60	62.48	4:26.91				
	8335	11DEC69	Bill Toomey(CA)	10.3	7.76	14.38	1.93	47.1	14.3	46.48	4.27	65.74	4:39.4				
31	8456	9JUN84	Guido Kratschmer(FRG)	10.63	7.15	16.67	1.98	49.07	14.15	46.48	4.80	67.52	4:45.75				
	7917	23MAR78	John Warkentin(CA)	11.1	6.80	13.93	1.95	48.9	14.4	51.14	4.28	61.68	4:29.3				
32	8547	22JUN84	Yury Kuzenkov(URS)	11.07	7.54	15.11	2.13	49.07	14.4	50.38	4.60	61.70	4:12.68				
	7789	20MAY79	John Warkentin(CA)	11.2	6.71	14.89	1.92	49.7	14.94	47.44	4.30	62.46	4:32.7				
33	8545	25MAY86	Guido Kratschmer(FRG)	10.82	7.76	16.62	1.93	48.75	14.09	48.42	4.60	63.82	4:32.36				
	7521	25APR71	Tom Waddell(CA)	11.4	7.33	15.07	1.96	51.7	15.8	45.62	4.20	62.96	4:49.2				
34	8029	27APR84	Fred Dixon(CA)	10.88	7.27	14.52	1.95	48.43	14.8	45.48	4.70	57.26	4:37.8				
	7942	13MAY72	Werner Vomoltke(FRG)	11.0	6.72	14.61	1.88	52.5	15.1	48.70	4.30	63.46	5:2.5				
35	7280	20JUN82	Rex Harvey(IA)	11.1	6.39	12.75	1.75	51.7	16.2	39.34	4.50	54.16	4:54.3				
	7326*	26JUL86	Mike Hill(CO)	11.4	6.93	11.81	1.85	51.5	15.0	110/39	36.18	3.80	48.58	4:22.0			
36	7611	21SEP80	Lennart Hedmark(SWE)	11.4	6.51	14.53	1.80	52.5	14.9	45.74	4.00	73.74	5:29.7				
	6943	20JUN83	Rex Harvey(IA)	11.3	6.32	12.85	1.78	53.9	16.5	39.69	4.42	50.97	5:13.6				
w7096*	11JUL87	Mike Hill(CO)	11.5	6.65	11.57	1.85	52.9	15.3	110/39	36.26	3.90	53.09	4:42.5				
37	7718	13SEP81	Lennart Hedmark(SWE)	11.85	6.76	14.50	1.81	52.16	15.02	42.44	4.20	72.00	5:17.08				
	5786	16MAR84	Dave Robinson(CA)	12.1	5.51	11.24	1.60	55.2	17.8	30.59	3.55	44.75	4:42.1				
p341*	16JUL94	Bill Lawson(IA)	12.31	5.99	12.72	1.81	56.03	18.95	110/39	37.48	4.11	44.44	4:41.02				
38	7797	BAUG82	Lennart Hedmark(SWE)	11.58	6.62	14.38	1.80	52.62	15.33	42.76	4.25	76.94	5:9.85				
	6828	7JUL84	Rex Harvey(IA)	11.6	6.17	12.58	1.80	54.2	16.7	40.76	4.40	49.31	5:9.0				
39	7616	28AUG83	Lennart Hedmark(SWE)	12.04	6.64	14.06	1.84	53.22	15.16	42.88	4.30	72.72	5:20.78				
	6235	17MAY74	Robert Lawson(USA)	11.8	6.45	12.68	1.67	55.1	16.3	38.53	2.89	51.14	5:16.4				
	7036*	15JUL89	Mike Hill(CO)	11.6	6.27	11.85	1.82	52.6	15.5	110/39	39.02	3.70	51.68	4:30.1			
	6780*	5JUL85	Dave Robinson(CA)	11.86	6.26	12.36	1.65	53.39	16.04	110/39	40.30	3.70	50.22	4:35.0			
40	7476	26JUL86	Rex Harvey(IA)	11.5	6.00	12.08	1.75	53.4	16.5	39.92	4.57	49.50	5:22.0				
	7605*	8OCT78	Werner Schallau(FRG)	11.2	6.60	13.57	1.73	51.7	18.2	110/42	41.84	3.40	52.70	4:51.1			
41	7789	7JUN81	Wolfgang Linkmann(CA)	11.6	6.41	14.37	1.80	55.2	15.2	44.22	3.90	53.86	5:19.2				
	6657	2AUG74	Harvey Schellenberg(CA)	12.1	6.03	11.09	1.74	55.7	17.4	32.58	3.37	49.28	5:1.3				
	6923*	5JUL75	Bruce Hescock(CT)	12.2	6.46	11.57	1.72	55.9	17.0	110/36	35.90	3.93	46.20	5:6.0			
w826	11JUL87	Rex Harvey(IA)	11.5	5.73	12.00	1.60	55.2	16.3	36.84	4.50	45.50	6:7.2					
42	7058	8JUL88	Rex Harvey(IA)	11.5	6.09	11.64	1.67	54.5	16.5	37.30	4.25	45.26	5:30.2				
43	7476	27JUL89	Rex Harvey(IA)	11.85	6.26	12.09	1.73	54.08	15.6	39.71	4.30	50.94	5:28.06				
44	6714	22JUN91	Rex Harvey(IA)	12.14	5.93	11.57	1.65	55.48	16.93	35.40	3.97	45.06	5:32.32				
45	7780	18JUL91	Rex Harvey(IA)	12.07	6.08	11.07	1.68	54.59	17.13	37.02	4.20	47.06	5:28.24				
	7870*	2FEB80	Roy Williams(NZL)	11.7	6.46	11.85	1.72	55.1	16.5	110/42	43.66	3.50	45.34	5:44.5			
w8016*	9SEP79	Valbjorn Thorlaksson(ICE)	11.4	5.86	11.87	1.70	54.2	15.1	110/42	35.60	4.20	50.60	6:1.0				
46	7269	7JUL84	Dale Lance(OK)	11.8	6.00	9.05	1.65	56.3	15.9	30.14	3.80	4					

64	5367	15JUL90	Richard Nordquist(OR)	15.2	3.61	10.03	1.22	71.6	19.1	29.92	2.75	31.72	7:14.6	57	17.3	Diana Smith(CA)	8- 9-80	63	14.5	Shirley Peterson(NZL)	3-14-92									
	p6144	10JUL94	Earl Ventura(KS)	13.04	4.60	10.96	1.32	69.36	18.57	39.28	1.95	37.84	0: 0.		w15.2	Shirley Dieterich(CA)	5- 5-84		15.4	Patricia Peterson(NY)	8-15-89									
	7957*	30ECS8	Boo Morcom(NH)	14.0	5.12	12.02	8	1.41	67.7	18.4	110/30	41.10	1.6	58	17.2	Diana Smith(CA)	2- 7-81	64	14.91	Paula Schneiderhan(FRG)	7-29-86									
	65	7668	27JUL89	Pekka Penttila(FIN)	13.91	4.49	10.48	1.33	64.50	19.54	29.46	2.70	36.26	5:45.83	59	15.8	Josephine Kolde(CA)	2-11-78		15.6	Josephine Kolde(CA)	5-22-82								
		6993	16JUL94	Gordon Siefert(AL)	13.80	3.74	8.76	1.44	63.78	20.54	27.90	2.70	24.90	5:48.71	60	15.5	Josephine Kolde(CA)	4-21-78		w14.58	Paula Schneiderhan(FRG)	9-27-86								
		8186*	AUG86	Boo Morcom(NH)	14.1	5.04	11.94	8	1.43	67.0	18.4	38.32	3.35	30.12	6:15.6	61	15.7	Josephine Kolde(CA)	4-28-79		w14.67	Ann Cooper(AUS)	10-15-93							
	66	p6434	16JUL94	Bailey Gore(KT)	13.94	4.55	9.94	1	2.29	67.15	20.40	29.80	2.10	34.02	7:55.49	62	19.6	Marjorie Hunt(CA)	2- 7-81	65	14.6	Paula Schneiderhan(FRG)	9-19-87							
		7490*	20JUN81	Ian Hume(CAN)	14.9	4.87	10.97	4	1.45	72.6	20.4	110/33	35.86	2.80	39.48	7: 4.8	63	w16.9	Polly Clarke(CO)	12-30-73		15.8	Josephine Kolde(CA)	4-23-83						
		7079*	19SEP87	Boo Morcom(NH)	14.86	4.71	10.77	8	1.44	68.88	21.3	110/30	33.26	2.74	27.63	6:42.0		w18.93	Mary Holbert(MO)	11- 9-85	66	14.90	Paula Schneiderhan(FRG)	6-25-88						
		w8227*	11JUL87	Boo Morcom(NH)	14.2	5.17	11.28	1.47	65.4	18.5	100/30	32.72	3.50	29.80	6:26.7	64	14.7	Josephine Kolde(CA)	5- 1-82		15.77	Patricia Peterson(NY)	7-24-92							
		7394	11SEP93	Denver Smith(OH)	14.53	4.62	9.22	1.39	69.5	17.83	39.02	2.70	31.90	6:50.73	65	15.5	Winfred Reid(RSA)	8- 9-80		w14.82	Paula Schneiderhan(FRG)	6-18-88								
		68	7170	16JUL94	Denver Smith(OH)	14.47	4.49	9.58	1.32	69.88	17.80	37.82	2.70	30.04	7: 1.93		15.7	Josephine Kolde(CA)	5- 7-83		w15.5	Patricia Peterson(NY)	7-12-92							
		69	6888	15JUL90	Boo Morcom(NH)	14.6	4.67	8.40	1.46	69.4	19.7	31.22	3.17	22.04	7: 9.4	66	w15.2	Josephine Kolde(CA)	5- 5-84	67	15.11	Paula Schneiderhan(FRG)	7-30-89							
		70	7051	31JUL82	Gilberto Gonzalez(PUR)	13.32	4.61	10.52	4	1.27	67.8	19.07	110/30	32.83	2.52	27.85	7:30.6	67	15.2	Polly Clarke(CO)	5-21-78		16.1	Polly Clarke(CO)	5- 6-78					
			8450	18JUL91	Gudmund Skrivervik(NOR)	14.79	4.62	12.55	6	1.41	68.82	15.47	36.20	2.40	32.22	6: 9.43	68	p18.3	Carla Convery(VA)	10-25-88		w15.00h	Paula Schneiderhan(FRG)	7-29-89						
			7698	23JUN91	Boo Morcom(NH)	15.26	4.46	10.02	1.37	72.01	14.99	30.20	2.95	26.34	6:57.72	69	16.1	Polly Clarke(CO)	9-18-79		16.10h	Audrey Reid(RSA)	9-24-83							
			7730*	22SEP91	Boo Morcom(NH)	15.14	4.55	10.19	5	1.35	74.11	15.17	29.74	2.90	28.50	7: 4.0	70	16.2	Polly Clarke(CO)	9- 6-80	68	16.4	Audrey Reid(RSA)	9-26-79						
			71	6295	18JUL91	Karoly Hankisz(HUN)	15.45	3.75	9.93	1.26	75.59	18.53	29.24	2.90	26.28	6:42.62	71	16.2	Mary Bowermaster(OH)	10-25-88		w16.2	Johnnie Valien(TX)	6- 9-94						
				7761*	7JUL84	Gilberto Gonzalez(PUR)	14.2	4.49	11.43	8	1.32	68.6	19.7	110/30	31.32	2.30	32.20	7:41.0	73	16.6	Marilla Salisbury(CA)	8- 1-81	69	15.27h	Paula Schneiderhan(FRG)	7-20-91				
				6498*	22MAY82	Bud Descon(OR)	16.4	3.46	6.94	8	1.20	77.1	16.5	110/30	27.37	2.44	23.80	6:34.4		w18.9	Mary Bowermaster(OH)	6-27-87		16.53h	Anna Hangler(FRG)	10-15-93				
				6045*	7AUG83	Claude Hills(PA)	15.1	4.00	8.59	8	1.27	77.1	21.2	110/30	26.11	2.13	25.64	0: 0.	74	15.2	Vivian Nelson(PA)	11- 2-85		16.09	Polly Clarke(CO)	4-17-81				
				5058*	3JUL82	Art Vesco(CA)	16.9	3.44	7.11	8	1.21	77.0	23.5	110/30	25.41	2.47	21.05	0: 0.	75	25.7	Polly Clarke(CO)	9- 7-84		w15.9	Gwen Davidson(AUS)	3-20-93				
				5053*	22MAY82	Stan Thompson(NI)	17.5	3.37	6.59	16	1.25	99.8	18.6	110/42	17.25	2.04	16.05	9:21.0	77	p26.0	Marilla Salisbury(CA)	10-25-88		15.42	Paula Schneiderhan(FRG)	10-15-93				
				72	6348	27JUL89	Adolf Koch(FRG)	15.13	4.24	11.26	1.25	79.28	19.49	36.56	0.00	35.51	7: 7.36			16.6	Audrey Reid(RSA)	9- 6-81	71	15.42	Paula Schneiderhan(FRG)	10-15-93				
					6184	27JUL89	Hamilton Morningstar(MI)	16.31	3.60	11.13	1.33	83.75	19.46	33.42	2.20	29.73	7:20.97			17.0	Polly Clarke(CO)	4-25-87	72	17.0	Audrey Reid(RSA)	4-25-87				
					w7475*	14SEP85	Gilberto Gonzalez(PUR)	13.3	4.62	11.24	8	1.30	69.8	20.3	110/30	30.68	2.50	30.12	0: 0.		17.5	Mary Uebel(MO)	5-29-84		16.69	Gunn Svansson(SWE)	10-15-93			
					73	6447	15JUL90	Dan Bulkeley(OR)	14.9	3.80	8.25	1.18	69.5	15.8	23.70	1.95	20.48	5:48.1	35	11.07	Evelyn Ashford(US)	5-28-92		p16.69	Gunn Svansson(SWE)	10-15-93				
						7564*	26JUL86	Gilberto Gonzalez(PUR)	13.7	4.46	10.35	1.25	68.1	20.5	110/30	32.82	2.30	29.62	7:49.5		w10.94	Evelyn Ashford(US)	7-21-92		w16.26	Polly Clarke(CO)	8- 7-82			
						74	5747	27JUL89	Ian Hume(CAN)	16.52	3.97	9.57	1.37	88.80	18.16	28.70	2.40	30.80	0: 0.		11.57	Evelyn Ashford(US)	6-25-93		w16.4	Margaret Hinton(TX)	6- 9-94			
							4797	16JUL94	Armando Ricciardi(NV)	17.08	3.59	8.70	1.22	103.01	17.33	27.40	1.98	25.10	9:30.61	37	12.0	Phil Raschker(GA)	7- 8-84	73	16.2	Polly Clarke(CO)	9-17-83			
							5752*	BAPR77	Herbert Anderson(CO)	14.6	3.83	9.67	8	1.27	72.8	25.3	110/30	27.43	0.00	22.42	7: 4.0		12.0	Phil Raschker(GA)	1- 7-78	74	16.55	Polly Clarke(CO)	9-2-84	
							w6133	11JUL87	Gilberto Gonzalez(PUR)	14.1	4.24	10.11	1.25	72.3	20.3	29.77	2.29	26.31	0: 0.	38	12.2	Kathleen Holland(AUS)	3-25-78		16.57	Polly Clarke(CO)	8-31-85			
							75	6403	18JUL91	Reino Taskinen(FIN)	16.01	3.39	9.62	1.23	84.20	20.58	21.24	2.00	21.24	8: 3.90		12.5	Kathleen Holland(AUS)	6- 8-85	75	16.87	Polly Clarke(CO)	7-18-86		
								6142	27JUL89	Milo Lightfoot(OH)	16.11	3.33	8.91	1.12	78.99	20.51	22.18	2.00	24.24	7: 2.21		p12.1	Phil Raschker(GA)	- -80	77	17.07	Isabel Saumier(CAN)	5-27-90		
								6654*	25MAR78	Herbert Anderson(CO)	14.6	3.48	9.40	8	1.30	72.8	27.0	110/30	27.48	1.60	23.68	8: 9.6		17.15	Isabel Saumier(CAN)	5-27-90		17.07	Isabel Saumier(CAN)	6-25-88
								6483	27JUL89	Gilberto Gonzalez(PUR)	15.24	3.85	8.95	1.21	77.98	17.55	26.50	1.90	22.68	9:25.54	39	12.19h	Geraldine Otto(FRG)	7-29-89		17.17	Isabel Saumier(CAN)	6-25-88		
								6465*	5AUG78	Herbert Anderson(CO)	15.5	3.92	9.39	8	1.25	78.1	25.8	110/30	25.38	1.50	26.49	8:24.1	40	12.2	Phil Raschker(GA)	10-10-86		17.6	Polly Clarke(CO)	8-12-88
								6037*	23JUL88	Claude Hills(PA)	16.1	3.74	7.97	8	1.24	86.4	22.4	110/30	25.74	2.13	23.14	0: 0.		w17.36	Polly Clarke(CO)	9- 4-88		19.06	Polly Clarke(CO)	7-30-89
								w6914	10JUL93	Dan Morniey(OR)	15.2	3.31	7.72	1.17	73.0	16.1	23.24	2.20	19.52	6:24.2		w11.9	Phil Raschker(GA)	6-19-87	79	19.06	Polly Clarke(CO)	7-30-89		
								77	6626	16JUL94	Dan Bulkeley(OR)	15.01	3.35	8.05	0.91	72.45	16.06	21.72	1.98	19.06	6:10.58		w12.03	Phil Raschker(GA)	6-19-87		19.08	Phil Raschker(GA)	6-23-85	
								78	5893	15JUL90	Claude Hills(PA)	16.2	3.53	7.96	1.18	87.0	17.7	25.66	2.05	22.10	8:40.0	41	12.0	Phil Raschker(GA)	8-15-87	80	18.41	Hanna Gelbrich(FRG)	10-15-93	
								79	5643	18JUL91	Vittorio Colo(ITA)	15.05	3.51	7.60	1.11	88.65	18.11	21.68	1.70	21.62	8:26.05		12.3	Phil Raschker(GA)	4-25-70		24.23	Pearl Mehl(CO)	8-12-83	
								5305	22JUN91	Claude Hills(PA)	16.67	3.38	6.70	1.10	91.08	18.36	25.12	1.95	21.60	8:50.58	42	12.3h	Phil Raschker(GA)	6- 4-88		w18.10	Polly Clarke(CO)	8- 3-90		
								5439*	26JUN82	Herbert Anderson(CO)	16.7	3.20	8.22	8	1.13	87.7	27.5	110/30	24.48	1.55	25.67	7:46.4		12.3h	Rosemary Payne(GBR)	8-16-75	81	20.44	Ruth Frith(AUS)	11- 3-90
								80	p1516	16JUL94	Harold Massie(NB)	26.42	1.45	5.37	0.00	129.87	42.14	15.40	0.84	12.34	9:51.90		12.57	Phil Raschker(GA)	7-30-89		28.9	Marilla Salisbury(CA)	3- 5-89	
									6533*	29AUG82	Herbert Anderson(CO)	15.9	3.10	7.94	8	1.20	77.7	21.0	22.19	0.00	29.71	7:41.8	43	12.6	Irene Obera(CA)	5-29-72		19.32	Polly Clarke(CO)	8-14-92
									81	4147	18JUL91	Erkki Haapalainen(FIN)	18.76	2.77	5.30	0.93	90.26	30.34	15.48	1.60	14.38	7:58.86		12.6	Irene Obera(CA)	8- 9-77	83	26.0	Anna Ward(MO)	5-30-88
</																														



Carolyn Cappetta, #423, Massachusetts, was pushed to a world W55 record 30.30 by Diane Palmason, (#219, 30.33, Canada) and Kathy Bergen (30.33, California) to win the W55 200, USATF National Masters Indoor Championships, Reno, Nev., Feb. 24-26.

Photo by Jerry Wojcik

45	26.2	Wendy Marie Ey(AUS)	3- 4-84
	26.3	Irene Obera(CA)	6-24-79
	W25.49	Lorraine Tucker(NY)	7-18-92
46	26.0	Jan Hynes(AUS)	1-26-91
	26.3pen	Phil Raschker(GA)	7-10-93
47	25.56	Phil Raschker(GA)	6-20-94
48	27.16	Wendy Marie Ey(AUS)	4-17-87
	28.22	Marilyn Mitchell(NY)	7-14-91
	W27.92	Marilyn Mitchell(NY)	7- 6-91
49	27.27	Irene Obera(CA)	9-26-83
50	26.84	Jan Hynes(AUS)	10- 2-94
	27.4	Irene Obera(CA)	7-15-84
	W27.25	Irene Obera(CA)	8-19-84
51	27.3	Irene Obera(CA)	6- 1-85
52	27.71	Irene Obera(CA)	6-21-86
	W27.44	Irene Obera(CA)	7- 5-86
53	27.86	Irene Obera(CA)	7-25-87
	W27.7	Irene Obera(CA)	7-18-87
54	27.7	Irene Obera(CA)	7-17-88
	27.70h	Brunhilde Hoffmann(FRG)	10-10-93
55	28.48	Irene Obera(CA)	8- 3-89
56	28.5	Shirley Peterson(NZL)	3- 3-85
	29.8	Carolyn Sue Cappetta(MA)	7-12-92
57	29.5	Irene Obera(CA)	5-18-91
58	30.43	L. Seuberlich(FRG)	6-26-85
	30.62h	Carolyn Sue Cappetta(MA)	8-12-94
59	29.66h	Shirley Peterson(NZL)	12- 4-87
	30.18	Irene Obera(CA)	9-12-93
60	29.67	Irene Obera(CA)	8-13-94
61	30.26	Paula Schneiderhan(FRG)	9-26-83
	30.3	Ann Cooper(AUS)	4-15-90
	31.26	Betty Vosburgh(GA)	8-15-92
	W30.15	Shirley Peterson(NZL)	8- 3-89
62	30.21	Ann Cooper(AUS)	7-25-91
	33.55	Betty Vosburgh(GA)	5- 7-94
63	30.6	Shirley Peterson(NZL)	3-15-92
	32.0	Patricia Peterson(NY)	6- 4-89
64	30.61h	Ann Cooper(AUS)	10-10-93
	34.1y	Josephine Kolda(CA)	5- 1-82
	W33.9	Josephine Kolda(CA)	8-14-82

## 400 METERS

35	50.56	Aurelia Penton(CUB)	7-16-78
	56.99	Phil Raschker(GA)	8-13-82
36	51.6	Marina Stepanova(URS)	5-17-86
	56.8	Phil Raschker(GA)	6-25-83
37	55.7	Maevae Kyle(EIR)	8-30-66
	60.19	Theresa Haynes(WA)	8-12-94
38	56.0	Kathleen Holland(AUS)	3-25-78
	59.98	M. Simmons-mccord(NY)	8-25-85
39	55.5	Maevae Kyle(EIR)	7-19-68
	59.5	Phil Raschker(GA)	7- 8-86
40	55.8	Maevae Kyle(EIR)	9- 6-69
	60.4	M. Simmons-mccord(NY)	6- 7-87
	p53.68	Sara Montecinos(COL)	3-20-94
41	55.3	Maevae Kyle(EIR)	7-22-70
	61.45	Betty Clair-searcy(NY)	8-14-92
	61.5	Irene Obera(CA)	8-15-75
42	56.3	Anne McKenzie(RSA)	10-28-67
	58.07	Phil Raschker(GA)	8- 5-89
43	58.21	Jan Hynes(AUS)	11-29-87
	62.4	Irene Obera(CA)	8-10-77
	p60.85	Donna Settles(GA)	8-12-93
44	58.3	Jan Hynes(AUS)	3-24-89
	59.62	Mary Libal(OR)	8-12-94
45	57.8	Jan Hynes(AUS)	11- 7-89
	59.84	Dee Dee Grafius(CA)	8-12-94
46	30.99i	Pamela Duncan(CAN)	1- 8-93
	60.04	Phil Raschker(GA)	10-16-93
47	59.68	Colleen Mills(NZL)	1-10-81
	61.67	Irene Obera(CA)	1-10-81
48	62.8	Maevae Kyle(EIR)	8-10-77
	66.58	Joy Macdonald(FL)	7- 8-89
49	60.29	Marge Allison(NZL)	10-16-93
	62.27	Shirley Matson(CA)	9- 8-90
50	60.15	Marge Allison(NZL)	10- 2-94
	64.58	Irene Obera(CA)	8-18-84
51	62.89	Brunhilde Hoffmann(FRG)	7-27-91
	63.7	Irene Obera(CA)	5-18-85
52	62.7	Pat Smith(MOL)	8- 7-88
	65.1	Irene Obera(CA)	7- 5-86
	p62.7	Pat Smith(MOL)	- 88
53	64.63	Irene Obera(CA)	11-29-87
54	62.8	Irene Obera(CA)	10-22-88
55	65.48	Carolyn Sue Cappetta(MA)	7-27-91
56	66.04	Carolyn Sue Cappetta(MA)	8-14-92
57	66.35	Carolyn Sue Cappetta(MA)	10-16-93
58	67.91	Carolyn Sue Cappetta(MA)	8-12-94
59	71.60	Betty Vosburgh(GA)	6- 1-91
60	69.00	Ann Cooper(AUS)	8- 5-89
	69.51	Betty Vosburgh(GA)	7-27-91
61	69.2	Ann Cooper(AUS)	4-13-90
	72.75	Betty Vosburgh(GA)	8-14-92
62	67.97	Ann Cooper(AUS)	7-27-91
	80.0	Patricia Peterson(NY)	6- 5-88
63	72.24	Paula Schneiderhan(FRG)	6-27-85
	80.37	Patricia Peterson(NY)	8- 5-89
64	74.40	Paula Schneiderhan(FRG)	8- 1-86
	80.3y	Josephine Kolda(CA)	5- 1-82
65	76.24	Aileen Hogan(AUS)	12- 5-87
	82.3	Josephine Kolda(CA)	10- 1-83
66	73.71	Mary Mangler(FRG)	8- 5-89
	81.8	Patricia Peterson(NY)	7-12-92
67	75.63	Paula Schneiderhan(FRG)	8- 5-89
	81.8	Els Tuinzing(CA)	4-29-89
68	78.3	Audrey Reid(RSA)	9-17-83
	83.78	Johnnye Valien(TX)	10-16-93
69	74.73	Paula Schneiderhan(FRG)	7-27-91
	87.37	Louise Adams(CO)	7-27-91
70	79.14	Anna Mangler(FRG)	10-16-93
	87.6	Polly Clarke(CO)	4-18-81
71	80.5	Audrey Reid(RSA)	4- 5-86
	89.86	Louise Adams(CO)	8-12-93
	p88.04	Diane Friedman(OH)	8-14-92
72	85.4	Audrey Reid(RSA)	4-25-87
	90.06	Polly Clarke(CO)	8- 7-82
	73	Polly Clarke(CO)	9-28-83
	74	Polly Clarke(CO)	9- 2-84
	75	Polly Clarke(CO)	8-25-85
	76	Polly Clarke(CO)	7-20-86
	77	Polly Clarke(CO)	6-25-88
	78	Polly Clarke(CO)	6-12-88
	79	Polly Clarke(CO)	9- 4-88
	80	Polly Clarke(CO)	8- 3-89
	81	Hanna Geblich(FRG)	10-10-93
	84	Pearl Mehl(CO)	8-13-94
	85	Polly Clarke(CO)	8- 4-90
	88	Ivy Granstrom(CAN)	10-22-92
		Marilla Salisbury(CA)	8- 3-89
	82	Polly Clarke(CO)	8-15-92
	83	Ivy Granstrom(CAN)	10-20-94
		Anna Ward(MO)	5-30-90
		Rosario Iglesias(MEX)	10-10-93
	84	Anna Ward(MO)	6-22-89
	85	Anna Ward(MO)	6- 2-90
	88	Marion Higgins(CA)	8- 9-81

83	2:21.5	Anna Ward(MO)	5-30-88
	p1:58.88	Rosario Iglesias(MEX)	10-16-93
84	2:36.50	Anna Ward(MO)	6-22-89
85	2:50.3	Mary Ames(CA)	7-17-88
86	2:57.4	Mary Ames(CA)	5- 7-89
88	3:54.3	Marion Higgins(CA)	6-28-81

## 800 METERS

35	1:57.25	Doine Melinte(ROM)	6-28-92
	2:02.83	Ruth Wysocki(CA)	5-23-92
36	1:56.53	Lyubov Gurina(URS)	7-30-94
	2:14.3h	Reiko Dube(CA)	1- 9-81
37	1:58.0	Ileana Silai(ROM)	6- 8-79
	2:19.83	Nancy Shafer(OH)	8- 7-88
38	1:58.7	Ileana Silai(ROM)	8-21-80
	2:18Y	Judy Fox(CA)	5-11-79
39	2:08.0	Anne McKenzie(RSA)	7-17-65
	2:21.7	Susanne Houltton(GA)	7-27-86
40	2:10.2y	Anne McKenzie(RSA)	4- 4-66
	2:23.2	Barbara Pike(CA)	6-27-82
	p2:00.52	Y. Podkopayeva(URS)	- 92
	p2:05.46	Sara Montecinos(COL)	3-19-94
	p2:22.99	Pam Williams(US)	8-13-94
41	2:01.59i	Y. Podkopayeva(URS)	2- 6-94
	2:22.71	Barbara Pike(MA)	2- 5-83
42	2:00.12	Y. Podkopayeva(URS)	7- 9-94
	2:21.91	Susanne Houltton(GA)	7-23-89
	p1:59.10	Y. Podkopayeva(URS)	- 94
43	2:17.4	Pat Ann Gallagher(GBR)	7- 8-89
	2:19.4	Laurie Binder(CA)	8- 1-91
44	2:15.66	Judy Daly(AUS)	7-21-91
	2:21.75	Dee Dee Grafius(CA)	8-13-93
45	2:16.8	Judy Pollock(AUS)	8- -85
	2:18.87	Dee Dee Grafius(CA)	5-14-94
46	2:19.4	Anne McKenzie(RSA)	12-29-71
	2:26.39	Carol Flexer(AU)	8- 1-89
47	2:17.06	Judy Bandiera(AUS)	10-10-93
	2:27.9	Marilyn Harbin(CA)	3-10-85
48	2:20.3	Anne McKenzie(RSA)	1-19-74
	2:26.2	Shirley Matson(CA)	9-16-89
49	2:19.6	Anne McKenzie(RSA)	12-11-74
	2:26.6	Shirley Matson(CA)	9- 8-90
50	2:22.03	Marge Allison(NZL)	10-29-94
	2:32.12	Linda Upton(MA)	8-13-93
51	2:25.29	Shirley Matson(CA)	8-15-92
52	2:28.63	Walburga Kloockers(FRG)	7-21-91
	2:33.9	Yvette La Vigne(CA)	6-13-92
	2:35.70	Carolyn Cappetta(MA)	8- 1-89
	p2:31.61	Kristina Karlsson(SWE)	10-10-93
54	2:33.59i	Gerda Van Kootin(HOL)	2-13-94
	2:40.3	Vicky Bigelow(CA)	9-16-89
	2:31.0	Gerda Van Kootin(HOL)	4-12-94
56	2:45.10	Jeanne Hoagland(CA)	8-15-92
	2:33.40	Diane Palmason(CAN)	8-13-94
	2:39.7	Vicky Bigelow(CA)	7-18-92
57	2:41.5	Vicky Bigelow(CA)	6-12-93
58	2:43.71h	Jean Horne(CAN)	7-20-91
	2:49.9	Joyce Hals(MA)	7-13-91
59	2:44.54	Jean Horne(CAN)	8-15-92
	2:47.39	Joyce Hals(MA)	7-21-91
60	2:45.67	Jean Horne(CAN)	7-10-93
	2:51.0	Joyce Hals(MA)	7-24-92
61	2:47.31	Jean Horne(CAN)	8-13-94
	2:52.88	Marion Irvine(CA)	8- 2-91
62	2:56.48	Shirley Brasher(AUS)	8- 1-89
	3:09.9	Jaclyn Caselli(CA)	8-21-83
63	2:54.89	Ingrid Sogstad(NOR)	8- 1-89
	3:17.1	Jaclyn Caselli(CA)	5-19-84
64	3:06.61	Gunnel Lundkvist(SWE)	7-21-91
	3:13.32	Jaclyn Caselli(CA)	6-23-85
65	3:01.18	Shirley Brasher(AUS)	4-19-92
	3:08.21	Mary Storey(CA)	7-23-89
66	3:03.10	Anna Mangler(FRG)	8- 1-89
	3:15.1	Margareta Lambert(CO)	5-27-87
67	3:04.80	Anna Mangler(FRG)	6-30-90
	3:15.98h	Louise Adams(CO)	7-30-89
68	3:03.14	Gerry Davidson(CA)	7-23-89
69	3:21.33	Louise Adams(CO)	7-21-91
70	3:24.80	Gerry Davidson(CA)	7-21-91
71	3:14.90	Britta Tibbling(SWE)	8- 1-89
	3:34.07	Louise Adams(CO)	8-13-93
72	3:27.19	Johanna Luther(FRG)	6-15-86
	3:30.0	Polly Clarke(CO)	8- 8-82
73	3:34.69	Polly Clarke(CO)	9-24-83
74	3:32.29	Johanna Luther(FRG)	11-29-87
	3:45.1	Polly Clarke(CO)	8-19-84

75	3:32.98	Johanna Luther(FRG)	8- 1-89
	3:37.19	Pearl Mehl(CO)	9- 2-89
	3:52.09	Polly Clarke(CO)	7-18-86
76	3:39.25	Johanna Luther(FRG)	7-21-91
	3:58.44	Pearl Mehl(CO)	9- 1-91
78	3:58.5	Bess James(CA)	6-18-88
79	4:15.07	Bess James(CA)	8- 1-89
80	3:54.81	Johanna Luther(FRG)	10-10-93
	4:59.20	Pearl Mehl(CO)	8-13-94
81	4:43.2	Ivy Granstrom(CAN)	10-21-92
	6:55.25	Marilla Salisbury(CA)	8- 1-89
82	4:48.59	Ivy Granstrom(CAN)	10-10-93
	5:47.5	Hulda Crooks(CA)	6-24-78
83	5:12	Anne Clarke(IL)	7-10-93
	p4:23.48	Rosario Iglesias(MEX)	10-10-93
84	5:50.2	Hulda Crooks(CA)	7-13-80
85	6:14.1	Mary Ames(CA)	9- 3-88
86	5:14.43	Matsue Nishiyama(JPN)	10-10-93
	6:38.6	Mary Ames(CA)	6-18-89
88	7:28.6	Eula Weaver(CA)	6-26-77

### 1500 METERS

35	3:57.73	Maricica Puica(ROM)	8-30-85
	4:11.04	Ruth Wysocki(CA)	5-22-92
36	4:02.47	Lyubov Gurina(URS)	8- 2-94
	4:39.5	Nancy Shafer(OH)	8-15-87
37	3:58.5	Ileana Silai(ROM)	6-16-79
	4:36.12i	Cindy Bremser(WI)	3-23-91
38	4:03.0	Ileana Silai(ROM)	8- 1-80
	4:43.14	Darsi Bowden(CA)	6- 5-89
39	4:06.91	Y. Podkopayeva(URS)	3- 1-92
	4:39.1	Darsi Bowden(CA)	5-19-90
40	4:02.03	Y. Podkopayeva(URS)	8- 8-92
	4:41.3	Laurie Binder(CA)	8-15-87
41	4:02.48	Y. Podkopayeva(URS)	- 8 -79
	4:38.73	C. Urish-mclatchie(TX)	10-16-93
42	3:59.10	Y. Podkopayeva(URS)	7-18-94
	4:39.8	Niki Gorman(CA)	9- 3-77
43	4:40.1	Pat Ann Gallagher(GBR)	7- 8-89
	4:47.3	Sandra Knott(OH)	1-14-81
44	4:37.43	Judy Daly(AUS)	7-27-91
	4:56.5	Carol Flexer(WA)	8-15-87
45	4:36.58	Heather Mathews(NZL)	2- 2-92
	4:48.19	Joan Colman(CA)	8- 5-89
46	4:41.3	Gudeliève Roggeman(BEL)	7-16-86
	4:53.59	Carol Flexer(WA)	8- 5-89
47	4:45.84	Barbara Lehmann(FRG)	8- 5-89
	4:59	Marilyn Harbin(CA)	3-10-85
48	4:48.22	Shirley Matson(CA)	8- 5-89
49	4:49.29	Anne McKenzie(RSA)	11-16-74
	5:00.0	Shirley Matson(CA)	9- 8-90
50	4:54.3	Carolyn Oxton(GBR)	9- 5-93
	4:55.2	Gina Faust(CA)	7-15-87
51	4:57.44	Shirley Matson(CA)	8-16-92
52	5:04.99	Walburga Klockers(FRG)	7-27-91
	5:13.3	Mila Kania(NY)	6-19-83
53	5:10.36	Edeltraud Pohl(FRG)	9- 2-89
	5:18.4	Vicky Bigelow(CA)	4-29-89
54	5:04.45	Edeltraud Pohl(FRG)	7-12-91
	5:12.9	Margaret Miller(CA)	6-21-80
55	5:03.33	Edeltraud Pohl(FRG)	8-17-91
	5:41.15	Madeline Rost(OR)	8-14-94
	5:41.2	Beryl Skelton(NY)	8-18-84
	5:14.2	Vicky Bigelow(CA)	6-13-92
56	5:23.9	Vicky Bigelow(CA)	7-25-92
57	5:23.9	Vicky Bigelow(CA)	7-27-91
58	5:17.19	Jean Horne(CAN)	4- 9-83
	5:54.3	Anne Trigg(FL)	8- 5-89
59	5:25.34	Marion Irvine(CA)	4-14-90
60	5:36	Jean Albury(AUS)	7-16-86
	5:44.9	Margaret Miller(CA)	12- 5-87
61	5:44.81	Shirley Brasher(AUS)	7-27-91
	5:46.61	Marion Irvine(CA)	8- 5-89
62	5:48.96	Shirley Brasher(AUS)	8-16-92
	5:55.47	Marion Irvine(CA)	7-27-91
63	5:51.53	Joselyn Ross(GBR)	7- 2-82
	6:04.6	Pat Dixon(OR)	12- 5-87
64	6:02.42	Thelma Sells(AUS)	6-29-85
	6:17.58	Jaclyn Caselli(CA)	4-18-92
65	6:02.68	Shirley Brasher(AUS)	7-19-86
	6:26.49	Jaclyn Caselli(CA)	8-25-84
66	6:10.17	Britta Tibbling(SWE)	12- 5-87
	6:48.35	Gerry Davidson(CO)	6-11-92
67	6:06.43	Nina Naumenko(URS)	9- 5-87
	6:52.9	Margareta Lambert(CO)	7-30-86
68	6:13.39	Britta Tibbling(SWE)	8- 5-89
	6:43.12	Gerry Davidson(CA)	8- 5-89

69	6:16.47	Britta Tibbling(SWE)	12- 5-87
	6:47.56	Louise Adams(CO)	7-27-91
70	6:34.48	Britta Tibbling(SWE)	6-29-88
	6:42.2	Pat Dixon(OR)	6-30-89
71	6:39.04	Britta Tibbling(SWE)	7-22-89
	7:05.75	Louise Adams(CO)	8-14-93
72	7:03.00	Louise Adams(CO)	8-14-94
73	6:45.89	Britta Tibbling(SWE)	7-27-91
74	7:05.37	Algine Williams(IL)	8- 5-89
	6:48.72	Johanna Luther(FRG)	12- 5-87
	7:44.4	Pearl Mehl(CO)	9- 4-88
75	6:20.8	Dorothy Stotsenburg(CA)	5- 7-89
76	7:09.72	Johanna Luther(FRG)	8- 5-89
	8:02.42	Pearl Mehl(CO)	8- 5-90
77	7:06.13	Johanna Luther(FRG)	7-27-91
	8:37.49	Pearl Mehl(CO)	7-27-91
78	9:06.31	Pearl Mehl(CO)	8-16-92
79	8:11.8	Anne Clarke(IL)	7- 8-89
80	7:32.22	Johanna Luther(FRG)	10-16-93
	8:33.8	Anne Clarke(IL)	7- 7-90
81	8:36.90	Anne Clarke(IL)	7-27-91
82	9:05.8	Anne Clarke(IL)	7-11-92
83	11:09.2	Anna Ward(MO)	5-30-88
	p8:47.41	Rosario Iglesias(MEX)	10-16-93
84	11:33.0	Hulda Crooks(CA)	7-12-80
85	11:43.2	Anna Ward(MO)	6- 2-90
86	12:09.81	Marilla Salisbury(CA)	9-18-93
88	16:34.6	Eula Weaver(CA)	6-26-77
	17:15	Eula Weaver(CA)	8-18-79

### ONE MILE

35	4:17.33	Maricica Puica(ROM)	8-21-85
	4:39.81i	Ruth Wysocki(CA)	2-13-93
36	4:22.11	Maricica Puica(ROM)	9- 5-86
	5:01.52	Nancy Noonan(OH)	6-30-84
37	4:41.33i	Maricica Puica(ROM)	2-13-88
	5:09.52	Susanne Houlton(GA)	4-13-85
38	4:29.36	Y. Podkopayeva(URS)	8- -90
	5:04	Judy Fox(CA)	7-19-79
39	5:18.23	Christine Monroe(NZL)	11-10-90
	5:19.5	Barbara Pike(CA)	7-12-81
40	4:15.57i	Y. Podkopayeva(URS)	2- 7-93
	4:54.69	Doris Heritage(WA)	-21-83
41	4:28.75	Y. Podkopayeva(URS)	4- 8-79
	5:12.5	Sandra Knott(OH)	12- 6-87
42	5:04.5	Pat Ann Gallagher(GBR)	6-21-80
	5:15.0	Sandra Knott(OH)	8- 8-91
43	4:54.0	Laurie Binder(CA)	1-19-86
44	5:02.31	Barbara Pike(MA)	11-16-91
45	5:28.9	Heather Mathews(NZL)	2-29-83
46	5:19.9	Marilyn Harbin(CA)	9-16-90
	5:21.5	Elaine Statham(GBR)	7-19-89
47	5:14.7	Carol Flexer(WA)	8- 3-85
48	5:34.6i	Sandra Knott(OH)	3- 2-84
49	5:33.5	Vicky Bigelow(CA)	9-15-81
50	5:24.6	Dorothy Stock(CA)	8-27-94
	5:54.7i	Elaine Statham(GBR)	3-27-82
51	5:29.39	Chris McKenzie(NY)	12- 6-87
52	5:50.4i	Jeanne Hoagland(CA)	3-18-84
53	5:57.35i	Mila Kania(NY)	3-24-85
54	5:56.8	Mila Kania(NY)	6- 7-80
55	5:35.0	Margaret Miller(CA)	4-26-94
	5:50.6	Gerda Van Kootin(HOL)	2- 7-81
56	6:02.4i	Molly Turner(CAN)	2-24-90
	6:19.3i	Gloria Brown(NY)	3-27-88
57	6:20.4i	Anne Trigg(FL)	1- 2-82
58	6:40.4i	Mary Lou Carlson(US)	2-19-86
59	6:21.5i	Toshiko D'Elia(NJ)	2-26-89
60	6:43.9	Isabel Foley(NZL)	7-17-94
61	6:43.90	Gloria Brown(NY)	1-25-92
62	6:48.4	Elizabeth Szawlowski(MA)	6-24-94
63	6:24.8	Pat Dixon(OR)	7-17-81
64	6:18.91	Joselyn Ross(GBR)	9-18-91
65	6:35	Pat Dixon(OR)	7-23-82
66	7:41	Dottie Gray(MO)	7-13-89
67	6:41.64	Rosamund Dashwood(CAN)	6- 8-89
68	7:07	Kay Atkinson(CA)	10-30-82
69	6:55.6	Pat Dixon(OR)	6-22-85
70	8:19	Polly Clarke(CO)	6-20-78
71	7:11.10	Pat Dixon(OR)	12- 6-87
72	7:58i	Pearl Mehl(CO)	1-21-84
73	7:26.0	Pat Dixon(OR)	6-24-89
74	8:11i	Grace Burger(GBR)	11- -91
75	12:15i	Edna Berg(MT)	1-11-87
76	8:18.2i	Margaret Lopez(NJ)	3-24-84

73	7:29.22i	Pearl Mehl(CO)	3-28-87
74	10:30.0	Arley Nicholls(AUS)	11-11-87
	12:57	Marilla Salisbury(CA)	8-23-81
75	13:12	Marilla Salisbury(CA)	7-26-83
76	8:58.8	Ivy Granstrom(CAN)	10-18-87
	13:14	Marilla Salisbury(CA)	6- 7-84
77	p14:48.4	Ellen Julius(FL)	10-25-88
79	12:57.0	Marilla Salisbury(CA)	7-11-87
80	9:49.40	Ivy Granstrom(CAN)	5-31-92

### 3000 METERS

35	8:27.83	Maricica Puica(ROM)	9- 7-85
	8:51.84	F. Larrieu-smith(TX)	5- -88
36	8:35.92	Maricica Puica(ROM)	8-28-86
	10:17.72i	Nancy Shafer(OH)	2- 6-88
37	8:39.45	Maricica Puica(ROM)	9- 1-87
	10:34.4	Terrri Lee Busby(US)	5-23-92
	p10:28.4	Patti Ford(NY)	6-30-93
	p10:32.0	Bev Marx(US)	5-18-91
38	9:11.61i	Maricica Puica(ROM)	1-27-89
	10:07.10	Jacqueline Hansen(CA)	8- 1-87
	p9:15.00	F. Larrieu-smith(TX)	- 91
39	9:26.11	Kirsten Hausken(NOR)	8- 1-87
	9:58.94	Darsi Bowden(CA)	5-12-90
40	9:11.2	Joyce Smith(GBR)	4-30-78
	9:59.0	Laurie Binder(CA)	7-30-88
41	10:04	Miki Gorman(CA)	5-22-77
	p10:03.2	Helga Krause(FRG)	8-20-77
42	9:40.2	Joyce Smith(GBR)	4-19-80
	10:15.4i	Nancy Oshier(NY)	1-27-91
43	9:50.4	Evy Palm(SWE)	- 84
	p9:25.62	Laurie Binder(CA)	9- 8-90
44	10:22.2i	Evy Palm(SWE)	- 85
45	9:31.38	Mary Wood(CO)	4- 2-89
	10:46.6i	Evy Palm(SWE)	7- 7-87
46	9:34.7	Barbara Pike(MA)	12-13-86
	10:19.4	Joyce Smith(GBR)	9-15-84
47	9:45.6	Joan Colman(CA)	9- 8-90
	10:53.2	Joyce Smith(GBR)	6-30-85
48	10:00.6	Linda Sipprell(PA)	6-11-82
	10:41.8	Joyce Smith(GBR)	8-24-86
49	10:26.2	Vicky Bigelow(CA)	3-22-84
	10:30.4	Edeltraud Pohl(FRG)	8-29-85
50	10:34.2	Shirley Matson(CA)	9- 8-90
51	10:50.54	Valborg Ostberg(NOR)	7- 5-81
	10:58.44	Joan Colman-ottaway(CA)	5-13-94
52	11:01.0	Edeltraud Pohl(FRG)	8-27-87
	11:24.01	Gina Faust(CA)	8- 6-88
53	11:00.4	Edeltraud Pohl(FRG)	8-25-88
	12:12.2	Gloria Brown(NY)	8- 4-84
	p11:38.0	Edeltraud Pohl(FRG)	7-19-89
54	10:56.76	Kay Willoughby(CA)	9-16-89
	11:14.6	Zofia Turoszt(CT)	7-14-91
55	11:47.94	Edeltraud Pohl(FRG)	6- 5-91
	12:12	Vicky Bigelow(CA)	9-16-89
56	11:50.9	Edeltraud Pohl(FRG)	9-16-89
	12:23.6i	Beryl Skelton(NY)	8-19-84
57	11:47.0i	Kirsten Garbo(NOR)	8-20-83
	12:30.8i	Gloria Brown(NY)	3-27-88
58	11:45.94i	Molly Turner(CAN)	3- 9-91
	13:06.0yi	Ruth Droeger(US)	3- 8-86
59	11:20.2	Molly Turner(CAN)	4- 5-92
	12:25.6	Gladys Lehman(CA)	2-22-81
60	12:26.8	Margaret Miller(CA)	9-16-89
61	12:38.36i	Lieselotte Schultz(FRG)	7-23-86
	14:29.2	Gloria Brown(NY)	6-13-81
62	13:00.0	Lydia Backes(FRG)	3- 7-93
	13:35.8	Kit Pickles(CA)	8- 6-88
63	12:57.0	Nenore Marvin(CAN)	7-30-88
64	12:38.50	Jaclyn Caselli(CA)	8-20-83
	13:15.6	Lieselotte Schultz(FRG)	7-20-85
65	13:00.0	Lieselotte Schultz(FRG)	9-21-85
	13:33.2	Jaclyn Caselli(CA)	7- 6-86
66	11:47.8i	Lieselotte Schultz(FRG)	9-14-86
	13:37.2	Jaclyn Caselli(CA)	7-18-87
67	13:49.0	Dorly Brechbuhl(CAN)	3- 7-92
68	15:14.0i	Jaclyn Caselli(CA)	7-30-88
69	15:30.0	Pat Dixon(OR)	7-24-87
70	15:50.8	Judith Kazdan(CAN)	3-11-89
	15:15.10i	Kay Simon(CA)	8-10-85
	p14:26.0	Jose Waller(GBR)	10- 4-92
71	14:25.2	Ellen McCoy(NM)	3-24-91
	15:01.4i	Pat Dixon(OR)	- -
72	14:07.4	Johanna Luther(FRG)	9-22-84
	17:33.94	Pat Dixon(OR)	6-23-90
		Johanna Luther(FRG)	4-10-86
		Marie Stafford(OR)	6-21-92

73	15:27.4	Ivy Granstrom(CAN)	7-27-85
	15:30.0yi	Pearl Mehl(CO)	3-29-87
74	15:53.8	Johanna Luther(FRG)	6-11-88
	22:51.4	Marilla Salisbury(CA)	7-31-82
75	15:53.6i	Pearl Mehl(CO)	4- 2-89
	16:58.2	Algine Williams(IL)	7-11-92
76	16:33.0	Berto Wielscher(FRG)	9-13-86
	20:27.0i	Pearl Mehl(CO)	3-24-91
78	25:52.4	Marilla Salisbury(CA)	7-12-86
79	21:52.09i	Pearl Mehl(CO)	3-20-93
80	18:20.6	Anne Clarke(IL)	7- 7-90
82	p26:27	Zuzanna Grochowska(NY)	7-2



47	17:40.77	Elaine Statham(GBR)	7-25-91
	17:59.0	Vicky Bigelow(CA)	7-24-82
48	17:48.60	Shirley Matson(CA)	8- 4-89
49	18:01.8	Edeltraud Pohl(FRG)	8-22-85
	18:41.4	Vicky Bigelow(CA)	8-19-84
50	17:25.6	Shirley Matson(CA)	9-26-91
51	18:02.0	Shirley Matson(CA)	8-13-92
52	18:14.59	Edeltraud Pohl(FRG)	7-30-88
	19:02	Mila Kania(NY)	8-12-83
53	18:43.02	Edeltraud Pohl(FRG)	8- 4-89
	19:11.69	Mila Kania(NY)	8-17-84
54	18:25.58	Edeltraud Pohl(FRG)	5- 5-91
	19:17.72	Vicky Bigelow(CA)	8- 4-89
55	18:34.4	Edeltraud Pohl(FRG)	8-17-91
	19:45.6	Marion Irvine(CA)	6-25-85
56	19:07.2	Jean Albury(AUS)	3-28-86
	21:04.76	Christine Curtis(WA)	8-11-94
57	19:44.77	Myfanwy Loudon(FRG)	7-25-91
	20:42.8	Toshiko D'Elia(NJ)	6- 7-87
58	19:26.6	Jean Albury(AUS)	12- 1-87
	20:29.4	Marion Irvine(CA)	12- 1-87
59	19:32.07	Marion Irvine(CA)	8- 4-89
	20:19.4.8	Marion Irvine(CA)	10-19-89
60	20:15.8	Marion Irvine(CA)	9-26-91
62	20:51.63	Shirley Brasher(AUS)	8- 4-89
	21:03.6	Marion Irvine(CA)	8-13-92
63	21:08.74	Joselyn Ross(GBR)	7-25-91
	21:48.87	June Machala(WA)	8-11-94
64	22:20	Helen Dick(CA)	7-16-89
65	21:37.8	Joselyn Ross(GBR)	8-14-93
	22:41.8	Jaclyn Caselli(CA)	7- 5-86
66	22:16.8	Jose Waller(GBR)	10- 2-88
	23:38	Rita Tomassini(GA)	6- 6-87
	22:48.85	Louise Adams(CO)	8- 4-89
68	23:59.52	Jaclyn Caselli(CA)	8- 4-89
69	22:46.68	Lenore Marvin(CAN)	8- 4-89
	24:27.76	Louise Adams(CO)	7-25-91
70	23:21.2	Jose Waller(GBR)	10- 4-92
	24:19.68	Elisabeth Vanbattum(LA)	8-11-94
71	23:38.10	Jose Waller(GBR)	7-17-93
	25:27.0	Louise Adams(CO)	8-11-93
72	25:09.94	Louise Adams(CO)	8-11-94
73	25:23.79	Algene Williams(IL)	8- 4-89
74	25:40.6	Johanna Luther(FRG)	12- 1-87
	27:15.80	Bess James(CA)	9-23-83
75	27:10.76	Algene Williams(IL)	7-25-91
76	25:32.33	Johanna Luther(FRG)	9- 2-89
	31:21.00	Mary Haines(CT)	7-25-91
77	26:10.97	Johanna Luther(FRG)	7-25-91
	30:12.51	Bess James(CA)	8-16-87
78	34:46.93	Ailsa Forbes(NZL)	8- 4-89
	39:04.2	Pearl Mehl(CO)	8-13-92
79	30:22.66	Anne Clarke(IL)	8- 4-89
80	28:32.67	Johanna Luther(FRG)	10-11-93
	30:21.85	Havis Lindgren(CA)	8-16-87
81	30:59.08	Anne Clarke(IL)	7-25-91
82	32:56.74	Ivy Granstrom(CAN)	8- 5-94
	39:47.8	Hulda Crooks(CA)	6-24-78
83	36:36	Ivy Granstrom(CAN)	9-28-94
	39:09	Mary Ames(CA)	2-14-87
84	40:05	Mary Ames(CA)	5-30-87
85	41:56.2	Mary Ames(CA)	4-30-88
86	37:02.30	Hatsue Nishiyama(JPN)	10-11-93

## 10,000 METERS

35	31:20.28	Ingrid Kristiansen(NOR)	8-10-91
	31:35.52	F. Larrieu-smith(TX)	9-30-88
36	33:10.62	Magda Llands(BEL)	8-30-86
	34:07.8	Pat Storey(CA)	3-23-85
	p32:00.24	Tatyana Pozdnyakova(URS)	- -91
37	33:08.99	Ellen Messinghaeg(FRG)	8- 2-85
	34:27.23	Regina Joyce(WA)	8-13-94
	p32:35.2	Charlotte Teske(FRG)	- -87
38	31:28.92	F. Larrieu-smith(TX)	4- 4-91
39	33:34.7	Priscilla Welch(GBR)	6- 2-84
	36:00.3	Judy Fox(CA)	6-27-80
40	33:50.02	Birgit Bringslid(SWE)	8- 3-86
	35:20.59	Laurie Binder(CA)	8-14-87
41	35:15.10	Doris Schlosser(FRG)	7-11-86
	37:49.63	Dawn Welch(OR)	8- 4-89
	p35:50	Niki Gorman(CA)	- -77
42	34:26.4	Joyce Smith(GBR)	2-27-80
	35:45.6	Niki Gorman(CA)	9- 3-77
43	33:00.78	Evy Palm(SWE)	7-27-85
	36:21.9	Niki Gorman(CA)	7-27-79
44	32:47.25	Evy Palm(SWE)	7- 5-86
	36:17.60	Mary Wood(CO)	8- 4-89

45	35:56.20	E. Mary Robinson(GBR)	7-17-93
	40:19.8	Dorothy Stock(CA)	6-24-78
	p32:41.98	Evy Palm(SWE)	- -87
46	32:34.05	Evy Palm(SWE)	9- 4-88
	38:52.28	Mary Wood(CO)	7-21-91
47	36:51.96	Els Reap(NOL)	7-15-94
	38:10.89	Joan Colman-ottaway(CA)	7-21-91
48	37:07.0	Edeltraud Pohl(FRG)	4-26-85
	38:19.8	Vicky Bigelow(CA)	8-21-83
49	38:33.24	Elaine Statham(GBR)	10- 8-93
	40:38.2	Dorothy Stock(CA)	6-19-82
50	35:37.0	Valborg Ostberg(NOR)	7-26-81
	40:49.9	Ruth Anderson(CA)	7-27-79
51	36:51.6	Edeltraud Pohl(FRG)	6-21-88
	37:38.67	Shirley Matson(CA)	8-15-92
52	40:56.8	Jean Albury(AUS)	4- 9-82
	42:38.30	Judy Groombridge(WA)	8-15-92
53	36:51.28	Ursula Oedermtt(SUI)	10- 8-93
	45:09	Barbara Dibble(AZ)	1-14-84
54	38:38.44	Edeltraud Pohl(FRG)	7- 4-91
	40:13.2	Margaret Miller(CA)	6-22-80
55	38:38.6	Jean Albury(AUS)	4- 5-85
	41:32.2	Toshiko D'Elia(NJ)	8-23-85
56	40:30.2	Jean Albury(AUS)	3-28-86
	42:21.96	Toshiko D'Elia(NJ)	7-18-86
57	42:12.8	Peggy Fletcher(GBR)	7-23-88
	43:09.8	Helen Dick(CA)	7-10-82
58	40:03.8	Jean Albury(AUS)	11-28-87
	42:39.8	Marion Irvine(CA)	8- 4-89
59	40:37.13	Marion Irvine(CA)	11-28-87
60	42:18	Jean Albury(AUS)	4-13-90
	47:26.4	Jaclyn Caselli(CA)	5-30-81
61	43:01.2	Joselyn Ross(GBR)	7- 9-89
	43:26.17	Marion Irvine(CA)	7-21-91
62	43:58.66	Shirley Brasher(AUS)	7-29-89
	44:39.05	Marion Irvine(CA)	8-15-92
63	44:51.0	Pat Dixon(OR)	7-16-82
64	47:00.46	Shirley Brasher(AUS)	7-21-91
	48:48.8	Jaclyn Caselli(CA)	6-22-85
65	44:21.0	Lieselotte Schultz(FRG)	7-16-85
	49:22.41	Jaclyn Caselli(CA)	7-18-86
66	47:27.6	Jose Waller(GBR)	7-31-88
	66:10.2	Amy Ernst(US)	5-30-88
67	44:30.97	Lieselotte Schultz(FRG)	8-13-87
	52:46.38	Althea Wetherbee(MY)	7-18-86
68	49:58.20	Pat Dixon(OR)	8-14-87
69	48:56.38	Jose Waller(GBR)	7-21-91
	64:52	Bess James(CA)	8-18-79
70	48:33.8	Jose Waller(GBR)	6- 7-92
	50:28.33	Pat Dixon(OR)	8- 4-89
71	48:10.98	Jose Waller(GBR)	7-17-93
	50:54	Mary Varani(MI)	6-24-89
72	52:17.28	Louise Adams(CO)	8-13-94
73	53:36.45	Algene Williams(IL)	8- 4-89
74	55:34.6	Johanna Luther(FRG)	11-28-87
	62:45.70	Bess James(CA)	9-25-83
75	53:20.50	Johanna Luther(FRG)	7-29-89
	56:59.33	Algene Williams(IL)	7-21-91
76	64:58.0	Ivy Granstrom(CAN)	11-28-87
	70:27.87	Mary Haines(CT)	7-21-91
77	53:13.63	Johanna Luther(FRG)	7-21-91
79	66:56.0	Berta Nielscher(FRG)	11-28-87
	93:46.4	Marilla Salisbury(CA)	8- 1-87
80	1:47:2	Marilla Salisbury(CA)	11-28-87
81	65:47.2	Anne Clarke(IL)	7- 6-91
82	73:33.0	Ivy Granstrom(CAN)	8-13-94
84	1:24:43.0	Mary Ames(CA)	7-11-87

## ONE HOUR RUN

35	9-1044	15.439 Cindy Dalrymple(HI)	7-23-77
36	9-1124	15.512 Marilyn Paul(OR)	7-20-74
37	10-195	16.272 Zina Marchant(GBR)	3-30-88
	9-1607	15.954 Vicki Foltz(US)	6-16-81
38	9-549	14.986 Judy Groombridge(WA)	7-15-78
39	9-565	15.001 Joni Pendleton(US)	6-17-86
40	9-1056	14.450 Claudine Bury(BEL)	9-17-93
	9-515	14.955 Judy Groombridge(WA)	7-10-80
41	9-1044	15.439 Patricia Thomas(WA)	8-22-81
42	9-1050	15.444 P. Ketelsiegers(BEL)	8- 1-90
	9-575	15.010 Linda Sippelle(DC)	10-12-77
43	9-1197	15.579 Linda Sippelle(DC)	7-29-78
44	9-812	15.227 P. Ketelsiegers(BEL)	7-30-92
	9-545	14.982 Mary Czarpata(WI)	9-23-79
45	9-1609	15.955 P. Ketelsiegers(BEL)	9-24-93
	9-376	14.828 Marilyn Arbins(CA)	3-26-83
46	8-1693	14.423 Ruth Anderson(CA)	6-12-76
47	8-1291	14.055 Ruth Anderson(CA)	5-28-77

48	9-374	14.826 Dorothy Stock(CA)	8- 4-81
49	8-1504	14.250 Dorothy Stock(CA)	8-17-82
50	8-1564	14.305 Nikki Hobson(CA)	4-25-81
51	9-621	15.052 Greet Wanaar(NOL)	9-16-93
	8-1909	14.620 Nola Bruhn(NL)	8- 5-80
52	8-922	13.718 Margaret Miller(CA)	7-29-78
53	8-107	12.973 Barbara Meadows(AZ)	-11-48
54	8-706	13.520 Barbara Meadows(AZ)	11-10-84
55	8-694	13.509 M. Vancaekenbergh(BEL)	9-29-90
	8-638	13.458 Barbara Meadows(AZ)	11-10-85
56	7-78	11.337 Violet Leonard(WV)	5- 8-77
	p7-434	11.662 Laurel Henley(US)	5- 7-72
57	7-1269	12.426 Betty Morrish(GBR)	3-30-88
	7-128	11.382 Violet Leonard(WV)	5- 6-78
58	7-1021	12.199 Marcie Trent(AK)	7-18-76
59	7-550	11.768 Dorothy Stock(CA)	5-20-92
60	7-865	12.056 Betty Morrish(GBR)	6-16-91
	6-1242	10.792 Virginia Hastings(CA)	6-11-85
61	8-10	12.884 Marcie Trent(AK)	7-28-79
62	8-219	13.075 Marcie Trent(AK)	7- -80
63	7-1370	12.518 Marcie Trent(AK)	7-18-81
64	6-496	10.110 Margaret Lee(HI)	7-14-84
65	5-1479	9.399 June Byrnes(OH)	9-14-86
66	6-1024	10.592 Mary Lahaie(FL)	9-11-82
67	7-87	11.345 Gerry Davidson(CA)	6-11-88
68	7-400	11.631 Gerry Davidson(CA)	5-24-89
69	5-397	8.410 Edna Berg(MT)	1-26-85
70	6-52	9.704 Alice Verbel(CA)	9-14-86
71	6-1372	10.911 Grace Burger(GBR)	6-16-91
	5-5 i	8.051 Edna Berg(MT)	1-11-87
72	6-860	10.442 Grace Burger(GBR)	6-21-92
73	5-1124	9.075 Felicitas Salazar(CA)	8-17-82
74	5-1431	9.355 Felicitas Salazar(CA)	7-26-83
75	4-74	6.505 Marilla Salisbury(CA)	7-26-83
76	4-167	6.590 Marilla Salisbury(CA)	6- 7-84
78	3-1449	6.153 Marilla Salisbury(CA)	6-17-86
80	4-180	6.602 Marilla Salisbury(CA)	6-11-88
84	4-668	7.048 Mary Ames(CA)	7-11-87

## 2000 METER STEEPLECHASE

35	7:05.96	Veronica Boden(GBR)	7-17-94
	p8:22.89	Sue Grigsby(WA)	8-14-92
36	8:04.55	Maria Sahuquillo(SPA)	7-27-91
	8:10.38	Kim Rupert(CA)	7-27-91
	p7:45.56	Marjetjie Geronico(RSA)	10-13-93
37	7:48.32	Victoria Adams(NZL)	7-27-91
	8:00.0	Kim Rupert(CA)	7-25-92
38	7:22.34	Sally Young(GBR)	7-17-94
	8:05.51	Kim Rupert(CA)	10-13-93
39	7:29.70	Victoria Adams(NZL)	3-13-93
	7:58.54	Kim Rupert(CA)	8-12-94
40	8:07.6	Judith Stewart(NZL)	3- 4-89
41	7:57.65	Jane Holmes(GBR)	8- 5-89
	10:20.96	Susan Ward(CA)	8- 5-89
42	7:58	Antionette Shaw(AUS)	4-14-90
	8:12.83	Susanne Houlton(GA)	8- 5-89
43	7:50.6	Antionette Shaw(AUS)	11-30-91
44	7:48.8	Antionette Shaw(AUS)	1- 4-92
	p12:42.67	Cheryl Kincaid(CA)	10-13-93
45	7:45.96	Joan Colman(CA)	8- 5-89
46	8:41.64	Erica Mercer(AUS)	8- 5-89
47	7:54.19	Margaret Orman(NZL)	8- 5-89
	8:06.60	Joan Colman-ottaway(CA)	7-27-91
48	7:50.2	Joan Colman-ottaway(CA)	7-25-92
49	7:38.08	Margaret Orman(NZL)	7-27-91
50	7:58.2	Margaret Orman(NZL)	3-14-92
	8:10.47	Joan Colman-ottaway(CA)	8-12-94
51	7:43.99	Margaret Orman(NZL)	3-13-93
52	8:12.2	Margaret Orman(NZL)	7- 8-94
	10:06.19	Judy Groombridge(WA)	8-14-92
54	10:26.4	Ruth Carrier(CAN)	6- 9-85
	10:28.34	Tami Graf(CA)	6-22-91
55	9:52.28	Sally Strazdins(US)	8- 5-89
56	10:06.2	Ruth Carrier(CAN)	8- 2-87
57	9:52.25	Sally Strazdins(PA)	7-27-91
58	10:10.4	Ruth Carrier(CAN)	6-11-89
59	12:22.27	Alet Ten Tusscher(RSA)	10-13-93
60	11:04.56	Ruth Carrier(CAN)	7-27-91
61	10:29.91	Wan Little(NZL)	4- 2-88
62	11:28.91	Ruth Carrier(CAN)	10-13-93
65	15:46.83	Mitsuko Miura(JPN)	10-13-93
66	12:44.78	Tina Smit(AUS)	4-18-92

## 100 METER HURDLES (30"/33")

35	13.13	Y. Chemysheva(RUS)	6-19-93	
	13.60hep	Jane Frederick(CA)	9-26-87	
	p13.59	Cindy Greiner(US)	8- 1-92	
	36	13.74hep	Jane Frederick(CA)	6-15-88
	37	13.70hep	Jane Frederick(CA)	6-13-89
	3			

59	15.8hsp	Kirsten Hveem(NOR)	8-24-84
	17.67	Christel Miller(CA)	8-12-94
	17.68	Betty Vosburgh(US)	8- 5-90
	w15.40	Kirsten Hveem(NOR)	8-21-84
	w16.91	Betty Vosburgh(GA)	6- 8-91
60	15.56	Kirsten Hveem(NOR)	6-25-85
	16.45	Betty Vosburgh(GA)	7-21-91
61	14.78	Asta Larsson(SWE)	10-10-83
62	15.78	Kirsten Hveem(NOR)	11-29-87
	19.7	Patricia Peterson(NY)	5-28-86
63	15.6	Kirsten Hveem(NOR)	7-29-84
	20.4	Patricia Peterson(NY)	5-27-89
64	17.3	Colleena Blair(NZL)	7- 4-94
	19.44	Leonore McDaniels(VA)	8-14-92
65	18.33	Isabella Hofmeyr(RSA)	10-10-93
	19.3pen	Leonore McDaniels(VA)	7-10-93
66	18.8	Patricia Peterson(NY)	7-12-92
67	18.25	Judith Ann Knight(AUS)	10- 1-94
	21.5pen	Johnnye Valien(TX)	7-10-93
68	18.62	Rosaline Sole(NZL)	9-28-83
	18.66	Johnnye Valien(TX)	6- 9-94
69	19.01	Johnnye Valien(TX)	8-12-94
72	27.74	Rosaline Sole(NZL)	11-29-87
73	20.89	Rosaline Sole(NZL)	7-22-89
75	27.89	Rosaline Sole(NZL)	7-21-91

## 400 METER HURDLES (30'')

35	54.37	Marina Stepanova(URS)	8- 2-85
	65.8	Phil Raschker(GA)	8-14-82
36	52.94	Marina Stepanova(URS)	9-17-86
	71.05	Donna Nielsen(CA)	8-13-94
37	55.25	Marina Stepanova(URS)	7- 2-87
	73.55	Skipper Clark(NY)	8-23-85
38	65.32	Eileen Hindle(AUS)	12- 5-87
39	68.14	Tuula Torini(FIN)	7-25-91
	70.68	Phil Raschker(GA)	7-19-86
40	65.03	Phil Raschker(GA)	12- 5-87
	65.03	Christine Turner(NZL)	12- 5-87
41	66.16	Inger Kulstad(NOR)	8- 3-89
	71.60	Tina Stough(CA)	8-13-94
	p62.93	Karin Von Riewel(FRG)	6-30-90
42	70.7	Susanna Cronje(RSA)	4-25-87
	79.3	Skipper Clark(NY)	8-26-90
43	62.8	Jan Hynes(AUS)	11- 7-87
	80.79	Skipper Clark(NY)	7-25-91
44	67.36	Anna Edinger(AUT)	10-13-93
	86.22	Debbie Stiles(MD)	8-13-93
45	64.8	Jan Hynes(AUS)	11-11-89
	71.20	Pamela Calvert(MD)	7- 6-91
46	68.72	Marge Allison(NZL)	7-25-91
	94.0	Barbara Stewart(NY)	6-21-88
47	p68.51	Jorunn Sundal(NOR)	10-13-93
	64.4	Marge Allison(NZL)	10-19-91
	95.18	Ann Carter(GA)	7-21-89
48	69.42	F. Kummerle-valk(FRG)	8- 3-89
49	64.09	Jan Hynes(AUS)	4- 3-94
52	82.9	Veronica Welgemoed(RSA)	5-19-84

## 300 METER HURDLES (30'')

50	45.8	Jan Hynes(AUS)	9- 3-94
	73.60	Ann Carter(GA)	5-29-92
51	55.39	Erika Sauer(FRG)	7-25-91
	67.0	Ann Carter(GA)	9-25-93
52	51.41	Jean Hullst(GBR)	7-25-91
	66.67	Marion Coffee(US)	7- 6-91
53	56.87	Kimiko Nakamura(JPN)	7-25-91
	66.11	Tami Graf(CA)	8- 3-89
	p53.29	Kristina Karlsson(SWE)	10-13-93
54	53.22	Colleen Mills(NZL)	12- 5-87
	72.66	Tami Graf(CA)	6-23-91
55	52.96	Corrie Roovers(HOL)	7- 7-91
56	52.11	Corrie Roovers(HOL)	7-25-91
57	54.09	Corrie Roovers(HOL)	6-12-93
58	54.58	Corrie Roovers(HOL)	10-13-93
59	57.2	Betty Vosburgh(GA)	5-27-91
60	56.80	Betty Vosburgh(GA)	7- 6-91
61	58.59	Asta Larsson(SWE)	10-13-93
	58.88	Betty Vosburgh(GA)	8-15-92
62	65.51	Isabella Hofmeyr(RSA)	4-19-91
	71.74	Patricia Peterson(NY)	8- 4-88

63	68.01	Patricia Peterson(NY)	8- 3-89
64	67.40	Leonore McDaniels(VA)	8-15-92
65	65.67	Isabella Hofmeyr(RSA)	10-13-93
	66.9	Leonore McDaniels(VA)	7-17-93
66	71.7	Patricia Peterson(NY)	6-20-92

## HIGH JUMP

35	6'2	1.88 Debbie Brill(CAN)	4-23-88
	5'10	1.78 Jane Frederick(CA)	8-31-87
	p6'2	1.88 Cindy Greiner(US)	6-20-92
	p6'0 1/2	1.84 Jane Frederick(CA)	- 87
36	6'1 1/4	1.86 Jane Frederick(CA)	6-15-88
37	5'10 1/2	1.79 Jane Frederick(CA)	6-13-89
38	5'5	1.65 Stanka Prezelj(YUG)	6-30-90
	5'1	1.55 Phil Raschker(GA)	5- 4-85
39	5'7	1.70 Alena Plischke(AUT)	11-29-87
	5'1 3/4	1.57 Phil Raschker(GA)	10-25-86
40	5'5	1.65 Alena Plischke(AUT)	6-25-88
	5'1	1.55 Phil Raschker(GA)	7-11-87
41	5'5	1.65 Alena Plischke(AUT)	8- 3-89
	5'4 1/2	1.64 Phil Raschker(GA)	9-17-88
42	5'5 3/4	1.67 Yordanka Blagoeva(BUL)	8- 3-89
	5'3 3/4	1.62 Phil Raschker(GA)	5-20-89
43	5'3 3/4	1.62 Alena Plischke(AUT)	7-23-91
	5'1 3/4	1.57 Phil Raschker(GA)	8- 3-90
44	5'1 3/4	1.57 E. Springmann(FRG)	11-29-87
45	5'2 1/4	1.51 Phil Raschker(GA)	3-24-91
	4'11	1.58 Alena Plischke(AUT)	10-11-93
	4'11	1.50 Phil Raschker(GA)	5-23-92
	4'7 1/4	1.60 Phil Raschker(GA)	8-11-93
47	5'1 3/4	1.57 Phil Raschker(GA)	3- 5-94
48	4'9	1.45 Christel Hauser(FRG)	7-23-91
	4'9	1.45 F. Kummerle-valk(FRG)	7-27-89
	4'2 3/4	1.29 Christel Miller(CA)	7- 2-83
49	4'10	1.45 Marianne Bayer(FRG)	7-19-85
	4'2	1.47 E. Krzesinska(POL)	5- 8-83
	p4'2	1.27 Christel Miller(CA)	8-17-84
	p4'2	1.27 Marlene Sachs(VT)	8-11-93
50	4'10	1.47 Dorothy Tyler(GBR)	6-14-70
	4'4 1/4	1.33 Christel Miller(CA)	8-10-85
	4'4 1/2	1.33 Becky Sisley(OR)	8- 3-89
51	4'8 1/4	1.43 Corrie Roovers(HOL)	7-31-86
	4'4 1/2	1.33 Christel Miller(CA)	3-29-86
52	4'8	1.42 Corrie Roovers(HOL)	12- 3-87
	4'4 3/4	1.34 Becky Sisley(OR)	6-23-91
53	4'7 1/4	1.40 Daphne Pirie(AUS)	6-22-85
	4'4	1.32 Christel Miller(CA)	7-16-88
54	4'9	1.45 Taisija Tsentsik(URS)	8- 3-89
	4'4	1.32 Christel Miller(CA)	7-21-89
55	4'8 1/4	1.43 Taisija Tsentsik(URS)	7-23-91
	4'2 3/4	1.29 Christel Miller(CA)	8- 2-90
56	4'6 1/4	1.38 C. Schmelbruch(FRG)	10-11-93
	4'0 1/2	1.23 Christel Miller(CA)	3-24-91
57	4'3 1/4	1.30 C. Wippensteg(FRG)	6-23-85
	4'2	1.27 Christel Miller(CA)	7-12-92
	p4'3 1/4	1.30 T. Tchentschik(URS)	10-11-93
58	4'1 1/2	1.26 Kirsten Hveem(NOR)	8-12-93
	4'1 3/4	1.26 Christel Miller(CA)	9-28-83
59	4'1 3/4	1.26 Christel Miller(CA)	3- 5-94
60	4'3 1/4	1.30 Rosemary Chrimes(GBR)	9-26-93
	3'10 1/2	1.18 Betty Vosburgh(GA)	7- 5-91
61	4'1 1/4	1.25 Daphne Pirie(AUS)	10-11-93
	3'19 1/4	1.15 Betty Vosburgh(GA)	5- 1-93
62	4'0 3/4	1.24 Kirsten Hveem(NOR)	12- 3-87
	3'11	1.19 Leonore McDaniels(VA)	8- 3-90
63	4'1 1/4	1.25 Leonore McDaniels(VA)	3-24-91
	4'1 1/4	1.25 Elsa Enarsson(SWE)	10-11-93
64	4'1	1.24 Leonore McDaniels(VA)	5- 2-92
65	4'2	1.27 Leonore McDaniels(VA)	8-11-93
66	3'11 3/4	1.21 Leonore McDaniels(VA)	5- 7-94
67	3'9 3/4	1.16 Helgi Pedel(CAN)	7-23-91
	3'9	1.14 Mary Bowermaster(OH)	3-30-85
68	3'9 1/4	1.15 Audrey Wood(NZL)	5- 8-92
	3'8	1.12 Mary Bowermaster(OH)	7-18-86
69	3'11 1/4	1.20 Helgi Pedel(CAN)	8-14-93
	3'17	1.09 Mary Bowermaster(OH)	6-27-87
	p3'7	1.09 Cornelia Spivey(VA)	5-21-88
70	3'9 1/4	1.15 Gwen Davidson(AUS)	4-11-93
	3'8 1/2	1.13 Mary Bowermaster(OH)	11-28-87
71	3'7	1.09 Mary Bowermaster(OH)	6-12-89
72	3'5 1/4	1.05 Margaret Hinton(TX)	8- 5-94
73	3'5	1.04 Mary Bowermaster(OH)	8- 3-90
74	3'6 1/4	1.07 Helga Mitschke(FRG)	11-28-87
	3'3	0.99 Shiela Evans(IN)	7-21-89
75	3'4	1.01 Vivian Nelson(PA)	7- 3-88
76	3'1 3/4	0.96 Annchen Reiler(FRG)	7-23-91

77	3'4 1/2	1.03 Berta Hielscher(FRG)	9-20-86
	3'0	0.91 Marie Uebel(MD)	6-22-89
	p3'2	0.96 Inga Van Hortensau(CO)	9- 2-89
79	3'1 1/2	0.95 Berta Hielscher(FRG)	11-28-87
80	2'10 3/4	0.88 Berta Hielscher(FRG)	8- 3-89
82	2'10 3/4	0.88 Margareta Sarvana(FIN)	7-23-91
85	2'7 1/2	0.80 Margareta Sarvana(FIN)	1-26-94

## POLE VAULT

35	8'0	2.44 Phil Raschker(GA)	8- 7-82
36	8'10 1/4	2.70 M. Claire Fabardine(FR)	7-20-91
	8'10 1/4	2.70 Maret Kalviste(URS)	7-20-91
37	4'1 1/4	1.25 Heidi Dunham(NI)	12-31-80
38	9'2 1/4	2.80 Maret Kalviste(URS)	10-10-93
39	6'6 3/4	2.00 Liz McBlain(CAN)	8- 2-87
40	5'11	1.80 Liz McBlain(CAN)	8-28-88
	p7'2 1/2	2.19 Ritsuko Murayama(JPN)	10-10-93
41	8'0 1/4	2.45 Phil Raschker(GA)	8- 6-88
42	8'1	2.46 Phil Raschker(GA)	7-30-89
43	8'6	2.59 Phil Raschker(GA)	8- 4-90
44	9'10 1/4	3.00 Phil Raschker(GA)	7- 6-91
45	9'4 1/4	2.85 Phil Raschker(GA)	5-30-92
46	10'3 3/4	3.14 Phil Raschker(GA)	10-10-93
47	11'1	3.38 Phil Raschker(GA)	5-17-94
48	8'2 3/4	2.51 Petra Pieteraen(RSA)	3-20-92
	5'11	1.80 Barbara Stewart(NY)	8-11-90
49	8'3 1/4	2.52 Petra Pieteraen(RSA)	10-10-92
	4'10	1.47 Barbara Stewart(NY)	1- 4-91
50	9'6 1/4	2.90 Pat McNab(GBR)	6- 6-93
	6'0 3/4	1.85 Barbara Stewart(NY)	8-14-92
51	7'2 3/4	2.20 Barbara Stewart(NY)	9-11-93
52	7'4 1/4	2.24 Barbara Stewart(NY)	6-11-94
53	7'1 3/4	2.18 Joy McDonald(FL)	8- 6-94
54	5'7	1.70 Vasantha Samuel(IND)	7-20-91
55	6'6 1/4	1.99 Becky Sisley(OR)	7- 8-94
56	6'6 1/4	1.38 Vasantha Samuel(IND)	10-10-93
57	6'2 3/4	1.90 Dorothy McLennan(IRL)	7-17-93
58	6'6 3/4	2.00 Dorothy McLennan(IRL)	10-18-93
	5'1 1/2	1.56 Lucy Ann Brobst(MC)	2-16-92
59	4'5	1.34 Lucy Ann Brobst(MC)	8-14-92
	p5'0 3/4	1.54 Hideri Yamamoto(JPN)	10-10-93
60	4'9	1.45 Lucy Ann Brobst(MC)	8-12-93
63	3'10	1.17 Shirley Kinsey(CA)	6- 6-93
64	6'0 3/4	1.85 Leonore McDaniels(VA)	8-14-92
65	6'6 1/4	1.99 Leonore McDaniels(VA)	3- 6-93
66	4'11 3/4	1.52 Leonore McDaniels(VA)	5- 7-94
72	4'5 1/4	1.30 Margaret Hinton(TX)	8- 6-94
73	4'7 1/4	1.40 Margaret Hinton(TX)	9-27-94

## LONG JUMP

35	21'4	6.50 Willye White(US)	10-26-74
	21'4	6.50 Marie Lambour(EUR)	8-21-88
	w21'7 1/2	6.59 Ar Jusila(EUR)	7-31-88
36	21'7 1/4	6.58 Maryna Yarnickirk(RSA)	2-20-91
	20'2	6.16 Willye White(US)	3- 3-75
37	21'0 1/2	6.41 Franciska Janssen(NOL)	7-15-82
	20'10 1/2	6.36 Willye White(US)	6-12-76
38	19'4	5.89 Jan Hynes(AUS)	2-19-83
	16'11 1/2	5.17 Phil Raschker(GA)	6- 8-85
	w17'11 1/2	5.47 Phil Raschker(GA)	5- 4-85
39	19'6 1/4	5.95 Franciska Janssen(NOL)	8-22-84
	16'10 1/2	5.14 Phil Raschker(GA)	2-22-86
	w17'10 1/2	5.45 Phil Raschker(GA)	7-27-86
	w17'5 3/4	5.33 Phil Raschker(GA)	7-19-86
40	20'1 1/4	6.13 Franciska Janssen(NOL)	6-13-85
	18'5	5.61 Phil Raschker(GA)	3-28-87
	w20'4 1/2	6.21 Franciska Janssen(NOL)	7- 7-85
	w18'8 3/4	5.71 Phil Raschker(GA)	8-14-87
41	19'4 1/4	5.90 Anna Wlodarczyk(POL)	8-15-92
	17'10	5.43 Phil Raschker(GA)	3-19-88
42	18'1	5.51 Phil Raschker(GA)	7-29-89
43	18'4	5.59 Helen Searle(AUS)	4- 2-83
	17'2	5.23 Phil Raschker(GA)	3-24-90
44	18'0 1/2	5.50 Phil Raschker(GA)	3-23-91
45	18'2 1/4	5.54 Phil Raschker(GA)	2-20-93
46	18'0 1/4	5.49 Jan Hynes(AUS)	10-21-90
	17'9 3/4	5.43 Phil Raschker(GA)	3-20-93
47	18'10 1/2	5.75 Phil Raschker(GA)	3- 5-94
48	16'6 3/4	5.05 Edith Graf(BEL)	7- 4-90
	15'1	4.60 Shirley Smith(FR)	6-11-83
49	16'9 1/2	5.12 E. Krzesinska(POL)	5- 8-83
	12'9 3/4	3.90 Evelyn Hobbs(NY)	6-25-88
50	17'2 3/4	5.25 Jan Hynes(AUS)	9-28-94
	13'7	4.14 Christel Miller(CA)	3-30-85


51	15'7 3/4	4.77 Wendy Marie Ey(AUS)	7-29-89
	15'7 3/4	4.77 Inga Stenbrink(SWE)	7-25-91
	13'5 1/2	4.10 Becky Sisley(OR)	7-27-90
	p16'4	4.98 Hildegund Burkler(FRG)	8-23-85
	w16'7 1/4	5.06 Keethi Diener(FRG)	9-27-86
	w14'0 1/2	4.28 Irene Obera(CA)	9-14-85
52	15'3 1/2	4.66 Olga Oldrichova(CZE)	8- 6-80
	12'9 3/4	3.90 Christel Miller(CA)	3-28-87
	p15'5 3/4	4.72 Corrie Roovers(HOL)	- 88
	w13'11 1/4	4.25 Irene Obera(CA)	7-19-86
	w13'9 1/		

36	36'7	11.15	Phil Raschker(GA)	9-18-83
	W37'8	11.48	Maret Kalviste(URS)	7-27-91
	W36'9	11.20	Phil Raschker(GA)	5- 7-83
37	40'8 1/4	12.40	C. Geremias(BRA)	10-13-93
	35'3 3/4	10.76	Phil Raschker(GA)	5- 4-84
38	37'11 1/2	11.57	Arsa Jussila(FIN)	7-27-91
	30'2	9.19	Phil Raschker(GA)	8-24-85
	W33'11 1/2	10.35	Phil Raschker(GA)	5- 3-85
	W31'5 1/4	9.58	Kathleen Pierce(NY)	7-20-86
39	37'7 1/2	11.47	Eileen Hindle(AUS)	1-16-88
	34'1	10.39	Phil Raschker(GA)	6- 3-86
	W34'9 1/4	10.60	Phil Raschker(GA)	10-25-86
40	39'7 1/4	12.07	Anna Wlodarczyk(POL)	7-27-91
	36'7 1/2	11.16	Phil Raschker(GA)	12- 1-87
	W37'0 1/2	11.29	Phil Raschker(GA)	12- 1-87
41	40'3 1/2	12.28	Anna Wlodarczyk(POL)	5-23-92
	35'4 1/2	10.78	Phil Raschker(GA)	3-20-88
42	39'2 1/2	11.95	Akiko Ohinata(JPN)	9-11-92
	37'3	11.35	Phil Raschker(GA)	8- 1-89
43	39'4 1/2	12.00	Akiko Ohinata(JPN)	10-13-93
	33'8	10.26	Phil Raschker(GA)	6- 9-90
44	34'4 1/4	10.47	Phil Raschker(GA)	7- 5-91
	W37'6	11.43	Danielle Desmier(FRG)	8-13-93
45	36'9 3/4	11.22	Margaret Taylor(AUS)	3-19-94
	33'10 1/4	10.32	Phil Raschker(GA)	4- 3-92
46	35'6	10.82	Phil Raschker(GA)	3-19-93
47	30'3	9.22	Patricia Oakes(GBR)	7-17-93
	29'5 1/2	8.98	Joanne Grissom(IN)	8-25-85
48	30'5 3/4	9.29	Pat McNab(GBR)	7-27-91
	27'2 1/2	8.29	Christel Miller(CA)	5-21-83
	W32'0	9.75	Helen Searle(AUS)	11-29-87
	W30'10	9.40	Una Lund(AUS)	4-15-90
49	31'8	9.65	Edith Graff(BEL)	5-25-91
	27'1	8.25	Becky Sisley(OR)	7-23-88
50	33'1	10.08	Erika Springmann(FRG)	10-13-93
	27'9	8.46	Becky Sisley(OR)	8- 1-89
51	32'7 3/4	9.95	Helen Searle(AUS)	9-22-90
	28'4 1/4	8.64	Becky Sisley(OR)	8- 5-90
52	32'0 3/4	9.77	Helen Searle(AUS)	7-27-91
	28'11	8.81	Becky Sisley(OR)	7-27-91
	p32'1	9.78	Chieko Nakamura(JPN)	10-13-93
53	34'11	10.64	Kimiko Nakamura(JPN)	11- 2-91
	27'5 1/2	8.37	Christel Miller(CA)	3-20-88
54	32'6 1/2	9.92	Helen Searle(AUS)	10-13-93
	27'9 1/2	8.47	Christel Miller(CA)	5- 7-89
55	31'9 1/4	9.68	E. Krzesinska(POL)	8- 1-89
	26'6 1/4	8.08	Christel Miller(CA)	8- 5-90
56	32'2 3/4	9.82	C. Schmalbruch(FRG)	10-13-93
	26'2 1/2	7.99	Christel Miller(CA)	7-27-91
	W28'1	8.56	Magdalena Kuehne(CA)	11-28-87
	W26'8 1/2	8.14	Magdalena Kuehne(CA)	8-29-87
57	29'2 1/2	8.90	Carina Graham(GBR)	10-13-93
	26'6	8.08	Magdalena Kuehne(CA)	6- 4-88
	W27'7 1/4	8.41	Magdalena Kuehne(CA)	8- 5-88
58	27'2	8.28	Magdalena Kuehne(CA)	5- 7-89
59	25'11	7.90	Magdalena Kuehne(CA)	8- 5-90
	p28'5 1/4	8.67	Nihoko Kanegawa(BRA)	10-13-93
60	27'10 3/4	8.50	Gerd Mjeldel(NOR)	10-13-93
	25'3 1/2	7.71	Betty Vosburgh(GA)	4- 3-92
61	27'3 1/2	8.32	Patricia Carr(AUS)	10-13-93
	26'5	8.05	Betty Vosburgh(GA)	8-14-92
62	27'6	8.38	Shirley Peterson(NZL)	2- 3-91
	26'2 1/4	7.98	Magdalena Kuehne(CA)	10-13-93
	W28'11 3/4	8.83	Kirsten Hveem(NOR)	12-10-87
	W28'9 3/4	8.78	Kirsten Hveem(NOR)	11-28-87
63	28'7 3/4	8.73	Shirley Peterson(NZL)	10-19-91
	26'1 3/4	7.97	Leonore McDaniels(VA)	7-27-91
64	27'3 1/2	8.32	Shirley Peterson(NZL)	2-21-93
	25'2	7.67	Leonore McDaniels(VA)	8-14-92
65	29'7 1/2	9.03	Shirley Peterson(NZL)	10-13-93
	25'9 3/4	7.87	Leonore McDaniels(VA)	7-31-93
66	24'9	7.55	Gwen Davidson(AUS)	7-20-89
	22'3	6.78	Leonore McDaniels(VA)	5- 7-94
	W23'1 1/4	7.04	J. Sullivan(SC)	7-27-91
67	24'3 1/4	7.40	Gwen Davidson(AUS)	4- 1-90
	21'5	6.53	J. Sullivan(SC)	1-12-92
68	22'7 1/2	6.89	J. Sullivan(SC)	7-10-93
69	21'1 1/4	6.43	J. Sullivan(SC)	5- 7-94
70	22'5 3/4	6.85	Shiela Campbell(RSA)	10-13-93
	17'10 1/4	5.44	E. Hagamann(MA)	3-17-91
71	23'6 3/4	7.18	Marie Partridge(AUS)	10-19-91
	17'5	5.31	Florence Berry(IL)	8- 1-92
72	19'9 1/2	6.03	Mary Wixey(GBR)	10-13-93
	17'3 1/4	5.26	E. Hagamann(MA)	1-16-93
	W20'0 1/2	6.11	Margaret Hinton(TX)	8- 7-94
73	20'11 1/2	6.39	Mary Wixey(GBR)	7-17-94
	18'2 1/4	5.54	Margaret Hinton(TX)	8-14-94
74	20'9 1/4	6.33	Shiela Evans(IN)	7-20-89

75	20'1 1/4	6.13	Shiela Evans(IN)	8- 5-90
76	15'5	4.70	Gertrud Knyz(AUT)	7-27-91
78	18'6 3/4	5.66	Rosaline Sole(NZL)	10-13-93
	12'10 1/4	3.92	Edith Mendyka(CA)	8- 1-89
81	17'1 1/2	5.22	Ruth Frith(AUS)	7-27-91
82	17'5 3/4	5.33	Ruth Frith(AUS)	4-19-92
84	18'6 1/2	5.65	Ruth Frith(AUS)	10-13-93

## SHOT PUT (4 kg)

35	70'5 1/4	21.47	H. Fibingerova(CZE)	1- -85
	53'5 3/4	16.30	Jane Frederick(CA)	8-31-87



Libby Hagemann, 72, 22-3/4 in the shot, Boston Masters Meet, Dedham, Mass.

Photo by Steve Schmitt

36	69'6 1/2	21.19	H. Fibingerova(CZE)	8-11-85
	50'2 3/4	15.31	Jane Frederick(CA)	8-27-88
37	68'4 1/4	20.83	H. Fibingerova(CZE)	6-12-87
	49'10	15.19	Jane Frederick(CA)	6-13-89
38	66'11 1/2	20.41	H. Fibingerova(CZE)	9- 4-87
	38'5	11.71	Joan Stratton(CA)	9- 2-90
39	65'1 1/2	19.85	H. Fibingerova(CZE)	8- -88
	37'1 1/2	11.31	Joan Stratton(CA)	1- 4-91
40	62'6	19.05	Antonina Ivanova(URS)	8-28-73
	38'7	11.76	Joanne Grissom(IN)	7-19-79
41	62'10 1/2	19.16	Antonina Ivanova(URS)	2-24-74
	40'4	12.29	Joanne Grissom(IN)	7-26-80
42	60'4 1/2	18.40	Antonina Ivanova(URS)	5-17-75
	38'9 3/4	11.83	Joanne Grissom(IN)	8-10-80
43	60'5 1/4	18.42	Antonina Ivanova(URS)	6-23-76
	39'5	12.01	Joanne Grissom(IN)	7-21-82
44	54'11 1/2	16.75	Helgi Parts(URS)	8-21-82
	37'2 1/2	11.34	Joanne Grissom(IN)	2- 7-83
45	46'6 1/4	14.18	Liesl Huber(GFR)	10-13-79
	39'7 3/4	12.08	Joanne Grissom(IN)	7-22-84
	p55'1	16.79	Helgi Parts(URS)	- -83
	45'11 3/4	14.01	Liesl Huber(GFR)	7-19-80
	33'11	10.34	Cherrie Sherrard(CA)	4-27-85
47	41'10 1/2	12.76	Sigrin Kofink(GFR)	7-17-82
	34'4 3/4	10.48	Joanne Grissom(IN)	8-24-85
48	38'2 1/4	11.64	A. Chetrine Ruhlou(GFR)	7-21-85
	33'2	10.11	Cherrie Sherrard(CA)	4-25-87
49	40'8 1/4	12.40	Ingrid Miller(SWE)	7-21-91
	32'11 3/4	10.05	Vanessa Hilliard(FL)	3-24-91
51	20'5	6.22	Ann Carter(GA)	2-19-93
53	30'7 3/4	9.34	Corrie Roovers(HOL)	8- 7-88
55	35'9 1/2	10.91	Joanne Grissom(IN)	9-12-93
58	26'10 3/4	8.20	A. Scholten(FRG)	5-24-92
65	21'11	6.68	Khothilde Knuenz(AUT)	5-24-92
66	27'10 1/4	8.49	Bernice Holland(OH)	9-12-93
98	11'1 1/2	3.39	Margaret White(OK)	9- 7-92

## SHOT PUT (3 kg)

50	48'8 3/4	14.85	Valerie Young(NZL)	11-29-87
	40'4 1/4	12.30	Joanne Grissom(IN)	4- 2-89
51	45'7 1/4	13.90	A. Chetrine Ruhlou(FRG)	7-30-88
	41'6 1/2	12.66	Joanne Grissom(IN)	3-24-90
52	44'6 1/4	13.57	A. Chetrine Ruhlou(FRG)	7-20-89
	42'7 1/2	12.99	Joanne Grissom(IN)	7- 5-91
53	45'0 1/4	13.72	Helgi Parts(URS)	7-21-91
	40'8 3/4	12.41	Joanne Grissom(IN)	9- 8-91
54	42'4	12.90	Joanne Grissom(IN)	9-13-92
55	40'5 3/4	12.34	Evaun B. Williams(GBR)	10-10-93
	40'5	12.32	Joanne Grissom(IN)	9-12-93
56	47'5 3/4	14.47	Sigrin Kofink(FRG)	7-21-91
	38'5 3/4	11.73	Joanne Grissom(IN)	8-11-94
57	37'6	11.43	Marianne Hamm(GFR)	6-23-85
	31'9	9.68	Bernice Holland(OH)	3-25-84
58	41'6 3/4	12.67	Antonina Ivanova(URS)	7-21-91
	32'4 1/2	9.87	Bernice Holland(OH)	2-22-86
59	37'7 1/4	11.46	Antonina Ivanova(URS)	6-11-92
	31'11	9.73	Bernice Holland(OH)	3- 9-86
60	40'0 1/4	12.20	Rosemary Chimes(GBR)	10-10-93
	32'6 1/2	9.92	Bernice Holland(OH)	2-27-88
61	38'2 1/4	11.64	Jutta Schaefer(FRG)	10-10-93
	31'7 1/4	9.63	Bernice Holland(OH)	3- 6-88
62	36'3	11.05	Marianne Hamm(GFR)	6-30-90
	32'2 3/4	9.82	Bernice Holland(OH)	7-20-89
63	36'10 1/4	11.23	Marianne Hamm(GFR)	7-21-91
	33'1 1/4	10.09	Bernice Holland(OH)	3-24-90
64	29'10 1/4	9.10	Bernice Holland(OH)	5- 4-91
65	33'3 3/4	10.15	Nina Ponomareva(URS)	10- 2-94
	29'8 1/2	9.05	Bernice Holland(OH)	6-20-92
66	31'0 1/2	9.46	Marianne Hamm(GFR)	10-10-93
	28'11 3/4	8.22	Bernice Holland(OH)	10-10-93
67	28'7 1/4	8.72	Lena Grobler(RSA)	4-19-91
	25'4 1/4	7.73	Bernice Holland(OH)	8- 6-94
68	27'10	8.48	Marianne Barth(FRG)	10-10-93
	26'5	8.05	Mary Bowermaster(OH)	7-18-86
69	28'2 1/4	8.59	Ilse Pleuger(FRG)	10-10-93
	22'10	6.96	E. Hagamann(MA)	5-20-90
70	27'8 1/4	8.44	Lena Grobler(RSA)	10-10-93
	25'0	7.62	Mary Bowermaster(OH)	3-19-88
71	25'5 1/2	7.76	Mary Bowermaster(OH)	4- 2-89
72	24'9	7.54	Hanna Gelbrich(GFR)	6-23-85
	24'5 1/4	7.45	Margaret Hinton(TX)	6- -94
73	25'4 3/4	7.74	Anny Binder(FRG)	7-30-88
	22'1 3/4	6.75	Mary Bowermaster(OH)	8- 4-90
74	25'2 1/2	7.68	Edith Mendyka(CA)	6-23-85

75	23'11 1/2	7.30	Hanna Gelbrich(FRG)	7-30-88
	19'5 1/2	5.93	Betty Jarvis(NC)	8- 4-90
	p21'0 1/2	6.41	Rose Rustin(NY)	7-14-91
76	24'2 1/2	7.38	Irja Sarnama(FIN)	7-17-82
	20'8 1/2	6.31	Katharine Gradick(FL)	8-11-94
77	25'6	7.77	Irja Sarnama(FIN)	9-23-83
	18'6 3/4	5.66	Betty Jarvis(NC)	8-14-92
	p20'6	6.25	Rose Rustin(NY)	7-10-93
78	25'7	7.80	Irja Sarnama(FIN)	8-22-84
	21'6	6.55	Edith Mendyka(CA)	7-30-89
79	24'2 1/2	7.30	Irja Sarnama(FIN)	8- 4-85
	17'2 3/4	5.25	Betty Jarvis(NC)	8- 6-94
	p17'11 1/2	5.47	Sylvia Swartz(NY)	7-14-91
80	23'1 1/4	7.04	Irja Sarnama(FIN)	9-13-86
81	24'0 1/4	7.32	Irja Sarnama(FIN)	8-31-87
	17'11 3/4	5.48	Edith Mendyka(CA)	9-20-92
82	21'10 1/2	6.67	Irja Sarnama(FIN)	12- 4-87
	14'11 1/2	4.56	Rubye Fowler(TN)	9-21-91
84	19'11 1/2	6.08	Ruth Frith(AUS)	10-10-93
	10'5 1/2	3.19	Marilla Salisbury(CA)	8-14-92
85	17'11 3/4	5.48	Irja Sarnama(FIN)	7-21-91
	9'3 1/2	2.83	Marilla Salisbury(CA)	8-14-93
86	10'2 1/2	3.11	Marilla Salisbury(CA)	9-19-93
87	9'0	2.74	Sarah Packham(GBR)	11- 2-90

## DISCUS THROW (1.0 kg)

35	228'4	69.60	Faina Myelnik(URS)	9- 9-80
	178'10	54.52	Carol Finsrud(TX)	6-12-92
36	219'2	66.80	Faina Myelnik(URS)	7-15-81
	159'8	48.66	Carol Finsrud(TX)	8-13-93
37	208'5	63.52	Faina Myelnik(URS)	7-25-82
	177'6	54.10	Carol Finsrud(TX)	4-20-94
38	206'4	62.90	Helgi Parts(URS)	10- 7-75
	146'7	44.68	J. Fonda Wilson(CA)	6-22-91
39	204'8	62.38	Helgi Parts(URS)	9-16-76
	149'5	45.54	J. Fonda Wilson(CA)	5-23-92
40	198'11	60.64		

63	94'6 3/4	28.82 Marianne Hamm(FRG)	7-26-91
	91'1	27.76 Bernice Hilliard(OM)	8- 3-90
64	104'3	31.78 Nina Ponomareva(URS)	10-11-93
	89'3	27.20 Bernice Hilliard(OM)	7- 6-91
65	96'4	29.36 Nina Ponomareva(URS)	9-30-94
	90'10	27.68 Bernice Hilliard(OM)	7-11-92
66	94'9 3/4	28.90 Annchen Reile(FRG)	8- 9-81
	88'0 3/4	26.84 Bernice Hilliard(OM)	6-12-93
67	88'3	26.90 Bernice Hilliard(OM)	8- 5-94
68	83'2	25.35 Annchen Reile(FRG)	9-25-83
	83'6	19.35 Edith Menytko(CA)	10- 6-79
69	81'3 1/2	24.78 Kaija Jortikka(FIN)	10-11-93
	84'7	20.90 Helen Stephens(MO)	6-27-87
70	84'7 3/4	25.80 Toyoko Yoshino(JPN)	8-12-90
	82'8	19.10 E. Nagamann(MA)	7-13-91
71	80'11	24.66 Annchen Reile(FRG)	10-11-86
	65'4	19.91 E. Nagamann(MA)	7-12-92
72	79'1 3/4	24.12 Annchen Reile(FRG)	6-25-88
	65'0 1/4	19.82 Margaret Hinton(TX)	6- -94
73	71'3 1/4	21.72 Annchen Reile(FRG)	7-30-88
	61'1	18.62 Edith Menytko(CA)	6- 9-84
	pe3'11 3/4	19.50 Rose Rustin(NY)	9-23-89
74	76'7 3/4	23.36 Annchen Reile(FRG)	7-22-89
	56'2	17.12 Edith Menytko(CA)	7-27-85
75	60'10 3/4	18.56 Hanna Gelbrich(FRG)	7-30-88
	58'4 3/4	17.80 Betty Jarvis(NC)	7- 6-91
76	68'4 1/2	20.84 Annchen Reile(FRG)	7-26-91
	55'5 1/2	16.88 Betty Jarvis(NC)	5- 2-92
77	55'11	17.04 Irja Sarnama(FIN)	9-25-83
	54'5 1/2	16.60 Betty Jarvis(NC)	8-15-92
78	61'7 1/2	18.78 Annchen Reile(FRG)	10-11-93
	55'8 1/4	16.97 Betty Jarvis(NC)	9-25-93
79	55'0 3/4	16.78 Irja Sarnama(FIN)	8- 3-85
	49'9 3/4	15.18 Betty Jarvis(NC)	8- 5-94
80	56'4 1/2	17.18 Irja Sarnama(FIN)	7-29-86
	30'1	9.17 E. Kawelaska(MO)	6- 2-90
81	50'8 3/4	15.46 Irja Sarnama(FIN)	8-31-87
	35'6 1/2	10.83 Carolyn Clark(MO)	7- 2-88
	pe5'8 1/2	13.93 Sylvia Swartz(NY)	7-10-93
82	54'5 1/2	16.60 Irja Sarnama(FIN)	11-29-87
	35'1	10.69 Carolyn Clark(MO)	5-16-92
83	18'1 1/4	5.52 Marilla Salisbury(CA)	7-26-91
84	18'8 1/2	5.70 Marilla Salisbury(CA)	2-21-92
85	45'3 1/4	13.80 Irja Sarnama(FIN)	7-26-91
	19'2	5.84 Marilla Salisbury(CA)	8-13-93
86	19'6	5.94 Marilla Salisbury(CA)	9-18-93
87	18'4 1/2	5.60 Sarah Packham(GBR)	11- 6-90

### HAMMER THROW (4 kg)

35	195'2	59.50 Lyubov Karpova(RUS)	8- 6-93
	126'10	38.66 Joan Stratton(CA)	4-25-87
36	132'5	40.36 Christine Schultz(AUS)	11-29-87
	128'7	39.20 Joan Stratton(CA)	7- 2-88
37	141'11	43.26 Lone Hedemann(DEN)	6-30-89
	129'0	39.32 Joan Stratton(CA)	4-29-89
38	130'1	39.66 Joan Stratton(CA)	6-22-90
39	136'10 i	41.72 Lisa Kirsch(AUS)	3-16-91
	128'3	39.10 Joan Stratton(CA)	7-19-91
40	137'9	42.00 Lisa Kirsch(AUS)	1-24-93
	132'3	40.32 Joan Stratton(CA)	5-23-92
41	129'11	39.60 Joan Stratton(CA)	9-18-93
42	137'10	42.02 Annie Bellanger(FRA)	10-13-93
	125'8	38.30 Joan Stratton(CA)	9-18-94
43	138'2	42.12 Inge Faldeger(DEN)	7-19-91
	80'7 1/4	24.57 Susan Hinz(MA)	6-22-91
44	123'10	37.74 Trish Connell(AUS)	4-13-90
	91'8	27.94 Brenda Bloomfield(SC)	6-21-86
45	146'2	44.56 Inge Faldeger(DEN)	10-13-93
	91'11 1/4	28.02 Lurline Struppeck(LA)	8-24-91
46	131'10	40.18 Bev Savage(NZL)	1- 6-93
	84'5 1/2	25.76 Brenda Bloomfield(SC)	6-17-88
47	133'9	40.78 Bev Savage(NZL)	2-13-93
	98'11 1/4	29.90 Brenda Bloomfield(SC)	8- 5-89
48	119'2	36.32 C. Battersby(AUS)	4-12-92
	105'0 i	32.02 Brenda Bloomfield(SC)	7- 7-90
49	107'5	32.74 Sibylla Hellig(SUI)	6-30-90
	100'0	30.48 Brenda Bloomfield(SC)	6-22-91

### HAMMER THROW (3 kg)

50	141'2	43.04 Janice Davies(AUS)	4-12-92
	139'10	42.62 Vanessa Hilliard(FL)	5-25-91

51	153'2	46.68 Janice Davies(AUS)	3-21-93
	122'0	37.18 Vanessa Hilliard(FL)	5-16-92
52	156'10	47.80 Janice Davies(AUS)	9-28-94
	101'5	30.92 Joanne Grissom(IN)	7- 4-91
53	136'10	41.70 Vanessa Hilliard(FL)	8-12-94
54	141'5	43.10 Helen Searle(AUS)	10-13-93
	100'9	30.71 Joanne Grissom(IN)	9-13-92
55	143'11	43.86 Eavan B. Williams(GBR)	10-13-93
	110'3	33.62 Joanne Grissom(IN)	9-25-93
56	115'6	35.20 A. Scholten(FRG)	6-30-90
	97'7	29.74 Joanne Grissom(IN)	8-12-94
57	145'2 i	44.26 Antonina Ivanova(URS)	6-30-90
	78'5 3/4	23.92 Dortha Swanson(MY)	9-11-93
58	133'11	40.82 Antonina Ivanova(URS)	7-19-91
	93'10	28.60 Sally Polk(NM)	10- 1-88
59	133'2	40.60 Jutta Schaefer(FRG)	7-19-91
	80'7	24.56 Sally Polk(NM)	7-21-89
60	126'0	38.40 Antonina Ivanova(URS)	10-13-93
	90'8 1/4	27.64 Sally Polk(NM)	6-23-90
61	132'9	40.46 Jutta Schaefer(FRG)	10-13-93
	85'4	26.01 Betty Vosburgh(GA)	8-13-92
62	92'2 1/4	28.10 Sally Polk(NM)	9- 5-92
63	97'0 1/2	29.58 Bettina Woodburn(AUS)	12- 5-87
	86'0 1/4	26.22 Sally Polk(NM)	10-13-93
64	97'10	29.82 Lydia Widera(AUS)	4-13-90
	89'0 1/2	27.14 Bernice Hilliard(OM)	9-22-91
65	108'3	33.00 Lydia Widera(AUS)	3-16-91
	87'10	26.77 Bernice Hilliard(OM)	6-20-92
66	99'9 3/4	30.42 Lydia Widera(AUS)	4-12-92
	84'6 1/4	25.76 Bernice Hilliard(OM)	9-12-93
67	100'9	30.71 Lydia Widera(AUS)	3-21-93
	55'11 3/4	17.06 Jimmie Reid(SC)	5- 7-94
68	98'6 3/4	30.04 Ilse Bellin(FRG)	8- 5-89
	70'7	21.51 E. Nagamann(MA)	8-15-89
69	96'1 1/2	29.30 Kaija Jortikka(FIN)	10-13-93
	68'7	20.90 E. Nagamann(MA)	5-20-90
70	96'9 3/4	29.51 Ilse Bellin(FRG)	8- 3-91
	72'6	22.10 E. Nagamann(MA)	7-13-91
71	83'1 3/4	25.34 Heather May(NZL)	2- 5-94
	71'5	21.77 E. Nagamann(MA)	7-12-92
72	81'1 1/4	24.72 Ilse Bellin(FRG)	10-13-93
	69'5	21.16 E. Nagamann(MA)	6- 6-93
73	65'8	20.01 E. Nagamann(MA)	6-26-94
74	57'5	17.50 Annchen Reile(FRG)	8- 5-89
75	57'8 1/4	17.58 Annchen Reile(FRG)	7-19-91
	56'7 1/4	17.25 Betty Jarvis(NC)	7- 4-91
76	58'4 3/4	17.80 Betty Jarvis(NC)	5- 2-92
	53'8	16.36 Betty Jarvis(NC)	8-13-92
78	59'6 1/4	18.14 Betty Jarvis(NC)	8-11-93
79	65'7 1/2	20.00 Ruth Frith(AUS)	8- 5-89
	55'3 3/4	16.86 Betty Jarvis(NC)	8-12-94
80	62'8 3/4	19.12 Ruth Frith(AUS)	4-13-90
81	62'4	19.00 Ruth Frith(AUS)	11- 2-90
82	57'6 1/2	17.54 Ruth Frith(AUS)	5- 8-92
85	50'9 1/2	15.48 Irja Sarnama(FIN)	7-19-91

### JAVELIN THROW (600 grams)

35	219'10	67.00 Tuula Luksalo(FIN)	9-10-88
	203'7	62.06 Karin Smith(CA)	5-14-91
36	212'10	64.88 Tessa Sanderson(GBR)	7-10-92
	197'11	60.32 Karin Smith(CA)	9- 1-91
37	193'4	58.94 A. Gerhards(FRG)	8-13-72
	158'3	48.24 Jane Friedrick(CA)	4- 7-89
38	184'	56.10 Dana Zatopkova(CZE)	6-24-61
	132'10	40.50 Lurline Struppeck(LA)	5-25-85
39	172'4	52.94 A. Gerhards(FRG)	7-27-74
	117'4	35.78 Lurline Struppeck(LA)	8-23-85
40	170'1	51.84 Anneli Virkkala(FIN)	8- 2-87
	127'0	38.72 Lurline Struppeck(LA)	5-30-87
41	165'6	50.44 Dana Zatopkova(CZE)	7-15-64
	146'5	44.64 Erlinda Lavandia(PA)	10- 9-93
42	167'8	51.12 Dana Zatopkova(CZE)	9-19-64
	128'7	39.20 Lurline Struppeck(LA)	7-23-89
43	158'6	48.32 Almut Broemme(FRG)	7- 1-78
	113'10	34.70 Lurline Struppeck(LA)	7-14-90
44	152'11	46.62 Almut Broemme(FRG)	7-31-79
	118'5	36.10 Lurline Struppeck(LA)	6-22-91
	pi57'8	48.06 A. Gerhards(FRG)	- -80
45	156'7	47.74 A. Gerhards(FRG)	5-30-81
	121'4	36.98 Lurline Struppeck(LA)	7-11-92
46	138'8	42.28 Heather Doherty(AUS)	1-19-80
	115'0	35.06 Lurline Struppeck(LA)	7-23-93
47	154'2	47.00 N. Bezjak-Urbancic(JUG)	10- 9-93
	109'6	33.40 Lurline Struppeck(LA)	5-21-94

48	133'1	40.58 Uta Reinacher(FRG)	6-23-85
	102'8	31.30 Christel Miller(CA)	3-23-83
49	127'1	38.74 Mary Thomas(AUS)	10- 9-93
	96'6	29.41 Christel Miller(CA)	6-30-84
pi44'1	43.92 Renate Vogel(GDR)	10- 9-93	

### JAVELIN THROW (400 grams)

50	123'9	37.72 Heather Doherty(AUS)	10- 2-83
	114'0	34.74 Karen Huff(FL)	9-20-92
51	147'4	44.90 Elvira Ozolina(URS)	7-20-91
	118'7	36.14 Becky Sisley(OR)	8- 4-90
52	143'9	43.82 G. Schonauer(AUT)	7-29-89
	106'9	32.54 Becky Sisley(OR)	6-22-91
53	146'2	44.56 Lucyna Krawcovicz(POL)	7-20-91
	108'9	33.14 Becky Sisley(OR)	8-16-92
54	146'10	44.76 G. Schonauer(AUT)	7-20-91
	105'5	32.14 Becky Sisley(OR)	7-30-93
55	151'2	46.08 G. Schonauer(AUT)	8-29-92
	105'11	32.04 Becky Sisley(OR)	7-23-94
56	152'2	46.38 G. Schonauer(AUT)	10- 9-93
	97'1 1/2	29.60 Christel Miller(CA)	7- 7-91
57	119'10	36.54 Lieselotte Liessa(FRG)	6-30-90
	102'2	31.14 Christel Miller(CA)	10- 3-92
58	120'2	36.64 Birute Kalediene(URS)	7-20-91
	104'1	31.72 Christel Miller(CA)	7-31-93
59	112'6	34.30 Antonina Ivanova(URS)	6-11-92
	95'8 3/4	29.18 Christel Miller(CA)	8-11-94
60	118'4	36.08 Heather Doherty(AUS)	10-23-93
	92'10 1/4	28.30 Bernice Hilliard(OM)	11-29-87
61	88'1 1/2	26.86 Marianne Hamm(FRG)	7-29-89
	84'1	25.63 Barbara Brandt(WY)	6-22-91
62	105'9	32.24 Janina Pakyste(URS)	7-20-91
	85'8 1/4	26.12 Bernice Hilliard(OM)	7-29-89
63	84'11	25.88 Bernice Hilliard(OM)	8- 4-90
64	92'7 3/4	28.24 Rachel Wanssens(BEL)	10- 9-93
	86'7 1/2	26.40 Bernice Hilliard(OM)	7- 7-91
65	100'4	30.58 Joan Ogden(GBR)	7-16-92
	88'0	26.82 Navis Lorenz(MT)	6-20-92
66	86'4	26.31 Navis Lorenz(MT)	8-12-93
	90'0 1/4	27.44 Navis Lorenz(MT)	8-11-94
68	89'7 1/2	27.32 Marianne Barth(FRG)	10- 9-93
	72'10	22.20 Helen Stephens(MO)	5-30-86
69	73'2	22.30 Annchen Reile(FRG)	6-22-85
	72'0	21.94 Edith Menytko(CA)	7-12-80
70	81'11	24.97 Hanna Gelbrich(FRG)	9-26-83
	71'8	21.84 Edith Menytko(CA)	8- 9-81
71	79'6 1/4	24.24 Elga Heri(CAN)	5- 2-92
	71'8	21.84 Edith Menytko(CA)	3-13-82
72	81'5 1/4	24.82 Hanna Gelbrich(FRG)	6-22-85
	72'7	22.12 Edith Menytko(CA)	5-14-83
73	77'11 3/4	23.77 Hanna Gelbrich(FRG)	7-30-86
	67'11	22.45 Edith Menytko(CA)	5-12-84
74	77'4 1/4	23.58 Hanna Gelbrich(FRG)	12- 1-87
	68'0	20.72 Edith Menytko(CA)	8-10-85
75	74'5 3/4	22.70 Hanna Gelbrich(FRG)	7- 1-88
	68'0	20.72 Edith Menytko(CA)	5-31-86
76	73'11 1/2	22.54 Hanna Gelbrich(FRG)	7-29-89
	65'8	20.01 Edith Menytko(CA)	6-20-87
77	75'6 1/4	23.02 Hanna Gelbrich(FRG)	6-30-90
	59'11	18.26 Edith Menytko(CA)	2-21-88
78	74'5 3/4	22.70 Hanna Gelbrich(FRG)	7-20-91
	57'6 1/2	17.54 Edith Menytko(CA)	7-29-89
79	59'0 3/4	18.00 Irja Sarnama(FIN)	6-22-85
	40'7 1/2	12.38 Betty Jarvis(NC)	8- 6-94
pe3'1	13'3	Sylvia Swartz(NY)	7-14-91
80	65'2	19.86 Hanna Gelbrich(FRG)	10- 9-93
	20'4	6.20 Marilla Salisbury(CA)	7-23-88
81	56'2	17.12 Irja Sarnama(FIN)	8-31-87
	48'0 1/2	14.64 Edith Menytko(CA)	9-20-92
82	49'5	15.06 Irja Sarnama(FIN)	12- 1-87
	23'0 1/2	7.02 Marilla Salisbury(CA)	8- 4-90

### 3 k WALK

40	13:27y	Bob Keating(NH)	3-15-87
41	12:35i	Ray Funkhouser(NJ)	2-23-92

### WEIGHT THROW (20 pounds)

35	26'5	8.05 Sandra Stepp(CA)	6-16-85
	pe3'10	9.45 Susan Kruger(RSA)	10- 2-83
36	38'7	11.76 Joan Stratton(CA)	7- 2-88
37	41'5	12.62 Jody Murray(FL)	4-20-91
38	38'9	11.81 Joan Stratton(CA)	3-17-90
39	38'9	11.81 Joan Stratton(CA)	1- 4-91
40	39'11 1/4	12.17 Joan Stratton(CA)	2-15-92
41			

46	13:20i	Gary Null(NY)	2-17-91
47	13:17i	Gary Null(NY)	3-22-92
48	13:00i	Don Denoon(IL)	2-7-92
49	12:06	Gary Little(NZL)	11-23-91
	14:15	Tom Knatt(NH)	2-4-90
50	12:35i	Don Denoon(IL)	2-5-94
51	12:18	Gary Little(NZL)	1-23-93
	15:00yi	John Elwarner(MI)	2-23-91
52	13:00	Gary Little(NZL)	3-20-94
	15:08yi	Sal Corrallo(VA)	2-20-83
53	15:29i	Paul Johnson(AR)	3-23-91
54	14:17	John Elwarner(MI)	7-4-94
55	14:23y	Maurice Hinton(NZ)	11-10-90
	15:34	Paul Johnson(AR)	6-10-93
56	14:29	David Stevens(GB)	7-18-92
	15:16i	Jack Boitano(CT)	3-18-89
57	14:30	Max Green(MI)	10-21-89
58	14:39i	Jack Boitano(CT)	2-24-91
59	14:33	Max Green(MI)	7-4-91
60	14:43	Max Green(MI)	6-27-92
61	16:34	Bob Fine(NY)	7-19-92
62	16:15	Bob Fine(NY)	8-22-93
63	15:58yi	Robert Mimm(NJ)	1-10-88
64	17:18	Owen Mildon(NZL)	3-13-93
	17:59yi	Don Johnson(AR)	3-22-81
65	16:09i	Robert Mimm(NJ)	3-24-90
66	18:00	George Heller(NY)	3-12-89
67	16:57i	Robert Mimm(NJ)	4-4-92
68	17:22i	George Heller(NY)	2-24-91
69	17:08i	Robert Mimm(NJ)	8-4-94
70	18:11y	Gordon Wallace(AZ)	4-19-80
71	18:32yi	Dave Lakritz(NY)	2-15-81
	19:02y	Gordon Wallace(AZ)	8-8-81
72	17:58i	Don Gladding(US)	4-10-94
73	18:00	Don Gladding(US)	9-27-94
74	19:17y	Giulio Depetra(CA)	5-19-85
75	19:28y	Chesley Unruh(CA)	6-19-82
76	21:23yi	Byron Fike(OH)	2-26-84
77	19:46i	Bill Tallmadge(KY)	3-25-94
78	20:52yi	Martin Bartels(IL)	3-15-87
79	22:47yi	Byron Fike(OH)	2-22-87
80	17:42	James Grimwade(GB)	3-20-93
	22:36y	Paul Fairbank(MD)	12-7-86
81	21:49	Byron Fike(OH)	10-21-89
82	23:05i	Byron Fike(OH)	2-21-90
83	24:12y	Paul Fairbank(MD)	10-22-89
84	24:22y	Sam Gadless(FL)	11-23-91
85	25:00yi	Earl Bailey(VA)	3-11-84
86	24:40i	George Conway(MA)	3-18-89
87	23:53	Sam Gadless(FL)	5-30-94
88	36:51y	Earl Bailey(VA)	11-1-87

### 5 k WALK

40	20:57	Larry Walker(CA)	3-5-83
41	20:20	Willi Sawall(AUS)	2-19-83
	20:57	Ray Funkhouser(NJ)	7-6-92
42	21:04	Ray Funkhouser(NJ)	5-14-93
43	21:10	Larry Walker(CA)	6-14-86
44	21:58	Bill Ranney(CA)	8-9-79
45	21:27	Larry Walker(CA)	6-18-88
46	21:40	Larry Walker(CA)	6-18-89
47	22:09	John Knifton(TX)	10-11-86
48	21:11	Willi Sawall(AUS)	3-31-90
	21:50	Larry Walker(CA)	6-15-91
49	20:55	Gary Little(NZL)	12-7-91
	22:01	Larry Walker(CA)	2-23-92
50	21:01	Gary Little(NZL)	2-16-92
	21:41	Don Denoon(IL)	9-18-93
51	21:12	Gary Little(NZL)	2-17-93
	21:56	Don Denoon(IL)	8-12-94
52	21:42	Gary Little(NZL)	2-9-94
	24:09	Jack Boitano(CT)	7-28-85
53	24:20	John Elwarner(MI)	5-29-93
54	24:18	Max Green(MI)	11-10-86
55	22:45	V. Golubnichiy(URS)	7-21-91
	24:16	Max Green(MI)	5-17-87
56	24:29	Paul Johnson(AR)	10-16-93
57	24:42	Max Green(MI)	4-23-89
58	24:36	Max Green(MI)	4-21-90
59	24:24	Max Green(MI)	7-21-91
60	24:48	Bryan Hawkins(GB)	5-24-88
	25:00	Max Green(MI)	7-18-92
61	25:12	Max Green(MI)	10-16-93
62	25:37	Max Gould(CAN)	6-14-80
	27:11	Anthony Medieros(MA)	8-8-75
63	28:21	Don Johnson(NJ)	8-4-80
64	27:03	Carlo Bomba(ITA)	7-30-86
	27:13	Robert Mimm(NJ)	6-19-89

65	27:29	Robert Mimm(NJ)	8-2-90
66	25:44	Tom Daintry(AUS)	3-25-78
	26:55	Robert Mimm(NJ)	2-10-91
67	27:02	Olaf Petterson(SWE)	7-21-91
	27:53	Robert Mimm(NJ)	8-23-92
68	26:23	Tom Daintry(AUS)	4-15-79
	28:22	Robert Mimm(NJ)	6-6-93
69	26:27	Tom Daintry(AUS)	1-11-81
	28:24	Robert Mimm(NJ)	8-12-94
70	28:39	Gordon Wallace(AZ)	4-19-80
71	27:02	Tom Daintry(AUS)	4-10-82
	29:48	Gordon Wallace(AZ)	8-15-81
72	29:15	Gordon Wallace(AZ)	6-12-82
73	28:09	Alfred Roberts(GB)	8-13-75
	29:55	Gordon Wallace(AZ)	8-20-83
74	27:56	James Grimwade(GB)	7-28-86
	30:13	Giulio Depetra(CA)	5-19-85
75	27:48	James Grimwade(GB)	7-12-87
	30:47	Giulio Depetra(CA)	5-18-86
76	28:44	Tom Daintry(AUS)	4-18-87
	32:28	Chesley Unruh(CA)	3-5-83
77	32:21	Giulio Depetra(CA)	6-26-88



Giulio DePetra, 82, Carmel, Calif., first M80 (AR 2:30:00), 1993 National Masters T&F 20K Championships, Provo, Utah.

Photo by George Clark

78	29:33	Tom Daintry(AUS)	8-4-89
	32:13	Giulio Depetra(CA)	8-4-89
79	29:59	Tom Daintry(AUS)	4-14-90
	32:34	Giulio Depetra(CA)	4-7-90
80	30:42	Albert Theobald(AUS)	8-13-77
	34:46	Giulio Depetra(CA)	6-8-91
81	33:57	Tom Daintry(AUS)	12-1-92
	34:29	Giulio Depetra(CA)	7-1-92
82	32:35	Albert Theobald(AUS)	3-24-79
	34:43	Byron Fike(OH)	8-7-90
83	32:21	Albert Theobald(AUS)	4-6-80
	34:52	Paul Spangler(CA)	6-19-82
84	37:35	Paul Spangler(CA)	9-26-83
85	33:15	Albert Theobald(AUS)	4-10-82
	36:48	Sam Gadless(FL)	3-28-92
86	33:15	Albert Theobald(AUS)	4-4-83
	37:41	Paul Spangler(CA)	8-24-85
87	33:53	Albert Theobald(AUS)	4-21-84
	37:10	Paul Spangler(CA)	5-24-86
88	34:54	Albert Theobald(AUS)	6-26-85
	38:26	Paul Spangler(CA)	7-25-87
90	35:10	Albert Theobald(AUS)	4-18-87
	43:51	Paul Spangler(CA)	8-4-89

### 10k WALK

40	40:08	Willi Sawall(AUS)	8-28-82
	43:23	Larry Walker(CA)	12-4-83
41	40:39	Marcel Jobin(CAN)	7-23-83
	43:26	Ray Funkhouser(NJ)	4-25-92
42	41:14	Willi Sawall(AUS)	5-26-84
	43:47	Ray Funkhouser(NJ)	4-24-93
43	45:12	John Knifton(TX)	10-16-82
44	41:58	Willi Sawall(AUS)	4-12-86
	44:35	Larry Walker(CA)	4-26-87
45	44:54	Larry Walker(CA)	4-24-88
46	42:18	Willi Sawall(AUS)	4-2-88
	45:18	Larry Walker(CA)	12-9-89
47	42:26	Willi Sawall(AUS)	7-15-89
	45:00	Larry Walker(CA)	4-22-90
48	45:34	Gary Little(NZL)	11-4-90
	46:27	Larry Walker(CA)	4-21-91
49	43:44	Gary Little(NZL)	10-12-91
	45:44	Don Denoon(IL)	7-11-92
50	42:20	Gary Little(NZL)	2-16-92
	45:49	Don Denoon(IL)	6-18-93
51	44:33	Gary Little(NZL)	4-17-93
	44:59	Don Denoon(IL)	7-16-94
52	46:36	Gary Little(NZL)	2-20-94
	49:40	Jack Boitano(CT)	8-4-85
53	50:04	Sal Corrallo(VA)	3-4-84
54	49:54	Max Green(MI)	9-28-86
55	49:06	Louis Marquis(SWI)	7-11-85
	50:00	Max Green(MI)	9-22-87
56	49:58	George Chaplin(GB)	9-27-87
	50:04	Max Green(MI)	4-10-88
57	50:09	Max Green(MI)	10-21-89
58	50:03	Max Green(MI)	9-30-90
59	50:23	Max Green(MI)	7-13-91
60	51:02	Max Green(MI)	5-31-92
61	51:20	Max Gould(CAN)	10-14-78
	51:29	Max Green(MI)	9-11-93
62	47:48	Carlo Bomba(ITA)	9-2-84
	52:57	Max Green(MI)	10-1-94
63	50:26	Carlo Bomba(ITA)	10-14-84
	56:38	Robert Mimm(NJ)	5-1-88
64	55:35	Max Gould(CAN)	12-5-81
	56:09	Robert Mimm(NJ)	12-11-88
65	55:30	George Braceland(PA)	12-23-78
66	56:14	Robert Mimm(NJ)	1-20-91
67	58:03	Chico Scimone(ITA)	7-28-79
	58:24	Robert Mimm(NJ)	7-11-92
68	57:12	Dick Horsley(AUS)	7-18-81
	58:33	Robert Mimm(NJ)	7-10-93
69	58:07	Arne Svensson(SWE)	10-19-86
	59:22	Robert Mimm(NJ)	7-16-94
70	54:17	Tom Daintry(AUS)	5-9-81
	61:13	Gordon Wallace(AZ)	7-12-80
71	60:42	Cokey Daman(VA)	7-7-90
72	61:02	Connor Johnson(RSA)	7-28-79
	61:45	Giulio Depetra(CA)	8-21-83
73	57:17	James Grimwade(GB)	11-17-85
	61:03	Cokey Daman(VA)	7-11-92
74	55:56	James Grimwade(GB)	10-12-86
	62:09	Giulio Depetra(CA)	5-4-85
75	55:01	James Grimwade(GB)	9-27-87
	64:48	Gordon Wallace(AZ)	11-3-85
76	66:02	Giulio Depetra(CA)	6-7-87

77	61:18	Alfred Roberts(GB)	7-28-79
	65:54	Tony Perona(CA)	11-3-85
78	68:44	Bill Tallmadge(KY)	7-16-94
79	62:51	Tom Daintry(AUS)	4-21-90
	68:06	Giulio Depetra(CA)	4-28-90
80	71:01	Tony Perona(CA)	3-19-89
81	69:01	Tom Daintry(AUS)	12-5-92
	69:48	Ellery Clark(MA)	7-13-91
82	66:40	Albert Theobald(AUS)	6-2-79
	72:59	Tony Perona(CA)	5-27-90
83	66:24	Albert Theobald(AUS)	3-5-80
	76:00	Tony Perona(CA)	6-23-91
84	83:46	Tony Perona(CA)	6-7-92
86	83:56	George Conway(MA)	7-8-89
87	82:44	George Conway(MA)	7-7-90
88	83:51	George Conway(MA)	6-23-91
90	89:55	George Conway(MA)	7-10-93

### 15k WALK

40	1:04:26	Willi Sawall(AUS)	4-28-82
	1:07:34	Larry Walker(CA)	5-15-83
41	1:07:52	Ray Funkhouser(NJ)	6-10-92
42	1:02:47	Willi Sawall(AUS)	6-2-84
	1:11:39	Bob Keating(NH)	7-30-89
43	1:10:20	Larry Walker(CA)	4-20-86
44	1:08:37	Larry Walker(CA)	11-29-87
45	1:05:35	Willi Sawall(AUS)	8-15-87
	1:15:21	Rudy Haluza(CA)	12-19-76
46	1:04:53	Willi Sawall(AUS)	6-26-88
	1:10:57	Larry Walker(CA)	4-30-89
47	1:09:34	Larry Walker(CA)	10-16-90
48	1:10:39	Larry Walker(CA)	3-16-91
49	1:06:00	Gary Little(NZL)	10-12-91
	1:16:37	Jack Boitano(CT)	6-27-82
50	1:04:18	Gary Little(NZL)	2-16-92
	1:11:00	Don Denoon(IL)	6-18-93
51	1:07:59	Gary Little(NZL)	11-21-93
	1:08:59	Don Denoon(IL)	7-10-94
52	1:13:52	Mario Sciarretta(ITA)	10-12-86
	1:17:55	Sal Corrallo(VA)	5-8-83
53	1:18:07	John Allen(CA)	3-17-79
54	1:20:10	Max Green(MI)	2-7-87
55	1:14:09	Maurice Hinton(NZ)	10-13-90
	1:19:15	Max Green(MI)	8-16-87
56	1:17:34	Max Green(MI)	4-17-88
57	1:19:35	Max Green(MI)	8-19-89
58	1:17:29	Max Green(MI)	4-8-90
59	1:18:44	Max Green(MI)	4-14-91
60	1:21:10	Max Green(MI)	4-12-92
61	1:27:12	Howard Jacobsen(NY)	9-16-92
62	1:20:53	Carlo Bomba(ITA)	2-5-84
	1:24:35	Anthony Medieros(MA)	10-11-75
63	1:20:12	Max Gould(CAN)	9-28-80
	1:25:29	Robert Mimm(NJ)	10-16-88
64	1:24:10	Anthony Medieros(MA)	9-17-77
65	1:29:12	Robert Mimm(NJ)	4-8-90
66	1:26:19	Robert Mimm(NJ)	2-23-91
67	1:27:42	Robert Mimm(NJ)	2-7-92
68	1:33:37	Robert Mimm(NJ)	12-27-92
69	1:33:42	Gordon Wallace(AZ)	6-2-79
70	1:22:53	Tom Daintry(AUS)	4-25-81
	1:32:30	Gordon Wallace(AZ)	7-12-80
71	1:35:38	Gordon Wallace(AZ)	1-13-81
72	1:31:57	Giulio Depetra(CA)	8-21-83
73	1:35:35	Giulio Depetra(CA)	11-17-84
74	1:35:49	Giulio Depetra(CA)	11-17-85
75	1:28:46	Tom Daintry(AUS)	6-22-86
	1:43:05	Gordon Wallace(AZ)	8-4-85
76	1:34:47	Albert Theobald(AUS)	12-23-73
	1:39:25	Giulio Depetra(CA)	6-7-87
77	1:40:32	Giulio Depetra(CA)	6-5-88
78	1:41:14	Giulio Depetra(CA)	4-30-89
79	1:38:26	Tom Daintry(AUS)	4-29-90
	1:50:14	Tony Perona(CA)	3-20-88
80	1:47:52	Tony Perona(CA)	3-19-89
82	1:52:22	Tony Perona(CA)	5-27-90
84	2:31:57	Earl Bailey(VA)	11-05-83
86	2:25:57	Earl Bailey(VA)	4-21-85

43	1:27:40	Gerhard Weidner(FRG)	4-16-76	47	2:01:26	Gary Little(NZL)	10-15-89	60	4:59:58	Max Gould(CAN)	11-13-77	69	6:29:33	George Knox(OH)	7-23-80	
	1:36:51	John Knifton(TX)	3-13-83		2:15:20	Sal Corrallo(VA)	11-26-78		5:09:20	John Stowers(TX)	3-5-89	70	5:37:36	Tom Daintry(AUS)	9-6-81	
44	1:25:09	Willi Szwil(AUS)	4-19-86	48	2:13:43	P. Andreotti(ITA)	4-11-89	61	5:28:12	Helmut Hampe(FRG)	5-31-73		6:18:14	Cokey Daman(VA)	3-5-89	
	1:31:31	Larry Walker(CA)	11-29-87		2:13:55	Jack Boltano(CT)	7-19-81		5:37:30	Lawrence O'Neil(MT)	9-13-69	71	6:27:36	Denis Cook(RSA)	7-27-85	
45	1:31:21	Gerhard Weidner(FRG)	8-12-78	49	1:52:10	Gary Little(NZL)	10-12-91	62	5:41:05	John Stowers(TX)	3-17-91		17:23:30	George Knox(OH)	7-17-82	
	1:41:01	Bob Keating(MN)	4-5-92		2:16:59	Sal Corrallo(VA)	11-2-80	63	5:13:12	Robert Mimm(NJ)	4-2-88	72	5:58:55	Ernie Warwick(GB)	4-9-88	
46	1:25:03	Willi Szwil(AUS)	8-27-88	50	1:59:58	Gary Little(NZL)	4-2-92	64	6:05:46	Charles Deuser(OH)	10-30-94		6:36:34	Don Johnson(NJ)	3-5-89	
	1:32:42	Larry Walker(CA)	7-30-89		2:16:13	Sal Corrallo(VA)	7-19-81	65	5:38:59	Len Croc(GB)	4-9-88	73	7:22:48	John Clough(RSA)	8-23-86	
47	1:28:12	Willi Szwil(AUS)	12-18-88	51	1:56:11	Gary Little(NZL)	11-21-93		5:40:51	Robert Mimm(NJ)	4-9-80	74	7:04:23	Harry Drazin(NJ)	2-21-88	
	1:33:09	Larry Walker(CA)	6-16-90		2:20:55	Robert Mimm(NJ)	4-25-76	66	5:48:01	Gerd Niechke(FRG)	3-21-82	75	5:19:34	James Grimwade(GB)	8-1-87	
48	1:34:21	Larry Walker(CA)	3-16-91	52	2:11:01	John Allen(CA)	11-26-78	67	6:24:18	George Knox(OH)	10-28-78		7:58:15	George Knox(OH)	11-2-86	
49	1:28:32	Gary Little(NZL)	10-12-91	53	2:25:04	Mario Sciarretta(ITA)	9-20-87	68	6:31:44	George Knox(OH)	4-6-80		p7:18:21p	Henry Bent(MD)	11-6-76	
	1:32:21	Don Danoon(IL)	3-28-93		2:26:46	Fred Dunn(CA)	3-28-82									
50	1:26:32	Gary Little(NZL)	2-16-92	54	2:17:01	Max Green(MI)	4-6-86									
	1:33:38	Don Danoon(IL)	3-27-94	55	2:14:06	Max Green(MI)	5-24-87									
51	1:30:07	Gary Little(NZL)	3-7-93	56	2:25:45	Max Green(MI)	5-24-87									
	1:33:28	Don Danoon(IL)	7-10-94	57	2:27:46	Don Johnson(NJ)	8-16-75									
52	1:35:35	Gerhard Weidner(FRG)	4-27-85		2:28:45	Kaare Hammer(NOR)	8-16-75									
	1:43:28	John Allen(CA)	8-20-78	58	2:19:33	John Kelly(CA)	5-24-87									
53	1:35:15	Gerhard Weidner(FRG)	7-11-86		2:22:37	Max Gould(CAN)	8-16-75									
	1:42:45	Sal Corrallo(VA)	3-4-84	59	2:31:47	Robert Mimm(NJ)	4-10-83									
54	1:45:23	Heward Kloppe(FRG)	9-15-78		2:38:15	Jan Blidberg(SWE)	8-16-75									
	1:48:48	Max Green(MI)	7-20-86	60	2:25:16	Fred Dunn(CA)	3-20-88									
55	1:41:35	Louis Marquis(SUI)	6-16-85	61	2:28:51	Robert Mimm(NJ)	4-21-85									
	1:45:36	Max Green(MI)	8-16-87	62	2:28:36	Robert Mimm(NJ)	4-6-86									
56	1:43:53	Max Green(MI)	4-11-88	63	2:14:02	Anthony Medeiros(MA)	10-26-75									
57	1:44:50	John Ljunggren(SWE)	8-13-77	64	2:24:15	Carlo Bomba(ITA)	3-3-85									
	1:46:31	Max Green(MI)	4-16-89		2:24:15	Robert Mimm(NJ)	10-16-88									
58	1:43:41	Max Green(MI)	4-8-90	65	2:35:47	Max Gould(CAN)	7-19-81									
59	1:45:56	Max Green(MI)	4-14-91		2:37:21	Don Johnson(NJ)	8-16-75									
60	1:47:38	Max Gould(CAN)	8-13-77	66	2:42:01	Sydney Smith(GB)	9-4-90									
	1:48:44	Max Green(MI)	4-12-92	67	2:43:55	Robert Mimm(NJ)	4-9-90									
61	1:44:23	Max Gould(CAN)	9-15-78	68	2:49:26	Anthony Medeiros(MA)	10-26-75									
	1:50:55	Robert Mimm(NJ)	10-5-86	69	2:48:06	Lawrence O'Neil(MT)	8-16-75									
62	1:51:05	A. Sturni(FRA)	6-29-85	70	2:42:59	Don Johnson(NJ)	4-21-85									
	1:51:19	Robert Mimm(NJ)	9-7-87	71	2:30:26	Gordon Wallace(AZ)	6-17-79									
63	1:43:50	Carlo Bomba(ITA)	6-2-85	72	2:47:43	Tom Daintry(AUS)	5-17-81									
	1:49:09	Robert Mimm(NJ)	11-29-87	73	2:47:31	Don Johnson(NJ)	10-24-87									
64	1:52:46	Alfred Poole(GB)	9-15-78	74	2:54:46	Cokey Daman(VA)	9-4-90									
	1:56:00	Robert Mimm(NJ)	4-30-89	75	2:37:56	Gordon Wallace(AZ)	3-28-82									
65	1:54:30	Max Gould(CAN)	7-31-82	76	2:56:58	Alfred Roberts(GB)	8-16-75									
	1:56:00	Robert Mimm(NJ)	5-6-90	77	2:49:06	Gordon Wallace(AZ)	5-21-83									
66	1:55:52	Robert Mimm(NJ)	7-25-91	78	2:49:06	Cokey Daman(VA)	12-31-92									
	2:00:18	Max Gould(CAN)	6-29-85	79	3:07:10	Harry Drazin(NJ)	10-16-88									
67	2:00:51	Robert Mimm(NJ)	5-3-92	80	3:48:56	George Knox(OH)	3-27-88									
68	2:01:42	J. Stork-Zofka(CZE)	8-13-77	81	3:09:45	Gordon Wallace(AZ)	5-24-87									
	2:02:20	Robert Mimm(NJ)	10-11-93	82	3:09:03	Albert Theobald(AUS)	8-16-75									
69	1:51:18	Tom Daintry(AUS)	1-13-81	83	3:09:03	Tony Perona(CA)	5-24-87									
	2:00:39	Robert Mimm(NJ)	8-14-94	84	3:59:43	Earl Bailey(VA)	11-5-83									
70	1:59:59	Alfred Roberts(GB)	4-1-72	85	3:52:20	Earl Bailey(VA)	11-3-84									
	2:03:37	Cokey Daman(VA)	7-30-89													
71	2:01:35	Charles Megnin(GB)	8-1-86													
	2:07:52	Cokey Daman(VA)	5-6-90													
72	2:04:47	Giulio Depetra(CA)	8-21-83	40	3:53:05	Evgeny Ivchenko(URS)	5-13-79									
	1:59:38	James Grimwade(GB)	7-8-85	41	4:13:53	Dan O'Connor(NY)	4-21-92									
73	2:09:32	Don Johnson(NJ)	5-6-90	42	3:50:24	Evgeny Ivchenko(URS)	7-27-79									
	1:58:10	James Grimwade(GB)	8-1-86	43	4:37:54	John Kelly(CA)	10-11-70									
74	2:09:12	Giulio Depetra(CA)	6-29-85	44	4:19:27	Marcel Jobin(CAN)	4-15-84									
	1:56:22	James Grimwade(GB)	10-31-87	45	4:06:20	Eugene Kitto(NI)	10-28-90									
75	2:11:47	Giulio Depetra(CA)	8-1-86	46	4:57:34	Gerhard Weidner(FRG)	9-18-76									
	1:59:42	Alfred Roberts(GB)	9-15-78	47	4:41:07	Alan Price(DC)	4-8-90									
76	2:12:20	Giulio Depetra(CA)	11-29-87	48	4:02:17	Willi Szwil(AUS)	8-17-86									
	2:07:33	Alfred Roberts(GB)	7-31-79	49	4:56:57	John Knifton(TX)	12-11-83									
77	2:09:44	Giulio Depetra(CA)	2-2-88	50	4:01:01	Gerhard Weidner(FRG)	10-1-78									
	2:10:53	Tom Daintry(AUS)	7-30-89	51	4:36:24	Christian Amoroso(DO)	6-16-79									
78	2:13:34	Giulio Depetra(CA)	7-30-89	52	4:00:49	Gerhard Weidner(FRG)	9-30-79									
	2:06:19	Tom Daintry(AUS)	4-16-90	53	4:59:55	Bill Ranney(CA)	6-20-82									
79	2:20:35	Giulio Depetra(CA)	7-8-90	54	4:17:45	Gerhard Weidner(FRG)	4-19-80									
	2:04:49	James Grimwade(GB)	6-20-92	55	4:53:11	Sal Corrallo(VA)	9-10-78									
80	2:24:48	Giulio Depetra(CA)	7-25-91	56	4:39:27	Gerhard Weidner(FRG)	4-26-81									
	2:19:25	Giulio Depetra(CA)	7-3-92	57	4:52:31	Sal Corrallo(VA)	8-26-79									
81	2:29:00	Giulio Depetra(CA)	10-11-93	58	4:14:37	Gary Little(NZL)	6-2-91									
	2:22:12	Albert Theobald(AUS)	1-13-81	59	5:14:43	Sal Corrallo(VA)	5-13-80									
82	2:26:07	Albert Theobald(AUS)	8-21-82		5:07:01	Gerhard Weidner(FRG)	8-28-83									
	2:28:24	Albert Theobald(AUS)	4-5-83		4:55:12	Glen Wells(UT)	4-27-86									
83	2:56:32	Earl Bailey(VA)	5-26-85		5:03:29	Gary Little(NZL)	10-10-93									
	2:35:12	Albert Theobald(AUS)	6-29-85		5:04:45	Sal Corrallo(VA)	5-16-82									
84	2:34:01	Albert Theobald(AUS)	4-3-87		5:04:45	John Allen(CA)	9-10-78									
					5:03:29	Peter Worth(GB)	8-6-83									
					5:04:45	Sal Corrallo(VA)	4-29-84									
					5:00:39	Don Johnson(NJ)	4-4-71									
					5:06:36	Max Green(MI)	2-21-88									
					5:20:40	Peter Worth(GB)	4-12-86									
					5:11:54	Karl Krueger(CA)	2-22-87									
					5:09:52	Sal Corrallo(VA)	2-21-88									
					5:40:35	Peter Worth(GB)	4-9-88									
					4:50:37	Don Johnson(NJ)	4-20-75									
					5:38:59	Max Gould(CAN)	3-13-77									
						Lawrence O'Neil(MT)	6-11-67									

# WOMEN'S RACE WALKING

## ONE MILE WALK


40	7:51i	Jolene Steigervalt(CA)	2-11-84	38	p16:18.85i	Mataji Graham(NH)	4-4-92
41	7:45i	Jolene Steigervalt(CA)	2-3-85	39	14:11.8	Suzanne Griesbach(FRG)	7-21-84
42	8:05.6	Jolene Steigervalt(CA)	7-2-86	40	15:12	Gayle Johnson(MO)	10-21-89
43	8:32	Lori Maynard(CA)	4-7-79	41	16:24.6i	Phyllis Hansen(NJ)	3-19-93
44	8:06	Lori Maynard(CA)	5-26-80	42	17:07y	Jolene Steigervalt(CA)	6-28-86
45	8:05	Jo Ann Nedelco(CA)	4-15-89		p13:26.6i	Suzanne Griesbach(FRG)	-87
46	7:56	Jo Ann Nedelco(CA)	6-10-89	43	14:23.33i	Viisha Sedlak(CO)	4-4-92
47	7:52	Jo Ann Nedelco(CA)	6-9-90	44	15:12.2i	Viisha Sedlak(CO)	3-19-93
48	8:21	Beverly La Veck(UA)	7-25-84	45	14:57.6	Gayle Johnson(MO)	4-24-94
49	8:23.8i	Beverly La Veck(UA)	2-23-86	46	16:16.0	Donna Cunningham(CA)	9-11-93
50	8:34.1	Beverly La Veck(UA)	4-24-86	47	16:03y	Jo Ann Nedelco(CA)	6-9-9

## 5k WALK

35	22:39	Victoria Herazo(CA)	9-17-94
36	23:46.8	Lilien Miller(GBR)	6-28-81
	24:53	Vickie Jones(CA)	4-25-82
37	23:16	Suzanne Griesbach(FRG)	5-25-82
	23:18	Lynda Brubaker(PA)	9-17-94
38	25:00.27	Lilien Miller(GBR)	9-26-83
39	23:55.6	Suzanne Griesbach(FRG)	6-30-84
	24:24.69	Karen Stoyanowski(CA)	8-12-94
40	24:52.14	Sally Richards-Kerr(CO)	8-13-93
	23:27p	Suzanne Griesbach(FRG)	6-15-85
41	24:14	Sally Richards-Kerr(CO)	9-18-93
42	24:18	Viisha Sedlak(CO)	7-21-91
43	25:07	Viisha Sedlak(CO)	8-14-92
	p24:38	Jacqueline Bonnet(FRA)	-
	24:14	Gayle Johnson(MO)	8-29-93
45	25:51	Lori Maynard(CA)	5-30-81
46	25:28	Jo Ann Nedelco(CA)	9-24-89
	p24:52	Jacqueline Bonnet(FRA)	-
47	25:09.47	Jo Ann Nedelco(CA)	8- 2-90
48	25:41	Jo Ann Nedelco(CA)	6- 8-91
49	26:16	Jo Ann Nedelco(CA)	9-27-92
50	26:01.0	Waltraud Seiler(GER)	7-21-91
	26:53	Jo Ann Nedelco(CA)	9-25-93
51	26:41.2	Beverly La Veck(WA)	7-31-87
52	26:06.83	Waltraud Seiler(GER)	10-16-93
	28:28	Beverly La Veck(WA)	3- 4-89
53	26:29.4	G. Migliasso(ITA)	7-21-91
	27:59	Beverly La Veck(WA)	8- 5-89
	p25:54.8	Vieno Heikkila(FIN)	7-21-91
54	28:21.8	Elton Richardson(NY)	4-24-93
55	27:29.68	Elton Richardson(NY)	8-12-94
56	27:17.2	Olga Meyer(GER)	8-22-84
	28:24.2	Ruth Eberle(MO)	7-31-87
57	28:44.4	Beverly La Veck(WA)	11-20-93
58	26:47	Jean Albury(AUS)	12- 4-87
	28:12.41	Beverly La Veck(WA)	8-12-94
59	28:22	Mary Worth(GBR)	12- 4-87
	29:30.0	Joyce Decker(IL)	9- 1-93
60	28:08.4	Olga Meyer(FRG)	7- 2-88
	29:48	Joyce Decker(IL)	10- 5-94
61	29:07	Helena Rothman(RSA)	1-23-93
	29:34.64	Ruth Eberle(MO)	8-14-92
62	29:02	Ruth Eberle(MO)	8-29-93
	p28:47	Olga Meyer(FRG)	- -90
63	28:45.0	Olga Meyer(FRG)	7-21-91
	29:29.04	Ruth Eberle(MO)	8-12-94
64	29:37.28	May Bengtsson(SWE)	9-26-83
	31:02	Ruth Leff(WI)	4-21-91
65	30:10.0	May Bengtsson(SWE)	8-22-84
	31:30	Miriam Gordon(FL)	7- 1-91
66	29:22.2	Britta Tibbling(SWE)	8-22-84
	31:06.0	Ruth Leff(WI)	9- 1-93
67	32:11.0	Ewa Eriksson(SWE)	8-22-84
	32:46	Ruth Van Sandt(CA)	8- 5-89
68	30:37	May Bengtsson(SWE)	12- 4-87
	31:34	Miriam Gordon(FL)	1-22-94
69	29:33	Britta Tibbling(SWE)	12- 4-87
	32:54	Miriam Gordon(FL)	10-22-94
70	30:09.0	Britta Tibbling(SWE)	7- 2-88
	34:36	Luise Nottage(NM)	7- 1-91
71	29:16	Britta Tibbling(SWE)	7-21-89
	34:59	Imogene Watkins(MS)	7- 1-91
72	35:07	Velma Jacobs(CO)	8- 5-88
73	30:50.2	Britta Tibbling(SWE)	7-21-91
	38:04	Fan Benno(TX)	7- 1-91
74	36:37	Imogene Watkins(MS)	10- 1-94
75	32:44.76	Britta Tibbling(SWE)	10-16-93
	36:51	Velma Jacobs(GREELEY(CO)	7- 1-91
76	37:28	Margit Lindgren(SWE)	12- 4-87
	38:34	Eleanor Miller(NC)	7- 1-91
77	35:48.2	Ailsa Forbes(NZ)	12- 4-87
	36:26	Helen Sutter(FL)	3-31-90
78	37:04	Nance Jeffreys(AUS)	12- 4-87
	37:56	Estelle Frenberg(AZ)	7- 1-91
79	39:00	Anne Clarke(IL)	8- 5-89
80	37:41	Polly Clarke(CO)	7- 1-91
81	40:29	Anne Clarke(IL)	7-21-91
82	37:56.04	Polly Clarke(CO)	8-14-92
83	46:22	Marilla Salisbury(CA)	7-21-91
84	66:57	Marilla Salisbury(CA)	8-14-92
85	58:09	Sue Matthews(PA)	7- 1-91
86	46:57	Anna Ward(MO)	7- 1-91

## 10k WALK

35	47:43	Victoria Herazo(CA)	10- 8-94
36	47:46	Lynda Brubaker(PA)	9-26-93
37	46:59	Lynda Brubaker(PA)	10- 1-94
38	52:41	Lilien Miller(GBR)	9-28-83
39	48:21.4	Suzanne Griesbach(FRG)	5-13-84
	49:07	Elizabeth Galasso(NY)	3-29-92
40	49:10	Suzanne Griesbach(FRG)	7- 9-85
	50:36	Sally Richards-Kerr(CO)	3-28-93
41	49:15.0	Viisha Sedlak(CO)	6-16-90
42	49:59	Jane Jackson(NZL)	11-19-89
	50:14	Viisha Sedlak(CO)	7-25-91
43	50:55	Gayle Johnson(MO)	3-29-92
44	52:00	Lori Maynard(CA)	6-29-80
45	52:57	Jane Jackson(NZL)	10-10-92
	52:58	Lori Maynard(CA)	7-19-81
46	52:53	Jo Ann Nedelco(CA)	4-28-90
	p52:49.0	Vieno Heikkila(FIN)	7-24-84
47	52:36	Jo Ann Nedelco(CA)	9- 8-90
	p51:32	Heidi Rebellato(SWI)	7-30-89
48	53:27	Jo Ann Nedelco(CA)	6-23-91
49	54:33	Shiela Miller(AUS)	11-29-87
	55:42	Jo Ann Nedelco(CA)	8-16-92
50	53:11	Waltraud Seiler(GER)	7-21-91
	57:06	Jo Ann Nedelco(CA)	8-14-93
51	57:06	Olga Meyer(FRG)	7-31-79
	57:22	Beverly La Veck(WA)	11-29-87
52	54:47	Waltraud Seiler(GER)	10-11-93
	58:28	Jill Latham(CA)	7-30-89
53	57:21	Beverly La Veck(WA)	7-30-89
	p55:04	Vieno Heikkila(FIN)	7-21-91
54	57:17	Margareta Ohlsson(SWE)	1-13-81
	57:21	Elton Richardson(NY)	8-14-93
55	57:24	Elton Richardson(NY)	8-14-94
56	56:05	Beverly La Veck(WA)	8-16-92



Sally Richards-Kerr. Photo by Jerry Wojcik

57	58:25.0	Beverly La Veck(WA)	11-20-93
58	57:56	Beverly La Veck(WA)	8-14-94
59	57:00	Olga Meyer(FRG)	11-29-87
	59:08.2	Joyce Decker(IL)	9-19-93
60	56:38	Olga Meyer(FRG)	6-26-68
	63:05	Joyce Decker(IL)	9-25-94
61	57:22	Britta Tibbling(SWE)	7-31-79
	59:43	Ruth Eberle(MO)	8-16-92
62	56:54	Britta Tibbling(SWE)	1-13-81
	61:50	Ruth Eberle(MO)	8-14-93
63	59:27	Olga Meyer(FRG)	7-25-91
	60:12	Ruth Eberle(MO)	8-14-94
64	63:31	May Bengtsson(SWE)	9-28-83
	65:20	Joan Rowland(WY)	7- 7-90
65	61:03	Britta Tibbling(SWE)	9-28-83
	64:45	Ruth Leff(WI)	6- 6-92
66	63:31	Eva Wistrom(SWE)	11-29-87
	65:11.0	Ruth Leff(WI)	9-19-93
67	68:59	Ruth Van Sandt(CA)	7-30-89
68	63:13	May Bengtsson(SWE)	11-29-87
	65:28	Miriam Gordon(FL)	10-11-93
69	59:51	Britta Tibbling(SWE)	11-29-87
	69:15	Miriam Gordon(FL)	8-14-94
70	60:18	Britta Tibbling(SWE)	6-26-88
	70:02	Ruth Van Sandt(CA)	5- 2-92
71	62:08	Britta Tibbling(SWE)	7-30-89
	71:45	Imogene Watkins(MS)	7-25-91
72	72:06	Ruth Van Sandt(CA)	5-22-94
73	62:45	Britta Tibbling(SWE)	7-25-91
	85:10	Adaline Crocker(HI)	2-17-85
74	73:19	Nora Wedemo(SWE)	11-29-87
	88:13	Adaline Crocker(HI)	8- 3-86
75	67:56	Britta Tibbling(SWE)	10-11-93
	82:56	Adaline Crocker(HI)	8-16-87
76	76:47	Margit Lindgren(SWE)	11-29-87
77	77:22	Ailsa Forbes(NZ)	11-29-87
	83:34	Adaline Crocker(HI)	7-30-89
78	73:52	Ailsa Forbes(NZ)	7-30-89
80	76:28	Margit Lindgren(SWE)	7-25-91
	1:40:03	Marilla Salisbury(CA)	11-29-87
81	1:31:03	Marilla Salisbury(CA)	7-30-89
82	1:58:30	Marilla Salisbury(CA)	8- 5-90

## ONE HOUR WALK

35	7-1285	12,440 Victoria Herazo(CA)	10- 9-94
36	p6-821	10,407 Debbie Benton(MI)	10- 3-93
40	6-1013	10,582 E. Walbridge(NM)	11-17-90
41	7-662	11,871 Heather McDonald(AUS)	11-11-90
	6-1184	10,739 Phyllis Hansen(NJ)	11-22-92
42	6-1592	11,112 Phyllis Hansen(NJ)	10-23-93
43	6-1016	10,585 Jeanette Smith(IN)	10-17-92
44	7-85	11,343 Lori Maynard(CA)	6-29-80
45	6-1519	11,045 Jo Ann Nedelco(CA)	12-18-88
46	7-14	11,278 Jo Ann Nedelco(CA)	12-17-89
47	7-159	11,411 Jo Ann Nedelco(CA)	7-15-90
48	6-679	10,277 Jolene Steigerwalt(CA)	12-17-91
49	6-490	10,104 Jeanne Bocci(MI)	9-12-92
50	6-638	10,239 Penny Hall(AUS)	11-11-90
	6-98	9,746 Jolene Steigerwalt(CA)	12-11-93
51	6-70	9,720 Helen Jo Hillman(DC)	10-23-88
52	6-825	10,410 Joan Hooper(AUS)	12-13-89
	6-445	10,063 Beverly La Veck(WA)	11- 5-88
53	6-541	10,151 Elton Richardson(NY)	10-17-92
54	6-597	10,202 Elton Richardson(NY)	10- 3-93
55	6-624	10,227 Elton Richardson(NY)	10- 9-94
56	6-275	9,908 Beverly La Veck(WA)	11-14-92
57	6-685	10,282 Beverly La Veck(WA)	11-20-93
58	6-119	9,765 Joyce Decker(IL)	6- 9-92
59	6-543	10,153 Joyce Decker(IL)	9-19-93
60	5-1699	9,600 June-Marie Provost(CAN)	12-11-93
	5-1654	9,559 Ruth Eberle(MO)	10-15-91
61	6-49	9,701 Ruth Eberle(MO)	10-18-92
62	5-1724	9,623 Ruth Eberle(MO)	10-23-93
63	5-1204	9,148 Patricia Wesley(DC)	10-26-91
64	5-1262	9,201 Patricia Wesley(DC)	10-18-92
65	5-1339	9,271 Ruth Leff(WI)	6- 6-92
66	5-1549	9,463 Beryl Neuman(AUS)	6-23-90
	5-1272	9,210 Ruth Leff(WI)	9-19-93
67	5-36	8,080 Rose Kash(CA)	12-10-88
68	5-206	8,235 Rose Kash(CA)	12- 9-89
69	4-1660	7,955 Rose Kash(CA)	12-23-90
70	4-1536	7,842 Rose Kash(CA)	12- 7-91
71	5-465	8,472 Velma Jacobs(CO)	9-28-87
72	4-1326	7,650 Velma Jacobs(CO)	9-18-88
73	4-1218	7,551 Adaline Crocker(HI)	7-13-85

## 15k WALK

36	1:19:42	Lynda Brubaker(PA)	10-31-93
37	1:21:52	Therese Ikonian(CA)	7-24-94
40	1:26:13	Jolene Steigerwalt(CA)	1- 8-84
41	1:20:06	Sally Richards-Kerr(CO)	9- 5-93
42	1:21:46	Viisha Sedlak(CA)	5-12-91
43	1:27:58	Lori Maynard(CA)	11-25-79
44	1:24:06	Jeanne Bocci(MI)	8-16-87
45	1:23:23	Jo Ann Nedelco(CA)	4-30-89
47	1:24:40	Jo Ann Nedelco(CA)	5-12-91
48	1:36:10	Kathy Fribley(TX)	9- 5-93
49	1:27:34	Lori Maynard(CA)	3-30-85
50	1:28:50	Beverly La Veck(WA)	12-13-86
51	1:26:42	Beverly La Veck(WA)	8-16-87
52	1:32:33	Jill Latham(CA)	4-30-89
53	1:30:25	Beverly La Veck(WA)	4-30-89
54	1:33:31	Ruth Eberle(MO)	8-25-85
55	1:28:03	Beverly La Veck(WA)	5-12-91
56	1:30:42	Ruth Eberle(MO)	8-16-87
57	1:31:27	Beverly La Veck(WA)	3-13-94
58	1:41:15	Joyce Decker(IL)	10-18-92
59	1:38:09	Joyce Decker(IL)	10-24-93
60	1:39:14	Joyce Decker(IL)	10-16-94
61	1:39:22	Ruth Leff(WI)	10- 9-88
62	1:40:19	Ruth Leff(WI)	10- 8-89
63	1:41:39	Ruth Leff(WI)	10-21-90
64	1:42:30	Ruth Leff(WI)	5-27-91
65	1:44:05	Ruth Leff(WI)	10-18-92
66	1:39:58	Ruth Leff(WI)	9-19-93
67	1:44:57	Ruth Leff(WI)	10-16-94
68	1:52:18	Mayme Bdera(NY)	10- 9-83
69	1:54:09	Joanne Beers(CA)	9- 4-94
70	1:59:21	Rose Kash(CA)	5-24-92
71	2:06:41p	Thelma Greig(HI)	4- 6-86
72	2:03:03	Rose Kash(CA)	5-22-94
73	2:08:09	Adaline Crocker(HI)	6-16-85
	2:05:13p	Adaline Crocker(HI)	4- 7-85
74	2:05:14	Adaline Crocker(HI)	4- 6-86
75	2:04:06	Ernestine Yeomans(OH)	4- 7-94
	2:05:24	Adaline Crocker(HI)	8-16-87

## 20k WALK

35	1:40:45	Irene Bateman(GBR)	4- 9-83
	p1:53:55	Bonnie Dillon(CA)	3-28-82
36	1:47:34	Lynda Brubaker(PA)	10-31-93
37	1:58:50	Gloria Rawls(CA)	5-22-94
38	1:50:54	Viisha Sedlak(CO)	8-16-87
39	p1:50:43	Ingrid Adam(FRA)	10-20-84
	1:47:38	L. Nityagovskaya(RUS)	7-31-94
	1:57:23	Jolene Steigerwalt(CA)	1- 8-84
41	1:48:29	Sandra Brown(GBR)	3- 2-91
	1:52:07	Sally Richards-Kerr(CO)	7-31-94
	1:52:22	Jeanne Bocci(MI)	8-25-85
42	1:59:01	Lori Maynard(CA)	11-25-79
43	1:42:22	Heather McDonald(AUS)	12- 9-93
44	1:53:05	Jeanne Bocci(MI)	8-16-87
45	1:55:07	Lori Maynard(CA)	5- 2-81
	p1:48:25	Vieno Heikkila(FIN)	- -
46	1:54:42	Lori Maynard(CA)	5- 9-82
47	1:58:25	Lori Maynard(CA)	8-21-83
48	1:56:		

60	2:04.34	Mary Worth(GBR)	4- 8-89	57	2:38:41	Beverly La Veck(WA)	3-13-94
	2:12.26	Joyce Decker(IL)	11-16-94	58	2:51:02	Joyce Decker(IL)	10-18-92
61	2:05:58	Jane-Marie Provost(CAN)	7-31-94	59	2:48:08	Joyce Decker(IL)	10-24-93
	2:19:06	Ruth Leff(WI)	10-16-88	60	2:45:45	Joyce Decker(IL)	10-16-94
62	2:22:02	Ruth Leff(WI)	10-22-89	61	2:55:39	Ruth Leff(WI)	10-16-88
63	2:16:53	Ruth Leff(WI)	10-21-90	62	3:00:24	Ruth Leff(WI)	10-22-89
64	2:20:15	Ruth Leff(WI)	10-20-91	63	2:53:27	Ruth Leff(WI)	10-21-90
65	2:12.02	Oiga Meyer(FRG)	5-29-93	64	2:59:28	Ruth Leff(WI)	10-20-91
	2:18.07	Ruth Leff(WI)	10-18-92	65	2:53:30	Ruth Leff(WI)	10-18-92
66	2:22.15	Ruth Leff(WI)	10-24-93	66	3:00:58	Ruth Leff(WI)	10-24-93
67	2:20.47	Ruth Leff(WI)	10-16-94	67	2:57:47	Ruth Leff(WI)	10-16-94
68	2:29:42	Joanne Beers(CA)	3-20-94	68	3:14:39	Wayne Bdera(NY)	10- 9-83
69	2:40.57	Ernestine Yeomans(OH)	4-17-88				
72	2:52:14	Adeline Crocker(MI)	8-19-84				
75	2:49:18	Adeline Crocker(MI)	8-16-87				

<b>25k WALK</b>				<b>50k WALK</b>			
36	2:14:52	Lynda Brubaker(PA)	10-31-93	36	5:25:18	Daniela Hairabedian(WA)	4- 8-90
39	3:06:44	Laura Barnes(GA)	10-31-93	38	5:23:16	Cath Reader(GBR)	10- 4-93
40	3:00:10	Jane Smith(WI)	10-22-89	41	7:11:22	Lori Maynard(CA)	12-11-77
42	2:35:57	Anne Vanderhoff(WA)	2-10-80	42	5:29:04	Anne Vanderhoff(WA)	2-10-80
43	2:31:02	Lori Maynard(CA)	11-25-79		4:50:51	Sandra Brown(GBR)	- -91
44	2:29:17	Jeanne Bocci(MI)	10-24-87	43	7:06:13	Isabel Stuper(NJ)	4- 8-90
45	2:34:11	Beverly La Veck(WA)	3-28-82	44	5:30:35	Jeanne Bocci(MI)	2-21-88
46	2:52:45	Emily Hewitt(MA)	9- 9-90	45	4:56:27	Sandra Brown(GBR)	9-13-91
47	2:35:11	Beverly La Veck(WA)	5-22-83		5:26:30	Beverly La Veck(WA)	6- 7-81
48	3:02:46	Kathy Frable(TX)	10-31-93	46	7:09:34	Mary Goodwin(VA)	11- 5-83
49	3:06:10	Carlene Marion(WC)	4- 8-90	47	5:27:20	Beverly La Veck(WA)	5-22-83
51	2:52:38	Lida Askew(TX)	3-12-78	48	6:45:34	Carlene Marion(WC)	4- 8-90
52	2:47:39	Hansi Rigney(CA)	3-13-94	50	6:24:00	Jill Latham(CA)	2-22-87
53	2:45:08	Jill Latham(CA)	4- 8-90	51	5:37:24	Marina Hoernecke(SPA)	4-10-93
55	3:04:09	Carol Schneider(FL)	10-16-94	52	5:52:21	Jill Latham(CA)	3- 5-89
56	2:53:18	Joyce Decker(IL)	10-21-90	53	5:43:26	Jill Latham(CA)	4- 8-90
				56	6:50:15	Eliz. Petterson(WC)	3- 5-89
				58	7:45:51	Dee Dee Walker(GA)	3- 5-89
				64	7:27:49	Marie Henry(NJ)	2-21-88

## MEN'S U.S. OUTDOOR MASTERS RECORDS

### Running

100 yards	10.0	Dean Smith(SO. CAL. STRIDERS)	Fresno, CA	5-12-72
220 yards	22.3	Thane Baker(Dallas, TX)	Manhattan, KS	7-13-74
440 yards	51.4	James Lingel(BAY AREA STRIDERS)	San Francisco, CA	4- 1-72
880 yards	1:58.8h	Frank McBride(MOTOR CITY STRIDS)	Kalamazoo MI	5-29-71
one mile	4:12.24	Larry Alberg(Ellensburg, WA)	Philadelphia, PA	4-28-90
two miles	9:17.6	Ray Hatton(Bend, OR)	Eugene, OR	4- 1-72
three miles	14:29.2	Ray Hatton(Bend, OR)	Portland, OR	6-15-74
four miles	19:50.6	Hal Higdon(INDIANA STRIDERS)	San Diego, CA	7- 6-73
five miles	24:56.4	Hal Higdon(INDIANA STRIDERS)	San Diego, CA	7- 6-73
six miles	29:59.0	Ray Hatton(Bend, OR)	Eugene, OR	4-26-75
seven miles	36:38.0	Peter Mundie(SANTA MONICA AA)	Goleta, CA	7-26-69
eight miles	42:02	Hal Higdon(INDIANA STRIDERS)	Champaign, IL	4-29-73
nine miles	47:23	Peter Mundie(SANTA MONICA AA)	Goleta, CA	7-26-69
ten miles	52:44	Peter Mundie(SANTA MONICA AA)	Goleta, CA	7-26-69
fifteen miles	1:26:38	Truman Clark(TOBIAS STRIDERS)	Santa Monica, CA	9-12-76
twenty miles	1:56:51	Truman Clark(TOBIAS STRIDERS)	Santa Monica, CA	9-12-76
twenty-five miles	2:44:32	Johnnie Faerber(MID PACIFIC RRC)	Santa Monica, CA	9- 9-78
fifty miles	5:42:03	Peter Jeffres(CORTLAND, NY)	Hannibal, NY	7- 7-79
one hour run	11m74.0y	Ray Hatton(Bend, OR)	Salem, OR	8- 7-76
two hour run	20m99.7y	Truman Clark(TOBIAS STRIDERS)	Santa Monica, CA	9-12-76

### Running - Metric Distances

100 meters	10.6	Eddie Hart(Oakland, CA)	Berkeley, CA	9-11-89
200 meters	21.86	Bill Collins(Houston, TX)	Spokane, WA	8-15-92
400 meters	48.44	James King(San Diego, CA)	Eugene, OR	8- 5-89
800 meters	1:52.5	Ken Popejoy(Wheaton, IL)	Naperville, IL	5-31-91
1500 meters	3:53.18	Larry Alberg(Ellensburg, WA)	Eugene, OR	8- 5-89
3000 meters	8:43.7	Web Loudat(New Mexico)	Cambridge, MA	6-13-87
5000 meters	14:59.6	Hal Higdon(INDIANA STRIDERS)	London	8-25-72
10,000 meters	30:50.37	Larry Alberg(Ellensburg, WA)	Eugene, OR	7-30-89
15,000 meters	48:00	Herb Lorenz(PENN AC)	Palo Alto, CA	1- 1-80
20,000 meters	70:50	Jerry Smartt(BEV HILLS STRIDS)	Santa Monica, CA	8-27-75
25,000 meters	1:29:47	Truman Clark(TOBIAS STRIDERS)	Santa Monica, CA	9-12-76
30,000 meters	1:48:39	Truman Clark(TOBIAS STRIDERS)	Santa Monica, CA	9-12-76
35,000 meters	2:22:22	Johnnie Faerber(MID PACIFIC RRC)	Santa Monica, CA	9- 9-78
40,000 meters	2:33:11	Peter Jeffers(Cortland, NY)	Hannibal, NY	7- 7-79
50,000 meters	3:14:55	Peter Jeffers(Cortland, NY)	Hannibal, NY	7- 7-79

### Hurdle Events

110 meter hurdles (39")	14.24	Stan Druckrey(Milwaukee, WI)	Eugene, OR	7-30-89
400 meter hurdles (36")	52.7	Stan Druckrey(Milwaukee, WI)	Libertyville, IL	7- 8-89
3000 meter steeplechase	9:18.6	Hal Higdon(INDIANA STRIDERS)	Toronto	8-15-75

### Race Walking

one mile	7:06.8	John Kelly(SO. CAL. STRIDERS)	San Diego, CA	7- 3-71
three miles	24:04.0	Johnny Markon(LONG ISLAND AC)	San Diego, CA	7- 4-69
5000 meters	22:26.9	Ron Kulik(NYAC)	Gresham, OR	7- 7-79
six miles	50:36.6	Johnny Markon(LONG ISLAND AC)	San Diego, CA	7- 5-69
10,000 meters	49:52.2	John Kelly(SO. CAL. STRIDERS)	Walnut, CA	4-19-72

### Field Events

high jump	6'8	John Dobroth(SO. CAL. STRIDERS)	Los Angeles, CA	7- 8-81
high jump	6'8	John Hartfield(Houston, TX)	New York, NY	7-18-86
pole vault	16'6	Steve Hardison(CA)	Los Angeles, CA	7-15-90
long jump	23'2	Stan Whitley(Alta Loma, CA)	Eugene, OR	7-29-89
triple jump	54'4 3/4	Ray Kimble(US)	Edinburgh	7- 2-93
shot put (16 pounds)	70'3	Brian Oldfield(CA)	8- -85	
discus throw (2.0 Kg)	172'2	Bob Humphreys(CORONA DEL MAR TC)	Walnut, CA	4-25-76
hammer throw (16 pounds)	243'1	Ed Burke(San Gabriel, CA)	Berkeley, CA	6-12-83
javelin throw (800 grms)	242'9	Larry Stuart(SO. CAL. STRIDERS)	Los Angeles, CA	6- 9-79
weight throw (35 pounds)	71'7	Ed Burke(San Gabriel, CA)	Eugene, OR	9-25-82

### Combined Events

decathlon (39" hurdles)	6394	Rex Harvey(Des Moines, IA)	Eugene, OR	7-29-89
		(11.85, 6.26, 12.09, 1.73, 54.08, 15.60, 39.71, 4.30, 50.94, 5:28.06)		
pentathlon	3117	Gary Miller(CORONA DEL MAR TC)	San Juan, PR	9-30-83
		(6.01, 48.96, 23.47, 35.10, 4:45.2)		

### Relays

440 (4X110)	44.4	CORONA DEL MAR TRACK CLUB	San Diego, CA	7- 1-72
		(Davidson-Jackson-Schlegel-Stolpe)		
880 (4X220)	1:32.9	CORONA DEL MAR TRACK CLUB	Irvine, CA	5-31-77
		(Dennis-Waterman-Segal-Knox)		
one mile (4X440)	3:29.5	SOUTHERN CALIFORNIA STRIDERS	Los Gatos, CA	8-16-81
		(Lee-Newton-Cohen-Knocke)		
two mile (4X880)	8:25.4	WEST VALLEY TRACK CLUB	Berkeley, CA	9- 6-80
		(Cathcart-Donaldson-Knebel-Richardson)		
sprint medley (440-220-220-880)	3:42.0	CORONA DEL MAR TRACK CLUB	Pomona, CA	5-20-78
distance medley (440-880-1320-one mile)	11:03.8	(Knox-Dennis-Segal-Miller)		
4 MILE (4 X one mile)	18:33.4	SOUTHERN CALIFORNIA STRIDERS	Northridge, CA	5-15-82
		(Knocke-Lee-Elliott-Cohen)		
		WEST VALLEY TRACK CLUB	Berkeley, CA	9-15-79
		(Welck-Richardson-Knebel-Cathcart)		

### Relays - Metric Distances

440 (4X110)	43.1	CORONA DEL MAR TRACK CLUB	Northridge, CA)	6- 7-80
		(Dennis-Smith-Segal-Miller)		
800 (4X200)	1:30.6	WEST VALLEY TRACK CLUB	Lima	7-28-86
		(Brooks-Knocke-Whitely-Duffy)		



From left: Dennis Duffy, Harvey Franklin, Ramsay Thomas, Bill McMillian of the West Valley Track Club, after setting a new world M50-59 record of 8:45.88 in the 4x800 relay. Photo by Don Rose



1600 (4X400)	3:25.40	PHILADELPHIA MASTERS CLUB (Abayomi-Stanford-Burnett-Roberts)	Philadelphia,PA	4-30-84
3200 (4X800)	p8:11.02	WEST VALLEY TRACK CLUB (Thomas-Franklin-Tracy-Mason)	New York,NY	7-19-86
sprint medley (440-220-220-880)	3:36.1	WEST VALLEY TRACK CLUB (Knocke-Edens-Smith-Cohen)	Philadelphia,PA	8-14-82
distance medley (440-880-1320-one mile)	10:53.8	PHILADELPHIA MASTERS (Huckel-Abayomi-Zwolak-Engelman)	New York,NY	7-11-82

## MEN'S U.S. NATIONAL OUTDOOR CHAMPIONSHIP MEET RECORDS

### Running

100 yards	10.3h	Richard Stolpe(U.S. NAVY)	San Diego,CA	7- 2-70
100 yards	10.3h	George Rhoden(JAM,MO CAL SEN TC)	San Diego,CA	7- 2-70
220 yards	23.0	Richard Stolpe(U.S. NAVY)	San Diego,CA	7- 4-70
440 yards	52.3	Bill Fitzgerald(SENIORS TC - LA)	San Diego,CA	7- 5-69
880 yards	2:00.9	Bill Fitzgerald(SENIORS TC - LA)	San Diego,CA	7- 2-71
one mile	4:31.8	James Van Tatenhove(SEN TC - LA)	San Diego,CA	7- 3-71
two miles	9:38.8	Peter Mundle(SANTA MONICA AA)	San Diego,CA	7- 5-69
three miles	14:51.8	Peter Mundle(SANTA MONICA AA)	San Diego,CA	7- 4-69
six miles	31:28.4	Peter Mundle(SANTA MONICA AA)	San Diego,CA	7-19-68
fifty miles	6:13:17	Ed Almeida(SAN DIEGO TC)	Santa Monica,CA	9- 9-78

### Running - Metric Distances

100 meters	10.88	Bill Collins(Houston,TX)	Naperville,IL	7- 5-91
200 meters	21.86	Bill Collins(Houston,TX)	Spokane,WA	8-15-92
400 meters	48.61	James King(San Diego,CA)	San Diego,CA	7-21-89
800 meters	1:55.7	George Cohen(SO. CAL. STRIDERS)	Los Gatos,CA	8-15-81
1500 meters	3:56.30	Larry Almborg(Ellensburg,WA)	San Diego,CA	7-22-89
5000 meters	14:49.8	Albie Thomas(AUS)	White Plains,NY	8- 8-75
10,000 meters	30:46.6	Laurie O'Hara(GB)	San Diego,CA	7- 6-73

### Hurdle Events

110 meter hurdles (39")	14.55	Colin Williams(OK)	Provo,UT	8-12-93
400 meter hurdles (36")	53.10	James King(San Diego,CA)	Naperville,IL	7- 6-91
3000 meter steeplechase	9:29.8	Jim McDonald(NZ)	White Plains,NY	8- 9-75

### Race Walking

one mile	7:06.8	John Kelly(SO. CAL. STRIDERS)	San Diego,CA	7- 3-71
three miles	24:24.0	Johnny Markon(LONG ISLAND AC)	San Diego,CA	7- 4-69
six miles	50:36.6	Johnny Markon(LONG ISLAND AC)	San Diego,CA	7- 5-69
5000 meters	22:26.0	Raymond Funkhouser(Toms River,NJ)	Spokane,WA	8-14-92

### Field Events

high jump	6'8	John Hartfield(Houston,TX)	New York,NY	7-18-86
pole vault	16'3	Ed Lipscomb(Portland,OR)	Spokane,WA	8-14-92
long jump	22'6	Michael James(GBR)	San Diego,CA	7-22-89
triple jump	51'1 3/4	Milan Tiff(Los Angeles,CA)	San Diego,CA	7-20-89
shot put (16 pounds)	53'3 1/4	Ed McComas(BALT. OLYMPIC CLUB)	White Plains,NY	8- 9-75
shot put (16 pounds)	p55'0 1/2	Ed Hill(AL)	New York,NY	7-18-86
discus throw (2.0 Kg)	179'1	Jay Silvester(UT)	Houston,TX	9-17-83
javelin throw (800 grms)	229'3	Bud Held(SAN DIEGO TC)	San Diego,CA	7- 3-70
hammer throw (16 pounds)	222'1	Howard Payne(GB)	San Diego,CA	7- 2-71

### Combined Events

decathlon (39" HURDLES)	6784	Wolfgang Linkmann(WG)	San Antonio,TX	6- 6-81
		(11.51,6.41,14.37,1.80,55.2,15.12,44.22,3.90,53.86,5:19.2)		
pentathlon	2933	Gary Miller(CORONA DEL MAR TC)	Los Gatos,CA	8-16-81
		(6.10,46.45,23.0,31.40,4:47.5)		

### Relays

440 (4X110)	44.4	CORONA DEL MAR TRACK CLUB (Davisson-Jackson-Schlegel-Stolpe)	San Diego,CA	7- 1-72
one mile (4X440)	3:29.08	WEST VALLEY TRACK CLUB (Brooks-Romaine-Cain-Mason)	Eugene,OR	8-17-84
two mile (4X880)	8:10.4	WEST VALLEY TRACK CLUB (Romaine-Thomas-Mason-Franklin)	Eugene,OR	8-18-84

### Relays - Metric Distances

400 (4X100)	43.9	NEW YORK PIONEER CLUB (Bertrand-Weaver-Budd-Riddick)	Atlanta,GA	7- 8-78
800 (4X200)	1:33.5	NEW YORK PIONEER CLUB (Bertrand-O'Neal-Budd-Riddick)	Atlanta,GA	7- 8-78
1600 (4X400)	3:30.6	CORONA DEL MAR TRACK CLUB (Jackson-Tetrault-Palmer-Stolpe)	San Diego,CA	7- 2-72
3200 (4X800)	p8:11.02	WEST VALLEY TRACK CLUB (Thomas-Franklin-Tracy-Mason)	New York,NY	7-19-86

## MEN'S U.S. INDOOR MASTERS RECORDS

### Running

50 yards	5.6	Lloyd Riddick(NYPC)	Hightstown,NJ	2-19-78
50 yards	5.6	Arnold Budd(NYPC)	Hightstown,NJ	2-19-78
60 yards	6.4	Hugo Hartenstein(COLORADO T. C.)	Boulder,CO	12- 5-76
60 yards	6.4	Deen Smith(SO. CAL. STRIDERS)	Los Angeles,CA	1-22-72
300 yards	32.47	Stan Whitley(Pomona,CA)	Baton Rouge,LA	2-27-86
440 yards	53.9	Thane Baker(Dallas,TX)	Dallas,TX	3-27-76
500 yards	63.8	James Goss(BEVERLY HILLS STRIDS)	Anaheim,CA	1-27-75
600 yards	1:15.7	Glen Shane(NYPC)	Syracuse,NY	3-29-80
880 yards	2:01.5	Jim Van Tattenhove(STC)	San Diego,CA	2-19-72
1000 yards	2:19.2	Ernest Billups(UCTC)	Ann Arbor,MI	3-18-79
one mile	4:14.59	Ken Popejoy(Wheaton,IL)	New York,NY	2- 5-93
two miles	9:22.2	Peter Hallop(Ann Arbor,MI)	Ypsilante,MI	1-15-88

### Running - Metric Distances

50 meters	6.2	James Lingel(BAY AREA STRIDERS)	Oakland,CA	2-10-73
60 meters	6.97	Eddie Hart(Oakland,CA)	Madison,WI	3-24-90
200 meters	23.02	Bill Collins(Houston,TX)	Columbus,OH	4- 5-92
400 meters	50.64	James King(San Diego,CA)	E. Rutherford,NJ	2- 9-90
800 meters	1:55.5	Ken Popejoy(Wheaton,IL)	Platterville,WI	1-30-93
1500 meters	3:56.7	Ken Popejoy(Wheaton,IL)	Chicago,IL	3-16-91
3000 meters	8:44.0	Peter Hallop(Ann Arbor,MI)	Ypsilante,MI	1-15-88
5000 meters	15:55.0	Ken Popejoy(Wheaton,IL)	Chicago,IL	1-16-93
		LeW Faxon(TIDEWATER STRIDERS)	Lexington,VA	3- 7-81

### Hurdle Events

50 yard hurdles (39")	6.9	Phil Mulkey(ATLANTA TC)	New Haven,CT	3-13-77
60 yard hurdles (39")	7.64	Lamar Miller(Ann Arbor,MI)	Baton Rouge,LA	2-23-86
60 meter hurdles (39")	8.15	Stan Druckrey(Milwaukee,WI)	Columbus,OH	4- 1-89

### Race Walking

one mile	7:18.2	Sal Corallo(PVT VALLEY TC)	Philadelphia,PA	2-29-76
two miles	13:31	Larry Walker(CA)	Los Angeles,CA	1- 6-85

### Field Events

high jump	6'7 1/4	Steve Markins(NY)	Bozeman,MT	3-20-93
pole vault	15'3	Richard Christoph(Cincinnati,OH)	Cincinnati,OH	3- 1-92
long jump	23'1	Stan Whitley(Pomona,CA)	Baton Rouge,LA	2-22-86
triple jump	45'4 3/4	John Hartfield(Houston,TX)	Sterling,IL	3-30-85
shot put (16 pounds)	65'10 1/4	Brian Oldfield(CA)	Johnson City,TN	1-17-86
weight throw (35 pounds)	64'10 3/4	Al Hall(NYAC)	New Haven,CT	3-13-77

### Relays

one mile (4X440)	3:34.4	NEW YORK PIONEER CLUB (O'Neal-Valentine-Shane-Small)	West Point,NY	3-15-80
two mile (4X880)	8:30.0	NEW YORK PIONEER CLUB (Connelly-Krebs-Genovese-Zipper)	New Haven,CT	3-13-77
640 (4X160)	1:12.7	CORONA DEL MAR TRACK CLUB (Schlegel-Jackson-Cheek-Knox)	Anaheim,CA	1-27-75
1600 (4X400)	3:33.3	NEW YORK PIONEER CLUB (Gaton-Small-Shane-O'Neal)	Syracuse,NY	3-29-80
3200 (4X800)	9:00.8	NEW YORK MASTERS CLUB (Fine-Bohigian-Krebs-Zipper)	Syracuse,NY	3-29-80
3200 (4X800)	p8:19.09	METROPOLITAN A. C. (S. Keyes-N. Keyes-Green-Talib)	Blaine,MN	3-23-91
3200 (4X800)	p8:24.03	WEST VALLEY TRACK CLUB ( )	Madison,WI	3-28-87
distance medley (440-880-1320-one mile)	11:01.4	ANN ARBOR TRACK MASTERS (Hiedholm-Bernard-Lampman-Sleeman)	Ann Arbor,MI	1-22-83

## MEN'S U.S. NATIONAL MASTERS INDOOR CHAMPIONSHIP MEET RECORDS

### Running

50 yards	5.7	Larry Wilson(PHIL MASTERS)	New Haven,CT	3-13-77
50 yards	5.7	Clifton Bertrand(TRINIDAD, NYPC)	Medford,MA	3-14-76
60 yards	6.5	Ken Dennis(CORONA DEL MAR TC)	Boston,MA	3-27-82
60 yards	p6.45	Stan Whitley(Pomona,CA)	Madison,WI	3-28-87
300 yards	32.47	Stan Whitley(Pomona,CA)	Baton Rouge,LA	2-27-86
440 yards	57.1	Mathew Brown(Edison,NJ)	Hightstown,NJ	3- 2-75
600 yards	1:15.7	Glen Shane(NYPC)	Syracuse,NY	3-29-80
880 yards	2:07.1	William Krebs(NYPC)	Hightstown,NJ	3- 2-75
1000 yards	2:19.2	Ernest Billups(UCTC)	Ann Arbor,MI	3-18-79
1000 yards	p2:18.94	Russel Schneichel(CAN)	Madison,WI	3-28-87

one mile	4:25	Ernie Billups(UCTC)	Boston,MA	3-27-82
one mile	p4:18.65	Tracy Smith(Bishop,CA)	Madison,WI	3-28-87
two miles	9:30.90	Albin Swenson(Wolcott,CT)	Baton Rouge,LA	3-20-88
two miles	p9:29.50	Albin Swenson(Wolcott,CT)	Madison,WI	3-28-87

## Running - Metric Distances

60 meters	6.97	Eddie Hart(Oakland,CA)	Madison,WI	3-24-90
200 meters	25.02	Bill Collins(Houston,TX)	Columbus,OH	4- 5-92
400 meters	50.16	Fred Sowerby(Antigua)	Columbus,OH	4- 3-92
800 meters	1:57.03	Ken Popejoy(Wheaton,IL)	Columbus,OH	4- 5-92
1500 meters	3:59.24	Holan Smith(Pasadena,CA)	Blaine,MN	3-23-91
3000 meters	8:50.8	Albin Swenson(Wolcott,CT)	Columbus,OH	4- 2-89

## Hurdle Events

50 yard hurdles (39")	6.7	Clifton Bertrand(TRINIDAD,NYPC)	New Haven,CT	3-13-77
60 yard hurdles (39")	7.64	Lamar Miller(Ann Arbor,MI)	Baton Rouge,LA	2-23-86
60 meter hurdles (39")	8.15	Stan Druckrey(Milwaukee,WI)	Columbus,OH	4- 1-89

## Race Walking

one mile	7:20.2	Jack Boitano(STRATFORD SPARTANS)	Hightstown,NJ	3- 2-75
two miles	14:13.8	Ron Kulik(NYAC)	Ann Arbor,MI	3-18-79
3000 meters	13:56.39	Gary Null(New York,NY)	Madison,WI	3-24-90

## Field Events

high jump	6'7 1/4	Steve Harkins(NY)	Bozeman,MT	3-20-93
pole vault	15'0	Waldzimirz Sokolowski(POL)	Ann Arbor,MI	2-28-81
long jump	23'1	Stan Whitley(Pomona,CA)	Baton Rouge,LA	2-22-86
triple jump	45'4 3/4	John Hartfield(Houston,TX)	Sterling,IL	3-30-85
shot put (16 pounds)	52'10 3/4	Ed Hill(AL)	Baton Rouge,LA	2-22-86
weight throw (35 pounds)	64'10 3/4	Al Hill(NYAC)	New Haven,CT	3-13-77

## Relays

one mile (4X440)	3:52.4	NEW YORK PIONEER CLUB (Connor-Rizzo-Valentine-Zipper)	New Haven,CT	3-13-77
two mile (4X880)	8:30.0	NEW YORK PIONEER CLUB (Connelly-Krebs-Genovese-Zipper)	New Haven,CT	3-13-77
1600 (4X400)	3:33.3	NEW YORK PIONEER CLUB (Gaton-Small-Shane-O'Neal)	Syracuse,NY	3-29-80
3200 (4X800)	9:00.8	NEW YORK MASTERS CLUB (Fine-Bohigian-Krebs-Zipper)	Syracuse,NY	3-29-80
3200 (4X800)	p8:19.09	METROPOLITAN A. C. (S. Keyes-N. Keyes-Green-Talib)	Blaine,MN	3-23-91
3200 (4X800)	p8:24.03	WEST VALLEY TRACK CLUB ( )	Madison,WI	3-28-87

## MEN'S U.S. OUTDOOR ALL-COMER RECORDS

(Where different from U.S. citizens records above)

800 meters	1:55.20	Peter Browne(GBR)	Eugene,OR	8- 1-89
1500 meters	3:49.47	Wilson Waigua(KEN)	Eugene,OR	8- 5-89
one mile	4:01.39	Eamonn Coghlin(IRL)	New York,NY	2-26-93
two miles	9:07.4	Fred Norris(GB)	Sulpher,LA	4-17-62
three miles	14:23	Fred Norris(GB,BOSTON AA)	Hudson,MA	6-12-63
5000 meters	14:26.43	Wilson Waigua(KEN)	Eugene,OR	8- 1-89
four miles	19:39.0	Laurie Ohara(GB,BOSTON AA)	San Diego,CA	7- 6-73
five miles	24:46.6	Laurie Ohara(GB)	San Diego,CA	7- 6-73
six miles	29:25	Fred Norris(GB,BOSTON AA)	New London,CT	9-25-62
10,000 meters	30:37.82	Omer Van Noten(BEL)	Eugene,OR	7-30-89
5000 meter walk	22:01	Jean-Claude Berton(FRA)	Eugene,OR	8- 4-89
440 (4X110)	44.1	NEW YORK PIONEER CLUB (Riddick-Budd-Thomas-Bertrand)	New York,NY	7-20-77
880 (4X220)	1:32.8	NEW YORK PIONEER CLUB (Riddick-Budd-Thomas-Bertrand)	New York,NY	7-20-77
400 (4X100)	43.5	NEW YORK PIONEER CLUB (Riddick-Budd-Thomas-Bertrand)	New York,NY	7-20-77
400 (4X100)	43.41	US TEAM (Thiel-Ray-Mitchell-Whitley)	Eugene,OR	8- 6-89
400 (4X100)	p43.19	US TEAM (Austin-Collins-Mitchell-Hartfield)	Naperville,IL	7- 7-91
800 (4X200)	1:32.0	NEW YORK PIONEER CLUB (Riddick-Budd-Thomas-Bertrand)	New York,NY	7-20-77
1600 (4X400)	3:21.54	US TEAM (Thiel-Brinker-Tucker-King)	Eugene,OR	8- 6-89
3200 (4X800)	8:00.2	WEST VALLEY TRACK CLUB (Mason-Franklin-Thomas-Romaine)	Berkeley,CA	7- 7-84
distance medley (440-880-1320-one mile)	10:40.0	WEST VALLEY TRACK CLUB (Mason-Romaine-Thomas-Franklin)	Berkeley,CA	2-23-85