


MASTERS AGE RECORDS




2000 Edition

\$5.00

NATIONAL MASTERS NEWS

The official world and U.S. publication for masters track & field, long distance running and racewalking.



Subscription Form

The *National Masters News* is the official world and U.S. publication for masters track & field, long distance running and race walking. It contains information you can't get anywhere else. Subscribe Now.

- 2nd Class rates: (USA, Canada, Mexico)
- | | | | | | | | | |
|-----------------------------------|------|--|---------------------------------|----------------------------------|---------------------------|----------------------------------|-------|---|
| <input type="checkbox"/> 6 months | \$15 | 1st Class rates: (USA, Canada, Mexico) | <input type="checkbox"/> 1 Year | \$42 | Foreign rates: (Air mail) | <input type="checkbox"/> 1 Year | \$45 | <input type="checkbox"/> Payment enclosed |
| <input type="checkbox"/> 1 Year | \$26 | <input type="checkbox"/> 2 Years | \$48 | <input type="checkbox"/> 2 Years | \$80 | <input type="checkbox"/> 2 Years | \$85 | <input type="checkbox"/> Bill me later |
| <input type="checkbox"/> 3 Years | \$70 | <input type="checkbox"/> 3 Years | \$115 | <input type="checkbox"/> 3 Years | \$125 | <input type="checkbox"/> 3 Years | \$125 | <input type="checkbox"/> \$ contribution to your work |
- Circle applicable sports: T L R (T=T&F; L=LDR; R=RW)

Name _____

Address _____

City _____

State _____

Zip _____

Send to: National Masters News

Subscription Dept.

P.O. Box 16597

North Hollywood, CA 91615-6597

Or Call:

818/760-8983



100 METERS

35	09.97	Linford Christie(GBR)	9-23-95	87	18.24	Russell Randall(CO)	8-12-93	60	24.00	-0.3	Ron Taylor(GBR)	6-10-94	43	48.4	Hagues Roger(FRA)	5-27-84
	10.10	Carl Lewis(TX)	8-23-96		17.57	Vittorio Collo(ITA)	7-31-99		24.9		Payton Jordan(CA)	6-19-77		48.87	Stan Whitley(CA)	8- 5-89
36	10.03	Linford Christie(GBR)	7-26-96	88	16.3	Duncan McClean(GBR)	8-17-96	61	24.78	+0.7	Jurgan Radke(GER)	8- 2-98	44	48.7	Hagues Roger(FRA)	5-19-85
	10.37	Delano Meriwether(US)	4-28-79	89	17.86	Anthony Castro(CA)	8- 9-97		24.95	+1.7	Harold Tolson(CA)	8-29-99		50.07	Stan Whitley(CA)	8- 3-90
37	10.04	Linford Christie(GBR)	6-21-97		16.5	Duncan McClean(GBR)	6- -74	62	24.76	+1.7	Payton Jordan(CA)	5-27-78	45	49.89	Fred Sowerby(NV)	1-29-94
	10.5	Walt Butler(CA)	6-17-78	90	20.32	Herbert Anderson(CO)	7-28-91	63	25.57		Payton Jordan(CA)	8- 3-99	46	50.24	Stan Whitley(CA)	7-12-92
38	10.38	Linford Christie(GBR)	8-29-98	91	18.95	Anthony Castro(CA)	9-18-99	64	25.34		Dick Richards(GER)	6- 8-97	47	50.39	Stan Whitley(CA)	8-11-93
	10.71	Clarence Ray(US)	6-12-83	92	20.67	Buell Crane(ID)	7-21-91	65	25.6		Dick Richards(GER)	9-20-97	48	50.29	Stan Whitley(CA)	8-12-94
	10.8	Walt Butler(CA)	6-23-79	93	23.15	Jing-chan Wang(TAI)	12- 5-87		25.6		Payton Jordan(CA)	4-26-81	49	51.31	Guido Mueller(GER)	5-29-88
	10.8	Kenneth Dennis(CA)	6-28-75		24.7	Everett Hosack(OH)	5- 7-94	66	26.10		James Law(NC)	12- 6-85	50	51.39	Jack Greenwood(KS)	8-27-99
	10.8	Tom Randolph(MI)	6-14-80	94	23.15	Jing-chan Wang(TAI)	7-30-89	67	26.29		Payton Jordan(CA)	5- 4-91	51	51.70	Harold Morioka(CAN)	6-25-94
39	10.5h	David James(US)	6-30-74	95	26.5	Herb Kirk(MT)	8-11-89	68	26.21		Payton Jordan(CA)	5- 2-83	52	52.5	Don Parker(CA)	5-14-94
40	10.6	Eddie Hart(CA)	9-16-89	96	24.01	Herb Kirk(MT)	8-24-90	69	26.69		James Law(NC)	8-13-93	53	51.63	Stephen Robbins(CA)	7-22-95
41	10.7	Eddie Hart(CA)	4-28-90		28.9	Kazuniko Tsutsunmi(JPN)	9-13-97		26.7		Jim Selby(CA)	8-14-94	54	52.87	Stephen Robbins(CA)	8- 3-96
42	10.8	Manuel Ulacio(VEN)	9- 3-82		28.9	Erwin Jaskulski(AUT)	5- 1-99		26.7		Harry Koppel(CA)	7-11-98	55	52.8	Ralph Romain(TRI)	8-31-86
	10.89	Eddie Hart(CA)	6- 8-91			Herb Kirk(MT)	7-31-92		26.8		Payton Jordan(CA)	6-12-82	56	53.18	Dave Walter(WA)	8- 7-99
43	10.8	Thaddeus Bell(SC)	6- 6-87			Herb Kirk(MT)	8-24-90		26.8		Payton Jordan(CA)	6-20-87	57	53.63	Guido Mueller(GER)	7-16-94
44	11.0	Percy Knox(CA)	1-20-78			Herb Kirk(MT)	8-24-90		27.23	+0.4	Allan Meddings(GBR)	8- 3-99	58	54.56	Rudolph Valentine(NY)	6- 9-79
45	11.03	Stan Whitley(CA)	6-22-91			Herb Kirk(MT)	8-24-90		27.3		Payton Jordan(CA)	4-30-88	59	53.04	Guido Mueller(FRG)	7-22-95
	11.1	Walt Butler(CA)	5-31-86			Herb Kirk(MT)	8-24-90		27.3		Payton Jordan(CA)	6-18-89	60	54.5	Larry Colbert(MD)	9-15-93
	11.1	George Rhoden(JAM)	6-17-72			Herb Kirk(MT)	8-24-90		28.29		Fritz Assmy(FRG)	7-30-88	61	52.8	Ralph Romain(TRI)	6-24-90
46	11.05	Kenneth Dennis(CA)	9-17-83			Herb Kirk(MT)	8-24-90		28.5		Payton Jordan(CA)	2- 9-91	62	55.7	Jack Greenwood(KS)	9-17-83
47	11.0	Percy Knox(CA)	12-13-80			Herb Kirk(MT)	8-24-90		27.71		Payton Jordan(CA)	6- 8-91	63	52.6	Ralph Romain(TRI)	7-22-90
48	11.0	Thane Baker(TX)	6-14-80			Herb Kirk(MT)	8-24-90		28.14		Payton Jordan(CA)	6-20-92	64	53.39	Larry Colbert(MD)	7-22-95
49	11.3	Peter Mirkes(GFR)	6-26-77			Herb Kirk(MT)	8-24-90		29.07h		Fritz Assmy(FRG)	7-23-91	65	53.41	Ralph Romain(TRI)	7-27-91
	11.4	Robert Miller(WA)	6-21-86			Herb Kirk(MT)	8-24-90		29.65	+1.6	William Weinacht(OH)	8-13-93	66	55.12	Jim Mathis(TN)	7- 8-94
50	11.2	Kenneth Dennis(CA)	7-18-87			Herb Kirk(MT)	8-24-90		30.55		Fritz Assmy(GER)	7- 1-92	67	55.2	Rudolph Valentine(NY)	5- 7-83
51	11.38	Stephen Robbins(CA)	8-13-94			Herb Kirk(MT)	8-24-90		30.88		Roderick Parker(US)	8-24-96	68	53.9	Ralph Romain(TRI)	5-30-93
	11.40	Thane Baker(TX)	9-24-83			Herb Kirk(MT)	8-24-90		31.1		Fritz Assmy(GER)	8-29-93	69	56.32i	Larry Colbert(MD)	3-22-97
	11.4	Hugo Hartenstein(CO)	5-24-86			Herb Kirk(MT)	8-24-90		31.72	0.0	Anthony Castro(CA)	3- 5-88	70	54.2	Ralph Romain(TRI)	9-15-93
52	11.3	Thane Baker(TX)	6-23-84			Herb Kirk(MT)	8-24-90		31.72		Roderick Parker(US)	8-28-94	71	57.8i	Larry Colbert(MD)	3-28-98
53	11.5	Thane Baker(TX)	8- 3-85			Herb Kirk(MT)	8-24-90		31.80		Payton Jordan(CA)	9-17-98	72	55.1	Ralph Romain(TRI)	7-24-94
	11.50	Bert Lancaster(PA)	9-19-81			Herb Kirk(MT)	8-24-90		31.20		Payton Jordan(CA)	8-10-97	73	55.99	Larry Colbert(MD)	8- 7-99
54	11.5	Thane Baker(TX)	5-24-86			Herb Kirk(MT)	8-24-90		31.20		Payton Jordan(CA)	7-19-98	74	53.88	Ralph Romain(TRI)	7-22-95
55	11.6	Payton Jordan(CA)	4- 1-72			Herb Kirk(MT)	8-24-90		32.82	+1.4	William Weinacht(OH)	8- 3-99	75	57.64	Jack Greenwood(CO)	8- 5-89
56	11.6	Alfred Guidet(CA)	6-22-74			Herb Kirk(MT)	8-24-90		33.72	+0.2	Fritz Assmy(GER)	8- 2-98	76	56.45	Berthold Neumann(FRG)	7-22-95
	11.6	Payton Jordan(CA)	6-23-73			Herb Kirk(MT)	8-24-90		36.28		A. E. Pitcher(IN)	5-25-85	77	58.94	Paul W Johnson(TX)	8- 4-99
57	11.57	Ron Taylor(GBR)	8- 3-91			Herb Kirk(MT)	8-24-90		37.5		A. E. Pitcher(IN)	5-29-86	78	57.52	Berthold Neumann(GER)	7-22-96
	11.6	Payton Jordan(CA)	6-22-74			Herb Kirk(MT)	8-24-90		35.82		Kizo Kimura(JPN)	10-20-96	79	58.79	James Law(NC)	7- 5-91
58	11.9	Payton Jordan(CA)	4-27-75			Herb Kirk(MT)	8-24-90		38.00		Russell Randall(CO)	8-15-92	80	57.97	Earl Fee(CAN)	7-22-95
59	11.7	Payton Jordan(CA)	3-20-76			Herb Kirk(MT)	8-24-90		35.99		Harry Gathercole(AUS)	10-11-93	81	60.59	Chuck Sochor(MI)	10-16-93
60	11.70	Ron Taylor(GBR)	6- 4-94			Herb Kirk(MT)	8-24-90		35.99i		Russell Randall(CO)	3-21-93	82	59.41	James Law(NC)	10-16-93
	12.0	Payton Jordan(CA)	6-25-77			Herb Kirk(MT)	8-24-90		37.37	-1.1	Friederich E Mahlo(GER)	8- 3-99	83	59.37	Willi Selzer(FRG)	7-22-95
61	11.8	Payton Jordan(CA)	5-27-78			Herb Kirk(MT)	8-24-90		40.43		Russell Randall(CO)	8-14-94	84	60.16	Chuck Sochor(MI)	9- 9-95
62	12.3	Payton Jordan(CA)	4-22-79			Herb Kirk(MT)	8-24-90		40.85		Anthony Castro(CA)	6-13-98	85	60.41	Willi Selzer(GER)	7-22-96
	12.3h	Fritz Assmy(GFR)	8- 8-77			Herb Kirk(MT)	8-24-90		40.90		Russell Randall(CO)	7-19-95	86	62.41	John Alexander(TX)	8- 5-89
63	12.0	Payton Jordan(CA)	5-31-80			Herb Kirk(MT)	8-24-90		40.40	-1.4	Anthony Castro(CA)	6-19-99	87	61.29	Willi Selzer(GER)	8-15-97
64	12.3	Payton Jordan(CA)	5-30-81			Herb Kirk(MT)	8-24-90		42.78		John Alexander(TX)	9-18-99	88	62.2	John Alexander(TX)	9-24-89
65	12.5	Bernard Hogan(AUS)	11-30-85			Herb Kirk(MT)	8-24-90		51.5		Duncan McClean(GBR)	6-12-76	89	63.52	Willi Selzer(GER)	9-16-98
	12.60	Payton Jordan(CA)	4-25-82			Herb Kirk(MT)	8-24-90		61.7		Paul Spangler(CA)	6-23-90	90	65.54	Rodney Brown(UT)	6-13-98
66	12.56	Payton Jordan(CA)	5-21-83			Herb Kirk(MT)	8-24-90		56.3		Everett Hosack(OH)	8-28-94	91	65.11	Rodney Brown(UT)	8-27-99
67	12.78	James Law(NC)	10-15-93			Herb Kirk(MT)	8-24-90		52.21		Jing-chan Wang(TAI)	8- 3-89	92	73.64	Josiah Packard(CA)	8-10-77
68	12.98	Wolfgang K Reuter(GER)	6-14-98			Herb Kirk(MT)	8-24-90		53.33		Herb Kirk(MT)	8- 3-89	93	68.9	Harold Chapson(HI)	7- 2-77
	13.0	Payton Jordan(CA)	4-27-85			Herb Kirk(MT)	8-24-90		93.39		Paul Spangler(CA)	6-12-93	94	67.28	Lucas Nel(RSA)	5-29-99
	13.00h	James Law(NC)	8-12-94			Herb Kirk(MT)	8-24-90		61.1		Everett Hosack(OH)	5-31-97	95	68.5	Josiah Packard(CA)	6-23-79
69	13.0	Gilberto Gonzalez(PUR)	7- 4-82			Herb Kirk(MT)	8-24-90		57.58	-4.7	Erwin Jaskulski(AUT)	7-17-99	96	66.88	Lucas Nel(RSA)	8- 7-99
	13.1	Harry Koppel(CA)	6-12-82			Herb Kirk(MT)	8-24-90		63.08	0.0	Waldo McBurney(KS)	8- 3-99	97	70.68	Roderick Parker(US)	7-22-95
70	13.0	Payton Jordan(CA)	4-25-87			Herb Kirk(MT)	8-24-90		82.6	-1.6	Everett Hosack(OH)	6-23-79	77	71.85	Fritz Assmy(GER)	6-28-92
71	13.09	Payton Jordan(CA)	5-28-88			Herb Kirk(MT)	8-24-90				Payton Jordan(CA)	4-24-97	78	73.18	Roderick Parker(US)	8-22-96
72	13.1	Payton Jordan(CA)	4-29-89			Herb Kirk(MT)	8-24-90		37	w20.59	Linford Christie(GBR)	7-20-96	79	72.26	Harold Chapson(HI)	8- 1-79
73	13.44	Payton Jordan(CA)	5- 5-90			Herb Kirk(MT)	8-24-90		45	w22.56	William Collins(TX)	7-20-96	80	72.02	Harold Chapson(HI)	1-13-81
74	12.91	Payton Jordan(CA)	6-22-91			Herb Kirk(MT)	8-24-90		46	w22.19	Stephen Peters(GBR)	8- 3-99	81	75.4	Roderick Parker(US)	9-17-98
75	13.4	Payton Jordan(CA)	4-25-92			Herb Kirk(MT)	8-24-90		60	w23.99	Ron Taylor(GBR)	- 94	80	75.6	Harold Chapson(HI)	7- 9-83
76	13.64	Fritz Assmy(GER)	8-16-91			Herb Kirk(MT)	8-24-90		62	w24.62	Jurgan Radke(GER)	8- 3-99	81	75.6	Harold Chapson(HI)	7-16-83
77	13.80	William Weinacht(OH)	10-15-93			Herb Kirk(MT)	8-24-90		62	w24.77	Larry Colbert(MD)	8-29-99	82	76.32	Aleksander Ernersaks(CAN)	8-14-93
	14.69	Milton Silverstein(VA)	4-26-97			Herb Kirk(MT)	8-24-90		66	w25.8	Berthold Neumann(GER)	8-27-97	83	82.72	Harold Chapson(HI)	7-14-84
78	14.78	Payton Jordan(CA)	5-28-94			Herb Kirk(MT)	8-24-90		77	w28.71	Fritz Assmy(GER)	8-17-91	84	88.0	Friederich Mahlo(GER)	7-22-95
79	14.44	Fritz Assmy(GER)	8-24-90			Herb Kirk(MT)	8-24-90		p30.1		John Davidson(US)	6-29-96	85	91.34	Harold Chapson(HI)	12-14-85
	15.7	Barry Ivens(ME)	6-24-90			Herb Kirk(MT)	8-24-90		77	w30.04	Milton Silverstein(VA)	8-10-97	86	94.30	Max Springer(TN)	7-31-98
80	14.35	Josiah Packard(CA)	10- 1-83			Herb Kirk(MT)	8-24-90		87	p35.10	Loy Murrell(FL)	5-10-97	87	91.57	Longino Perez(MEX)	12- 5-87
81	14.6	Payton Jordan(CA)	7-18-98			Herb Kirk(MT)	8-24-90						88	98.80	Friederich E Mahlo(GER)	7-26-97

93	2:30.02	Jing-chan Wang(TAI)	8- 5-89
	2:41.9	Herb Kirk(MT)	8-11-89
94	2:35.2	Everett Hosack(OH)	8- 3-96
95	2:57.28i	Everett Hosack(OH)	3- 2-97
96	2:49.4	Herb Kirk(MT)	7-31-92

800 METERS

35	1:43.36	Johnny Gray(CA)	8-16-95
36	1:43.93	Johnny Gray(CA)	7-13-96
37	1:44.56	Johnny Gray(CA)	7- 9-97
38	1:45.47	Johnny Gray(CA)	6-21-98
39	1:45.38	Johnny Gray(CA)	7-24-99
40	1:52.5	Ken Popejoy(IL)	5-31-91
41	1:51.25	Peter Browne(GBR)	6-11-90
	1:55.7	George Cohen(CA)	8-15-81
42	1:55.5i	Ken Popejoy(IL)	1-30-93
43	1:55.7	Ernest Billups(IL)	8-16-80
44	1:56.1	Ernest Billups(IL)	8- 8-81
45	1:56.16	Ronaldo Mercelina(HOL)	7- 7-91
	1:57.73	George Cohen(CA)	8-23-85
46	1:57.47h	Don Parker(CA)	3-17-90
47	1:56.27	Don Parker(CA)	5-12-90
48	1:58.1	Bill Fitzgerald(CA)	7- 6-73
49	1:59.42	Don Parker(CA)	8-15-92
50	1:59.45	Bill Fitzgerald(CA)	7- 6-74
	1:59.45	Ronaldo Mercelina(HOL)	6-16-96
	2:01.1	Bill Fitzgerald(CA)	6-29-75
	2:01.3	Johan Hesselberg(NOR)	9- 8-83
	2:03.2	Bill Fitzgerald(CA)	6-27-76
52	2:02.86	J. Nelson Da Silva(BRA)	7-23-91
	2:03.65	Ken Baker(NJ)	8- 1-89
53	2:03.5	Dean Smith(IL)	7-28-79
54	2:04.8	Bill Fitzgerald(CA)	7- 7-79
55	2:05.07	Tom Roberts(AUS)	8- 1-89
	2:05.1	Reginald Phipps(GBR)	9-20-97
	2:08.7	Vic Heckler(IL)	6-18-98
56	2:06.33	Reginald Phipps(GBR)	8- 3-99
	2:09.64	Ralph Miller(WA)	8- 7-88
57	2:07.23	James F O'Neill(GBR)	8- 3-99
	2:09.4	Bill Fitzgerald(CA)	7-10-82
58	2:08.65	Berthold Neumann(FRG)	8- 1-89
	2:13.0	Bill Fitzgerald(CA)	8-27-83
59	2:13.0	Bill Fitzgerald(CA)	7- 1-84
60	2:10.42	Alan Bradford(AUS)	8- 3-99
	2:12.71	Sidney Howard(NJ)	8- 3-99
61	2:14.98	Berthold Neumann(GER)	7- 1-92
	2:15.46	Ralph Miller(WA)	8-13-93
62	2:12.62	Derek Turnbull(NZL)	7-23-89
	2:17.51	Ralph Miller(WA)	8-13-94
63	2:15.62	Berthold Neumann(GER)	6- 9-94
	2:18.77	Ralph Miller(WA)	7- 8-95
64	2:14.8	Berthold Neumann(GER)	9- 6-95
	2:20.77	Sid Wing(CA)	7- 8-95
65	2:15.23	Earl Fee(CAN)	8-13-94
	2:24.79	Earl Fee(CAN)	8-17-96
66	2:14.33	Earl Fee(CAN)	7-18-95
	2:27.44	Ralph Miller(WA)	8- 1-98
67	2:17.54	Earl Fee(CAN)	8-22-96
	2:26.66	Bob McGowan(CA)	9- 1-91
68	2:18.71	Earl Fee(CAN)	3-14-98
	2:30.1	William Andberg(MN)	7-28-79
69	2:17.05i	Earl Fee(CAN)	3-29-98
	2:32.02	Jim Setby(CA)	6-13-98
70	2:20.45i	Earl Fee(CAN)	3-28-99
	2:27.57	James Lytjen(CA)	7-23-91
71	2:31.1	James Lytjen(CA)	7-25-92
72	2:34.7	James Lytjen(CA)	8-18-93
73	2:35.8	Harold Chapson(HI)	6-27-76
74	2:37.2	Harold Chapson(HI)	7- 2-77
75	2:40.0	Harold Chapson(HI)	5-14-78
76	2:45.4	Harold Chapson(HI)	6-24-79
77	2:46.3	Harold Chapson(HI)	7-28-79
78	2:44.1	Harold Chapson(HI)	12-31-80
79	2:46.7	Harold Chapson(HI)	8-15-81
80	2:53.5	Harold Chapson(HI)	7-11-82
81	2:49.4	Harold Chapson(HI)	10-09-83
82	2:57.48	Harold Chapson(HI)	8-19-84
83	3:13.3	Harold Chapson(HI)	5- 4-86
84	3:13	Harold Chapson(HI)	7-11-86
85	3:29.42	Longino Perez(MEX)	11-29-87
	3:38.8	Alfred Funk(MT)	5-11-6
86	4:04.7	Harold Chapson(HI)	5- 1-89
87	3:45.5	Josef Galia(GFR)	9- 4-85
	3:59.60	Philip Lawrence(AZ)	8- 3-99

88	4:25.5	Paul Spangler(CA)	5-23-87
	3:51.50	Longino Perez(MEX)	7-23-91
89	4:28.20	A. Pittendrich(AUS)	3- -97
	4:39.59	Paul Spangler(CA)	6-10-89
91	4:34.38	Alipio Santos(POR)	8- 3-99
	4:58.15	Paul Spangler(CA)	8- 4-90
92	5:16.0	Paul Spangler(CA)	6-23-91
94	6:19.65	Paul Spangler(CA)	10-11-93
95	6:02.94	Herb Kirk(MT)	7-23-91

Pending marks

54	p2:04.4	Berthold Neumann(GER)	- -85
----	---------	-----------------------	-------

1,500 METERS

35	3:34.79	John Walker(NZL)	7-22-87
	3:37.34	Steve Scott(CA)	5-17-91
36	3:33.91	Mike Boit(KEN)	8-21-85
	3:35.92	Steve Scott(CA)	5-22-92
37	3:35.96	John Walker(NZL)	7-19-89
	3:50.9	Bill Stewart(MI)	5-24-80
38	3:37.01	Mike Boit(KEN)	7-22-87
	3:59.0	Harold Nolan(NJ)	5- 5-85
	3:59.0	Ransey Thomas(GB)	7- 3-82
39	3:52.7	Michel Bernard(FRA)	5- 9-71
	3:54.1	Bill Stewart(MI)	2-25-82
40	3:45.31	Eamonn Coghlan(IRL)	2-26-93
	3:47.64	Steve Scott(CA)	6- 1-96
41	3:49.21	Wilson Waigwa(KEN)	7-29-90
	3:56.43	William Krohn(US)	8- 7-99
	3:53.18	Larry Alberg(WA)	8- 5-89
42	3:50.43	Larry Alberg(WA)	7-29-90
43	3:54.9	Bill Stewart(MI)	4-23-87
44	3:59.24	Ken Sparks(OH)	7-29-90
46	3:58.3	Peter Mollwo(GBR)	8- 9-95
	4:04.4	Ernest Billups(IL)	9-27-83
47	4:04.47	Ronaldo Mercelina(HOL)	10-16-93
	4:07.9	Mike Manley(OR)	7-20-89
48	4:05.53	Alan Bradford(GBR)	12- 5-87
	4:08.23	Albin Swenson(CT)	7-22-95
49	4:09.3	William Baillie(NZL)	9-16-83
	4:09.99	Ernest Billups(IL)	7-19-86
50	4:05.2	Tom Roberts(AUS)	3-22-84
	4:05.8	Ray Hatton(OR)	7- 8-82
51	4:09.41	Ian Babe(NZL)	12- 5-87
	4:14.2	Ray Hatton(OR)	7-29-83
52	4:12.60	Reginald Phipps(GBR)	7-22-95
	4:17.2	Ray Hatton(OR)	7-20-84
53	4:10.47	Tom Roberts(AUS)	12- 5-87
	4:21.8	Jim Sutton(PA)	7-28-84
54	4:15.6	Derek Turnbull(NZL)	1-11-81
	4:22.0	Bill Fitzgerald(CA)	7- 8-79
55	4:12.5	Ron Robertson(NZL)	2- 7-97
	4:24.8	Vic Heckler(IL)	8-17-97
56	4:21.14	Rolf Conzelmann(GER)	9- 3-88
	4:27.2	Ray Hatton(OR)	7-10-88
57	4:17.6	Jack Ryan(AUS)	3-11-80
	4:30.49	Ralph Miller(WA)	8- 5-89
58	4:18.27	Derek Turnbull(NZL)	6-29-85
	4:32.01	Jim Sutton(PA)	7-22-89
59	4:27.2	Jack Ryan(AUS)	4-10-82
	4:30.54	Jim Sutton(PA)	8- 5-90
60	4:30.0	John Gilmore(AUS)	12-22-79
	4:32.09	Jim Sutton(PA)	7-27-91
61	4:37.80i	Maurice Morrell(GBR)	3-20-94
	4:48.96	Bill McChesney(OR)	8- 5-89
62	4:28.66	Derek Turnbull(NZL)	8- 5-89
	4:49.8	Don Longenecker(NM)	6-24-78
63	4:38.84	Siem Herlaar(HOL)	6-12-93
	4:44.31	Jim Sutton(PA)	8-14-94
64	4:42.86	Siem Herlaar(HOL)	10-16-93
	4:56.0	Paul Heitzman(KS)	5-17-95
65	4:39.87	Siem Herlaar(HOL)	7-16-94
	4:39.9	Derek Turnbull(NZL)	3-14-92
	4:56.81	Joe King(CA)	7- 7-91
66	4:47.83	Siem Herlaar(HOL)	7-22-95
	5:00.6	Don Longenecker(NM)	6-12-82
67	4:53.45	Ed Whitlock(CAN)	9-12-98
	5:06.44	Paul Heitzman(KS)	8- 2-98
68	4:54.01	Ed Whitlock(CAN)	8- 7-99
	5:11.6	William Andberg(MN)	8- 1-79
69	5:04.3	Scotty Carter(MA)	6-14-86
70	4:57.65	Siem Herlaar(HOL)	8-28-99
	5:14.97	James Lytjen(CA)	7-27-91

71	5:08.21	Akhmet Siraziev(RUS)	8- 7-99
	5:22.84	James Lytjen(CA)	8-16-92
72	5:21.5	Harold Chapson(HI)	6-28-75
73	5:21.1	Harold Chapson(HI)	8- 9-75
74	5:26.3	Harold Chapson(HI)	6-25-77
75	5:28.5	Scotty Carter(MA)	6-28-92
76	5:35.4	Harold Chapson(HI)	4- 1-79
77	5:43.0	Harold Chapson(HI)	8- 1-79
78	5:40.2	Harold Chapson(HI)	12-31-80
79	5:50.4	Harold Chapson(HI)	8-16-81
80	5:54.5	Harold Chapson(HI)	7-17-82
81	6:10.06	Edward Benham(MD)	8- 6-88
82	6:15.37	Edward Benham(MD)	8- 5-89
83	7:19.75	Vincent Malizia(CA)	8- 2-98
84	6:25.45	Edward Benham(MD)	7-27-91
85	7:03.38	Longino Perez(MEX)	12- 5-87
	7:12.0	Alfred Funk(MT)	7-18-99
86	7:50.61	Paul Spangler(CA)	8-24-85
87	7:29.4	Josef Galia(GFR)	9- 4-85
	8:26.82	Willard Benton(CA)	7-27-91
88	7:53.15	Alfred Althaus(GER)	7- 3-92
	8:37.53	Paul Spangler(CA)	12- 5-87
89	7:59.18	Longino Perez(MEX)	7-27-91
	11:15.78	Lagrand O Nielsen(CA)	7-26-97
90	9:23.24	John Farrell(GBR)	8- 7-99
	9:25.2	Paul Spangler(CA)	6-10-89
91	10:04.68	Paul Spangler(CA)	8- 5-00
92	10:10.71	Paul Spangler(CA)	7-27-91
93	13:04.4	Herb Kirk(MT)	8-11-89
94	13:01.2	Herb Kirk(MT)	8-24-90
95	13:53.2	Herb Kirk(MT)	10- 6-90
96	14:38.0	Herb Kirk(MT)	7-31-92

ONE MILE

35	3:52.04	Marcus O'Sullivan(GBR)	8-26-97
	3:54.13	Steve Scott(CA)	7- 1-91
36	3:52.48	John Walker(NZL)	7- 2-88
	3:59.88i	Steve Scott(CA)	2-20-93
37	3:54.28	John Walker(NZL)	7- 1-89
	4:15.3	Ransey Thomas(GB)	7-18-81
38	3:55.19	John Walker(NZL)	8-12-90
	4:15.0	Glynn Wood(BC)	4-21-73
39	4:13.0	Fred Norris(DC)	5-13-61
	4:13.31	Bill Stewart(MI)	1-28-82
40	4:10.39i	Eamonn Coghlan(IRL)	2-26-93
	4:10.43	Steve Scott(CA)	5-26-96
41	3:58.15	Eamonn Coghlan(IRL)	2-20-94
	4:15.38	Harold Nolan(NJ)	8- 6-88
42	4:14.59i	Ken Popejoy(IL)	2- 5-93
43	4:06.70	Larry Alberg(WA)	7-29-90
44	4:20.26i	Larry Alberg(WA)	2- 9-92
45	4:16.75	David Sirl(NZL)	12- 6-87
	4:17.14	Ken Sparks(OH)	7-29-90
46	4:21.90	Albin Swenson(CT)	2-26-93
47	4:21.88	Antonio Villanueva(MEX)	12- 6-87
	4:23.81i	Ken Sparks(OH)	2- 9-92
48	4:24.71i	Nolan Smith(CA)	3-28-98
49	4:27.5	David Sirl(NZL)	11-16-91
	4:30.8	Ray Hatton(OR)	5-28-81
50	4:32.2	Bill Fitzgerald(CA)	7-13-75
51	4:37.57i	Albin Swenson(CT)	3-28-98
52	4:35.2	Alan Bradford(AUS)	11-16-91
	4:39.0	Ray Hatton(OR)	7-27-84
53	4:30.06	Tom Roberts(AUS)	12- 6-87
	4:41.31i	Dan Conway(WI)	2-15-92
54	4:48.69i	Paul Perry(IL)	3-27-99
55	4:40.4	Jack Ryan(AUS)	12-15-77
	4:45.6	Vic Heckler(IL)	8-17-87
56	4:47.40	Ray Hatton(OR)	6-25-88
57	4:52.5	Alan Bradford(AUS)	3-30-96
	4:53.52	Jim Sutton(PA)	5-13-89
58	5:00.2	Maurice Tarrant(CAN)	6- 8-88
	5:02.5	Victor Zwolak(DE)	6-22-97
59	5:00.06	Maurice Tarrant(CAN)	6-10-89
	5:13.5	Clive Davies(OR)	7-13-75
60	4:54.07	Joop Ruter(HOL)	8- 1-93
	4:58.2	Jim Sutton(PA)	8-17-91
61	4:57.1	John Gilmore(AUS)	11-33-80
	5:13.78i	Henry Hawk(AR)	3-28-98
62	5:05.5	Derek Turnbull(NZL)	6-21-89
	5:17.5	Don Longenecker(NM)	4-16-78
63	5:04.36	Rune Bergman(SWE)	12- 6-87
	5:15.2	Clive Davies(OR)	6- 9-79
64	4:55.10	Siem Herlaar(HOL)	8- 1-93
	5:26.93	Archie Messenger(NY)	3-19-88

65	4:56.4	Derek Turnbull(NZL)	2-29-92
	5:22n	Monty Montgomery(CA)	4- 8-72
66	5:28.77	Paul Heitzman(KS)	6-28-97
67	5:13.31	Earl Fee(CAN)	3-23-96
	5:28.71	Paul Heitzman(KS)	6-27-98
68	5:18.50i	Earl Fee(CAN)	6-24-98
	5:39.0	William Andberg(MN)	6-16-79
69	5:16.43i	Earl Fee(CAN)	3-28-98
	5:34.8	John Keston(OR)	7-14-94
70	5:23.58	Siem Herlaar(HOL)	7-16-99
	5:32.4i	Scotty Carter(MA)	3-15-87
71	5:54.0	Harold Chapson(HI)	11-25-73
72	5:51.44	John Keston(OR)	6-28-97
73	5:51.7	Harold Chapson(HI)	1- 4-76
74	5:58.8	Harold Chapson(HI)	4-24-77
75	5:57.2	Scotty Carter(MA)	7-12-92
76	7:05.1	Richard Bradenbeck(OH)	5-22-82
	6:48.97i	Anthony Napoli(NY)	1-24-98
77	6:15.1	Harold Chapson(HI)	7- 5-81
78	6:59.4	Paul Spangler(CA)	8- 4-78
80	6:43.3	Harold Chapson(HI)	3- 4-83
81			

60	9:43.2	John Gilmour(AUS)	11-10-79	60	11:04.81	Jim Sutton(PA)	2- 2-92
	10:01.96i	Dan Conway(WI)	3-26-99	61	11:08.2	Bill McChesney(OR)	6-16-89
61	9:36.6	Siem Herlaar(HOL)	8-31-90	62	11:09	Don Longenecker(NM)	6-25-78
	10:31.4i	Jim Sutton(PA)	1- 3-93	63	11:27.8i	Bill Fortune(NY)	1- 4-92
62	10:12.2	Derek Turnbull(NZL)	6-21-89	64	11:41.2	Norman Bright(WA)	4- 6-74
	10:46	Boyce Jacques(NV)	9-24-88	65	11:35.6	Norman Bright(WA)	6-17-75
63	10:25.6	Mathias Bergseth(NOR)	7-28-84	66	11:30.0	Monty Montgomery(CA)	3-25-73
	10:42.2i	Bill Fortune(NY)	12-15-91	67	10:58.2	John Gilmour(AUS)	3-12-87
64	10:15.00i	Francisco Vicente(POR)	3- 2-97		12:31.0	John Boots(CA)	11- 9-86
	10:47.0	William Andberg(MN)	8-13-75	68	12:40.0	Otto Essig(MA)	8- 3-74
65	9:47.4	Derek Turnbull(NZL)	2- 8-92	69	12:55.8	Stan Nicholls(AUS)	12-20-80
	10:51.0	Norman Bright(WA)	6-17-75		12:57.4	Otto Essig(MA)	8- 2-75
66	10:20.8	John Gilmour(AUS)	2- -86	70	12:23	Stan Nicholls(AUS)	11-18-81
	10:56.15	Paul Heitzman(KS)	6-28-97		13:10i	Richard Bredenbeck(OH)	3-14-76
67	10:14.4	John Gilmour(AUS)	3-12-87	71	12:42.4	Stan Nicholls(AUS)	7- 4-82
	10:49.81	Paul Heitzman(KS)	6-28-98		13:09.0	Harold Chapson(HI)	10-14-73
68	11:21.8	Joe King(CA)	7-10-94	72	12:48.0i	Richard Bredenbeck(OH)	3-19-78
69	10:54.62	John Keston(OR)	7-10-94	73	12:41.0	Harold Chapson(HI)	3-14-76
70	10:42.40	Siem Herlaar(HOL)	7- 2-99	74	13:47.6	Richard Bredenbeck(OH)	6-21-80
	10:51.0	John Keston(OR)	7-27-95	75	14:28.2i	William Brobston(NY)	3-20-88
71	11:17.99i	James Todd(GBR)	3-13-93	76	14:30	Lou Gregory(FL)	9-30-78
	11:58.4	Gunner Linde(CA)	10-17-99	77	14:41	Paul Spangler(CA)	6-12-76
72	11:55.8i	Richard Bredenbeck(OH)	3-19-78	78	15:41	Paul Spangler(CA)	4-16-77
73	11:46.2	Harold Chapson(HI)	3-28-76	79	15:12.4i	Paul Spangler(CA)	3-17-79
74	12:20.1	Heinrich Schultz(GER)	6-21-87	80	15:47.2	Paul Spangler(CA)	7-22-79
	12:25.8	Harold Chapson(HI)	1-16-77	81	16:40.2	Paul Spangler(CA)	6- 7-80
75	12:04.0	Scotty Carter(MA)	6-28-92	82	16:46	Albert Gordon(NY)	10-15-83
76	12:37.0	Edward Benham(MD)	5- 5-84	91	32:38.4i	Herb Kirk(MT)	1-11-87
77	12:30.4	Edward Benham(MD)	5- 3-85				
78	12:42.4	Edward Benham(MD)	5- 3-86				
79	14:56.6	Harold Chapson(HI)	11-22-81				
80	13:12.6	Edward Benham(MD)	4-29-88				
81	15:35.38	Dudley Healy(NJ)	5- 5-95				
82	13:52.63	Edward Benham(MD)	5- 4-90				
84	15:49.0	Paul Spangler(CA)	5-21-83				
85	16:32.0	Paul Spangler(CA)	5- 4-84				
87	16:44.2	Paul Spangler(CA)	7- 6-86				
88	18:55.8	Paul Spangler(CA)	7-18-87				
90	20:08.4	Paul Spangler(CA)	9-16-89				
91	20:42.89	Paul Spangler(CA)	6-23-90				

Pending marks
41 p8:15.0
54 p9:00.7

Rien Van Der Wilt(HOL) 6- 6-91
Gunter Hesselmann(GER) - -80

TWO MILES

35	8:23.32	John Walker(NZL)	8-14-87
	8:37.6i	George Young(AZ)	5-19-73
36	8:41.8i	George Young(AZ)	4-20-74
37	8:57.0	Fred Norris(GBR)	3-30-59
	9:24.0	Peter Mundle(CA)	7-14-65
38	9:32.0i	David Wee(MN)	2-12-77
39	9:00.0i	Fred Norris(GBR)	1-14-61
	9:09.6i	Bill Stewart(MI)	2-13-82
40	8:55.4	John Van Der Wensem(HOL)	7-19-90
	9:06.6	Barry Brown(FL)	7-30-84
41	9:08.4	Tom Laris(CA)	7-23-81
42	9:17.6	Charles McMullen(NY)	6-24-93
43	9:19.2	Jim McDonald(NZL)	2-19-78
	9:32.8i	Peter Mundle(CA)	2-19-72
44	9:28.6	Jim McDonald(NZL)	2-18-79
	9:32.6i	Bill Stewart(MI)	2-10-87
45	9:20.0i	Bill Stewart(MI)	2-27-88
46	9:44.6	Peter Mundle(CA)	8- 2-74
47	9:45.8	Peter Mundle(CA)	7-26-75
48	9:58.54i	Dan Conway(WI)	3-29-87
49	10:07.4	Peter Mundle(CA)	6- 2-77
50	10:09.2i	Lloyd Slocum(NH)	3-27-83
51	10:09.4	James Daley(NH)	7- 8-87
52	10:14.2	Alan Bradford(AUS)	12-15-91
	10:19.2	David Stevenson(CA)	12-20-80
53	10:12	George McGrath(AUS)	10-18-73
	10:26.6	David Stevenson(CA)	7-15-82
54	10:17.6	Jim McDonald(NZL)	2-15-89
	10:31.2	Mauro Hernandez(CA)	4- 2-77
55	10:35.0	Bill McChesney(OR)	7-15-83
56	10:07	John Gilmour(AUS)	1-14-76
	10:38.8	Bill McChesney(OR)	7-20-84
57	10:44.6	Alan Bradford(AUS)	3-30-96
	11:06.0	Ralph Miller(WA)	1-18-89
58	10:59.0	Jim McDonald(NZL)	12-15-92
	11:14.4	Charles Wimperly(LA)	5- 3-92
59	10:48.0	Jim McDonald(NZL)	11- 7-93
	11:14.0	Clive Davies(OR)	7-13-75

60	11:04.81	Jim Sutton(PA)	2- 2-92
	11:08.2	Bill McChesney(OR)	6-16-89
62	11:09	Don Longenecker(NM)	6-25-78
	11:27.8i	Bill Fortune(NY)	1- 4-92
64	11:41.2	Norman Bright(WA)	4- 6-74
	11:35.6	Norman Bright(WA)	6-17-75
66	11:30.0	Monty Montgomery(CA)	3-25-73
	10:58.2	John Gilmour(AUS)	3-12-87
	12:31.0	John Boots(CA)	11- 9-86
	12:40.0	Otto Essig(MA)	8- 3-74
69	12:55.8	Stan Nicholls(AUS)	12-20-80
	12:57.4	Otto Essig(MA)	8- 2-75
70	12:23	Stan Nicholls(AUS)	11-18-81
	13:10i	Richard Bredenbeck(OH)	3-14-76
71	12:42.4	Stan Nicholls(AUS)	7- 4-82
	13:09.0	Harold Chapson(HI)	10-14-73
72	12:48.0i	Richard Bredenbeck(OH)	3-19-78
	12:41.0	Harold Chapson(HI)	3-14-76
74	13:47.6	Richard Bredenbeck(OH)	6-21-80
	14:28.2i	William Brobston(NY)	3-20-88
76	14:30	Lou Gregory(FL)	9-30-78
	14:41	Paul Spangler(CA)	6-12-76
78	15:41	Paul Spangler(CA)	4-16-77
	15:12.4i	Paul Spangler(CA)	3-17-79
80	15:47.2	Paul Spangler(CA)	7-22-79
81	16:40.2	Paul Spangler(CA)	6- 7-80
82	16:46	Albert Gordon(NY)	10-15-83
91	32:38.4i	Herb Kirk(MT)	1-11-87

Pending marks
50 p9:56.90i
51 p10:03.0

Larry Olsen(US) 1-18-97
Alan Bradford(AUS) - -91

THREE MILES (when better than the 5K times)

41	13:44.2	Peter McArdle(NY)	6-11-64
42	14:29.2	Ray Hatton(OR)	6-15-74
43	14:41.6	Ray Hatton(OR)	4-26-75
44	14:33.6	Jim McDonald(NZL)	2-18-79
	14:45.2	Hal Higdon(IN)	8- 8-75
45	15:17.0	Ken Winn(GA)	6-11-83
46	15:07	Peter Mundle(CA)	7- 7-74
50	15:37.8	James O'Neil(CA)	1-10-76
51	15:39	Peter Mundle(CA)	5-31-79
56	16:25	Alex Ratelle(MN)	8-22-81
59	16:51.2	Clive Davies(OR)	7-13-75
62	16:59.2	Don Longenecker(NM)	6-25-78
65	17:59.2	Norman Bright(WA)	7-22-75
67	18:44	Norman Bright(WA)	5- 6-77
68	19:00	William Andberg(MN)	6-16-79
69	19:31	Otto Essig(MA)	5-18-75
71	19:09.0	Stan Nicholls(AUS)	7- 4-82
72	20:14.4	Harold Chapson(HI)	4-27-75
74	20:38.2	Harold Chapson(HI)	1-30-77

5,000 METERS

35	13:13.20	Mohamed Ezzher(FRA)	6-17-95
	13:35.83	Steve Plasencia(US)	6- 6-92
36	13:16.38	Miruts Yifter(ETH)	6- 7-80
	13:26.03	Steve Plasencia(US)	6- 5-93
37	13:16.36	Carlos Lopes(POR)	6-28-84
	13:47.44	Steve Plasencia(US)	5-22-94
38	13:43.65	Steve Plasencia(US)	5-13-95
39	13:40.0	Michel Bernard(FRA)	6-26-71
	13:59.95	Steve Plasencia(US)	6-21-96
40	13:45.6	Lucien Rault(FRA)	5-21-76
	14:02.86	Steve Plasencia(US)	4-26-97
41	14:07.17i	Steve Plasencia(US)	2- 6-98
42	14:04.2	Lucien Rault(FRA)	6-24-78
	14:59.98	Harold Nolan(NJ)	8- 1-89
43	14:21.0	Jack Foster(NZL)	2-21-76
	15:30.8	Jerry Smartt(CA)	8- 8-75
44	14:34.79	Ingo Sensburg(GER)	6-18-93
	15:07.4	Larry Almborg(WA)	7- 4-91
45	14:35.1	Gunther Mielke(GER)	7-27-88
	15:22.15	Michael Hefferman(OR)	8-25-85
46	14:23.6	Lucien Rault(FRA)	6-19-82
	15:11.2	Salvador Vasquez(CA)	7- 5-86

47	14:44.18	Antonio Villanueva(MEX)	12- 1-87
	15:12.25	Mike Manley(OR)	8- 1-89
48	15:16.82	Ingo Sensburg(GER)	5-30-97
	15:17.4	Ray Hatton(OR)	8- 2-80
49	14:46.66	Antonio Villanueva(MEX)	8- 1-89
	15:17.6	Ray Hatton(OR)	8-16-81
50	15:06.0	Jean Onselen(BEL)	9-12-84
	15:41.67	Michael Hefferman(OR)	7-25-91
51	14:55.60	Antonio Villanueva(MEX)	7-25-91
	15:42.4	Ray Hatton(OR)	7-30-83
52	15:37.11	Josef Kurz(FRG)	7-25-91
	15:47.0	Ray Hatton(OR)	7-14-84
53	15:34.00	Stephen James(GBR)	7-25-91
	15:57.4	Ray Hatton(OR)	7-27-85
54	15:53.7	Rolf Conzelmann(GER)	8- 8-87
	16:13.66	Bill Foulk(MT)	8-16-87
55	15:41.72	Ron Robertson(NZL)	2-15-97
	16:27.1	James O'Neil(CA)	1-12-81
56	15:44.2	Stephen James(GBR)	5- 7-94
	16:30.5	Alex Ratelle(MN)	1-12-81
57	16:31	John Gilmour(AUS)	1-24-77
	16:34.0	Alex Ratelle(MN)	8-14-82
58	16:00.6	Jack Ryan(AUS)	3- -81
	16:58	James O'Neil(CA)	9-17-83
59	16:45.01	Luciano Acquarone(ITA)	6-30-90
	16:54.67	Carlos Valle(CA)	8-11-94
60	16:24.0	Stephen James(GBR)	6-16-98
	16:52.0	James O'Neil(CA)	6-25-85
61	16:33.3	John Gilmour(AUS)	8- 9-80
	17:38.0	Clive Davies(OR)	6-19-77
62	16:38.4	John Gilmour(AUS)	4-11-82
	17:34.70	Gaylon Jorgensen(NV)	7-25-91
63	17:22.70	Gerard Vannuffelen(BEL)	7-23-97
	17:27.5	Clive Davies(OR)	7- 7-89
64	17:19.0	Clive Davies(OR)	8- 2-80
65	16:38.8	Derek Turnbull(NZL)	3-13-92
	18:27.04	Joe King(CA)	7-25-91
66	17:25.4	John Gilmour(AUS)	6-25-85
	17:40.4	Clive Davies(OR)	7-31-82
67	17:49.8	John Gilmour(AUS)	4- 5-87
	18:59.24	Paul Heitzman(KS)	7-30-98
68	17:56.50	Ed Whitlock(CAN)	7-31-99
	19:11.7	William Andberg(MN)	7- 8-79
69	18:36.38	John Keston(OR)	6-26-94
	18:34.61	Derek Turnbull(NZL)	7-23-97
70	20:05.4	Ray Searns(IN)	8- 8-77
71	18:43.61h	Warren Utes(IL)	7-23-91
72	19:07.25	John Gilmour(AUS)	7-25-91
	19:26.98	John Keston(OR)	6-29-97
73	19:47	John Gilmour(AUS)	4-30-93
	20:02.57	Alfred Funk(MT)	8-16-87
74	20:24.23	John Gilmour(AUS)	10-11-93
	21:08.0	Lou Gregory(FL)	12-22-76
75	20:00.13	James Todd(GBR)	7-23-97
	20:55.39	Alfred Funk(MT)	8- 1-89
76	20:59.0	Edward Benham(MD)	9-23-83
77	20:21.62	Kosaku Kanamori(JPN)	5-10-92
	21:35.2	Edward Benham(MD)	5- 4-85
78	21:39.8	Alfred Funk(MT)	8-13-92
79	21:19.8	Edward Benham(MD)	7-20-86
80	22:31.82	Edward Benham(MD)	12- 1-87
81	21:46.86	Edward Benham(MD)	6-22-89
82	22:08.79	Edward Benham(MD)	8- 1-89
83	22:57.4	Edward Benham(MD)	8- 4-90
84	23:03.81	Edward Benham(MD)	7-25-91
85	25:50.97	Yoshiharu Veda(JPN)	9-16-94
	28:03.8	Paul Spangler(CA)	4-14-84
86	28:11.32	Alfred Althaus(GER)	7- 2-90
	28:54.4	Paul Spangler(CA)	6-26-85
87	26:50.2	Josef Galia(GFR)	8-16-85
	29:50.0	Paul Spangler(CA)	7- 5-86
88	29:05.0	Alfred Althaus(GER)	8-29-92
	30:24.6	Paul Spangler(CA)	5-23-87
89	42:50.01	Lagrand O Nielsen(CA)	7-23-97
90	34:11.0	Alfred Althaus(GER)	8-28-94
	37:39.38	Paul Spangler(CA)	8- 1-89
91	33:17.0	Alfred Althaus(GER)	6-25-95
	48:38.81	Herb Kirk(MT)	1-11-87
92	33:20.32	Alfred Althaus(GER)	8-17-96
	40:35.39	Paul Spangler(CA)	7-25-91
93	35:15.50	Alfred Althaus(GER)	6- 1-97
94	54:08.71	Paul Spangler(CA)	10-11-93
95			

SIX MILES (when better than the 10K times)

35	28:02.4	Peter McArdle(NY)	5-3-64
37	28:47.4	Oscar Moore(NJ)	6-8-75
40	30:44	Ray Hatton(OR)	7-15-72
41	30:26.2	Hal Higdon(IN)	8-27-72
42	30:10.4	Hal Higdon(IN)	7-6-73
43	29:59.0	Ray Hatton(OR)	4-26-75
44	29:29.6	Charles Smart(GBR)	4-24-54
45	30:47.0	Ray Hatton(OR)	6-11-77
46	31:29	Peter Mundle(CA)	7-5-74
48	31:59	Hal Higdon(IN)	6-25-79
50	32:40	Peter Mundle(CA)	10-1-78
56	33:03	Alex Ratelle(MN)	8-22-81
59	35:05	Clive Davies(OR)	7-12-75
65	38:17.4	Norman Bright(WA)	7-12-75
66	37:24.4	Norman Bright(WA)	8-3-76
72	42:04.8	Stan Nicholls(AUS)	12-12-83
74	43:11.0	Harold Chapson(HI)	4-27-75
73	42:14	Edward Benham(MD)	5-2-81
77	45:53.4	Paul Spangler(CA)	7-2-76
78	47:16.6	Paul Spangler(CA)	6-25-77
Pending marks			
78	p45:23.2M	Fritz Helber(GER)	-84

10,000 METERS

35	27:24.4	Carlos Lopes(POR)	6-26-82
	28:05.86	Steve Plasencia(US)	4-17-92
36	27:23.44	Carlos Lopes(POR)	7-9-83
	27:53.0	Chris Fox(MD)	7-10-95
37	27:17.48	Carlos Lopes(POR)	7-2-84
	27:53.0	Chris Fox(MD)	7-10-95
38	28:16.0	Anatoly Badrakov(URS)	7-21-79
	29:08.6	Barry Brown(FL)	3-25-83
39	28:46.8	Jack Foster(NZL)	3-18-72
	28:50.79	Steve Plasencia(US)	5-11-96
40	28:30.88	Martti Vainio(FIN)	6-25-91
	31:35.66	Earl Owens(US)	7-30-89
41	28:50.4	Lucien Rault(FRA)	6-15-77
	31:09.0	Tom Laris(CA)	8-15-81
42	29:02.6	Lucien Rault(FRA)	7-21-78
	30:50.37	Larry Almborg(WA)	7-30-89
43	29:57.4	Alain Mimoun(FRA)	8-1-64
	30:56.0	Ray Hatton(OR)	4-26-75
44	30:20.6	Augustin Fernandes(SPA)	6-6-82
	31:41.6	Barry Brown(FL)	8-4-88
45	30:16.8	Alain Mimoun(FRA)	6-17-66
	31:48	Ray Hatton(OR)	6-11-77
46	31:04.8	Wilfried Irmen(GFR)	7-30-79
	32:02.79	Don Coffman(US)	7-30-89
47	30:02.56	Antonio Villanueva(MEX)	11-29-87
	32:17.4	Ray Hatton(OR)	7-6-79
48	31:26.81	Ingo Sensburg(GER)	7-4-97
	32:18.68	Michael Heffernan(OR)	7-30-89
49	30:41.68	Antonio Villanueva(MEX)	7-30-89
	32:38.3	Hal Higdon(IN)	1-8-81
50	31:01.0	Ron Robertson(NZL)	7-23-91
	32:56.99	Michael Heffernan(OR)	7-23-91
51	31:04.22	Antonio Villanueva(MEX)	7-23-91
	32:10.4	Ray Hatton(OR)	6-18-83
52	32:10.8	Luciano Aquarone(ITA)	5-7-83
	32:29.4	Ray Hatton(OR)	6-30-84
53	33:05.0	John Gilmour(AUS)	8-27-72
	34:46	James O'Neil(CA)	7-7-78
54	32:29.86	Gunter Mielke(GER)	4-22-97
	33:54.4	James O'Neil(CA)	7-27-79
55	32:46.5	Ron Robertson(NZL)	3-16-97
	33:47.4	Ray Hatton(OR)	8-1-87
56	32:38.92	Rolf Conzmann(FRG)	10-2-88
	33:43.04	Bill Fouk(MT)	7-29-89
57	33:00.66	Norman Green(PA)	7-29-89
	33:33.69	Derek Turnbull(NZL)	6-23-85
58	34:24.6	Norman Green(PA)	8-2-90
	34:06.14	Trudo Heinz(GER)	4-26-96
	36:07.77	Carlos Vallec(CA)	8-13-94
60	34:14.88	Luciano Aquarone(ITA)	7-20-91
	35:44.2	James O'Neil(CA)	6-22-85
61	34:24.2	John Gilmour(AUS)	11-26-80
	35:43.41	Norman Green(PA)	10-7-93
62	34:30.10	Derek Turnbull(NZL)	7-29-89
	36:40.60	James O'Neil(CA)	8-14-87

63	35:19.8	Llive Davies(OR)	8-19-78
64	36:12.38	Francisco Vicente(POR)	7-20-97
	37:09.66	James O'Neil(CA)	7-29-89
65	34:42.2	Derek Turnbull(NZL)	3-15-92
	38:48	William Andberg(MN)	7-2-76
66	36:31.52	Ed Whitlock(CA)	5-31-97
	38:38.0	Norman Bright(WA)	8-3-76
67	36:53.8	John Gilmour(AUS)	4-17-87
	39:38.68	Jim McCown(CA)	7-29-89
68	37:37.39	John Gilmour(AUS)	11-28-87
	40:26.5	William Andberg(MN)	7-6-79
69	38:30.55	John Keston(OR)	6-25-94
70	38:26	John Gilmour(AUS)	6-21-89
	41:21.0	Ray Sears(IN)	8-10-77
71	38:23.69	Warren Utes(IL)	7-21-91
72	39:04.55	John Gilmour(AUS)	7-19-97
	43:29.30	James O'Neil(CA)	4-29-93
73	41:11	John Gilmour(AUS)	11-29-87
	43:53.0	Eugene Keller(OH)	10-7-93
74	42:20.87	John Gilmour(AUS)	6-25-77
	46:15.0	Lou Gregory(FL)	9-9-89
75	42:03.4	David Morrison(GBR)	8-4-88
	46:09.51	William Brobston(NY)	9-25-83
76	43:54.8	Edward Benham(MD)	7-28-86
77	47:03.66	Eduardo Astoreka(SPA)	7-27-79
	47:17.9	Lou Gregory(FL)	7-19-97
78	45:29.23	Emiel Pauwels(BEL)	7-1-77
	47:23	Paul Spangler(CA)	7-18-86
79	44:05.10	Edward Benham(MD)	11-29-87
80	45:44.4	Edward Benham(MD)	8-4-88
81	44:29.26	Edward Benham(MD)	7-29-89
82	45:38.79	Edward Benham(MD)	8-2-90
83	47:55.0	Edward Benham(MD)	7-21-91
84	48:46.86	Edward Benham(MD)	8-3-99
85	55:03.48	Gordon Porteous(GBR)	11-18-84
	59:54	Paul Spangler(CA)	6-22-85
86	63:58.4	Paul Spangler(CA)	8-28-85
87	54:23.0	Josef Galia(GFR)	7-21-91
88	61:24.08	Willard Benton(CA)	9-18-93
	52:50.80	Max Raschke(GER)	11-29-87
	70:29.2	Paul Spangler(CA)	7-29-89
90	71:40.78	Paul Spangler(CA)	8-2-90
91	82:36.8	Paul Spangler(CA)	7-21-91
92	88:12.40	Paul Spangler(CA)	7-19-97
93	75:57.0	Alfred Althaus(GER)	10-7-93
94	1:58:38	Paul Spangler(CA)	-
Pending marks			
39	p28:48.64	Steve Plasencia(US)	-96
78	p45:23.2	Fritz Helber(GER)	-84

ONE HOUR RUN

35	12-1599	20.774 Gaston Roelants(BEL)	9-20-72
	11-1070	18.681 Ken Mueller(MA)	5-13-72
36	12-441	19.715 Josef Jansky(CZE)	10-15-77
	11-1065	18.677 Ken Mueller(MA)	5-12-73
37	12-1086	20.305 Lucien Rault(FRA)	10-14-73
	11-895	18.521 Randall Hoffman(MI)	3-30-78
38	12-788	20.033 Lucien Rault(FRA)	9-28-74
	11-600	18.251 Peter Mundle(CA)	7-15-66
39	11-642	18.290 Denny Meyer(WA)	6-21-72
40	11-1583	19.150 Jozef Eyckmans(HOL)	9-18-96
	11-540	18.197 Ken Mueller(MA)	7--77
41	11-868	18.496 Stae Spaepen(BEL)	9-27-81
	11-677	18.322 Hal Higdon(IN)	4-29-73
42	11-793	18.428 Ron Franklin(GBR)	4-19-70
	11-524	18.182 Michael Tymn(HI)	7-22-79
43	11-965	18.585 Earl Owens(GA)	2-6-93
44	11-1426	19.007 Omer Vannotem(BEL)	10-8-91
	11-740	18.379 Ray Hatton(OR)	8-7-76
45	11-1268	18.862 Alain Mimoun(FRA)	3-20-66
	11-81	17.777 Earl Ellis(WA)	7-30-81
46	11-568	18.222 Wilfried Irmen(GFR)	6-17-79
	10-1520	17.483 Peter Mundle(CA)	7-27-74
47	11-844	18.475 Alain Mimoun(FRA)	3-17-68
	10-1212	17.202 James McDonagh(NY)	7-24-71
48	11-514	18.173 Omer Vannotem(BEL)	10-6-95
	11-223	17.907 Hal Higdon(IN)	6-25-79
49	11-816	18.449 Alain Mimoun(FRA)	4-26-70
	10-1058	17.061 James Gall(PI)	7-13-85
50	11-954	18.575 Alain Mimoun(FRA)	5-16-71
	10-1335	17.314 Peter Mundle(CA)	10-1-78
51	11-440	18.105 Luciano Aquarone(ITA)	4-17-82
	10-535	16.583 Ed Demarrais(MA)	8-21-82

52	11-410	18.078 Luciano Aquarone(ITA)	4-9-83
	10-847	16.868 Ed Demarrais(MA)	5-18-83
53	10-1013	17.020 Herman Peeters(BEL)	10-4-91
	10-641	16.680 Bob Bartling(SD)	10-7-79
54	10-385	16.445 Cliff Bould(AUS)	10-4-70
	10-263	16.334 Hubert Morgan(PA)	5-9-76
55	10-1194	17.185 John Gilmour(AUS)	10-14-74
	10-478	16.531 James O'Neil(CA)	4-25-81
56	10-1276	17.260 Herman Peeters(BEL)	7-10-94
	10-775	16.802 James O'Neil(CA)	8-4-81
57	9-1576	15.925 Hubert Morgan(PA)	5-13-79
58	10-1155	17.150 G. Van Nuffelen(BEL)	9-25-92
	9-1073	15.465 Frances Kelley(US)	5-17-80
59	10-932	16.946 John Gilmour(AUS)	10-23-78
	9-1535	15.888 Clive Davies(OR)	6-14-75
60	10-831	16.853 John Gilmour(AUS)	10-21-79
	9-880	15.289 William Andberg(MN)	9-26-71
61	10-698	16.732 John Gilmour(AUS)	10-26-80
	10-201	16.277 Clive Davies(OR)	8-7-74
62	9-1756	16.090 Clive Davies(OR)	6-17-78
63	9-843	15.255 Don Longenecker(NM)	12-30-79
64	9-661	15.089 George Phipps(GBR)	9-12-90
65	8-1639	14.373 Bob Boal(NC)	5-7-76
	9-1540	15.892 John Gilmour(AUS)	10-7-84
	9-604	15.036 Norman Bright(WA)	6-13-75
66	9-360	14.813 Norman Bright(WA)	7-15-76
67	9-155	14.626 John Holoubek(CA)	8-6-83
68	8-1659	14.392 Stan Nicholls(AUS)	10-7-79
	8-1100	13.881 Wayne Zook(CA)	6-11-85
69	9-223	14.688 George Phipps(GBR)	9-13-95
	8-990	13.780 Ray Sears(IN)	5-15-76
70	9-1083	15.474 John Gilmour(AUS)	6-21-89
	8-1131	13.909 William Andberg(MN)	10-6-81
71	9-173	14.642 Stan Nicholls(AUS)	6-14-83
	8-857	13.658 Ray Sears(IN)	5-14-78
72	8-1120	13.899 Stan Nicholls(AUS)	6-6-84
	8-730	13.542 Ray Sears(IN)	6-20-79
73	8-901	13.699 Ray Sears(IN)	6-11-80
74	8-994	13.784 Ray Sears(IN)	6-10-81
75	8-699	13.697 Edward Benham(MD)	4-9-83
76	8-131	12.995 Lou Gregory(FL)	9-30-78
77	7-889	12.078 Paul Spangler(CA)	6-12-76
78	7-1735	12.852 Paul Spangler(CA)	7-16-77
79	7-1291	12.446 Paul Spangler(CA)	7-29-78
80	6-1408	10.944 Paul Spangler(CA)	7-29-79
81	7-946	12.130 Paul Spangler(CA)	11-1-80
82	5-1319	9.253 Willard Benton(CA)	6-17-86
83	7-141	11.394 Paul Spangler(CA)	8-14-82
84	6-1072	10.636 Paul Spangler(CA)	8-6-83
85	6-472	10.088 Paul Spangler(CA)	11-18-84
87	4-171	6.594 Herb Kirk(MT)	2-5-83
88	3-1063	5.800 Herb Kirk(MT)	1-21-84
91	3-1362 i	6.073 Herb Kirk(MT)	1-11-87
98	3-589 i	5.367 Herb Kirk(MT)	1-15-94
Pending marks			
39	p11-907	18.552 Maurice Simonet(FRA)	3-23-69
47	p11-202	17.887 Ray Hatton(OR)	-79

3,000 METER STEEPLECHASE (36")

35	8:23.28	Graeme Fell(CAN)	8-23-94
	9:31.6	Ian Cummings(CA)	5-23-87
36	8:24.74	Graeme Fell(CAN)	8-9-95
	9:43.90	Steven James(WA)	8-16-96
37	8:35.4	Gaston Roelants(BEL)	8-4-74
	9:17.63	Clay Stenberg(WA)	5-11-91
38	8:38.8	Mike Manley(OR)	6-6-80
39	9:00.2	Gaston Roelants(BEL)	5-23-76
	9:46.4	Denny Meyer(WA)	7-20-72
40	8:41.5	Gaston Roelants(BEL)	7-6-77
	9:43.84	Clay Stenberg(WA)	8-12-94
41	8:49.0	Alfons Ida(GFR)	7-12-75
42	9:16.4	Hal Higdon(IN)	8-24-72
	9:38.0	Jim McDonald(NZL)	2-5-77
43	9:20.6	Hal Higdon(IN)	6-24-73
	9:29.32	Alfons Ida(GFR)	8-11-77
44	9:18.6	John Underwood(NY)	7-31-98
45	9:16.2	Hal Higdon(IN)	8-15-75
	9:50	Nils Undersaker(NOR)	9-2-84
		Hal Higdon(IN)	6-27-76

46	9:25.28	Ron Robertson(NZL)	12-5-87
	9:39.0	Hal Higdon(IN)	8-11-77
47	9:31.37	Antonio Villanueva(MEX)	12-5-87
	9:56.90	Mike Manley(OR)	8-5-89
48	9:27.90	Ron Robertson(NZL)	8-5-89
	9:55.0	Hal Higdon(IN)	8-1-79
49	9:37.79	Jouko Kuha(FIN)	6--81
	10:13.9	Hal Higdon(IN)	1-9-89
50	9:38.8	Nils Undersaker(NOR)	6-10-89
	10:53.7	David Stevenson(CA)	7-7-79
51	9:50.23	Jouko Kuha(FIN)	7-27-91
	10:31.01	Fay Bradley(DC)	7-20-89
52	9:58.0	Alan Bradford(AUS)	3-17-81
	10:53.2	David Stevenson(CA)	1-14-81
53	10:19.4	Maurice Morrell(GBR)	7-12-86
	10:57.2	David Stevenson(CA)	8-28-82
54	9:52.61	Ron Robertson(NZL)	7-23-95
	10:55.0	Ken Carman(MI)	13-13-82
55	9:59.8	Ron Robertson(NZL)	8-15-97
	11:05.18	Don Slocumb(TX)	8-5-89
56	9:55.05	Ron Robertson(NZL)	7-27-97
	10:59.2	Ken Carman(MI)	7-28-84
57	10:17.60	Alan Bradford(AUS)	3-24-96

69	8:29.4	John Eccles(NZL)	7- 8-94
	8:49.56	Avery Bryant(CA)	9-19-93
70	8:39.20	John Eccles(NZL)	3-23-96
	8:52.74	Eugene Keller(OH)	6-27-85
71	8:38.17	Dan Bulkley(OR)	8- 5-88
72	8:44.65	John Eccles(NZL)	7-27-97
	8:59.97	Dan Bulkley(OR)	8- 5-89
73	8:55.78	Avery Bryant(CA)	8- 8-97
74	8:55.98	Soichi Tamoi(JPN)	7-27-97
	11:24.8	Charles Espy(FL)	8-18-92
75	9:46.90	Dan Bulkley(OR)	8-14-92
76	9:28.78	Dan Bulkley(OR)	7-17-95
77	11:12.20	Bob Boal(NC)	7-20-89
78	10:21.76	Dan Bulkley(OR)	7- 7-95
79	11:11.40	Dan Bulkley(OR)	8-22-96
80	11:11.20	Dan Bulkley(OR)	6-28-97
81	11:51.48	Tadashi Tau(JPN)	10-13-93
82	12:42.4	Bob Boal(NC)	5- 1-93
	11:29.25	Dan Bulkley(OR)	6-19-99

Pending marks
67 p8:01.18 Katsumi Horiwuchi(JPN) 10-13-93

110 METER HURDLES (42")

35	13.26	Greg Foster(US)	7-22-94
	13.26	Roger Kingdom(US)	9-13-97
	13.26	Jack Pierce(US)	7-19-98
36	13.22	+1.0 Anthony Dees(US)	8-21-99
37	14.18	+1.2 Carlos Sala(ESP)	7-19-97
	14.7	Mike Kelly(GA)	6-16-84
38	13.98	+0.9 Carlos Sala(ESP)	7- 1-98
	14.84	Nate Robinson(FL)	7-21-90
39	14.6	John Hinrich(GFR)	6-15-75
	16.5dec	Bob Lawson(US)	5-18-74
40	14.4y	Don Finlay(GBR)	8- 1-49
	20.6	Sam Adams(CA)	12-12-71
41	15.0	John Hinrich(GFR)	7-16-77
	15.0y	Valbjorn Thorlaksson(ICE)	9- 7-75
	15.6y	Art Barnard(CA)	2-13-71
42	14.8y	Don Finlay(GBR)	7-21-51
	15.2	Walt Butler(CA)	2-11-84
43	16.3	Alois Krul(CZE)	6-13-70
	17.2dec	Hal Smith(CA)	12- -78
44	15.1	Valbjorn Thorlaksson(ICE)	5-10-79
	17.8	Barry Kline(PA)	3-31-84
45	15.2	Valbjorn Thorlaksson(ICE)	5-20-80
	17.8	Barry Kline(PA)	3-30-85
46	15.1	Valbjorn Thorlaksson(ICE)	6-17-80
	17.7	Jeff Loubet(NM)	4-22-90
47	16.6	Buzz Porter(FL)	6-11-83
48	15.8	Jan Mirazek(CZE)	6-16-73
	18.2	Barry Kline(PA)	7- 9-88
49	17.0dec	Jack Greenwood(KS)	6-29-75
50	18.3	Jay Wallace(VA)	5-27-78
51	19.6	Barry Kline(PA)	7- 6-91
52	19.9	Jerry Stanners(CA)	6- 6-87
53	19.8	Barry Kline(PA)	7-24-93
54	19.4	Barry Kline(PA)	6-26-94
55	22.3y	George Etherington(KS)	8- 2-75
56	19.2y	Charles Beaudry(TX)	8-17-75
57	23.6	Darold Skartvedt(WA)	12-11-88
58	24.42	Darold Skartvedt(WA)	12-10-89
59	24.4dec	Darold Skartvedt(WA)	12- 9-90
61	23.9dec	Darold Skartvedt(WA)	12-13-92
62	23.0dec	Bud Deacon(HI)	8-25-73
63	25.7y	Stan Thompson(HI)	7- 6-74
64	24.6y	Stan Thompson(HI)	12- 8-74
65	27.30	Darold Skartvedt(WA)	8- 3-96
68	32.2y	Stan Thompson(HI)	2-11-79

Pending or wind aided marks
35 w13.22 +2.2 ureg Foster(US) 7- 6-94
37 w14.01 +2.2 Carlos Sala(ESP) 7- 9-97
38 w13.88 +3.8 Carlos Sala(ESP) 6-17-98

110 METER HURDLES (39")

35	14.2	Thomas Malik(SC)	6-10-84
36	14.4	George Carty(CA)	6-24-82
	14.40	Nate Robinson(FL)	8- 5-88
37	13.9y	Walt Butler(CA)	6-11-78

38	14.21	+0.3 Karl Smith(MD)	7-31-98
	14.3	Nate Robinson(FL)	6- 9-90
39	14.06	+1.8 Karl Smith(MD)	8-27-99
	14.24	Stan Druckrey(WI)	7-30-89
41	14.37	+0.4 Herbert Kreiner(AUT)	8-31-96
	14.5	Walt Butler(CA)	5- 8-82
42	14.63	Richard Katus(POL)	7-30-89
	14.94	Ken Brinker(US)	7-30-89
43	14.9	Walt Butler(CA)	7-14-84
44	14.90	Walt Butler(CA)	8-10-85
45	14.7y	Valbjorn Thorlaksson(ICE)	7- 8-79
	14.79	Thomas Gilliard(GA)	7-23-95
46	15.0	Jack Greenwood(KS)	9-14-72
	15.0	Theo Viltz(CA)	5-27-89
47	15.4	Jack Greenwood(KS)	6-23-73
48	15.4	Walt Butler(CA)	7- 1-89
	15.4	Jack Greenwood(KS)	7- 7-74
49	15.6	Jack Greenwood(KS)	8-13-75
50	16.4	Jack Greenwood(KS)	6- 6-76
51	15.7	Valbjorn Thorlaksson(ICE)	9-12-85
	18.8	Jonathon Sharp(CO)	7- 2-72
52	18.7	Jonathon Sharp(CO)	7- 7-73
53	19.2	Orval Gillett(CA)	7- 2-72
54	19.8	Orval Gillett(CA)	7- 7-73
55	17.5y	Charles Beaudry(TX)	8-24-74
56	18.4y	Charles Beaudry(TX)	8-17-75
57	18.1y	Charles Beaudry(TX)	12-14-75
60	27.5y	Stan Thompson(HI)	7-31-71
62	22.3y	Bud Deacon(HI)	7- 7-73
63	25.51	Darold Skartvedt(WA)	8-12-94
64	22.8y	Stan Thompson(HI)	12- 8-74
66	25.3	Stan Thompson(HI)	4-10-77
68	28.2y	Stan Thompson(HI)	3- 4-79
74	32.1	Stan Thompson(HI)	6-29-85

Pending or wind aided marks
36 p14.01 James McCraney(US) 6-22-91
43 p14.9 Valbjorn Thorlaksson(ICE) - -78
43 w14.6 Stan Druckrey(WI) 6-20-92
44 w14.8 Stan Druckrey(WI) 7-10-93
47 w15.10 Tom Gilliard(GA) 8- 8-97
48 w15.00 Stan Druckrey(WI) 8- 8-97
51 p15.5y Jack Greenwood(KS) - -77

110 METER HURDLES (36")

40	14.9	Nate Robinson(FL)	2-22-92
41	14.3	Walt Butler(CA)	6-12-82
42	14.3	Walt Butler(CA)	7- 3-83
43	14.48	Walt Butler(CA)	8-25-84
44	14.9	Walt Butler(CA)	2- 8-86
45	14.7	Walt Butler(CA)	5-31-86
46	15.4y	Jack Greenwood(KS)	4- 7-73
47	15.84	Jeff Loubet(NM)	9- 2-90
48	15.6	Dave Jackson(CA)	6-21-80
49	16.5	Buzz Porter(FL)	4-13-86
50	15.5y	Jack Greenwood(KS)	7- 4-76
51	15.1	Jack Greenwood(KS)	8-10-77
52	15.8y	Jack Greenwood(KS)	5-26-79
53	15.57	Jack Greenwood(KS)	7- 8-79
54	16.0h	Andre Findeli(FRA)	8- 8-77
	17.7	Clifford Murray(GUY)	9-28-83
	17.7	Tom Patsalis(CA)	6-26-76
55	16.37	Andre Findeli(FRA)	5-27-78
	16.8	Charles Beaudry(TX)	8-24-74
56	15.8	Jack Greenwood(KS)	9- 4-82
57	17.03h	Jack Greenwood(KS)	9-28-83
58	17.3	Tom Patsalis(CA)	4-12-80
59	16.6	Jack Greenwood(KS)	6- 9-85
60	20.5y	George Braceland(PA)	4- 6-74
61	21.5y	Claude Hills(PA)	4- 6-74
62	19.8y	Bud Deacon(HI)	4- 6-74
63	20.0	Bud Deacon(HI)	6-29-74
64	23.4y	Stan Thompson(HI)	12- 8-74
65	21.0	Harry Logan(AUS)	1-22-83
66	21.5	Harry Logan(AUS)	11-12-83
67	22.1	Stan Thompson(HI)	4-10-77
	23.7	Harry Logan(AUS)	10-27-84
	23.7	Stan Thompson(HI)	1-22-78
68	23.2	Stan Thompson(HI)	1- 7-79
69	25.2	Stan Thompson(HI)	10- 5-80
70	25.5	Stan Thompson(HI)	10-12-80
74	29.8	Stan Thompson(HI)	7- 6-85

110 METER HURDLES (33")

50	15.33	Jeff Loubet(NM)	9- 5-93
51	15.85	Dave Jackson(CA)	8-21-83
52	14.7	Jack Greenwood(KS)	8-19-78
53	16.7	Roy Chernock(NJ)	6-27-81
54	16.48	Jack Greenwood(KS)	7- 5-80
55	16.7y	Tom Patsalis(CA)	6-25-77
56	15.6	Jack Greenwood(KS)	7-24-82
57	15.8	Jack Greenwood(KS)	9-16-83
58	16.8y	Robert Hunt(CA)	6-11-78
59	17.3	Tom Patsalis(CA)	4-11-81
60	16.6	Andre Findeli(FRA)	6-30-83
	17.9	Robert Hunt(CA)	4-11-81
61	17.4	Trygve Syverson(NOR)	8-20-83
	18.12	Burl Gist(CA)	8-22-81
62	18.12	Will Robinson(CA)	6-27-93
63	19.6y	George Braceland(PA)	4- 2-77
64	17.9	Burl Gist(CA)	6-30-84
65	19.33	Alfred Guidet(CA)	8-21-83
66	19.97h	Robert Reckwardt(GFR)	7-31-79
	21.1y	Richard Lacey(NY)	6-13-76
67	18.7	Burl Gist(CA)	5-16-87
68	19.3	Herb Miller(CA)	7- 1-84
69	21.3	Claude Hills(PA)	6-15-82
70	19.4	Herb Miller(CA)	10- 4-86
73	32.2	Stan Thompson(HI)	10- 7-84
74	29.6	Stan Thompson(HI)	11- 4-84

110 METER HURDLES (30")

55	15.4	Charles Beaudry(TX)	8-24-74
56	15.9y	Charles Beaudry(TX)	8- 3-75
57	15.4y	Charles Beaudry(TX)	12-14-75
58	21.3	Jim Craine(HI)	11- 5-78
60	16.12	Jack Greenwood(KS)	8-31-86
61	16.38	Tom Patsalis(CA)	5-21-83
62	17.5	Robert Hunt(CA)	6-12-82
63	17.0	Robert Hunt(CA)	5-21-83
64	17.60	Burl Gist(CA)	5-26-84
65	18.28	Alfred Guidet(CA)	5-21-83
66	18.15	Alfred Guidet(CA)	5-26-84
67	18.8	Herb Miller(CA)	5-21-83
68	19.3	Gilberto Gonzalez(PUR)	4-24-82
	19.7	George Braceland(PA)	7-31-82
	19.7	Claude Hills(PA)	6-21-80
69	19.1dec	Gilberto Gonzalez(PUR)	8- 1-82
	20.8	Richard Lacey(NY)	5-10-80
70	19.47	Gilberto Gonzalez(PUR)	5- 5-84
	20.07	Claude Hills(PA)	5- 7-83
71	19.7dec	Gilberto Gonzalez(PUR)	7- 8-84
	19.8	Harold Niebel(MD)	5-31-86
72	21.2	Claude Hills(PA)	7-28-84
73	23.0	Claude Hills(PA)	8- 4-85
74	22.2	Claude Hills(PA)	6-29-86
75	21.9	Russel Meyers(FL)	5- 5-79
76	20.95	Russel Meyers(FL)	7- 5-80
77	20.83	Russel Meyers(FL)	5- 9-81
78	23.4	Claude Hills(PA)	6-19-91
79	23.6	Claude Hills(PA)	7-17-91
80	24.1	Claude Hills(PA)	7-14-92
81	27.3	Herbert Anderson(CO)	9- 4-83
82	26.1dec	A. E. Pitcher(IN)	7- 8-84
83	30.4	A. E. Pitcher(IN)	7-20-85

100 METER HURDLES (36")

50	13.57	Walt Butler(CA)	7- 5-91
51	13.84	Walt Butler(CA)	7-25-92
52	14.50	0.0 Rolf Geese(GER)	8-16-96
	14.50	Michael Malatidis(GRE)	7-23-97
	14.51	Hugh Adams(CA)	7-25-92
53	14.7	Walt Butler(CA)	10- 8-94
54	14.2	Walt Butler(CA)	10-29-95
55	14.49	Walt Butler(CA)	8-22-96
56	15.36	0.0 Guido Mueller(GER)	8-18-95
	15.46	-1.3 Theo Viltz(CA)	8-27-99
	15.50	Douglass McFatters(CA)	7-28-89
	15.5	Phil Mulkey(GA)	6-10-89

57	15.28	Emil Pawlik(MS)	5-12-96
	15.05	-1.4 Guido Mueller(GER)	8-16-96
58	15.20	Charles Miller(TX)	9- 3-95
59	14.98	Charles Miller(TX)	8-22-96
61	15.36	+2.0 Charles Miller(TX)	7-31-98
69	16.84	-0.9 James Stookey(MD)	8-27-99

100 METER HURDLES (30"/33")

60	14.74	-2.0 Charles Miller(TX)	7-18-98
61	15.5	Buck Bradbury(AL)	5-28-88
62	15.05	Jack Greenwood(KS)	6- 5-88
63	15.03	Jack Greenwood(CO)	7-30-89
64	16.45	Clarence Trinkner(US)	8-16-96
65	16.30	Jack Greenwood(CO)	7-21-91
66	17.13	James Stookey(MD)	8-22-96
67	16.8	Denver Smith(OH)	7-24-93
68	16.64	+1.5 James Stookey(MD)	7-31-98
69	17.13	-0.6 James Stookey(MD)	8- 4-99
70	18.2	Herb Miller(CA)	6- 7-86
71	20.9	Bert Morrow(CAN)	4-28-84
	21.9	Bud Deacon(HI)	8-13-82
72	20.1	Omer Hix(TX)	9-16-83
73	20.7	Omer Hix(TX)	5-19-84
75	22.3	Bob Boal(NC)	9- 5-87
76	26.2	Stan Thompson(HI)	3-28-87
77	22.8	Claude Hills(PA)	8-19-89
78	22.8	Claude Hills(PA)	8-18-90
80	20.2	Russel Meyers(FL)	6-24-84
81	22.9	Claude Hills(PA)	7-13-93

Pending or wind aided marks
69 w16.89 +3.4 James Stookey(MD) 6-19-99
69 w16.86 +2.8 James Stookey(MD) 8- 3-99

80 METER HURDLES (30")

70	13.2	Albertus Van Zyl(RSA)	10-10-92
	14.3	Joseph Martin(VA)	6-22-91
	14.30	Tom Patsalis(CA)	7-12-92
71	14.00	Hannu Suoknuuti(FIN)	7-23-97
	14.6	Alfred Guidet(CA)	5-27-89
	14.60h	Herb Miller(CA)	12- 4-87
	14.6	Boo Morcom(NH)	7-12-92
72	14.34	Frans Buys(HOL)	7-23-97
73	13.89	Edwin Lukens(NY)	8-12-94
74	14.01	Melvin Larsen(IL)	7-25-97
75	13.68	Melvin Larsen(IL)	7-25-98
76	15.02	-1.8 Albertus Van Zyl(RSA)	8-27-99
	15.2	Frank Finger(VA)	8- 4-91
77	15.54	Reino Taskinen(FIN)	10-10-93
	16.85dec	Claude Hills(PA)	7-28-89
78	14.84	Reino Taskinen(FIN)	6- 2-94
	17.05	Dan Bulkley(OR)</	

38	52.89	Bertil Wistam(SWE)	7- -78
	54.57	Mike Kelly(GA)	8-23-85
39	54.00	Stan Druckrey(WI)	8- 4-88
40	52.7	Stan Druckrey(WI)	7- 8-89
41	53.20	Howard Moscrop(GBR)	8- 1-99
	55.65	Stan Druckrey(WI)	8- 3-90
42	53.10	James King(CA)	7- 6-91
43	54.41	James King(CA)	8-15-92
44	55.5	Jim Dixon(GBR)	6-13-76
	57.1	Stan Druckrey(WI)	7-10-93
	57.1	Bill Knocke(CA)	7- 1-84
45	55.64	Guido Mueller(GFR)	8-25-84
	55.79	Stan Druckrey(WI)	8-13-93
46	55.7	Jack Greenwood(KS)	8-24-72
47	55.18	Guido Mueller(GFR)	8- 1-86
	57.5	Jack Greenwood(KS)	7- 6-73
48	57.5	Jack Greenwood(KS)	7- 6-74
49	55.69	Guido Mueller(FRG)	6-25-88
	57.8	Jack Greenwood(KS)	8-15-75
50	61.8	Bill Knocke(CA)	9- 8-90
51	59.5	Jack Greenwood(KS)	7- 2-77
52	67.7	Jonathon Sharp(CO)	7- 6-73
53	69.7	Barry Kline(PA)	4-10-93
54	66.7	Alfred Guidet(CA)	7- 1-72
55	63.6	Alfred Guidet(CA)	6-24-73
56	66.7	Boo Morcom(PA)	6-26-77
57	84.1	Jim Craine(HI)	2-19-78
58	77.8	Alex Lampard(AUS)	3-30-75
59	77.7	Alex Lampard(AUS)	4-17-76
60	79.0	Glenn Bradd(IL)	7-20-85
64	93.3y	Stan Thompson(HI)	12- 8-74
65	85.3	Chuck Sochor(MI)	9- 6-92
67	1:43.5	Stan Thompson(HI)	11-27-77
68	91.2	Stan Thompson(HI)	12-31-78
70	1:52.2	Stan Thompson(HI)	12- 7-80
72	1:50.7	Stan Thompson(HI)	8-28-83
74	1:51.4	Stan Thompson(HI)	7-20-85

400 METER HURDLES (33")

50	58.1	Jack Greenwood(KS)	7- 3-76
51	58.2	Jack Greenwood(KS)	8-11-77
52	58.60	Courtland Gray(US)	5-12-96
53	59.04	Jack Greenwood(KS)	7-29-79
54	59.80	Guido Mueller(GER)	8-27-93
	62.8	Rudolph Valentine(NY)	8-11-77
55	59.63	Guido Mueller(GER)	5-14-94
	61.79	Hugh Adams(CA)	7-16-95
56	58.92	Guido Mueller(FRG)	7-16-95
	63.7	Robert Hunt(CA)	7- 3-76
57	59.83	Guido Mueller(GER)	7-20-96
	59.85	Jack Greenwood(KS)	9-27-83
58	64.7	Jack Greenwood(KS)	7-21-84
59	61.44	Guido Mueller(GER)	9-12-98
	64.92	Robert Hunt(CA)	7-29-79
60	72.8	Robert Hunt(CA)	6- 7-80
63	65.14	Jack Greenwood(CO)	9- 3-89
65	82.31	Clarence Trinkner(US)	6-28-97
66	84.49	Clarence Trinkner(US)	6- 6-98
67	82.07	Clarence Trinkner(WI)	5-29-99
68	94.6	Stan Thompson(HI)	11-26-78
69	1:42.0y	Stan Thompson(HI)	12-29-79
70	1:48.9y	Stan Thompson(HI)	12- 7-80
72	1:55.8	Stan Thompson(HI)	10-24-82

400 METER HURDLES (30")

60	64.45	Frans Buys(HOL)	5-31-85
	65.71	Jack Greenwood(KS)	8-31-86
61	66.37	Rudolph Valentine(NY)	5- 4-85
62	66.01	Rudolph Valentine(NY)	8-23-85
63	68.98	Trygve Syverson(NOR)	8- 3-85
	69.1	Bud Deacon(HI)	6-23-74
64	69.8	Rudolph Valentine(NY)	7-31-87
65	68.5	Earl Fee(CAN)	7- 2-94
	70.4	Chuck Sochor(MI)	7-17-93
66	70.8	Chuck Sochor(MI)	8-21-93
67	75.2	Richard Lacey(NY)	7- 2-77
68	73.07	Frank Finger(VA)	5- 7-83

69	75.96	Frank Finger(VA)	7-28-84
70	77.50	Gilberto Gonzalez(PUR)	9-27-83
	83.86	Bob Boal(NC)	5- 8-82
71	80.6	Harold Niebel(MD)	9- 1-85
72	79.5	Gilberto Gonzalez(PUR)	8-23-85
	85.12	Bud Deacon(HI)	7-24-83
73	87.20	Richard Lacey(FL)	9-27-83
74	1:44.5	Konrad Boas(NY)	5- 6-78
75	91.06	Erkki Haapalainen(FIN)	8- 3-85
	92.5	Herbert Anderson(CO)	8-11-77
76	94.46	Russell Meyers(FL)	7- 6-80
77	89.58	Russell Meyers(FL)	5- 9-81
78	96.5	Herbert Anderson(CO)	1-10-81
79	98.7	Herbert Anderson(CO)	9- 6-81
80	1:51.0	Herbert Anderson(CO)	7-24-82
81	2:02.6	Herbert Anderson(CO)	9- 3-83
83	2:05.51	A. E. PITCHER(IN)	6-26-85

300 METER HURDLES (33")

50	39.96	Guido Mueller(FRG)	8- 3-89
	43.19	Jackson Steffes(CA)	8- 3-89
51	40.92	Willi Kalbermatter(SUI)	6-30-90
	43.2	Richard Rizzo(NJ)	8- 4-88
52	43.18h	Charles Miller(TX)	8- 1-89
53	44.54h	Poochi Parthasarathy(IND)	8- 1-89
	46.03	Bill Knocke(CA)	6-27-93
54	42.69	Hugh Adams(CA)	6-18-94
55	43.28	Erkki Knapp(FIN)	8- 3-89
	43.29	Ovidio De Jesus(PUR)	9-17-88
	43.36h	Richard Hickman(CA)	8- 1-89
56	44.31	Erkki Knapp(FIN)	6-30-90
	45.77	Josh Culbreath(US)	8- 3-89
57	45.14	Marion Sanchez(CA)	8- 3-89

Pending marks
52 p41.1 Courtland Gray(US) -96

300 METER HURDLES (30")

60	42.31	Guido Mueller(GER)	8- 1-99
	45.65	Marion Sanchez(CA)	8-15-92
61	44.24	Marion Sanchez(CA)	10-13-93
62	45.41	Francois Cornelius(BEL)	7-20-96
63	45.59	Jack Greenwood(KS)	7- 3-88
64	43.49	Jack Greenwood(CO)	8- 3-89
64	46.43	Levis Ariel Standen(CHI)	10-13-93
64	47.19	Rudolph Valentine(NY)	12- 1-87
65	45.20	Jack Greenwood(CO)	7-25-91
66	45.71	Earl Fee(CAN)	7-16-95
67	48.56	James Stookey(MD)	8- 3-96
67	47.61	Earl Fee(CAN)	8-23-96
	48.05	Chuck Sochor(MI)	7-16-95
68	47.96	James Stookey(MD)	8- 1-98
69	48.04	Earl Fee(CAN)	11-21-98
70	49.07	James Stookey(MD)	8- 1-99
	53.84	Earl Fee(CAN)	8-28-99
71	51.38	Dan Bulkeley(OR)	12- 1-87
	52.64	Albertus Van Zyl(RSA)	10-13-93
72	52.44	Dan Bulkeley(OR)	8- 4-88
	56.42	Dan Bulkeley(OR)	8- 3-89
	56.52	Albertus Van Zyl(RSA)	2-10-96
74	59.72	Joseph Martin(VA)	5- 7-94
75	54.7	Frans Buys(HOL)	7-31-99
	56.50	Albertus Van Zyl(RSA)	5- 1-98
	56.52	Dan Bulkeley(OR)	8-15-92
76	55.33	Dan Bulkeley(OR)	7-18-93
77	57.46	Dan Bulkeley(OR)	10- 2-94
78	57.46	Dan Bulkeley(OR)	7- 8-95
79	58.10	Dan Bulkeley(OR)	8-17-96
80	61.20	Reino Taskinen(FIN)	6-15-96
	65.03	Dan Bulkeley(OR)	6-28-97
81	59.67	Dan Bulkeley(OR)	8-13-98
82	62.61	Dan Bulkeley(OR)	8- 1-99
83	74.38	Friederich Mahlo(GER)	7-16-95
	84.55	Bob Boal(NC)	7-16-95
85	89.11dec	Bob Boal(NC)	10-12-97
86	94.92	Kizo Kimura(JPN)	7-20-97

HIGH JUMP

35	7'5 1/4i	2.27 Christian Popescu(ROM)	2-22-98
	6'11 3/4	2.13 Jim Barrineau(VA)	7- 1-90
36	7'0 3/4	2.15 Jim Barrineau(VA)	6- 6-92
	7'0 3/4	2.15 Viktor Bolshov(URS)	5-30-75
37	7'0 1/4	2.14 Jim Barrineau(VA)	3-20-93
38	7'0 1/2	2.15 Glen Conley(NY)	8- 2-97
39	6'9 1/2	2.07 Jim Barrineau(VA)	8-12-94
40	6'11	2.11 Jim Barrineau(VA)	7-19-95
41	6'10	2.08 Dwight Stones(US)	7-19-95
42	6'7 1/4	2.01 John Hartford(TX)	6-28-87
43	6'8	2.03 Jim Barrineau(VA)	8-12-98
44	6'6	1.98 John Dobroth(CA)	6- 1-85
	6'6	1.98 Charlie Rader(CA)	7-25-92
45	6'6 3/4	2.00 Asko Pesonen(FIN)	9- 3-88
	6'3 1/2	1.92 Charlie Rader(CA)	7-31-93
46	6'2	1.88 Charlie Rader(CA)	7- 3-94
	6'2	1.88 Dusan Prezelj(SLO)	7-19-95
47	6'2	1.88 Charlie Rader(CA)	7-19-95
	6'2	1.88 Franc Vivod(YUG)	7-25-91
48	6'2 3/4	1.90 Herm Wyatt(CA)	4-19-80
49	6'5	1.96 Thomas Zacharas(GER)	10- 1-96
	6'2	1.88 Herm Wyatt(CA)	5-30-81
50	6'6 3/4	2.00 Thomas Zacharas(GER)	3- 2-97
	6'0 3/4	1.85 R. Richardson(IL)	9-24-83
51	6'2 3/4	1.90 Thomas Zacharas(GER)	7-18-98
	6'2	1.88 Herm Wyatt(CA)	8-21-83
52	6'2	1.88 Horst Mandl(AUT)	6-25-88
	5'11	1.80 Herm Wyatt(CA)	9-24-83
53	6'0	1.83 Herm Wyatt(CA)	5-18-85
54	6'0	1.83 Herm Wyatt(CA)	5-17-86
55	6'0	1.83 Jaroslav Hanus(CZE)	9-13-98
	5'10 1/2	1.79 Herm Wyatt(CA)	5-23-87
56	5'8 1/2	1.74 John G Hunt(AUS)	7-26-97
	5'8 1/4	1.73 John C. Brown(MO)	7-13-86
57	5'9 1/4	1.76 Gerhard Bohm(GER)	6-11-94
	5'8 1/2	1.74 Herm Wyatt(CA)	6-25-89
58	5'7 1/4	1.71 Phil Fehlen(CA)	10- 2-93
59	5'5 3/4	1.67 Phil Fehlen(CA)	8-12-94
	5'5 3/4	1.67 Milton Newton(CA)	9-18-93
	5'5 3/4	1.67 Gerhard Bohm(GER)	9-28-96
60	5'7	1.70 Horst Mandl(AUT)	7-21-96
	5'6 1/4	1.68 Milton Newton(CA)	7-20-94
61	5'6 1/2	1.69 Milton Newton(CA)	6-10-95
62	5'6	1.68 Phil Fehlen(CA)	5- 8-98
63	5'7 3/4	1.72 Phil Fehlen(CA)	7- 4-98
64	5'6 1/4	1.68 Jim Gillcrust(FL)	9-19-92
65	5'4 1/2	1.64 Jim Gillcrust(FL)	9-25-93
66	5'2 1/4	1.58 N. Nevrup(SWE)	10-10-93
	5'1 3/4	1.57 Jim Gillcrust(FL)	8-12-94
67	5'1 3/4i	1.57 Jim Gillcrust(FL)	2-25-95
68	5'0 3/4	1.54 Bud Held(CA)	8-10-96
69	4'11	1.50 Bud Held(CA)	8- 9-97
	4'11	1.50 Gordon Siefert(AL)	8- 9-97
70	4'11 3/4	1.52 Bud Held(CA)	11- 8-97
71	4'10 1/4	1.48 N. Nevrup(SWE)	9-13-98
72	4'9	1.40 Vince Sempronio(OR)	8- 9-97
	4'7 1/4	1.45 Ian Hume(CAN)	9- 6-86
	4'9	1.45 N. Nevrup(SWE)	8- 8-99
73	4'9	1.41 Brady Walker(UT)	8-12-93
	4'7 1/2	1.45 Ian Hume(CAN)	6-18-88
74	4'6 1/2	1.38 Ham Morningstar(MI)	6- 5-90
	4'6 1/4	1.38 Stan Thompson(HI)	11-27-83
75	4'6 1/4	1.40 Ian Hume(CAN)	8-27-88
	4'7 1/4	1.40 Esko Kolhonen(FIN)	6-25-88
76	4'7	1.35 Stan Thompson(HI)	5-11-85
	4'4	1.44 Esko Kolhonen(FIN)	8- 4-89
77	4'7	1.32 Stan Thompson(HI)	12-28-85
	4'6	1.40 Esko Kolhonen(FIN)	7- 1-90
77	4'5 1/4	1.37 Brady Walker(UT)	10-23-97
	4'5 1/4i	1.35 Esko Kolhonen(FIN)	7-23-91
78	4'4 1/4	1.35 Emmerich Zensch(AUT)	3- 2-97
	4'2	1.30 Edwin Lukens(NY)	8- 8-99
79	4'5 1/4	1.35 Emmerich Zensch(AUT)	9-13-98
	4'2	1.27 Herbert Anderson(CO)	8-17-80
80	4'2	1.35 Esko Kolhonen(FIN)	10-10-93
	4'1 1/2	1.27 Herbert Anderson(CO)	9- 6-81
81	3'11 1/4	1.27 Esko Kolhonen(FIN)	7-16-94
	3'10	1.23 Virgilio McIntyre(AZ)	6-28-91
	3'10	1.20 Takuro Miura(JPN)	8- 8-99
	3'10i	1.17 Herbert Anderson(CO)	9- 3-83
	3'10i	1.17 Buell Crane(ID)	8- 9-81
	3'10i	1.17 Milo Lightfoot(OH)	3-17-96
	3'10	1.17 Wesley Ward(IN)	6- 9-91

82	4'0	1.22 Wesley Ward(IN)	2-15-92
	4'0	1.22 Kimura Kizo(JPN)	5-29-94
83	3'11 3/4	1.21 Gulab Singh(IND)	8- 4-89
	3'9 1/4	1.15 A. E. Pitcher(IN)	3-30-85
84	3'8	1.12 Buell Crane(ID)	7-14-84
	3'8	1.12 A. E. Pitcher(IN)	4-27-86
85	4'1 1/2	1.26 Esko Kolhonen(FIN)	8- 8-99
	3'8 1/2	1.13 Buell Crane(ID)	7-26-85
86	3'6	1.06 Buell Crane(ID)	7-12-86
87	3'7	1.09 Buell Crane(ID)	7- 3-87
88	3'1 3/4	0.96 Herbert Anderson(CO)	7-13-91
	3'1 3/4	0.96 A. E. Pitcher(IN)	4- 3-90
89	3'4 1/4	1.02 Buell Crane(ID)	8- 4-89
90	3'5	1.04 Buell Crane(ID)	7-28-90
91	3'1	0.94 Buell Crane(ID)	7-23-91
92	3'2 1/2	0.98 Waldo McBurney(US)	7-18-95
93	3'1	0.94 Buell Crane(ID)	8-12-93
94	2'7 1/2i	0.80 Everett Hosack(OH)	3-29-96
96	2'6	0.76 Everett Hosack(OH)	5-17-98

Pending marks
45 p6'3 1/2 1.92 Silverio Bosch(TX) - 98

POLE VAULT

35	18'10 1/4	5.75 Kory Tarpener(OR)	3- 1-97
36	18'6 1/2	5.65 Earl Bell(US)	6- -92
37	17'8 1/2	5.40 Antti Kalliomaki(FIN)	7-12-84
	15'9	4.80 Charles Polhamus(CA)	5-16-81
38	15'9 1/2	4.81 Charles Polhamus(CA)	4-17-82
39	16'0i	4.87 Bill Halverson(CA)	1-24-97
40	17'0 3/4	5.20 Larry Jessee(TX)	12-11-92
41	17'1 1/4	5.21 Kjell Isaksson(SWE)	6-23-89
	16'3	4.95 Ed Lipscomb(OR)	8-14-92
42	17'6 1/4	5.34 Larry Jessee(TX)	10-15-94
43	16'0 1/2	4.89 Gary Hunter(IN)	8-28-99
44	18'0 1/2	5.50 Larry Jessee(TX)	8-24-96

82	7'9	2.36 Carol Johnston(CA)	2-12-94
83	7'11	2.41 Carol Johnston(CA)	2- 4-95
84	7'9	2.36 Carol Johnston(CA)	5-26-96
85	7'6 1/2	2.28 Carol Johnston(CA)	2-16-97
86	6'2 3/4 i	1.90 Ahti Pajunen(FIN)	3-31-96
	5'8	1.73 A. E. Pitcher(IN)	5-14-88
87	5'4	1.62 A. E. Pitcher(IN)	9-24-89
88	4'6	1.37 A. E. Pitcher(IN)	2-18-90
89	4'6	1.37 A. E. Pitcher(IN)	8- 3-91

Pending marks

38	p16'0	4.87 Craig Boyak(CA)	8-14-92
----	-------	----------------------	---------

LONG JUMP

35	27'10 3/4	8.50 Carl Lewis(TX)	8- 4-96
	27'10 3/4	8.50 Larry Myricks(US)	6-15-91
36	26'7 1/4	8.11 Larry Myricks(US)	4-17-92
37	27'0 3/4	8.25 Larry Myricks(US)	7-28-93
38	26'6 1/2	8.09 Larry Myricks(US)	4- 2-94
39	25'11 1/2	7.90 Nenad Stekic(YUG)	6-24-90
	24'9	7.54 Stan Whitley(CA)	4-27-85
40	24'9	7.54 Hans Schicker(FRG)	7-24-88
	24'4 3/4	7.43 Tom Chilton(TN)	3-24-78
41	24'10	7.57 Hans Schicker(FRG)	7-16-89
	22'11 3/4	7.00 John Hartfield(TX)	2-22-86
	22'6 3/4	7.18 Pericles Pinto(POR)	7- 8-79
	22'5 1/4	6.84 Richard Thomas(US)	3-30-96
43	23'9 1/2	7.25 Pericles Pinto(POR)	5-18-80
	23'2	7.06 Stan Whitley(CA)	7-29-89
44	23'0 1/2	7.02 T. Taavitskinen(FIN)	7-11-88
	22'2 1/2	6.77 Carl Flowers(CA)	6-15-91
45	23'4 3/4	7.13 Pericles Pinto(POR)	5- 1-82
	22'3 1/4	6.79 William Rea(FL)	7-19-97
46	23'10 1/4	7.27 T. Taavitskinen(FIN)	8-21-90
	21'8 3/4	6.62 Shirley Davisson(CA)	6-26-76
	22'4 1/4	6.81 T. Taavitskinen(FIN)	7-23-91
	21'4	6.50 John Hartfield(TX)	6- 6-92
48	21'5 1/4	6.53 Wolf Reinhardt(GFR)	8- 9-77
	21'4	6.50 Rudy Enders(MD)	4-26-80
49	21'3 1/4	6.48 Pertti Ahomaki(FIN)	7-22-95
	21'1	6.42 Shirley Davisson(CA)	2- 9-80
50	22'5 1/4	6.84 T. Taavitskinen(FIN)	6-18-94
	21'1	6.42 Shirley Davisson(CA)	4-12-80
51	21'7 1/2	6.59 T. Taavitskinen(FIN)	7-22-95
	20'10 1/2	6.36 Dannel Horn(CA)	9- 8-90
52	20'7 1/4	6.28 Pertti Ahomaki(FIN)	9-12-98
	20'0 1/2	6.11 Dannel Horn(CA)	9-22-91
53	20'8	6.30 Pericles Pinto(POR)	6-30-90
	19'9 1/2	6.03 Gary Miller(CA)	3-11-91
54	20'2 1/4	6.15 Pericles Pinto(POR)	7-23-91
	19'10 1/2	6.06 Tom Patsalis(CA)	6-12-76
55	20'10	6.35 Stig Backlund(FIN)	7-21-95
	19'9 1/2	6.03 Tom Patsalis(CA)	3-12-77
56	19'8 1/4	6.00 Dave Jackson(CA)	8-31-87
57	19'8 3/4 i	6.01 Stig Backlund(FIN)	3- 2-97
	19'4 1/4	5.90 Tom Patsalis(CA)	7-31-79
58	19'8 1/4	6.00 Tom Patsalis(CA)	8-16-80
59	20'0 1/4	6.10 Tom Patsalis(CA)	7-18-81
60	19'11	6.07 Tom Patsalis(CA)	7-10-82
61	18'11	5.76 Tom Patsalis(CA)	5- 1-83
62	18'6	5.64 Dick Richards(CA)	3-29-97
63	18'3 1/4	5.57 Dick Richards(CA)	6-29-97
64	16'10 1/2	5.14 Hans Schneider(GFR)	6-24-78
	16'10	5.13 Boo Morcom(PA)	1- 5-86
65	17'7 1/2	5.37 Hermann Strauss(FRG)	8-17-96
	17'6 3/4	5.35 Dick Richards(CA)	8-27-99
66	17'9 3/4	5.43 Hans Bitter(GER)	7-29-86
	17'5 1/4	5.31 Melvin Larsen(IL)	1-13-91
67	17'6 3/4	5.35 Wolfgang K Reuter(GER)	8-17-96
	16'4	4.98 Melvin Larsen(IL)	8-17-96
68	16'6 1/2	5.04 James Stookey(MD)	11-22-98
69	16'9 1/2	5.12 Melvin Larsen(IL)	10- 9-93
70	17'0 1/4	5.19 Melvin Larsen(IL)	8-13-94
71	15'8 1/2	4.79 Ian Hume(CAN)	8-22-85
	15'8 i	4.77 Melvin Larsen(IL)	1- 6-96
72	15'0 3/4	4.59 Matti Jarvinen(FIN)	9-12-98
	14'10 3/4	4.54 Tom Patsalis(CA)	6-18-94
73	15'0 1/4	4.58 Melvin Larsen(IL)	8- 8-97
	14'2	4.32 Bruno Sobrero(ITA)	7-21-95
	13'11	4.24 Edwin Lukens(NY)	7-26-96
75	15'8 1/4	4.78 Mazumi Morita(JPN)	7-30-88
	15'0 3/4	4.59 Melvin Larsen(IL)	8-22-83
76	14'4	4.37 Mazumi Morita(JPN)	7-29-89
	14'1 1/4 i	4.30 Edwin Lukens(NY)	3-28-98

77	14'3	4.34 U. Marabotti(ITA)	10- 9-93
	13'11	4.24 Tom Kennell(US)	7-31-98
78	14'3	4.34 Mazumi Morita(JPN)	7-25-91
	12'5 1/4	3.79 M. Silverstein(VA)	7-31-98
79	13'0 3/4	3.98 G. Marabotti(ITA)	7-21-95
	11'11 1/2	3.64 Joe Caruso(CA)	3- 5-89
80	13'6 1/4	4.12 Mazumi Morita(JPN)	10- 9-93
	11'7	3.53 Walt Wesbrook(US)	6-24-78
81	13'9	4.19 Mazumi Morita(JPN)	5-20-95
	12'0 1/2	3.67 Thomas Walsh(MO)	7-31-98
82	13'8 1/2	4.18 Suda Giichi(JPN)	10-15-94
	12'0 3/4	3.67 David Marcus(CA)	5-25-91
83	12'11 1/2	3.95 Gulab Singh(IND)	7-29-89
	10'10 1/4	3.31 Everett Hosack(OH)	8-24-85
84	12'10 3/4	3.93 Mazumi Morita(JPN)	7-19-97
	10'1 3/4	3.09 Winfield McFadden(CA)	7-22-89
85	12'3 3/4	3.75 Mazumi Morita(JPN)	7-26-98
	9'7 3/4	2.95 James Elliot(MI)	8-27-99
86	10'11 1/2	3.34 Mazumi Morita(JPN)	7-31-99
	9'8 1/4	2.95 Jeremiah Gaines(VA)	5- 9-98
87	10'7 1/4	3.23 Vittorio Colo(ITA)	7-29-99
	8'6	2.59 Russell Randall(CO)	8-13-94
88	8'9 1/4	2.67 Masami Okazaki(JPN)	10- 9-93
	8'8 1/4	2.65 Russell Randall(CO)	7-21-95
89	8'7 1/4	2.62 Karl Trei(CAN)	6-13-98
	8'6 3/4	2.02 Herbert Anderson(CO)	8-31-91
90	8'6 3/4	2.61 Karl Trei(CAN)	5- 8-99
	8'0 1/4	2.44 Buell Crane(ID)	4-21-90
91	7'10 1/2	2.40 Buell Crane(ID)	4-20-91
	6'13 1/2	1.92 Everett Hosack(OH)	5- 7-94
93	7'1 3/4	2.18 Everett Hosack(OH)	7-21-95
	6'9 1/4 i	2.06 Everett Hosack(OH)	3- 2-96
95	6'6 3/4 i	2.00 Everett Hosack(OH)	3- 2-97

Pending or wind aided marks

36	w26'10 1/2	8.19 Larry Myricks(US)	4-17-92
37	w27'5 1/2	8.37 Larry Myricks(US)	7-28-93
42	w23'10 1/4	7.27 Hans Schicker(FRG)	5- 5-90
42	w22'8	6.91 Richard Thomas(US)	7-22-95
46	w22'11	6.98 John Hartfield(TX)	6- 7-91
46	w21'9	6.63 Stan Whitley(CA)	8-15-92
47	w21'4 3/4	6.52 William Rea(FL)	8-27-99
56	w19'8 1/4	6.00 Hermann Strauss(FRG)	7- 4-87
57	w20'4	6.20 Stig Backlund(FIN)	7-19-97
64	w18'2 1/2	5.55 Dick Richards(CA)	6-19-99
66	w17'7 1/2	5.37 Wolfgang K Reuter(GER)	7-23-94
67	w17'11	5.46 Hans Bitter(GER)	7-13-86
68	w17'9	5.36 Wolfgang K Reuter(GER)	8-10-97
68	w16'9 1/4	5.11 Wolfgang K Reuter(GER)	5-21-98
70	w17'2	5.23 Melvin Larsen(IL)	7-30-94
72	w15'1 1/4	4.60 Karl-heinz Hoyer(GER)	9-11-93
74	w15'1 1/4	4.60 Tom Kennell(US)	5- 6-95
74	w15'0 1/4	4.58 Juji Tanaka(JPN)	7-19-97
74	w14'8 1/2	4.48 Karl-heinz Hoyer(GER)	5-25-95
78	p12'9 1/2	3.90 Jack Davison(US)	8- 5-97
80	w12'0	3.66 Clarence Trahan(CA)	4- 8-95
92	w6'4	1.93 Everett Hosack(OH)	5- 7-94

TRIPLE JUMP

35	55'7 1/4	16.95 Ray Kimble(US)	8-12-88
36	54'10	16.71 Willy Banks(CA)	6-21-92
37	54'6	16.61 Robert Cannon(US)	5-11-96
38	54'1 3/4	16.50 Ray Kimble(US)	6-14-91
39	55'5 1/2	16.90 Ray Kimble(US)	6-21-92
40	54'4 3/4	16.58 Ray Kimble(US)	7- 2-93
41	53'3 1/2	16.24 Ray Kimble(US)	5-14-94
42	52'4	15.95 Ray Kimble(US)	4-13-96
43	53'7 3/4	16.35 Ray Kimble(US)	5- -96
44	46'9 1/2	14.26 Pericles Pinto(POR)	5-24-81
	43'11	13.38 Dave Jackson(CA)	9-27-75
45	45'11 1/2	14.01 Pericles Pinto(POR)	7-14-82
	45'2 1/4	13.77 Dave Jackson(CA)	8-11-77
46	48'7 1/2 i	14.82 Milan Tiff(CA)	2-25-95
47	46'6 1/4	14.18 Stig Backlund(FIN)	7-28-87
48	43'3 1/4	13.19 Dave Jackson(CA)	7-31-79
48	46'6	14.17 Milan Tiff(CA)	6- 8-97
49	45'0 1/4	13.72 Stig Backlund(FIN)	8- 1-89
	44'2 1/2	13.47 Milan Tiff(CA)	5-23-98
50	44'8 1/4	13.62 Stig Backlund(FIN)	6-17-90
	43'3 1/2	13.19 Dave Jackson(CA)	7-10-82
51	44'5 1/2	13.55 Hermann Strauss(FRG)	6- 6-82
	41'6 1/4	12.65 Dave Jackson(CA)	8-22-83
52	43'0 1/4	13.11 C. Krefz(GER)	7-23-97
	42'0 3/4	12.82 Dave Jackson(CA)	9-25-83

53	42'7 3/4	13.00 Hermann Strauss(FRG)	9-15-84
	41'11 1/2	12.79 Dave Jackson(CA)	5-25-85
54	42'7 3/4	13.00 Hermann Strauss(FRG)	5- 4-85
	40'10	12.44 Dave Jackson(CA)	6-28-86
55	45'5 1/4	13.85 Stig Backlund(FIN)	7- 2-95
	45'0 1/4	12.22 Dave Jackson(CA)	7-25-87
56	42'0 3/4	12.82 Hermann Strauss(FRG)	8- 2-87
57	40'6 3/4	12.36 Dave Jackson(CA)	12- 4-87
	43'5 i	13.23 Stig Backlund(FIN)	3- 2-97
	41'5	12.62 Gordon Farrell(CA)	1-18-75
58	42'6	12.95 Stig Backlund(FIN)	9-17-98
	39'4	11.99 Tom Patsalis(CA)	5-17-80
59	40'6 1/4	12.35 Tom Patsalis(CA)	8- 9-81
60	40'5 1/2	12.33 Pericles Pinto(POR)	7-23-97
	40'5 1/2	12.33 Hermann Strauss(FRG)	7-26-91
	39'3	11.96 Tom Patsalis(CA)	7-10-82
61	39'4 3/4	12.01 Vaclav Bartl(SWE)	12- 5-87
	38'11	12.01 Jakob Rypdal(NOR)	12- 5-87
	38'1	11.61 Tom Patsalis(CA)	9-25-83
62	39'0	11.89 Gordon Farrell(CA)	5-24-80
63	37'4 1/2	11.39 Jakob Rypdal(NOR)	8- 1-89
	36'3 1/2	11.06 Edwin Lukens(NY)	3-24-85
64	37'6 3/4	11.45 L. Ariel Standen(CHI)	10-13-93
	35'1 1/4	10.69 Edwin Lukens(NY)	1- 5-86
65	39'2 1/4	11.96 Hermann Strauss(FRG)	8-18-96
	35'7 3/4	10.86 Tom Patsalis(CA)	3-29-87
66	38'0 1/4	11.59 Hermann Strauss(FRG)	6-15-97
	35'7 1/2	10.79 James Stookey(MD)	4- 6-96
67	34'4 1/4	10.86 Matti Jarvinen(FIN)	10-13-93
68	34'1 1/2	10.47 Edwin Lukens(NY)	7- 8-89
	33'6	10.40 Amelio Comprì(ITA)	10-13-93
69	33'2	10.21 Edwin Lukens(NY)	5- 4-90
	32'5	10.11 Matti Jarvinen(FIN)	7-19-95
	34'1 3/4	9.88 James Stookey(MD)	5- 8-99
	31'4 1/2	10.41 Vaclav Bartl(SWE)	7-24-96
	31'4 1/2	9.56 Tom Patsalis(CA)	7-12-92
71	33'8 3/4	10.28 Tanaka Juji(JPN)	5-29-94
	32'8 1/2	9.97 Edwin Lukens(NY)	3-19-93
72	33'7 1/2	10.25 Mazumi Morita(JPN)	10-13-85
	30'8 1/2	9.36 Edwin Lukens(NY)	8-14-94
73	33'2 1/2	10.12 Jakob Rypdal(NOR)	8- 4-99
	31'0 3/4	9.47 Edwin Lukens(NY)	8- 5-95
74	31'6 1/4	9.61 Mazumi Morita(JPN)	12- 4-87
	28'3 3/4 i	8.63 Charles Obye(AZ)	3-31-96
75	32'11 3/4	10.05 Mazumi Morita(JPN)	7-31-88
	30'9 1/4 i	9.38 Edwin Lukens(NY)	3-21-97
	30'5 3/4	9.29 Edwin Lukens(NY)	8- 2-98
	30'6 1/4	9.20 Edwin Lukens(NY)	8- 4-99
78	30'6 1/2	9.31 Mazumi Morita(JPN)	8-27-91
	28'8 1/4	8.74 Tom Kennell(US)	8-29-99
79	27'11 3/4	8.53 Esko Kolhonen(FIN)	10-13-93
	25'6 3/4	7.79 Winfield McFadden(CA)	7-15-84
80	29'4 1/2	8.95 Mazumi Morita(JPN)	10-13-93
	24'5	7.44 Winfield McFadden(CA)	5-25-85
81	26'3	8.00 Esko Kolhonen(FIN)	7- 2-95
	23'5 1/2	7.15 Clarence Trahan(CA)	8-24-96
82	28'6 1/4	8.69 Mazumi Morita(JPN)	7-19-95
	24'7 1/4	7.50 John Damski(CA)	6-29-97
83	25'8 3/4	7.84 Gulab Singh(IND)	8- 1-89
	23'6 3/4	7.18 John Damski(CA)	6-28-98
84	26'0 1/2	7.94 Mazumi Morita(JPN)	7-23-97
	22'7	6.88 Winfield McFadden(CA)	7-20-89
85	25'11 1/2	7.91 Mazumi Morita(JPN)	7-26-98
	20'7 1/4	6.28 Winfield McFadden(CA)	7-21-90
86	24'2 1/4	7.37 Mazumi Morita(JPN)	8- 4-99
	18'0	5.48 Buell Crane(ID)	7-12-86
87	21'8	6.60 Vittorio Colo(ITA)	8- 4-99
	17'5 1/2	5.32 Buell Crane(ID)	12- 4-87
88	18'8 1/2	5.70 Karl Trei(CAN)	5-31-97
	17'6	5.33 Winfield McFadden(CA)	9-19-93
89	15'9 1/4	4.81 Herbert Anderson(CO)	8-31-91
	18'1	5.51 Buell Crane(ID)	7-28-90
91	15'2 3/4	4.64 Buell Crane(ID)	7-27-91
92	14'7 1/4	4.45 A. Pittendrich(AUS)	8- 4-99
	13'3	4.04 Waldo McBurney(US)	7-19-95
94	13'3 3/4	4.06 Buell Crane(ID)	8-14-94

Pending or wind aided marks

36	w55'4 3/4	16.88 Joseph Taiwo(US)	5-11-96
36	w54'10 1/2	16.72 Willy Banks(CA)	6-21-92
37	w54'10	16.71 Robert Cannon(US)	6- 1-96
38	w54'6 3/4		

78	26'10	8.18 Erling Svennevick(NOR)	11-10-96
	16'11 1/4	5.16 Arthur Wright(NY)	6-14-80
79	26'7 3/4	8.12 Ross Carter(OR)	6- 6-93
80	28'2 1/4	8.59 Ross Carter(OR)	7-29-94
81	22'6	6.86 Manuel White(MT)	7-20-97

Pending marks			
64	p36'1 1/4	11.00 Heinrich Fiedler(GFR)	10- 7-78

SHOT PUT (6kg)

50	60'6 1/2	18.45 Klaus Liedtke(FRG)	7-20-91
	53'10	16.41 Carl Wallin(NH)	10- 5-91
51	57'7 3/4	17.57 M. Buchmuller(GER)	9-10-94
	55'7 1/4	16.95 Tom Gage(MT)	7-30-94
52	58'9 1/2	17.92 Klaus Liedtke(GER)	7- 4-93
	56'3 1/4	17.15 Ladislav Pataki(CA)	9-19-98
53	59'9	18.21 Klaus Liedtke(GER)	5- 3-94
	55'0 3/4	16.78 Ladislav Pataki(CA)	7- 3-99
54	53'2 3/4	16.22 H. Hombrecher(FRG)	7-27-79
	51'10	15.80 Tom Gage(MT)	8- 9-97
55	57'15	15.80 Klaus Liedtke(GER)	7-21-96
	52'4	15.95 Carl Wallin(NH)	9-20-97
56	56'2	17.12 Klaus Liedtke(GER)	8-16-97
	52'11 1/2	15.89 Carl Wallin(NH)	10- 4-97
57	56'11 1/4	17.35 Klaus Liedtke(GER)	9-13-98
	50'5 1/2	15.38 Joe Keshmiri(NV)	7-18-95
58	50'6	15.39 Joe Keshmiri(NV)	6- 8-96
59	51'10	15.80 Joe Keshmiri(NV)	8- 9-97
	46'8 1/2	14.23 Cliff Blair(MA)	12- 8-89
65	43'0 1/2	13.12 Karl-heinz Wendel(GER)	9- 3-95
67	38'9	11.81 Karl-heinz Wendel(GER)	6-29-97
68	37'1 1/4	11.31 Karl-heinz Wendel(GER)	8-28-98
74	32'5 1/4	9.89 Franz Meier(SWI)	5-24-92
76	31'10 3/4	9.72 Erling Svennevick(NOR)	11-12-94

SHOT PUT (5kg)

60	54'9 1/4	16.69 Franz Ratzler(AUT)	8- 1-99
	54'0	16.46 Joe Keshmiri(NV)	6-27-98
61	52'6 1/2	16.01 Peter Speckens(GER)	7-21-96
	49'8 1/2	15.15 Cliff Blair(MA)	1- 5-91
62	50'4	15.34 Peter Speckens(GER)	8-16-97
	49'10 1/2	15.20 Cliff Blair(MA)	1-10-92
63	51'3	15.62 Reino Nokelainen(FIN)	7-17-83
	47'31	14.40 Wendell Palmer(TX)	2-11-96
64	47'7 3/4	14.52 Peter Speckens(GER)	8- 1-99
	45'8 3/4	13.94 Wendell Palmer(TX)	8-18-96
65	48'2 3/4	14.70 Reino Nokelainen(FIN)	8- 3-85
	46'5 1/2	14.16 Wendell Palmer(TX)	5-31-97
66	45'1 3/4	13.76 Ladislav Filip(CZE)	9-24-94
	44'11 3/4	13.71 Wendell Palmer(TX)	8- 1-98
67	48'3 1/4	14.71 T. Von Wachenfeldt(SWE)	7-19-95
	43'9 3/4	13.35 Wendell Palmer(TX)	8-28-99
68	43'4	13.21 Rolf Gustavson(SWE)	8- 3-85
	38'11	11.86 William Walimroth(MI)	9-13-92
69	43'8 1/2	13.32 Voitto Elo(FIN)	8-22-84
	41'8 3/4	12.72 Arnie Gaynor(CA)	6- 8-97
76	32'5	9.88 Erling Svennevick(NOR)	11-12-94

SHOT PUT (4kg)

70	48'5 1/2	14.77 Arnie Gaynor(CA)	7-10-98
71	48'4	14.73 T. Von Wachenfeldt(SWE)	8- 1-99
	44'5 1/2	13.55 Arnie Gaynor(CA)	3-26-99
72	43'11 1/2	13.40 Ross Carter(OR)	8- 2-86
73	45'1	13.74 Scott Herrman(KA)	10-11-92
	42'4	12.90 Franz Meier(SWI)	9- 6-92
74	39'1 3/4	11.93 Dale Buisse(CO)	8-10-95
75	42'8	13.00 Erik Eriksson(FIN)	8- 1-99
	41'5 3/4	12.64 Ross Carter(OR)	9- 3-89
76	43'0 1/4	13.11 Erik Eriksson(FIN)	9- 4-99
	41'6 3/4	12.67 Scott Herrman(KA)	2-11-96
77	39'4	11.99 Ross Carter(OR)	6-22-91
78	38'7 3/4	11.78 Elo Wiklund(SWE)	9- 4-99
	38'7	11.76 Ross Carter(OR)	6-13-92
79	38'11	11.86 Ross Carter(OR)	2-20-94
80	40'3	12.27 Ross Carter(OR)	6-25-94
81	39'6	12.04 Ross Carter(OR)	6-30-95
82	39'5 1/4	12.02 Gerhard Schepe(GER)	10-16-93
	37'7 1/2	11.47 Ross Carter(OR)	10- 8-96
83	36'11	11.25 Ross Carter(OR)	5-31-97
84	37'3	11.35 Ross Carter(OR)	8- 1-98
85	34'2 1/4	10.42 Ross Carter(OR)	6-19-99
86	27'5 1/4	8.36 Lamberto Cicconi(ITA)	2-23-91
	24'11 1/4	7.60 Leon Joslin(WA)	10-18-98

87	27'6 3/4	8.40 Lamberto Cicconi(ITA)	9- 5-92
	25'4 3/4	7.74 Leon Joslin(WA)	6-19-99
88	26'4 1/4	8.03 Lamberto Cicconi(ITA)	2- 5-93
	23'4	7.11 Ted Hatlen(CA)	10- 3-99
89	25'1 1/2	7.66 Lamberto Cicconi(ITA)	9-15-94
	22'2 1/4	6.76 Buell Crane(ID)	7-29-89
90	24'7 1/2	7.49 Lamberto Cicconi(ITA)	2-17-95
	22'10 1/2	6.97 Buell Crane(ID)	6-20-90
91	16'10	5.13 John Whittmore(CA)	10-19-91
92	21'11 3/4	6.70 Waldo McBurney(US)	7-19-95
93	18'6 3/4	5.66 Buell Crane(ID)	8-14-93
94	18'8	5.69 Buell Crane(ID)	7- 9-94
95	15'3	4.65 John Whittmore(CA)	4-23-95
96	15'4 3/4	4.69 Tom Lane(CA)	9-23-90
97	15'9	4.80 Tom Lane(CA)	9-22-91
98	13'5 1/4	4.09 Tom Lane(CA)	8-14-92
99	10'3 3/4	3.14 John Whittmore(CA)	10- 3-99
103	10'1 1/4	3.08 Ben Levinson(CA)	8-11-98

DISCUS THROW (2kg)

35	232'8	70.92 Wolfgang Schmidt(FRG)	9- 9-89
	227'2	69.24 Art Swarts(US)	5-31-80
36	233'9	71.24 John Powell(US)	6- 9-84
37	222'11	67.94 Mac Wilkins(CA)	4-23-88
38	233'9	71.26 Rickard Bruch(SWE)	11-15-84
	225'5	68.70 Art Swarts(US)	11-12-83
39	223'8	68.18 Jurgen Schult(GER)	8-21-99
	212'2	64.68 Art Swarts(US)	5-26-84
40	220'9	67.28 Art Swarts(US)	9-15-85
41	213'1	64.96 Art Swarts(US)	3- 8-86
42	219'10	67.00 Al Oerter(NY)	4- 7-79
43	227'11	69.48 Al Oerter(NY)	5-31-80
44	225'7	68.76 Al Oerter(NY)	6- 7-81
45	216'11	66.12 Al Oerter(NY)	3-28-82
46	212'4	64.72 Al Oerter(NY)	10-30-82
47	222'9	67.90 Al Oerter(NY)	11-12-83
48	211'3	64.40 Al Oerter(NY)	9-15-85
49	209'2	63.75 Dave McKenzie(CA)	4-17-99
50	185'4	56.50 Klaus Liedtke(GER)	10- 3-91
	149'2	45.48 Chuck Chapin(NY)	7-13-95
51	191'9	58.44 Al Oerter(FL)	7-23-88
52	178'0	54.26 Kauko Joupila(FIN)	8- 5-73
	159'0	48.46 Ladislav Pataki(CA)	5-21-99
53	188'3	57.38 Klaus Liedtke(GER)	7- 2-94
	132'5	40.36 Wendell Palmer(TX)	6-22-85
54	168'0	51.22 Kauko Joupila(FIN)	9- 2-75
	138'5	42.20 George Ker(CA)	6-19-77
55	166'3	50.68 Klaus Liedtke(GER)	7-13-96
	135'2	41.20 Wendell Palmer(TX)	6-20-87
56	177'8	54.16 Klaus Liedtke(GER)	5- 4-97
	137'11	42.04 Wendell Palmer(TX)	5-14-88
57	161'2	49.12 Klaus Liedtke(GER)	10-10-98
	131'2	39.98 Wendell Palmer(TX)	5-13-89
58	148'8	45.32 K. Maksimczyk(GBR)	8-12-72
	122'1	37.22 Wendell Palmer(TX)	6- 9-90
59	155'7	47.42 Kauko Joupila(FIN)	5-27-80
	136'5	41.58 Wendell Palmer(TX)	4-18-92
60	137'10	42.02 Wendell Palmer(TX)	6-13-92
61	136'6	41.60 Peter Speckens(FRG)	7- 6-96
	128'5	39.14 Wendell Palmer(TX)	4-23-93
62	136'1	41.48 Wendell Palmer(TX)	4-23-94
63	125'1	38.14 Karl-heinz Wendel(GER)	9- 4-93
	101'8	31.00 Bob Stone(CA)	5-19-84
64	115'11	35.34 Olav Reppen(NOR)	6- 8-76
	103'1	31.42 John Dick(CA)	9-14-76
65	114'6	34.90 Olav Reppen(NOR)	7-29-76
	101'3	30.86 John Dick(CA)	9-17-77
66	120'10	36.84 Karl-heinz Wendel(GER)	9-18-96
	103'3	31.48 Daniel Aldrich(CA)	12-16-84
67	117'7	35.84 Karl-heinz Wendel(GER)	3-27-97
	102'7	31.28 Len Olson(VT)	8-16-98
68	112'5	34.26 Karl-heinz Wendel(GER)	6-19-98
	103'1	31.42 Peter Gulgin(FL)	3-10-84
69	103'11	31.68 Olav Reppen(NOR)	9- 4-80
	89'7	27.30 Philip Partridge(NY)	12-27-80
70	115'0	35.06 Olav Reppen(NOR)	9-12-81
	89'5	27.25 Philip Partridge(NY)	2-10-82
71	118'0	35.98 Olav Reppen(NOR)	9-11-82
	103'5	31.52 Thomas McDermott(FL)	9-16-89
72	108'5	33.04 Olav Reppen(NOR)	9-20-83
	82'5	25.12 Stanley Herrmann(CA)	1- 8-77
73	104'8	31.92 Olav Reppen(NOR)	8-23-84
	89'5	27.25 Manuel White(MT)	8-11-89

74	104'5	31.84 Olav Reppen(NOR)	8- 8-85
	84'4 1/2	25.72 Manuel White(MT)	6-10-90
75	81'4 1/2	24.80 Manuel White(MT)	8-10-91
76	86'1	26.24 Manuel White(MT)	7-11-92
77	81'7 1/4	24.87 Manuel White(MT)	8-28-93
78	77'9 1/2	23.71 Leon Joslin(WA)	6-20-90
79	72'8	22.15 Leon Joslin(WA)	7-10-91
80	69'6	21.18 Thomas McDermott(FL)	9- 7-98
81	68'8 1/4	20.93 Leon Joslin(WA)	8- 4-93

Pending marks			
53	pi81'6	55.32 Al Oerter(FL)	-90

DISCUS THROW (1.5kg)

40	182'8	55.68 Bob Humphreys(CA)	4- 3-76
41	182'11	55.76 Rick Ryckmann(TX)	8- 4-82
42	200'8	61.16 Rick Ryckmann(TX)	7-21-83
43	169'3	51.60 Chuck Chapin(NY)	4- 9-88
44	198'7	60.54 Rick Ryckmann(TX)	6- 8-85
45	200'6	61.12 Lloyd Higgins(CA)	5-30-87
46	181'2	55.22 Rick Ryckmann(TX)	6-28-87
47	167'8	51.10 Fortune Gordien(CA)	6-30-70
48	182'2	55.52 Fortune Gordien(CA)	4-24-71
49	194'10	59.38 Rick Ryckmann(TX)	9-29-90
50	214'3	65.30 Al Oerter(FL)	12-28-86
51	209'4	63.80 Al Oerter(FL)	11- 7-87
	202'9	63.80 Klaus Wiefenbach(GER)	10-12-96
52	205'10	62.74 Al Oerter(FL)	8- 3-89
53	204'5	62.32 Klaus Liedtke(GER)	5-12-94
	197'11	60.34 Al Oerter(FL)	9-23-89
54	182'2	55.52 Klaus Liedtke(GER)	8-20-95
	179'2	54.62 Larry Pratt(DE)	7-16-95
55	190'10	58.18 Klaus Liedtke(GER)	7-20-96
	178'7	54.44 Larry Pratt(DE)	10-25-96
56	200'10	61.22 Klaus Liedtke(GER)	6-15-97
	176'4	53.74 Larry Pratt(DE)	8- 8-97
57	193'1	58.86 Klaus Liedtke(GER)	5-17-98
	176'4	53.74 Joe Keshmiri(NV)	5-20-95
58	193'7	59.00 Klaus Albers(GER)	6-11-98
	163'11	49.06 Larry Pratt(DE)	8-27-99
59	173'3	52.80 Joe Keshmiri(NV)	3-29-97
60	160'7	49.84 Wendell Palmer(TX)	6-13-92
61	161'2	49.12 Wendell Palmer(TX)	6- 5-93
62	159'2	48.52 Karl-heinz Wendel(GER)	10- 4-92
63	153'1	46.66 Wendell Palmer(TX)	6-25-94
	146'4	44.60 Heinz Brandt(GER)	7- 7-93
64	143'0	36.58 Bob Stone(CA)	5-12-84
	120'0	43.60 Karl-heinz Wendel(GER)	5-21-95
65	160'6	35.54 John Dick(CA)	9-14-76
	117'3	32.74 Karl-heinz Wendel(GER)	6-14-96
66	132'10	40.50 Jose Celaya(SPA)	9- 4-76
	118'9	35.96 Bob Stone(CA)	8- 7-86
67	134'9	41.08 Karl-heinz Wendel(GER)	6-18-97
	121'0	36.88 Peter Gulgin(FL)	8- 1-83
68	133'9	40.76 Karl-heinz Wendel(GER)	6-17-98
	105'4	32.10 Peter Gulgin(FL)	8-28-83
69	120'10	36.84 Olav Reppen(NOR)	9- 4-80
	103'0	31.40 Bob Stone(CA)	8-15-89
70	127'10	38.96 Olav Reppen(NOR)	9-12-81
	105'9	32.24 Philip Partridge(NY)	9-11-82
71	128'11	39.30 Olav Reppen(NOR)	9-11-82
	97'6	29.72 Peter Gulgin(FL)	8-30-86
72	122'11	37.46 Olav Reppen(NOR)	9-20-83
	96'10 1/2	29.53 Thomas McDermott(FL)	4- 1-90
73	119'6	36.42 Olav Reppen(NOR)	8-23-84
	106'3	32.38 Manuel White(MT)	8-11-89
74	117'10	35.92 Olav Reppen(NOR)	8- 8-85
	100'11	30.76 Manuel White(MT)	6-10-90
75	95'10 3/4	29.23 Manuel White(MT)	7-21-91
76	104'0	31.70 Manuel White(MT)	7-11-92
77	94'0 3/4	28.67 Manuel White(MT)	6-12-93
78	87'3	26.59 Leon Joslin(WA)	7-11-90
79	81'8	24.90 Erling Svennevick(NOR)	11-22-97
	78'6	23.92 Leon Joslin(WA)	8- 7-91
80	46'3 1/2	14.11 Gordon Powell(FL)	4- 1-90
81	80'4 1/2	24.50 Manuel White(MT)	7-20-97

Pending marks			
52	p224'5	68.40 Klaus Wiefenbach(GER)	5-10-97

DISCUS THROW (1kg)

60	195'8	59.64 Peter Speckens(GER)	7-11-95
	195'3	59.52 Joe Keshmiri(NV)	5-19-98

61	198'8	60.56 Peter Speckens(FRG)	9-29-96
	187'6	57.16 Wendell Palmer(TX)	6- 5-93
62	190'6	58.06 Peter Speckens(GER)	9- 9-97

48	208'2	63.46 S. Murofusi(JPN)	10-13-93	65	148'3	45.18 Karl-heinz Wendel(GER)	9-15-95	78	120'2	36.63 Jerzy Krawczyk(POL)	7-31-99	73	119'7	36.46 Manuel White(MT)	8-11-89
	207'4	63.20 Dave McKenzie(CA)	8- 7-97		133'8	40.74 Thomas McDermott(FL)	9-24-83		110'3	33.60 Thomas McDermott(FL)	8-21-96		121'1	36.90 Manuel White(MT)	8-25-90
49	202'3	61.66 Dave McKenzie(CA)	5-31-98	66	140'0	42.68 Aarne Miettinen(FIN)	7-29-79	79	119'5	36.40 Osmo Renvall(FIN)	7- 5-90	75	117'1	35.70 Manuel White(MT)	8-10-91
50	202'3	61.64 Dave McKenzie(CA)	5-15-99	67	144'2	43.94 Aarne Miettinen(FIN)	8- 6-80		105'5	32.14 Thomas McDermott(FL)	6-22-97	76	116'0	35.36 Manuel White(MT)	6-19-92
51	189'7	57.78 Gerhold Wohlfarth(GER)	9-23-88		126'10	38.68 Nolan Fowler(TN)	1-14-81	80	113'11	34.72 John Fraser(AUS)	8-20-95	77	88'9	27.05 William Eipel(NY)	6- 3-90
	180'7	55.04 Bob Backus(MA)	7- 8-78	68	131'6	40.10 Olav Reppen(NOR)	8- 9-79		106'9	32.54 Thomas McDermott(FL)	5-30-98	78	70'2 1/2	21.40 Gilberto Gonzalez(FL)	12-29-91
52	185'9	56.62 Lutz Caspers(GER)	6-29-96	69	131'5	40.06 John Fraser(AUS)	4-20-84	81	122'0	34.70 John Fraser(AUS)	3-23-96	79	102'6	31.26 Manuel White(MT)	7-29-95
	180'0	54.86 Bob Backus(MA)	7-21-78		119'2	36.32 Nolan Fowler(TN)	8-13-83		90'3 1/2	27.52 David Schlotthauer(MA)	6-19-99	80	99'10	30.26 Manuel White(MT)	6-14-96
53	191'2	58.26 Gerhold Wohlfarth(GER)	9-22-90	70	131'11	40.22 Olav Reppen(NOR)	8-27-81	82	113'3	34.52 John Fraser(AUS)	7- 6-97	81	76'3 3/4	23.43 Manuel White(MT)	7-20-97
	157'9	48.10 Bob Backus(MA)	7-29-79	71	122'4	37.28 Olav Reppen(NOR)	10- 7-82		88'1	26.85 Paul Narcessian(RI)	6-26-94	82	81'4	24.79 Herbert Anderson(CO)	7-28-84
54	192'1	58.54 Gerhold Wohlfarth(GER)	5-18-91	72	121'6	37.04 Olav Reppen(NOR)	9-20-83	83	102'8	31.30 John Fraser(AUS)	9-27-98	83	71'7 3/4	21.84 Ian Hume(CAN)	9-28-97
	162'0	49.38 Bob Backus(MA)	6-13-81	73	128'7	25.02 Louis Peresenyi(CA)	1-12-81		80'6 1/4	24.54 Paul Narcessian(RI)	6-24-95		51'11 3/4	15.84 Frank Furniss(FL)	9-16-90
55	175'0	53.34 Bob Backus(MA)	8- 9-81	74	120'1	39.20 Olav Reppen(NOR)	8- 9-84	84	92'5 1/2	28.18 Berno Wischmann(FRG)	7-19-95	85	74'5 1/2	22.69 Herbert Anderson(CO)	9- 5-87
	178'2	54.32 Gerhold Wohlfarth(GER)	9-11-93	75	120'1	36.60 Olav Reppen(NOR)	8- 8-85		75'11	23.14 Ross Carter(OR)	8-17-98	86	47'9	14.55 Frank Furniss(FL)	8-12-93
	164'1	50.02 Bob Backus(MA)	8-21-82	76	109'3	27.20 Stanley Herrmann(CA)	7-29-79	85	89'6 3/4	27.30 Friederich Bender(GER)	6-22-85	87	54'7 1/2	16.65 Herbert Anderson(CO)	7- 4-90
57	161'3	49.14 Richard Rzehak(GER)	9-26-87	77	104'8	33.30 Verner Andersson(SWE)	7-14-82		79'10 1/2	24.34 Leon Joslin(WA)	6- 7-97	88	42'0	12.80 Herbert Anderson(CO)	7-14-91
	154'4	47.04 Bob Backus(MA)	8-28-83	78	91'1	31.92 Karsten Brodersen(CHL)	9-13-84	86	82'9	21.24 Paul Narcessian(RI)	7-19-97	89	41'2 1/2	12.56 Herbert Anderson(CO)	7-28-91
58	140'10	42.92 Matt McGrath(US)	6-22-35	79	111'9	27.76 Verner Andersson(SWE)	9-16-84	87	70'4	21.44 Leon Joslin(WA)	7-13-99				
59	169'7	51.70 Richard Rzehak(GER)	10-16-88	80	111'9	34.08 Peter Goic(YUG)	6- 6-76		69'8	21.24 Paul Narcessian(RI)	7-18-98				
	150'9	45.96 Cliff Blair(US)	9-10-89	82	88'6	26.98 Peter Goic(YUG)	9-16-78		70'4	21.44 Leon Joslin(WA)	7-13-99				
60	152'10	46.58 Karl Hein(GFR)	10-20-68	83	78'7	23.96 Peter Goic(YUG)	7-29-79		88'4'2	13.46 Masami Okazaki(JPN)	10-13-93				
	138'5	42.20 Cliff Blair(US)	9- 2-90						89'5'1 1/2	15.58 Buell Crane(ID)	8- 4-89				
61	140'8	42.88 Cliff Blair(MA)	8-18-91						90'5'8	16.97 Buell Crane(ID)	4-21-90				
	139'11	42.64 Richard Rzehak(GER)	5-28-92						91'5'6 1/2	16.93 Buell Crane(ID)	4-20-91				
	102'4	31.20 Bob Stone(CA)	1- 8-83						92'4'6	14.02 Everett Hosack(OH)	7-30-94				
63	135'5	41.28 Cliff Blair(MA)	8-22-93						93'4'2 1/4	14.08 Everett Hosack(OH)	7- 6-95				
64	124'1	37.82 Thomas McDermott(CN)	12- 4-82						94'5'2'10	16.10 Buell Crane(ID)	7- 9-94				
65	129'8	39.52 Wim Van Weenen(AUS)	2-15-97						95'3'7'5	11.40 Everett Hosack(OH)	9-14-97				
	119'10	36.54 Thomas McDermott(CN)	12-28-83						96'34'9	10.60 Everett Hosack(OH)	10-18-98				
66	123'0	37.50 Thomas McDermott(CN)	11-10-84						99'24'9	7.55 John Whitemore(CA)	10- 3-99				
67	116'7	35.54 Wim Van Weenen(AUS)	9- 6-79												
	107'6	32.78 Len Olson(VT)	8-16-98												
68	113'1	34.48 Olav Reppen(NOR)	9- 6-79												
	103'3	31.48 Nolan Fowler(TN)	5- 8-82												
69	109'5	33.36 Olav Reppen(NOR)	7-27-80												
	100'11	30.76 Nolan Fowler(TN)	12-28-82												
70	113'4	34.54 Olav Reppen(NOR)	9-13-81												
	106'5	32.44 Thomas McDermott(FL)	3-13-89												
71	107'5	32.74 Olav Reppen(NOR)	10- 7-82												
	81'10	24.94 Stanley Herrmann(CA)	1-10-76												
72	108'1	32.96 Olav Reppen(NOR)	9-20-83												
	109'8	24.15 Stanley Herrmann(CA)	1- 8-77												
73	101'0	33.44 Olav Reppen(NOR)	8-23-84												
	101'7	30.78 Thomas McDermott(FL)	6- 8-91												
74	101'7	30.96 Olav Reppen(NOR)	8- 8-85												
	82'6	25.16 Stanley Herrmann(CA)	1-14-79												
75	87'8	26.72 Thomas McDermott(FL)	5-31-93												
	76'7 1/4	26.70 Thomas McDermott(FL)	1-21-95												
77	71'1	21.66 Manuel White(MT)	8-28-93												
	69'6 3/4	21.20 Thomas McDermott(FL)	2-15-97												
78	68'8	20.93 Thomas McDermott(FL)	10-29-97												
	67'8	20.64 Thomas McDermott(FL)	9- 7-98												
81	50'4	15.34 Manuel White(MT)	7-20-97												
82	55'4 1/2	16.88 John Fraser(AUS)	10-12-97												

Pending marks

64 p134'3 40.92 Wim Van Weenen(AUS) - 96

HAMMER THROW (6kg)

50	209'2	63.76 Tom Gage(MT)	5-16-93	83	65'1 1/4	19.84 Paul Narcessian(RI)	9-10-95
51	214'3	65.30 Tom Gage(MT)	7-17-94	84	58'4 3/4	17.80 Paul Narcessian(RI)	5-19-96
52	205'1	62.50 Gerhold Wohlfarth(GER)	10-22-89	85	61'4	18.70 Leon Joslin(WA)	11-16-97
53	202'9	61.80 Tom Gage(MT)	6-25-95	86	55'2	16.82 Leon Joslin(WA)	10-18-98
54	207'3	63.16 Gerhold Wohlfarth(GER)	9-15-90	87	48'8	14.84 Paul Narcessian(RI)	10- 3-98
	202'4	61.68 Tom Gage(MT)	8-16-96				
54	208'6	63.56 Hans Potsch(AUT)	11-29-87				
	198'4	60.46 Tom Gage(MT)	8- 7-97				
55	204'8	62.40 Hans Potsch(AUT)	7-16-88				
	199'9	60.88 Tom Gage(MT)	9- 5-98				
56	197'2	60.10 Hans Potsch(AUT)	8- 4-89				
	185'10	56.65 Tom Gage(MT)	8-26-99				
57	209'0	63.70 Hans Potsch(AUT)	7- 5-90				
	167'8	51.10 Bob Backus(MA)	5-27-84				
58	186'6	56.84 Richard Rzehak(FRG)	6-25-88				
	160'2	48.82 Steward Thomson(CA)	1-18-92				
59	188'0	57.32 Hans Potsch(AUT)	7- 2-92				
	173'6	52.90 Steward Thomson(CA)	6-20-92				
60	164'2	50.04 Richard Rzehak(GER)	7-22-90				
61	142'0	43.28 Erik Andervarn(SWE)	7-29-79				
	137'3	41.84 Thomas McDermott(FL)	7-29-79				
62	145'5	44.32 Erik Andervarn(SWE)	8- 6-80				
63	157'10	48.12 Aarne Miettinen(FIN)	9-12-76				

HAMMER THROW (4kg)

70	166'5	50.72 Pentti Saarikoski(FIN)	9- 1-96
	151'6	46.18 Ladislav Filip(OR)	8-17-98
71	159'4	48.56 Olav Reppen(NOR)	9-16-82
	139'3	42.44 Thomas McDermott(FL)	8- 4-89
72	153'7	46.82 Olav Reppen(NOR)	9-20-83
	145'3	44.28 Thomas McDermott(FL)	8- 5-90
73	150'11	46.00 Thomas McDermott(FL)	5-18-91
74	131'0	39.94 Roy Foley(AUS)	7-29-91
	129'10	39.58 Thomas McDermott(FL)	5-23-92
75	146'8	44.70 Olav Reppen(NOR)	5-23-87
	126'4	38.50 Thomas McDermott(FL)	4-24-93
76	130'3	39.70 Emil Schottle(GER)	9- 2-90
	126'2	38.46 Thomas McDermott(FL)	4- 9-94
77	126'0	38.40 Emil Schottle(GER)	5-26-91
	113'11	34.72 Thomas McDermott(FL)	4- 8-95

JAVELIN THROW (800g)

35	286'1	87.20 Janis Zirniss(URS)	5-14-83
	268'1	81.72 William Floerke(KS)	7-21-79
36	285'4	86.98 Peter Blank(GER)	5-24-57
	240'6	73.30 Stephen Seymour(CA)	6-22-98
37	283'2	86.32 Janis Lulis(URS)	5-30-76
	251'1	76.54 Stephen Seymour(CA)	8- 1-58
38	265'11	81.06 Urs Von Wartburg(SWI)	7-13-75
	250'8	76.40 Larry Stuart(CA)	3-28-76
39	270'5	82.42 Urs Von Wartburg(SWI)	8-21-76
	243'9	74.30 Larry Stuart(CA)	3-27-77
40	258'1	78.66 Urs Von Wartburg(SWI)	8-10-77
	250'0	76.20 Thomas Petranoff(RI)	8- 2-98
41	258'8	78.84 Jorma Markus(FIN)	7- 2-94
	252'4	76.91 Thomas Petranoff(RI)	6-12-99
42	257'6	78.48 Urs Von Wartburg(SWI)	8- 2-79
	241'6	73.62 Larry Stuart(CA)	5-24-80
43	250'4	76.30 Urs Von Wartburg(SWI)	7-12-80
	230'0	70.10 Larry Stuart(CA)	6-14-78
44	243'6	74.22 Urs Von Wartburg(SWI)	7-25-81
	228'8	69.70 Larry Stuart(CA)	7-13-82
45	232'5	70.84 Urs Von Wartburg(SWI)	7-15-82
	221'7	67.55 Michael Brown(FL)	5- 8-99
46	238'10	72.80 Larry Stuart(CA)	5-12-84
	218'0	66.46 Jan Smiding(SWE)	7- 5-79
47	207'5	63.22 Larry Stuart(CA)	7-13-85
	239'7	73.02 Larry Stuart(CA)	6-14-86
48	239'7	67.50 Larry Stuart(CA)	5-30-87
	221'5	65.76 Larry Stuart(CA)	4-30-88
49	215'9	65.30 Larry Stuart(CA)	8- 9-89
	214'3	64.50 Larry Stuart(CA)	2-21-90
52	211'7	65.16 Larry Stuart(CA)	4-13-91
	213'9	64.02 Larry Stuart(CA)	7-12-92
53	210'0	63.74 Larry Stuart(CA)	5-15-93
	209'1	63.00 Larry Stuart(CA)	3-12-94
56	206'8	65.74 Larry Stuart(CA)	4- 8-95
	215'8	62.86 Larry Stuart(CA)	6-30-96
58	206'3	61.16 Larry Stuart(CA)	5-10-97
	200'8	51.10 Del Pickarts(CA)	2-21-88
60	167'8	50.48 Del Pickarts(CA)	4-17-88
	165'7	46.74 Del Pickarts(CA)	7- 1-89
62	153'4	42.92 Joseph Phillips(GBR)	5- 2-98
63	140'10	42.80 Del Pickarts(CA)	9-23-90
	140'5	45.36 Del Pickarts(CA)	5- 5-91
64	148'10	41.18 Gordon Nordgren(LA)	6-23-84
	135'1	44.96 Del Pickarts(CA)	7- 1-93
66	147'6	41.74 Del Pickarts(CA)	4-23-94
	128'0	39.02 Gordon Nordgren(LA)	8- 1-87
69	125'6	38.26 Del Pickarts(CA)	10-13-96
	112'1	34.16 Gordon Nordgren(LA)	6-10-89
71	129'5	39.46 Del Pickarts(CA)	7-18-98
	106'0	32.30 Arthur Grayburn(NZL)	10-23-99
	103'11	31.68 Gordon Nordgren(LA)	12-28-91

40	46'11	14.30	George Frenn(CA)	6-26-82	64	37'2	11.33	Thomas McDermott(CN)	12- 4-82
41	44'0 1/4	13.42	Albert Hall(US)	6-28-76	65	40'5 3/4	12.34	Cliff Blair(MA)	8-13-95
42	39'1	11.91	Albert Hall(US)	6-26-77	66	36'1	11.00	Nolan Fowler(TN)	10-19-80
43	39'3 1/2	11.97	Matt McGrath(US)	6-12-20	67	36'10 1/2	11.24	Nolan Fowler(TN)	5- 9-81
44	37'11 1/2	11.57	Matt McGrath(US)	9-24-21	68	34'9	10.59	Nolan Fowler(TN)	5- 8-82
45	38'6	11.73	Matt McGrath(US)	9-23-22	69	37'6 3/4	11.45	Nolan Fowler(TN)	12-28-82
46	38'0	11.58	Matt McGrath(US)	9- 1-23	70	34'6 1/2	10.53	Nolan Fowler(TN)	10-20-84
47	38'11	11.61	Matt McGrath(US)	8- 2-24	71	35'1 1/4	10.70	Nolan Fowler(TN)	2-24-85
48	37'11	11.56	Matt McGrath(US)	8-29-25	72	32'9	9.98	Nolan Fowler(TN)	2-23-86
49	42'8 1/2	13.02	Bob Backus(MA)	6-28-76	73	31'10 1/2	9.71	Nolan Fowler(TN)	2-22-87
50	44'0	13.41	Bob Backus(MA)	6-26-77	74	33'2 1/2	10.12	Olav Reppen(NOR)	9-26-85
51	42'0 1/4	12.81	Bob Backus(MA)	6-24-78	75	28'11	7.66	Nolan Fowler(TN)	12- 9-87
52	43'3	13.18	Bob Backus(MA)	7-29-78	76	29'11 3/4	8.81	Nolan Fowler(TN)	9-10-89
53	38'11 1/4	11.87	Bob Backus(MA)	6-28-80	77	29'11 3/4	9.14	Erling Svennevik(NOR)	12-17-94
54	38'6	11.73	Bob Backus(MA)	6-27-81	78	26'10 1/4	7.93	Nolan Fowler(TN)	9-16-90
55	40'2	12.24	Bob Backus(MA)	6-26-82	79	23'10 1/4	7.27	Nolan Fowler(TN)	9-21-91
56	34'0 1/2	10.37	Bob Backus(MA)	5- 7-83	80	25'11 3/4	7.92	Manuel White(MT)	7- 9-94
57	34'5 3/4	10.51	Bob Backus(MA)	5- 5-84	81	21'11 1/2	7.36	Thomas McDermott(FL)	3-23-97
58	30'8 3/4	9.36	Steward Thomson(CA)	2-22-92	82	21'11 3/4	6.70	Erling Svennevik(NOR)	11-22-98
59	29'9 1/2	9.08	Bob Backus(MA)	7- 6-86	83	21'1 1/2	6.44	James York(CA)	9-18-93
60	28'9 1/2	8.77	Steward Thomson(CA)	1-22-94	84	20'4 1/2	6.21	Leon Joslin(WA)	3-28-93
61	30'3 3/4	9.24	Steward Thomson(CA)	11-19-94	85	19'7 3/4	5.99	Leon Joslin(WA)	7-24-94
62	28'9 3/4	8.78	Steward Thomson(CA)	6-10-95	86	16'3 1/4	4.96	John Fraser(AUS)	9-20-98
63	30'8	9.35	Steward Thomson(CA)	4-12-97	87	15'8 1/4	4.78	Gordon Powell(FL)	10- 3-92
64	29'10	9.09	Steward Thomson(CA)	8-16-97	88	19'2 1/2	5.85	John Fraser(AUS)	7-25-99
65	26'8 1/2	8.14	Steward Thomson(CA)	8-29-98	89	15'4 3/4	4.69	Leon Joslin(WA)	8- 4-96
66	22'7 3/4	6.90	Ray Feick(PA)	5-31-98	90	16'3 1/4	4.96	Leon Joslin(WA)	2-15-98
67	25'1	7.64	Nolan Fowler(TN)	3-14-81	91	15'11 1/2	4.86	Leon Joslin(WA)	7-24-98
68	22'4 1/4	6.81	Nolan Fowler(TN)	5- 9-82	92	16'10 3/4	5.15	Leon Joslin(WA)	4-24-99
69	25'5 1/2	7.76	Nolan Fowler(TN)	5- 7-83	93	12'7 1/2	2.49	Philip Partridge(NY)	9- 5-99
70	23'0 1/2	7.02	Nolan Fowler(TN)	2-26-84	94	10'2 1/2	3.85	Everett Hosack(OH)	9-10-95
71	23'2	7.06	Nolan Fowler(TN)	5- 4-85	95	10'3 1/4	3.11	Everett Hosack(OH)	9- 8-96
72	20'3 3/4	6.19	Nolan Fowler(TN)	2-23-86	96	8'13 3/4	3.13	Everett Hosack(OH)	3-23-97
73	19'9	6.02	Nolan Fowler(TN)	2-22-87	97	9'1 1/2	2.66	Everett Hosack(OH)	3-29-98
74	17'7	5.36	Nolan Fowler(TN)	12- 9-87			2.78	Everett Hosack(OH)	9- 5-99
75	18'1 1/4	5.52	Nolan Fowler(TN)	4-29-89					
76	18'3 1/2	5.57	Nolan Fowler(TN)	9-15-90					
77	14'10 3/4	4.54	Arnolds Ticmanis(CAN)	5- 7-83					
78	17'7 1/2	5.37	Manuel White(MT)	8-20-94					
79	13'11 3/4	4.26	Arnolds Ticmanis(CAN)	5- 4-85					
80	14'7 1/2	4.46	Arnolds Ticmanis(CAN)	5- 3-86					
81	11'11 3/4	3.65	Arnolds Ticmanis(CAN)	5- 2-87					
82	11'8 1/4	3.56	James York(CA)	6-10-95					
83	12'4 1/2	3.77	James York(CA)	9-16-95					
84	13'0 1/4	3.97	John Fraser(AUS)	9-20-98					
	10'7	3.22	James York(CA)	3-29-97					
	12'6	3.81	John Fraser(AUS)	7-25-99					
	11'0 1/4	3.36	Leon Joslin(WA)	9-31-96					
	8'7 1/2	2.97	Leon Joslin(WA)	9-18-99					
	4'4	1.32	Philip Partridge(NY)	9- 5-99					

25# WEIGHT THROW

35# WEIGHT THROW

60	57'10 1/2	17.64	Cliff Blair(US)	9-29-90
61	61'7	18.77	Cliff Blair(MA)	10- 5-91
62	61'5	18.72	Cliff Blair(MA)	10- 4-92
63	57'5 1/2	17.51	Steward Thomson(CA)	4-12-97
64	57'7 3/4	17.57	Steward Thomson(CA)	8-16-97
65	55'0	16.76	Steward Thomson(CA)	7-25-98
66	55'8 1/2	16.97	Cliff Blair(MA)	1-14-96
67	49'7 3/4	15.13	Wim Van Weenen(AUS)	5- 2-99
68	45'6	13.87	Thomas McDermott(CN)	3-24-85
69	44'5 1/2	13.55	Nolan Fowler(TN)	6-27-82
	44'11 1/2	14.30	Max Carr(NZL)	3-13-92
	44'5	13.70	Nolan Fowler(TN)	8-13-83
	46'0	13.54	Nolan Fowler(TN)	2-26-84
	41'7 1/2	14.02	Nolan Fowler(TN)	2-24-85
	41'1	12.69	Thomas McDermott(FL)	12-22-90
	37'11	12.52	Nolan Fowler(TN)	2-22-87
	38'9 1/2	11.80	Thomas McDermott(FL)	12-19-92
	37'9 1/2	11.82	Nolan Fowler(TN)	6-17-89
	36'3	11.52	Erling Svennevik(NOR)	12-17-94
	37'0 1/2	11.05	Nolan Fowler(TN)	5- 5-90
	37'3 3/4	11.29	Manuel White(MT)	8-28-93
	33'9 1/2	11.37	Manuel White(MT)	2-25-95
	27'8	10.30	Erling Svennevik(NOR)	11-22-97
	30'4 3/4	8.43	Thomas McDermott(FL)	4- 5-97
	28'11	9.26	Erling Svennevik(NOR)	11-22-98
	27'11 3/4	8.56	Thomas McDermott(FL)	3-27-98
	25'11 3/4	8.53	Leon Joslin(WA)	9-25-93
	25'11	7.92	Leon Joslin(WA)	6-26-94
	24'10 1/2	7.90	John Fraser(AUS)	9-20-98
	26'0 1/4	7.33	James York(CA)	2-16-97
	24'0 1/4	7.93	John Fraser(AUS)	7-25-99
	24'3 3/4	7.32	Leon Joslin(WA)	8- 2-96
	21'7 1/4	7.41	Leon Joslin(WA)	6- 6-97
	22'4 1/2	6.58	Leon Joslin(WA)	6-27-98
	15'6 3/4	6.82	Leon Joslin(WA)	7-17-99
	16'4	4.74	Everett Hosack(OH)	4-21-90
	13'11	4.98	Everett Hosack(OH)	1-11-92
	15'4 1/4	4.24	Everett Hosack(OH)	2-24-93
	15'10 1/2	4.68	Everett Hosack(OH)	7-24-93
	15'0 3/4	4.84	Everett Hosack(OH)	1- 8-95
	15'4	4.59	Everett Hosack(OH)	3-19-95
	12'0 1/2	4.67	Everett Hosack(OH)	3-30-96
	12'8 3/4	3.67	Everett Hosack(OH)	3-23-97
	11'11 1/2	3.88	Everett Hosack(OH)	8-16-98
		3.64	Everett Hosack(OH)	9- 5-99

EXPLANATION OF THE AGE GRADED DECATHLON SCORES

The table below (published by Rodney Charnock, former chairman of the multi-event scoring committee) is used to correct any performance to the 1993 WAVA implement and distance standards. The five year age factors are given in MASTERS AGE-GRADED TABLES. Both tables can be ordered from NATIONAL MASTERS NEWS.

SCORING EXAMPLE: in setting his age 50 World Best in 1988, Gary Miller threw the 1.6 kilogram discus instead of the 1.5 kilogram discus that WAVA specifies for his age group. His throw of 40.78 meters with the slightly heavier discus must first be corrected by using the factor 1.030 from the tables above (in the 'Actual Weight Used' column find the 1.6k that he threw and move across horizontally to 1.5 which is the weight that he should have thrown had it been available). This gives an equivalent performance of 40.78 times 1.030 or 42.00 meters. Always remember to round down down distances of throws and jumps to the next lower centimeter and round up track times to the next higher hundredth (in other words, never give a rounding advantage to the performance or score). Thus 42.00 meters is then corrected by multiplying this by the M-50 age factors of 1.0787 to obtain an age factored performance of 45.30 meters. This is then looked up in the 1985 IAAF scoring tables and found to be worth 773 points (if the exact performances is not in the table be sure to give the lower score not the closest score).

REMINDER New records must be set with current certified WAVA standard implements and distances. In addition, all USATF and WAVA requirements must be met such as both track and field certified and wind meter readings where required. They must be submitted on the proper forms to the USATF and WAVA Masters Records Chairman: Pete Mundle (address on page 2).

If you believe there are errors in the age graded decathlon list, such as incorrect implement weights, hurdle heights or distances or event marks, contact Rex Harvey (address on page 2). If you are aware of a performance that exceeds or comes close to (within 200 points) of those listed, please send the official meet results and any substantiation available relative to the implements used and distances run to Rex.



NON-STANDARD IMPLEMENT & DISTANCE CORRECTIONS

ACTUAL WEIGHT USED	8#	WAVA WEIGHT REQUIRED				ACTUAL WEIGHT USED	1.0K	WAVA WEIGHT REQUIRED			
		4K	5K	6K	16#			1.0K	1.5K	2.0K	
(take actual	4K	.960	.883	.803	.715	(take actual	1.5K	1.000	.849	.730	
distance thrown	5K	1.007	1.000	.910	.810	distance thrown	1.6K	1.218	1.030	.890	
times this	6K	1.195	1.099	1.000	.890	times this	2.0K	1.370	1.163	1.000	
factor)	16#	1.342	1.235	1.124	1.000	factor)					

HURDLES:

ACTUAL DISTANCE/HEIGHT USED	80M/30"	WAVA DISTANCE/HEIGHT REQUIRED			
		80M/30"	100M/33"	100K/36"	110M/39"
(take actual time	80M/30"	1.000	1.304		
ran times this	80M/33"	.975	1.272		
factor)	80M/36"	.950	1.240		
	80M/39"	.925	1.208		
	80M/42"	.900	1.177		
	100M/30"	.906	1.025		
	100M/33"	.883	1.000	1.025	
	100M/36"	.861	.975	1.000	1.132
	100M/39"	.838	.950	.975	1.104
	100M/42"	.815	.925	.950	1.076
	110M/30"	.712	.929		
	110M/33"	.694	.906	.929	
	110M/36"	.676	.883	.906	1.025
	110M/39"	.659	.861	.883	1.000
	110M/42"	.641	.838	.861	.975

AGE GRADED DECATHLON

(using 1994 WAVA standards and age factors based on 1985 IAAF scoring tables)

		100m	1j	sp	hj	400m	hh	dt	pv	jt	1500m		
30	8490	5JUN83	Guido Kratschmer(FRG)	10.83	7.65	15.96	2.00	48.81	14.37	47.18	4.60 62.48	4:26.91	
	8336	11DEC69	Bill Toomey(CA)	10.3	7.76	14.38	1.93	47.1	14.3	46.48	4.27 65.74	4:39.4	
31	8457	9JUN84	Guido Kratschmer(FRG)	10.63	7.15	16.67	1.98	49.07	14.15	46.48	4.80 67.52	4:45.75	
	7917	23MAR78	John Warkentin(CA)	11.1	6.80	13.93	1.95	48.9	14.4	51.14	4.28 61.70	4:29.3	
	8547	22JUN84	Yury Kuzenko(URS)	11.07	7.54	15.11	2.13	49.07	14.94	50.38	4.60 61.70	4:12.68	
	7789	20MAY79	John Warkentin(CA)	11.2	6.71	14.89	1.92	49.7	14.4	47.44	4.30 62.46	4:32.7	
33	8545	25MAY86	Guido Kratschmer(FRG)	10.82	7.76	16.62	1.93	48.75	14.09	48.42	4.60 63.82	4:32.36	
	7522	25APR71	Tom Waddell(CA)	11.4	7.33	15.07	1.96	51.7	15.8	45.62	4.20 62.96	4:49.2	
34	8031	27APR84	Fred Dixon(CA)	10.88	7.27	14.52	1.95	48.43	14.8	45.48	4.70 57.26	4:37.8	
	7951	13MAY72	Werner Vormoltke(FRG)	11.0	6.72	14.61	1.88	52.5	15.1	48.70	4.30 63.46	5: 2.5	
	7287	20JUN82	Rex Harvey(IA)	11.1	6.39	12.75	1.75	51.7	16.2	39.34	4.50 54.16	4:54.3	
	7329*	26JUL86	Mike Hill(CO)	11.4	6.93	11.81	1.85	51.5	15.0	110/39	36.18		
36	7615	21SEP80	Lennart Hedmark(SWE)	11.4	6.51	14.53	1.80	52.5	14.9	45.74	4.00 73.74	5:29.0	
	6948	20JUN83	Rex Harvey(IA)	11.3	6.32	12.85	1.78	53.9	16.5	39.69	4.42 50.97	5:13.6	
	7100*	11JUL87	Mike Hill(CO)	11.5	6.65	11.57	1.85	52.9	15.3	110/39	36.26		
37	7715	13SEP81	Lennart Hedmark(SWE)	11.85	6.76	14.50	1.81	52.16	15.02	42.44	4.20 72.20	5:17.08	
	5791	16MAR84	Dave Robinson(CA)	12.1	5.51	11.24	1.60	55.2	17.8	30.59	3.55 44.75	4:42.1	
	6337*	16JUL94	Bill Lawson(IA)	12.31	5.99	12.72	1.81	56.03	18.95	110/39	37.48		
	5880*	28JUN80	Dennis Stempel(CA)	11.8	5.97	11.24	1.70	56.3	16.5	110/39	32.18		
	7802	8AUG82	Lennart Hedmark(SWE)	11.58	6.62	14.38	1.80	52.62	15.33	42.76	4.16 50.48	6:29.5	
	6832	7JUL84	Rex Harvey(IA)	11.6	6.17	12.58	1.80	54.2	16.7	40.76	4.25 76.94	5: 9.85	
39	7624	28AUG83	Lennart Hedmark(SWE)	12.04	6.64	14.06	1.84	53.22	15.16	42.88	4.40 49.31	5: 9.0	
	6231	17MAY74	Robert Lawson(USA)	11.8	6.45	12.68	1.67	55.1	16.5	38.53	2.89 51.14	5:16.4	
	7041*	15JUL89	Mike Hill(CO)	11.6	6.27	11.85	1.82	52.6	15.3	110/39	39.02		
	6786*	5JUL85	Dave Robinson(USA)	11.86	6.26	12.36	1.65	53.39	16.04	110/39	40.30		
	6265*	20SEP97	Steve Winkel(CA)	11.86	6.06	10.17	1.68	52.27	17.84	110/39	35.90		
40	7558	17JUL97	Hubert Indrara(RSA)	12.42	6.41	12.28	1.87	55.02	15.80	36.78	4.20 49.40	5: 0.80	
	7476	26JUL86	Rex Harvey(IA)	11.5	6.00	12.08	1.75	53.4	16.5	39.92	4.57 49.50	5:22.0	
	7603*	8OCT78	Werner Schallau(FRG)	11.2	6.60	13.57	1.73	51.7	18.2	110/42	41.84		
41	7791	7JUN81	Wolfgang Linkmann(CA)	11.6	6.41	14.37	1.80	55.2	15.2	42.22	3.40 52.70	4:51.1	
	7195	6JUL96	Stan Vegar(CA)	12.67	5.83	13.01	1.85	55.48	16.89	37.98	3.90 48.56	4:53.72	
42	7551	20SEP97	Stan Vegar(CA)	12.33	6.11	13.29	1.88	55.1	16.22	37.76	4.30 47.72	4:59.68	
	44	7478	27JUL89	Rex Harvey(IA)	11.85	6.26	12.09	1.73	54.08	16.5	39.71	4.30 50.94	5:28.06
	44	6717	22JUN91	Rex Harvey(IA)	12.14	5.93	11.57	1.65	55.48	16.93	35.40	3.97 45.06	5:32.32
	45	7780	18JUL91	Rex Harvey(IA)	12.07	6.01	11.07	1.68	54.59	17.13	37.62	4.20 47.06	5:28.24
	7870*	2FEB80	Roy Williams(NZL)	11.7	6.46	11.85	1.72	55.1	16.5	110/42	43.06		
	w8070*	17JUL97	Viktor Grouzenkin(RUS)	12.51	6.54	13.24	1.90	57.10	16.66	37.40	3.50 50.30	5:19.19	
	w8015*	9SEP79	Valbjorn Thorlaksson(ICE)	11.4	5.86	11.87	1.70	54.2	15.1	110/42	35.60		
46	7266	7JUL84	Dale Lance(OK)	11.8	6.00	9.05	1.65	56.3	15.9	30.14	3.80 40.00	5:15.0	
	7870*	2FEB80	Roy Williams(NZL)	12.06	6.28	12.08	1.69	53.90	16.82	110/42	43.44		
	w7344	7OCT93	John Charlton(GBR)	11.68	6.54	10.11	1.54	54.70	16.70	30.42	3.20 43.74	5:14.86	
47	7467	17MAR85	Gary Miller(CA)	11.6	6.04	11.20	1.60	53.3	16.6	31.78	2.95 47.64	4:56.1	
48	7263	31MAY86	Gary Miller(CA)	11.9	6.05	10.22	1.65	54.4	18.0	34.56	3.10 48.64	5: 7.7	
49	7462	24JAN87	Gary Miller(CA)	12.0	5.94	10.62	1.60	54.1	17.0	32.46	3.45 49.00	4:54.3	
50	8034	29JUL99	Regis Ghesquiere(BEL)	12.75	5.63	13.20	1.71	59.85	15.58	43.69	3.20 47.65	5:17.47	
	7368	27JUL89	Thomas Blodgett(NY)	12.59	5.16	10.43	1.49	60.20	14.66	36.48	3.60 47.52	5:55.15	
	8707*	27MAY88	Gary Miller(CA)	12.0	5.96	12.87	1.65	53.6	16.9	110/36	40.78	1.6	
	7651*	3JUL83	Harvey Schellenberg(CA)	12.4	5.73	12.45	1.70	58.6	16.9	110/33	34.72	1.6	
51	8113	27JUL89	Gary Miller(CA)	12.18	5.93	11.30	1.57	56.45	15.30	40.30	3.70 45.78	5:34.69	
	52	7546	15JUL90	Gary Miller(CA)	12.2	5.63	12.15	1.55	57.9	16.4	36.44	3.30 48.12	5:40.8
	53	7583	26JAN91	Gary Miller(CA)	12.72	5.63	12.81	1.55	57.54	16.37	35.46	3.70 41.74	5:41.90
	8399*	16MAR91	Gary Miller(CA)	12.3	6.03	13.08	1.60	56.1	15.6	110/36	36.36	1.6	
	7545	18JUL91	Werner Schallau(FRG)	12.71	5.74	13.62	1.61	59.67	16.86	42.20	3.20 48.80	6:20.24	
	7426	21MAR92	Gary Miller(CA)	12.72	5.52	12.53	1.50	57.32	17.46	37.18	3.80 41.32	5:44.07	
55	9130	3JUL99	Rolf Geesse(GER)	12.41	5.66	11.59	1.61	56.21	15.10	40.80	3.62 44.14	5: 7.79	
	7730	10JUL93	Dale Lance(OK)	12.7	5.35	9.86	1.56	63.3	15.2	34.26	3.40 44.04	6:29.2	
	8450*	11JUL76	Boo Morcom(NH)	12.6	5.95	10.95	1.2	1.51	58.6	17.9	110/33	32.97	1.6
	7974*	9JUL88	Phil Mulkey(GA)	13.3	5.54	13.27	1.2	1.52	62.8	15.5	41.78	3.50 40.18	6:30.6
56	7919	17JUN89	Phil Mulkey(GA)	13.30	5.41	12.26	1.55	63.50	15.99	37.49	3.80 38.68	6:31.5	
	57	8179	13JUL95	Dale Lance(OK)	13.10	5.39	10.06	1.62	61.43	15.17	35.00	3.90 43.96	6:21.84
	58	7374	26OCT96	Dale Lance(OK)	12.4	5.58	9.78	1.54	64.6	15.9	38.30	3.04 37.38	7: 0.3
	w7372	14JUL95	Gerhard Boehm(GER)	13.71	5.56	11.71	1.65	64.15	18.25	35.96	2.60 37.08	5:41.83	
59	7550	25JUL98	Emil Pawlik(MS)	13.0	5.24	9.77	1.65	63.9	15.7	33.98	3.10 43.20	6:19.7	
60	8610	7OCT93	Phil Mulkey(GA)	13.16	5.28	13.75	1.53	65.40	15.27	46.56	3.40 41.14	6:49.78	
61	7882	16JUL94	Phil Mulkey(GA)	13.34	4.93	13.76	1.55	66.53	16.51	45.74	3.05 38.08	7:34.24	
	w8107	29JUL94	Phil Mulkey(GA)	13.54	4.88	13.26	1.55	66.94	15.23	43.48	3.15 40.80	6:57.55	
	8056*	29AUG82	Boo Morcom(NH)	13.6	5.32	12.01	1.50	62.5	18.0	110/30	38.00	1.6	
	62	8025	13JUL95	Phil Mulkey(GA)	13.68	5.43	13.49	1.55	69.04	15.87	42.42	3.40 34.52	7:17.78
	63	7180	29JUL99	Tor Trondset(JPN)	13.49	4.71	10.49	1.32	62.44	17.97	36.13	2.70 34.73	5:49.58
	6795	17JUN89	Denver Smith(OH)	14.04	4.80	10.93	1.40	72.00	16.82	37.15	2.80 32.88	6:51.4	
	7792*	22SEP84	Boo Morcom(NH)	13.7	5.10	11.89	1.42	64.3	17.9	110/30	36.62	1.6	
	7384*	17MAY74	Bud Deacon(OR)	13.6	4.78	10.35	1.4	1.37	62.3	17.9	110/30	32.24	1.6
64	6694	29JUL99	Lars Uemblom(SWE)	13.85	5.10	9.35	1.47	67.66	19.89	43.69	3.06 30.60	5:17.2	
	6144	16JUL94	Earl Ventura(KS)	13.04	4.60	10.96	1.32	69.36	18.57	39.28	3.10 30.83	6:36.30	
	7958*	3DEC85	Boo Morcom(NH)	14.0	5.12	12.02	1.41	67.7	18.4	110/30	41.10	1.6	
65	7667	27JUL89	Pekka Penttila(FIN)	13.91	4.49	10.48	1.33	64.50	19.54	29.46	2.70 36.26	5:45.83	
	6993	16JUL94	Gordon Siefert(AL)	13.80	3.74	8.76	1.44	63.78	20.54	27.90	2.70 24.90	5:48.71	
	8186*	AUG86	Boo Morcom(NH)	14.1	5.04	11.94	1.43	67.0	18.4	38.32	3.35 30.12	6:15.6	
66	7215	20SEP97	Darold Skarvstedt(WA)	14.09	4.84	11.47	1.44	79.18	19.39	38.98	2.60 37.16	8:11.98	
	8226*	11JUL99	Boo Morcom(NH)	14.2	5.17	11.28	1.47	65.4	18.5	100/30	32.72	1.6	
	7490*	20JUN81	Earl Ventura(KS)	14.9	4.87	10.97	1.4	4.45	72.6	20.4	110/33	35.86	1.6
	7238*	14JUL95	Gordon Siefert(AL)	13.91	4.11	9.26	1.48	64.80	20.07	29.66	2.50 29.30	5:55.99	
67	7393	11SEP93	Denver Smith(OH)	14.53	4.62	9.22	1.39	69.5	17.83	39.02			

AGE GRADED HEPTATHLON

(using 1994 WAVA standards and age factors based on 1985 IAAF scoring tables)

age	score	date	name(residence)	hurdle	h1	sp	200	lj	jt	800m
35	7241	26SEP87	Jane Frederick(CA)	13.60	1.82	15.50	24.73	6.29	49.70	2:14.88
36	7187	17JUL98	Jackie Joyner-Kersey(US)	13.29	1.75	15.59	24.47	6.73	43.33	2:17.61
37	5463	07OCT93	Conceicao Geremias(BRA)	14.69	1.55	11.03	28.00	5.67	35.36	2:25.22
38	5311	13JUL95	Conceicao Geremias(BRA)	16.01	1.64	13.02	27.11	5.47	33.84	2:41.15
	2021	6JUL96	Karen Vaughn(CA)	22.44	1.27	9.13	34.66	3.08	22.00	3:52.20
39	5187	22AUG98	Jenny Brown(GBR)	16.23	1.63	10.09	27.39	5.43	32.40	2:26.75
	3220	07OCT93	Irene Thompson(NY)	19.54	1.25	6.34	29.85	4.88	20.02	2:49.29
40	5747	29JUL99	Jenny Brown(GBR)	12.97	1.63	9.84	27.60	5.16	32.76	2:26.36
	3993	10DEC94	Irene Thompson(US)	15.3	1.30	8.68	27.5	4.00	21.76	2:43.5
41	5470	27JUL89	Margaritha Daehler(SUI)	12.76	1.53	9.73	26.79	5.22	27.93	2:36.79
	2619	3JUL99	Karen Vaughn(CA)	17.70	1.34	8.83	35.65	3.29	25.14	3:51.41
	p4924	13JUL95	Irene Thompson(US)	15.26	1.45	8.55	26.87	5.16	30.20	2:39.50
42	5417	17JUN89	Phil Raschker(GA)	12.38	1.60	7.41	25.5	5.12	23.77	2:37.0
43	4775	18JUL91	Margaritha Daehler(SUI)	13.26	1.38	9.61	28.36	4.34	28.92	2:37.24
	3493	18JUL91	Skipper Clark(NY)	16.59	1.35	7.32	30.04	4.26	20.90	3: 4.58
	p5252	17JUL97	Tatiana Potapova(RUS)	12.97	1.43	10.28	26.75	4.94	27.72	2:35.93
44	5039	18JUL91	Mia Dudink(HOL)	14.10	1.53	10.07	29.24	4.45	36.44	2:38.09
45	5766	29JUL99	Anne Jensen(DEN)	13.66	1.42	11.01	28.86	4.60	35.87	2:45.09
	5106	29JUL99	Irene Thompson(US)	14.38	1.36	7.78	27.66	4.74	23.30	2:43.63
46	5557	07OCT93	Phil Raschker(GA)	12.39	1.50	7.18	27.65	5.15	19.22	2:47.89
	w6110	10JUL93	Phil Raschker(GA)	12.2	1.60	7.49	26.3	5.15	24.28	2:36.8
47	5311	27JUL89	Edith Graff(BEL)	14.09	1.49	8.03	28.91	4.92	21.00	2:39.59
	2778	27JUL89	Barbara Stewart(NY)	17.44	1.08	6.94	31.18	3.53	12.18	3:40.24
	p5410	13JUL95	Margaritha Daehler(SWI)	13.72	1.42	10.30	28.93	4.73	26.94	2:51.53
	p3954	13JUL95	Skip Clark(US)	16.89	1.27	7.68	31.31	4.31	25.88	3:17.63
	w6092	29JUL94	Phil Raschker(GA)	12.47	1.53	7.68	25.56	5.21	21.98	2:33.0
48	5723	27JUL89	Frieder Kummerle-Valk(WG)	13.12	1.45	9.84	27.83	4.82	27.66	2:44.26
	5205	17JUN95	Phil Raschker(GA)	13.66	1.49	7.50	30.32	4.70	25.88	2:46.06
	w5997	13JUL95	Phil Raschker(GA)	12.49	1.54	8.09	26.38	5.27	22.72	2:42.27
49	4853	29JUL99	Jean Fail(GBR)	13.36	1.30	6.67	28.71	4.71	23.84	2:56.79
	p5181	17JUL97	Margaritha Daehler(SWI)	13.82	1.38	9.63	28.41	4.66	20.26	2:44.65
	p2911	17JUL97	Skip Clark(US)	18.05	1.32	7.63	32.50	3.33	18.98	0: 0.
50	5768	18JUL91	Frieder Kummerle-Valk(WG)	13.47	1.39	10.87	29.01	4.16	30.50	2:54.36
	p6103	17JUL97	Phil Raschker(GA)	12.87	1.47	9.08	27.17	4.78	26.70	2:57.33
51	5195	18JUL91	Hella Kuppe(NMB)	14.34	1.36	7.88	30.46	4.52	25.08	2:58.19
	3542	17JUN95	Marlene Sachs(US)	16.18	1.25	8.53	36.01	3.74	0.00	3: 1.46
	p5876	29JUL99	Margaritha Daehler(SWI)	13.80	1.36	11.85	29.63	4.74	29.68	2:57.65
	p4776	13JUL95	Marlene Sachs(US)	15.93	1.34	8.70	32.73	4.10	27.10	2:55.21
	w5225	29JUL99	Grete Rivenes(NOR)	13.80	1.33	10.20	29.83	4.40	19.90	3: 1.80
52	6469	3JUL99	Phil Raschker(GA)	12.80	1.49	9.62	26.51	5.04	26.90	2:48.49
53	4715	08JUL88	Christel Miller(CA)	15.0	1.27	8.53	29.9	3.75	30.78	3:13.2
	p5094	13JUL95	Elise Wale(NOR)	15.30	1.31	9.33	31.74	4.33	29.42	2:53.79
	p4836	13JUL95	Erika Staehler(GER)	15.29	1.37	9.53	31.90	4.54	21.56	3:16.70
54	4736	27JUL89	Christel Miller(CA)	15.01	1.28	9.00	30.57	3.72	31.60	3:18.82
	p5592	13JUL95	Friener Kummerle-Valk(GER)	13.92	1.37	9.84	29.30	4.56	29.46	3: 3.70
55	4300	22AUG98	Jackie Charles(GBR)	16.88	1.14	7.28	33.09	3.92	19.53	3:29.03
	2741	20SEP97	Ann Carter(GA)	18.64	1.04	5.63	36.75	3.04	12.96	4:11.11
	p5349	17JUL97	Erika Staehler(GER)	15.47	1.38	9.39	31.24	3.96	20.42	3:17.49
	p5281	13JUL95	Hella Kuppe(NMB)	15.06	1.40	8.17	33.90	4.33	23.30	3:30.80
	p5189	13JUL95	Erika Sauer(GER)	15.57	1.16	9.07	32.90	4.15	24.24	3: 0.63
56	6298	18JUL91	Conrie Roovers(HOL)	13.34	1.30	10.30	29.13	3.94	30.12	2:50.15
	4758	18JUL91	Christel Miller(CA)	16.54	1.24	8.52	32.34	3.54	29.18	3:36.74
57	4998	17JUL97	Erika Sauer(GER)	16.23	1.11	9.24	32.71	4.20	23.82	3: 7.13
	p5388	13JUL95	Evaun Williams(GBR)	15.56	1.19	11.74	32.36	3.77	36.76	3:42.12
58	4484	07OCT93	Hella Werner(WG)	15.55	1.14	8.64	35.46	3.70	25.36	3:34.40
	4224	07OCT93	Christel Miller(CA)	16.73	1.14	7.95	35.12	3.26	30.60	3:43.27
	p4743	13JUL95	Aida Menezes(BRA)	15.98	1.25	8.58	32.97	3.74	20.96	3:22.31
	p4519	29JUL99	Friener Kummerle-Valk(GER)	15.30	1.33	9.57	32.45	3.69	20.10	0: 0.
	p4514	17JUL97	Renate Schaden(AUT)	17.18	1.11	8.47	33.28	3.98	22.32	3:19.46
59	5034	13JUL95	Hella Werner(GER)	14.98	1.22	9.43	33.64	3.76	24.44	3:15.63
60	5882	18JUL91	Bety Vosburgh(GA)	16.63	1.15	7.88	31.16	4.10	25.24	2:58.32
61	5542	07OCT93	Asta Larsson(SWE)	14.68	1.17	8.04	33.17	3.94	23.16	3:34.43
	2539	6JUL96	Christel Miller(CA)	14.68	1.23	7.69	0.00	27.14	0: 0.	
62	5211	07OCT93	Christa Kreuzwieser(WG)	17.58	1.20	8.34	34.00	4.11	20.86	3:35.60
	p5904	29JUL99	Jean Hulls(GBR)	15.0	1.27	7.46	31.29	3.65	20.82	2:53.31
63	3992	26OCT96	Betty Steedman(GBR)	17.5	1.08	5.90	33.7	3.18	12.32	3:36.4
	p5240	13JUL95	Asta Larsson(SWE)	15.75	1.13	8.20	33.33	4.01	21.62	3:43.84
64	4404	27JUL89	Kirsten Hveem(NOR)	17.41	1.17	7.00	35.09	3.62	15.24	3:51.38
	p5605	29JUL99	Leili Kaas(EST)	15.6	1.24	9.25	32.92	3.77	17.99	3:11.44
	p5332	29JUL99	Hella Werner(GER)	15.2	1.21	8.60	34.90	3.32	25.34	3:26.05
65	5469	17JUL97	Asta Larsson(SWE)	17.21	1.17	7.59	34.13	3.70	17.58	3:55.2
	4192	07OCT93	Leonore McDaniels(VA)	20.47	1.14	5.95	39.15	3.65	11.68	4:10.13
	w4996	10JUL93	Leonore McDaniels(VA)	19.3	1.23	6.34	35.4	3.72	14.30	3:50.4
66	4685	27JUL89	Gwen Davidson(AUS)	20.09	1.20	6.95	33.12	3.10	14.70	4:12.65
	p4988	29JUL99	Gerd Mjelde(NOR)	18.1	1.08	7.39	36.31	3.47	14.73	3:28.81
67	5275	16MAR96	Shirley Peterson(NZL)	17.39	1.10	6.49	32.66	4.10	13.86	4: 4.35
	p5389	29JUL99	Asta Larsson(SWE)	15.8	1.08	7.31	34.29	3.54	17.35	3:43.40
	p4230	13JUL95	Lenore McDaniels(VA)	21.45	1.19	6.72	37.61	3.57	9.16	4:12.18

68	3954	07OCT93	Johnnye Valien(CA)	20.26	0.99	5.84	38.67	3.21	10.50	3:34.97
69	4164	17JUL97	Isabel Hofmeyr(RSA)	19.36	1.09	6.17	35.70	2.56	12.80	3:46.1
	p3437	13JUL95	Johnnye Valien(TX)	21.05	1.01	5.84	41.93	2.88	13.56	4:13.52
70	5124	25JUL98	Lenore McDaniels(VA)	21.4	1.20	6.80	37.8	3.38	12.68	4:14.6
71	4683	17JUL97	Johnnye Valien(TX)	21.48	1.05	6.41	39.49	3.27	14.72	4:19.6
	p5186	29JUL99	Isabel Hofmeyr(RSA)	19.6	1.05	5.81	35.65	2.99	15.49	3:38.37
73	3287	17JUL97	Idia Mardones(CHL)	21.0	0.97	6.82	45.62	2.67	15.10	4:31.1
74	p3831	29JUL99	Johnnye Valien(TX)	21.0	0.99	6.33	40.55	2.93	12.44	0: 0.
75	p3039	29JUL99	Idia Mardones(CHL)	21.0	0.93	6.50	48.40	2.33	13.44	0: 0.



JERRY WOJCIK

Athletes who have participated in all 13 WAVA Championships were recognized at the opening ceremony at the 13th Championships, Gateshead, England. Front row, l to r: Jack Stevens, 82, Australia; Jim O'Neil, 74, USA; Isobel Cunningham, 85, Canada; Ruth Anderson, 70, USA, Back Row, l to r: Hans Potsch, 66, Australia; Bob Fine 68, USA; Don Farquharson, 74, Canada; John Dunsford, 66, Great Britain; Willie Dunne, 65, Ireland; Reg Austin, 62, Australia; Roland Johannsson, 71, Sweden; Norbert Barth, 79, Germany, Missing from photo are Hari Chandra 65, Singapore and Bob Mimm, 74 USA.

AGE GRADED MEN'S PENTATHLON

(using 1994 WAVA standards and age factors based on 1985 IAAF scoring tables)

	age	score	date	name(residence)	hurdle	h1	sp	200m	lj	jt	800m
35	4009	17APR83	Silviu Hodos(FRA)	6.59	63.18	23.6	46.54	4:25.5			
	3620	30AUG86	Mike Hill(CO)	6.58	53.54	23.5	38.78	4:37.5			
36	3775	6OCT74	Werner Schallau(WG)	6.74	59.42	23.4	45.02	4:56.6			
	3580	20JUN87	Mike Hill(CO)	6.37	55.40	24.23	38.14	4:31.1			
37	3581	12OCT75	Werner Schallau(WG)	6.64	60.82	24.2	41.02	5: 3.0			
	3042	21AUG83	Rex Harvey(IA)	5.99	46.48	24.6	39.00	5:16.2			
38	3540	19JUL77	Werner Schallau(WG)	6.33	60.38	23.7	41.18	5: 4.2			
	3088	15AUG96	Stephen Winkel(TN)	5.96	47.56	24.41	31.84	4:51.46			
39	3679	16OCT77	Werner Schallau(WG)	6.93	52.46	23.4	41.76	4:50.5			
	3577	20JUN87	Frank Reilly(CA)	5.94	55.94	24.84	48.18	4:41.1			
40	4085	24SEP78	Werner Schallau(WG)	6.74	59.20	23.0	43.76	5: 5.7			
	3509	30JUL98	Michael Janusey(PA)	5.85	56.51	24.41	34.90	5: 5.86			
	w3652	13JUL86	Rex Harvey(IA)	6.22	48.98	23.3	42.36	5:14.7			
41	3910	30JUL79	Werner Schallau(WG)	6.50	57.42	23.47	40.72	5: 4.6			
	3467	20JUL89	Frank Reilly(CA)	5.34	48.26	25.11	48.74	5: 3.7			
42	3917	26OCT80	Werner Schallau(WG)	6.47	57.30	23.4	40.22	4:56.9			
	3445	12AUG77	Philip Conley(CA)	6.08	64.68	25.8	32.80	5:22.0			
43	3722	17JUL82	Werner Schallau(WG)	6.23	56.40	24.0	41.92	5:13.0			
	3542	16AUG81	Gary Miller(CA)	6.10	46.44	23.0	31.40	4:47.5			
44	3579	3OCT82	Werner Schallau(WG)	5.99	59.72	23.9	40.24	5:34.8			
	3447	19JUN82	Gary Miller(CA)	5.88	48.90	23.8					

45	4066	30SEP83	Werner Schallau(WG)	6.25	52.70	24.16	39.52	5:10.78	36	4376	31JUL79	Christa Voss(GER)	14.62	1.70	13.38	5.61	2:30.0
	4038	30SEP83	Gary Miller(CA)	6.01	48.96	23.47	35.10	4:45.17	37	3617	26JUN85	Nadine De Gheus(BEL)	16.4	1.55	10.28	4.98	2:22.4
46	3983	10JAN81	Roy Williams(NZ)	6.46	46.84	24.37	43.12	5:27.29		1266	11AUG94	Karen Vaughn(CA)	22.63	1.08	7.98	3.54	3:36.69
	3788	4MAY84	Gary Miller(CA)	6.08	48.46	24.4	33.70	5: 5.4	38	2965	31JUL79	Maria-Leena Kangas(FIN)	18.00	1.50	9.63	4.41	2:39.5
47	3786	13APR85	Gary Miller(CA)	5.88	47.50	24.3	33.40	4:53.1		2670	13AUG92	Irene Thompson(NY)	18.86	1.36	7.91	4.99	2:48.37
48	3756	2MAY86	Gary Miller(CA)	6.01	47.82	24.10	32.40	5: 8.7	39	3387	18JUL82	Pat McNab(GBR)	15.2	1.56	9.50	5.13	2:55.1
	w3783	13JUL86	Gary Miller(CA)	6.07	48.82	23.9	32.80	5:11.5	40	3705	3DEC87	Christine Turner(NZL)	13.64	1.46	8.68	4.84	2:24.97
49	3758	20JUN87	Gary Miller(CA)	6.15	46.26	24.32	33.28	5:10.4		1878	7AUG97	Karen Vaughn(CA)	17.03	1.31	9.27	2.86	3:33.94
50	4283	26JUN88	Gary Miller(CA)	6.13	51.70	24.50	38.90	5:18.80	41	3745	28SEP83	Edith Graff(BEL)	13.16	1.44	9.70	5.07	2:37.45
51	3985	1JUL89	Gary Miller(CA)	5.80	47.32	25.3	31.00	5:28.2		2753	11AUG94	Tina Stang((CA)	15.30	1.23	6.70	4.51	2:39.81
52	3860	29SEP83	Helmut Fackler(WG)	5.67	44.70	25.32	35.14	5:12.94	42	3495	3DEC87	Lynn Larsen(AUS)	13.86	1.43	9.89	5.04	2:49.68
	3669	2AUG90	Gary Miller(CA)	5.59	45.00	25.4	35.44	5:41.34		2512	7AUG97	Kimmie Allegre(OR)	14.98	1.19	9.60	4.21	3:12.51
53	3560	30JUL79	Vaclav Bartl(SWE)	5.66	31.56	26.21	34.48	5: 0.3	43	4015	3DEC87	Jan Hynes(AUS)	12.88	1.43	9.46	3.33	2:24.42
	3304	21AUG96	Allen Phillips(US)	5.30	44.50	27.54	28.98	5:36.13		1607*	26AUG99	Liz Johnson(NC)	18.43	1.22	6.17	3.16	3:14.02
	w3773	24AUG84	Helmut Fackler(WG)	5.65	45.64	25.6	34.02	5:18.9	44	3424	28JUL86	Edith Graff(BEL)	14.21	1.46	8.67	4.96	2:44.44
54	3669	27JUN85	Helmut Fackler(WG)	5.37	43.02	25.7	35.30	5:15.5		1856	4JUL91	Phil Raschker(GA)	13.36	1.36	7.36	4.99	0: 0.
	3159	0SEP79	Bob Roemer(CA)	5.11	38.08	26.2	24.86	5:26.6	45	3953	28JUL86	Friderun Kummerle-Valk(GER)	13.46	1.47	8.74	4.49	2:41.67
55	3877	1AUG86	Gerd Drawniak(WG)	5.07	48.88	27.39	40.84	6:14.61		3780	13AUG92	Phil Raschker(GA)	13.2	1.39	7.14	4.97	2:51.08
	3779	2APR77	Boo Morcom(NH)	5.88	31.80	26.7	31.58	5:29.0	46	4592	11AUG93	Phil Raschker(GA)	12.32	1.60	7.65	5.35	2:40.48
56	4104	12AUG77	Boo Morcom(NH)	5.40	36.42	25.6	36.80	5: 0.2	47	4159	18JUL82	Corrie Roovers(HOL)	12.5	1.44	10.46	4.77	2:50.2
57	3967	29SEP83	Matti Jarvinen(FIN)	5.46	38.46	25.50	40.46	6: 1.10		3043	19JUN82	Christel Miller(CA)	13.6	1.25	7.43	3.95	3: 4.1
	3675	15AUG96	Emil Pawlik(MS)	4.94	43.58	26.08	33.18	6: 4.11	48	4303	28SEP83	Corrie Roovers(HOL)	12.44	1.44	9.86	4.90	2:41.70
58	3768	25JUN85	Rudy Hochreiter(AUS)	4.70	41.80	26.2	34.78	5:24.0		2954	13AUG92	Marlene Sachs(VT)	15.5	1.27	7.80	4.00	2:54.66
	3464	21AUG96	Dusty Miller(US)	5.07	39.30	27.59	36.02	6:25.50	49	4144	22JUN85	Corrie Roovers(HOL)	12.7	1.40	9.86	4.89	2:43.1
59	3546	30JUL98	Emil Pawlik(US)	4.99	41.70	27.31	34.95	6:12.78		2874	11AUG93	Marlene Sachs(VT)	15.89	1.27	8.18	3.75	2:55.50
60	4137	11SEP82	Walter Schreiber(WG)	4.95	49.14	26.44	33.82	5:41.45	50	3535	11AUG94	Marlene Sachs(VT)	15.45	1.32	8.82	3.90	2:50.64
	3888	12AUG77	Bill Morales(CA)	4.82	48.38	28.1	37.86	6: 6.4	51	4075	28JUL86	Corrie Roovers(HOL)	14.1	1.40	11.12	4.27	2:56.09
61	4091	3DEC87	Rudy Hochreiter(AUS)	4.91	40.54	27.14	39.36	5:21.58		3524	2AUG90	Becky Sisley(OR)	16.10	1.26	8.02	3.03	3:13.31
	4025	8MAY81	John Alexander(TX)	5.20	35.86	26.1	38.37	5:40.4	52	4544	26AUG99	Phil Raschker(GA)	13.15	1.49	10.01	4.92	2:59.42
62	4135	29SEP83	Walter Schreiber(WG)	4.94	47.00	26.47	35.72	5:39.14	53	3670	22JUN85	Daphne Pirie(AUS)	15.2	1.40	7.81	4.20	2:52.8
	3680	30JUL79	Bill Morales(CA)	4.79	48.14	29.09	31.10	6: 2.8	54	3298	3DEC87	Colleen Mills(NZL)	16.23	1.30	7.95	4.16	3: 3.33
63	3681	20JUL89	Matti Jarvinen(FIN)	4.89	37.26	27.72	42.48	6:32.6	55	3700	2AUG90	Christe. Miller(CA)	15.45	1.29	9.43	3.81	3:26.26
	3263	1SEP84	Frank Bowles(CO)	4.40	42.34	29.2	32.06	6:33.0	56	3645	3DEC87	Asta Larsson(SWE)	15.59	1.16	8.53	4.03	3: 9.37
64	3680	23JUN85	Gudmund Skrivervik(NOR)	4.98	37.08	28.6	35.60	5:46.8		1718	30JUL98	Ann Carter(GA)	19.10	1.04	5.50	2.95	0: 0.
	3461	31AUG85	Boo Morcom(NH)	5.15	32.84	28.4	32.48	6:12.3	57	3260	13AUG92	Christel Miller(CA)	16.13	1.27	8.88	3.72	3:08.56
65	4275	31JUL86	Gudmund Skrivervik(NOR)	5.11	42.06	29.49	35.76	5:53.36	58	3338	28SEP83	Kirsten Hveem(NOR)	15.60	1.26	6.72	3.90	3:36.04
	4065	4MAY86	Boo Morcom(NH)	5.16	32.06	28.90	34.30	5:47.6	59	3426	24AUG84	Kirsten Hveem(NOR)	15.8	1.23	7.25	4.07	3:27.3
	w4243	13JUL86	Boo Morcom(NH)	5.38	33.30	28.4	37.28	5:55.9	60	3909	22JUN85	Kirsten Hveem(NOR)	16.2	1.25	7.18	3.96	3:31.9
66	4163	20JUN87	Boo Morcom(NH)	5.24	32.60	28.91	36.66	5:49.4	61	3776	28JUL86	Kirsten Hveem(NOR)	15.6	1.22	6.46	3.64	3:22.88
67	3715	0SEP81	Ian Hume(CAN)	4.85	42.36	29.60	33.40	7:25.89	62	4021	3DEC87	Kirsten Hveem(NOR)	15.80	1.24	7.82	3.92	3:31.04
	3558	5MAY85	Charles Johannsmeyer(NC)	4.70	35.34	32.2	36.34	6:33.16	63	3170	7MAY99	Edith Gray(CAN)	17.9	1.25	6.98	3.57	4:21.2
68	3695	4AUG85	Adolf Koch(WG)	4.48	34.46	30.3	37.50	6:13.8		694	11JAN81	Dot Gallan(HI)	0.75	1.45	4.93	1.84	0: 0.
	3329	4JUL80	Claude Hills(PA)	4.62	30.84	29.2	31.92	6:42.2	64	2872	30JUL79	Annechen Reile(GER)	20.51	1.14	8.12	2.56	3:23.8
69	3742	28SEP86	Adolf Koch(WG)	4.55	36.98	30.5	38.00	6:23.7		p 2732	30JUL98	Vlo Meiler(NH)	20.04	1.13	6.87	3.30	4: 4.13
	3273	2AUG90	Boo Morcom(NH)	4.45	23.66	31.2	32.34	6: 0.54	65	3663	11AUG93	Leonore McDaniels(VA)	19.52	1.27	5.18	3.72	4: 2.74
70	4289	3DEC87	Adolf Koch(WG)	4.73	37.96	31.65	38.68	6:35.79	66	3094	18JUL82	Annechen Reile(GER)	20.9	1.08	7.83	2.52	3:37.8
	3843	14JUL91	Boo Morcom(NH)	4.76	25.45	30.72	32.84	6:35.99	67	2607	13AUG92	Johnnie Valien(CA)	23.63	1.03	6.07	3.08	4: 6.64
71	4092	13SEP92	Walter Schreiber(WG)	4.38	37.12	29.49	32.26	6:35.36	68	3084	28SEP83	Rosaline Sole(NZL)	19.37	1.01	6.22	3.17	3:54.55
	3601	28SEP83	Claude Hills(PA)	4.35	32.30	30.50	25.42	6:49.95	69	3196	11AUG94	Johnnie Valien(CA)	20.74	1.05	6.40	3.16	3:55.08
72	3757	22JUN85	Gilberto Gonzalez(PUR)	4.39	29.42	29.5	34.10	7: 9.3	70	2324	14AUG96	Johnnie Valien(CA)	23.54	1.02	6.75	3.12	4: 5.50
	3153	7MAY99	William Dapriano(GA)	3.79	27.92	31.1	27.59	8:27.6	71	3345	3DEC87	Rosaline Sole(NZL)	27.67	0.86	5.25	2.99	4:23.74
73	3190	30AUG85	Claude Hills(PA)	4.22	25.96	31.94	30.32	7:45.3	74	3465	26AUG99	Johnnie Valien(CA)	21.13	0.99	7.96	3.04	4:25.35
	w3657	13JUL86	Gilberto Gonzalez(PUR)	4.54	28.94	28.6	33.94	8: 9.1	75	1790	11JAN81	Irja Sarnama(FIN)	33.66	0.00	6.28	2.36	4:37.66
74	3447	3DEC87	Robert Reckwardt(WG)	4.42	28.36	31.42	32.36	7:41.84									
	3155	7AUG97	Bill Carter(OK)	3.49	28.68	32.57	33.00	7:10.0									
75	3935	21SEP92	Adolf Koch(WG)	3.94	33.72	32.88	34.00	7:34.97									
	3348	20JUL89	Milo Lightfoot(OH)	3.63	27.14	33.62	25.36	7:14.9									
76	3620	15SEP93	Adolf Koch(WG)	4.13	31.68	34.53	31.76	8:19.50									
	3296	4MAY90	Milo Lightfoot(OH)	3.75	26.00	33.25	23.06	7:18.91									
	w3343	26JUN88	Claude Hills(PA)	3.83	25.64	33.57	27.74	7:46.56									
77	3505	31JUL86	Walter Straubel(WG)	3.93	28.19	34.11	23.44	6:53.26									
	3274	22JUN85	Ken Carnine(CA)	2.91	31.26	33.6	30.06	7:30.4									
78	2749	11JAN81	Herbert Anderson(CO)	2.81	23.78	33.81	19.76	7:14.01									
79	2853	16AUG81	Herbert Anderson(CO)	3.20	23.80	35.0	21.48	7:14.2									
80	2820	3DEC87	Karsten Brodersen(CHL)	3.59	23.50	41.42	34.06	0: 0.									
	2764	4SEP82	Herbert Anderson(CO)	3.12	26.66	34.6	22.60	0: 0.									
	p3231	16JUL88	Ken Carnine(CA)	2.19	25.72	35.5	26.60	8: 2.9									
81	3143	30JUL98	Dan Bulkley(OR)	3.17	18.94	35.66	23.08	7:35.21									
82	2837	26AUG99	Dan Bulkley(OR)	3.13	17.45	36.33	19.16	7:49.89									
83	2085	31AUG85	Herbert Anderson(CO)	2.54	23.28	38.7	19.82	0: 0.									
84	1754	4MAY86	A. E. Pitcher(IN)	2.53	16.56	38.70	16.54	0: 0.									
85	2473	18JUN93	Ken Carnine(CA)	2.51	21.94	44.52	24.92	0: 0.									
88	1438	2AUG90	Herbert Anderson(CO)	1.92	16.26	47.8	14.36	0: 0.									
89	1096	4JUL91	A. E. Pitcher(IN)	1.76	12.46	49.95	12.47	0: 0.									
90	2118	7MAY99	Karl Treil(CAN)	2.30	14.22	52.2	16.63	0: 0.									

AGE GRADED MEN'S WEIGHT PENTATHLON

(using 1994 WAVA standards and age factors based on 1985 IAAF scoring tables)

				ht	sp	dt	jt	wt
35	2835	1JUN96	Mike Valenti(FL)	32.98	14.53	42.28	28.48	

Women's Track & Field

100 YARDS


(when better than the 100m times)

35	10.8	Maeva Kyle(EIR)	9-26-64	63	13.93	Irene Obera(CA)	7-20-97
36	11.5	Phil Raschker(GA)	6-11-83	64	14.91	Paula Schneiderhan(GER)	7-29-86
37	10.9	Maeva Kyle(EIR)	8- 6-66		15.52	Audrey Lary(MD)	5- 8-99
	11.1	Phil Raschker(GA)	5-12-84		15.6	Josephine Kolda(CA)	5-22-82
38	12.3	Almeta Parish(CA)	5-17-75	65	14.29	Paula Schneiderhan(GER)	7-31-99
41	11.4	Irene Obera(CA)	7- 7-75	66	14.82	Patricia Peterson(NY)	7-24-92
42	11.4	Irene Obera(CA)	5-15-76	67	15.11	Paula Schneiderhan(GER)	7-30-89
43	12.6	Irene Obera(CA)	5-14-77		16.1	Polly Clarke(CO)	5- 6-78
45	11.7	Irene Obera(CA)	4-28-79	68	15.75	Paula Schneiderhan(GER)	8-17-90
47	11.9	Wendy Marie Ey(AUS)	1-10-86		16.4	Polly Clarke(CO)	5-26-79
48	12.30	Wilma Perkins(AUS)	6-11-98	69	15.27h	Paula Schneiderhan(GER)	7-20-91
50	12.47	Wendy Marie Ey(AUS)	2- 8-89		16.53h	Mary Bowermaster(OH)	6-27-87
51	12.5	Irene Obera(CA)	5- 4-85	70	15.72	Ann Cooper(AUS)	7-31-99
67	15.2	Polly Clarke(CO)	5-21-78		16.2	Polly Clarke(CO)	4-17-91
69	16.1	Polly Clarke(CO)	9-18-79	71	15.42	Paula Schneiderhan(GER)	10-15-93
71	16.2	Mary Bowermaster(OH)	10-25-88		16.49	Patricia Peterson(NY)	7-20-97
74	15.2	Polly Clarke(CO)	9- 7-84	72	15.33	Paula Schneiderhan(GER)	9-25-94
					16.15	Patricia Peterson(NY)	8-11-98
				73	15.99	Paula Schneiderhan(GER)	7-16-95
					16.2	Polly Clarke(CO)	9-17-83
				74	15.54	Paula Schneiderhan(GER)	8-17-96
					16.55	Polly Clarke(CO)	9- 2-84
				75	15.91	Paula Schneiderhan(GER)	9- 6-97
					16.87	Polly Clarke(CO)	8-31-85
				76	16.04	Paula Schneiderhan(GER)	8- 1-98
					17.20	Polly Clarke(CO)	7-18-86
				77	16.51	Paula Schneiderhan(GER)	7-31-99
					17.07	Polly Clarke(CO)	6-25-88
				78	17.6	Polly Clarke(CO)	8-12-88
				79	19.06	Polly Clarke(CO)	7-30-89
				80	19.08	Irja Sarnama(FIN)	6-23-85
				81	20.44	Mary Bowermaster(OH)	7-25-98
					21.93	Ruth Frith(AUS)	11- 3-90
				82	19.32	Velma Jacobs(CO)	8- 5-97
				83	21.71	Polly Clarke(CO)	8-14-92
					26.0	Isobel Cunningham(CAN)	7-20-97
				84	20.67	Anna Ward(MO)	5-30-88
					25.77	Ruth Frith(AUS)	10-15-93
				85	21.26	Anna Ward(MO)	6-21-89
					43.98	Nora Wedemo(SWE)	9-13-88
				86	21.98	Marilla Salisbury(CA)	8-12-93
					31.7	Nora Wedemo(SWE)	7-31-99
				87	48.40	Mary Ames(CA)	5- 7-89
				88	37.2	Sarah Packham(GBR)	11- 3-90
				90	31.53	Marion Higgins(CA)	8- 8-81
				94	79.6	Zora Lux(WA)	6-10-95
						Marie Norbury(FL)	11-23-97

100 METERS

35	10.85h	Marlene Ottey(JAM)	8- 7-95	75	15.91	Paula Schneiderhan(GER)	9- 6-97	
	11.07	Evelyn Ashford(US)	5-28-92		16.87	Polly Clarke(CO)	8-31-85	
36	10.74	Marlene Ottey(JAM)	9- 7-96	76	16.04	Paula Schneiderhan(GER)	8- 1-98	
	11.57	Evelyn Ashford(US)	6-25-93		17.20	Polly Clarke(CO)	7-18-86	
37	10.83	Marlene Ottey(JAM)	8-22-97	77	16.51	Paula Schneiderhan(GER)	7-31-99	
	12.00	Phil Raschker(GA)	7- 8-84		17.07	Polly Clarke(CO)	6-25-88	
38	11.05	+0.1	Marlene Ottey(JAM)	78	17.6	Polly Clarke(CO)	8-12-88	
	12.5	Phil Raschker(GA)	6- 8-85	79	19.06	Polly Clarke(CO)	7-30-89	
39	10.99	+0.3	Marlene Ottey(JAM)	8- 7-99	80	19.08	Irja Sarnama(FIN)	6-23-85
	12.22	Phil Raschker(GA)	10-10-86	81	20.44	Mary Bowermaster(OH)	7-25-98	
40	11.85	-1.1	Zdenka Musinska(CZE)	5-24-97	82	21.93	Ruth Frith(AUS)	11- 3-90
	12.3	Phil Raschker(GA)	6- 6-87	83	21.71	Velma Jacobs(CO)	8- 5-97	
41	12.0	Maeva Kyle(EIR)	4-25-70		26.0	Polly Clarke(CO)	8-14-92	
	12.3	Phil Raschker(GA)	6- 4-88	84	20.67	Isobel Cunningham(CAN)	7-20-97	
42	12.3h	Rosemary Payne(GBR)	8-16-75		25.77	Anna Ward(MO)	5-30-88	
	12.57	Phil Raschker(GA)	7-30-89	85	21.26	Ruth Frith(AUS)	10-15-93	
	12.6	Irene Obera(CA)	7- 3-76		43.98	Anna Ward(MO)	6-21-89	
43	12.04	+1.6	Denise McField(JAM)	8-28-99	86	21.98	Nora Wedemo(SWE)	9-13-88
	12.71	Cindy Steenbergen(TX)	8- 9-97		43.98	Marilla Salisbury(CA)	8-12-93	
44	12.1	Maeva Kyle(EIR)	5-12-73		31.7	Nora Wedemo(SWE)	7-31-99	
	12.73h	Phil Raschker(GA)	7-20-91		48.40	Mary Ames(CA)	5- 7-89	
45	12.5	Wendy Marie Ey(AUS)	2- 4-84	87	48.40	Sarah Packham(GBR)	11- 3-90	
	12.5	Maeva Kyle(EIR)	1-21-74	88	37.2	Marion Higgins(CA)	8- 8-81	
	12.63	Irene Obera(CA)	7- 7-79	90	31.53	Zora Lux(WA)	6-10-95	
46	12.7	Irene Obera(CA)	5-31-80	94	79.6	Marie Norbury(FL)	11-23-97	
47	12.54	+1.0	Karin Von Riewel(GER)	7- 6-96				
	12.93h	Irene Obera(CA)	1-10-81					
48	12.50	Phil Raschker(GA)	9- 2-95					
49	12.60	-0.3	Karin Von Riewel(GER)	8-29-98				
	13.20h	Irene Obera(CA)	9-24-83					
50	12.50	Phil Raschker(GA)	5-17-97					
51	12.9	Irene Obera(CA)	6- 1-85					
52	13.07	+0.5	Phil Raschker(GA)	5- 8-99				
53	13.30	+0.7	Martha Behrendt(GER)	6-24-95				
	13.37	Irene Obera(CA)	7-25-87					
54	13.26	+0.3	Martha Behrendt(GER)	7-14-96				
	13.48	Irene Obera(CA)	8- 6-88					
55	13.6	Shirley Peterson(NZL)	1-21-84					
	13.8	Kathy Bergen(CA)	4-23-95					
56	13.43	+0.2	Brunhilde Hoffmann(GER)	9-15-95				
	13.55	+1.5	Kathy Jager(AZ)	7-31-99				
57	13.73	+1.5	Brunhilde Hoffmann(GER)	7-26-97				
	13.9	Irene Obera(CA)	5-18-91					
58	13.77	-1.2	Brunhilde Hoffmann(GER)	6-25-98				
	13.8	Kathy Bergen(CA)	7-27-98					
59	13.83	+0.6	Brunhilde Hoffmann(GER)	9-13-98				
	14.45	+1.5	Kamisole Solwazi(CA)	7-31-99				
60	13.9	Shirley Peterson(NZL)	2-25-89					
	13.91	Irene Obera(CA)	8-13-94					
61	13.96	Irene Obera(CA)	6-24-95					
62	14.58	Ann Cooper(AUS)	7-21-91					
	14.60	Shirley Peterson(NZL)	2- 3-91					
	15.7	Betty Vosburgh(GA)	5- 7-94					

Pending or wind aided marks				
35	w10.94	Evelyn Ashford(US)	7-21-92	
38	p11.07	Marlene Ottey(JAM)	- -98	
40	w11.78	Zdenka Musinska(CZE)	7- 5-97	
42	w12.48	Cindy Steenbergen(TX)	6-15-96	
44	w12.60	+2.8	Cindy Steenbergen(TX)	8-11-98
45	w12.57	+2.6	Cindy Steenbergen(TX)	8-28-99
46	p12.3	NWI	Karin Von Riewel(GER)	8-26-95
47	p12.29	NWI	Karin Von Riewel(GER)	9- 8-96
48	p12.4	NWI	Karin Von Riewel(GER)	9- 8-97
50	w12.40	Phil Raschker(GA)	4-25-97	
52	p13.0	NWI	Brunhilde Hoffmann(GER)	6- 3-92
52	w12.88	+2.5	Phil Raschker(GA)	8-28-99
53	w13.29	Martha Behrendt(GER)	7-16-95	
55	p13.3	NWI	F. Kummerle-vaik(GER)	9-30-95
55	w13.41	Brunhilde Hoffmann(GER)	7-16-95	
55	w13.68	+2.8	Kathy Jager(AZ)	8-11-98
58	w13.26	+3.5	Joy Macdonald(FL)	8-28-99
61	w13.51	Irene Obera(CA)	7-16-95	
64	w14.67	Ann Cooper(AUS)	10-15-93	
66	w15.5	Patricia Peterson(NY)	7-12-92	
67	p14.99	NWI	Paula Schneiderhan(GER)	8-26-89
68	p15.14	NWI	Paula Schneiderhan(GER)	6-24-90
68	w16.2	Johnnye Valien(TX)	6- -94	
69	p14.6	NWI	Paula Schneiderhan(GER)	9-21-91
69	w16.01	Patricia Peterson(NY)	8- 4-95	
69	w16.11	Patricia Peterson(NY)	7-16-95	



CHUCK SOCHOR

Gerda Van Hooten (r), Netherlands, won the W60 800 with a world-record 2:36.94, WAVA Championships in Gateshead, England, July 29 - Aug. 8. Carolyn Cappetta (c), USA, was second; Jeanne Hoagland, USA, third.

70	p14.92	NWI	Paula Schneiderhan(GER)	8- 8-92	40	24.7	Sara Montecinos(COL)	3-19-94
71	p15.23	NWI	Paula Schneiderhan(GER)	7- 4-93		25.67i	Denise Foreman(WA)	2- 8-97
73	p15.3	NWI	Paula Schneiderhan(GER)	9-30-95		25.7	Phil Raschker(GA)	6- 6-87
74	p15.2	NWI	Paula Schneiderhan(GER)	9- 8-96	41	25.3	Anne McKenzie(RSA)	5- 6-67
81	w17.94	+3.5	Mary Bowermaster(OH)	8-11-98		25.8	Phil Raschker(GA)	4-30-88
85	w26.3	Anna Ward(MO)	6- 2-90	42	24.84	Phil Raschker(GA)	8- 3-89	
87	p33.1	Viola Glen(US)	5-31-80	43	25.6	Maeva Kyle(EIR)	5-18-72	
87	w30.36	+3.0	Ivy Granstrom(CAN)	6-19-99		25.90	Cindy Steenbergen(TX)	8-10-97
94	w38.75	+3.5	Myra Fromme(US)	8-11-98	44	26.0	Jan Hynes(AUS)	3-24-89
						26.2	Phil Raschker(GA)	6- 8-91
						26.3	Irene Obera(CA)	8-14-98
						26.3	Irene Obera(CA)	6-24-79
						25.82	Mary Libal(OR)	8-24-96
35	21.93	Marlene Ottey(JAM)	8-25-95	46	25.82	Phil Raschker(GA)	6-20-94	
	22.47	Evelyn Ashford(US)	8-13-92	47	25.56	Phil Raschker(GA)	7-19-95	
36	22.08	Marlene Ottey(JAM)	8- 1-96	48	25.85	Phil Raschker(GA)	8- 2-98	
	23.57h	Evelyn Ashford(US)	10-10-93	49	26.18	+0.4	Karin Von Riewel(GER)	6-23-97
37	22.06	Marlene Ottey(JAM)	8-18-97	50	25.72	Phil Raschker(GA)	4-25-96	
	24.60	Phil Raschker(GA)	7- 8-84	51	26.82	Phil Raschker(GA)	7-23-97	
38	22.53	Marlene Ottey(JAM)	5-30-98		27.3	Anne Paule Knipping(BEL)	7-23-97	
	26.1	Phil Raschker(GA)	5- 4-85		27.3	Irene Obera(CA)	6- 1-85	
39	22.49	Marlene Ottey(JAM)	6- -99	52	27.33	+1.5	Maureen Lewington(GBR)	8- 3-99
	26.24	Phil Raschker(GA)	7-18-86		27.71	Irene Obera(CA)	6-21-86	

200 METERS

53	27.44	+0.3	Martha Behrendt(GER)	7- 2-95	62	w32.9	+2.6	Jeanne Hoagland(CA)	8- 1-99
	27.86		Irene Obera(CA)	7-25-87	64	w33.20		Marilyn Fitzgerald(NJ)	5- 8-99
54	27.7		Irene Obera(CA)	7-17-88	66	w33.06		Betty Vosburgh(GA)	8-10-97
	27.70	+2.0	Martha Behrendt(GER)	7-26-96	68	p31.91	NW1	Paula Schneiderhan(GER)	6-10-90
	27.70h		Brunhilde Hoffmann(GER)	10-10-93	69	p31.88	NW1	Paula Schneiderhan(GER)	8-17-91
55	28.40		Brunhilde Hoffmann(GER)	7-19-95	70	p31.86	NW1	Paula Schneiderhan(GER)	7-21-92
	28.48		Irene Obera(CA)	8- 3-89	70	w34.80		Patricia Peterson(NY)	8-24-96
56	28.13		Brunhilde Hoffmann(GER)	7-26-96	70	w34.99		Patricia Peterson(NY)	8-11-96
	29.8		Carolyn Sue Cappetta(MA)	7-12-92	73	p33.25	NW1	Paula Schneiderhan(GER)	6-10-95
57	28.38	+0.6	Brunhilde Hoffmann(GER)	7-26-97	76	p34.42	NW1	Paula Schneiderhan(GER)	8-22-98
	29.32		Kemisole Solwazi(CA)	7-23-97	81	w40.04	NW1	Mary Bowermaster(OH)	8-14-98
58	28.46	+0.8	Brunhilde Hoffmann(GER)	8-17-97					
	29.91		Kemisole Solwazi(CA)	6-13-98					
59	29.08	-0.2	Brunhilde Hoffmann(GER)	9-18-98					
	30.18		Irene Obera(CA)	9-12-93	35	50.56		Aurelia Penton(CUB)	7-16-78
60	29.6		Irene Obera(CA)	7-16-94		56.99		Phil Raschker(GA)	8-13-82
61	28.67		Irene Obera(CA)	6-24-95	36	51.6		Marina Stepanova(URS)	5-17-86
62	30.21		Ann Cooper(AUS)	7-25-91		56.79		Regina Jacobs(US)	5- 8-99
	33.55		Betty Vosburgh(GA)	5- 7-94		56.8		Phil Raschker(GA)	6-25-83
63	29.57		Irene Obera(CA)	7-23-97	37	55.7		Maeve Kyle(EIR)	8-30-66
64	30.61h		Ann Cooper(AUS)	10-10-93		55.70		Jennie Mathews(GBR)	8- 7-99
	33.25i		Betty Vosburgh(GA)	3-31-96		60.19		Theresa Haynes(WA)	8-12-94
65	30.46	+0.1	Irene Obera(CA)	8- 3-99	38	56.0		Kathleen Holland(AUS)	3-25-78
	31.12		Paula Schneiderhan(GER)	6-18-88		59.22		Theresa Haynes(WA)	7-22-95
	33.3		Patricia Peterson(NY)	7-12-92	39	55.5		Maeve Kyle(EIR)	7-19-68
67	31.65		Paula Schneiderhan(GER)	8- 3-89		59.5		Phil Raschker(GA)	7- 8-86
	34.2		Josephine Kolda(CA)	5-18-85	40	53.68		Sara Montecinos(COL)	3-20-94
68	33.03		Ann Cooper(AUS)	7-23-97		57.49		Rose Monday(CA)	8- 7-99
	35.56		Polly Clarke(CO)	7- 8-79	41	55.3		Maeve Kyle(EIR)	7-22-70
	35.6		Mary Bowermaster(OH)	8-24-85		58.78		Irene Thompson(NY)	7-22-95
69	32.50		Paula Schneiderhan(GER)	7-25-91	42	56.3		Anne McKenzie(RSA)	10-28-67
	34.34		Patricia Peterson(NY)	7-19-95		58.07		Phil Raschker(GA)	8- 5-89
70	32.24		Paula Schneiderhan(GER)	7-10-92	43	57.42h		Sara Montecinos(COL)	7-24-97
	35.3		Polly Clarke(CO)	4-17-81		58.89		Cindy Steenberg(TX)	8- 8-97
71	33.23	+0.5	Anna Mangler(GER)	6-10-94	44	58.3		Jan Hynes(AUS)	3-24-89
	33.26h		Paula Schneiderhan(GER)	10-10-93		59.62		Mary Libal(OR)	8-12-94
	34.2		Polly Clarke(CO)	9- 6-81	45	56.82		Mary Libal(OR)	7-22-95
72	32.94	+0.5	Paula Schneiderhan(GER)	6-10-94	46	57.94		Dee Dee Grafius(CA)	7-22-95
	34.03	-0.9	Patricia Peterson(NY)	8- 2-98	47	59.3		Paula Knipping(BEL)	7-21-94
73	33.99h		Paula Schneiderhan(GER)	7-19-95		61.01		Mary Libal(OR)	8- 8-97
	34.99		Patricia Peterson(NY)	8- 3-09	48	57.60		Phil Raschker(GA)	7-22-95
74	32.28	0.0	Paula Schneiderhan(GER)	7-28-96	49	59.68		Paula Knipping(BEL)	7-22-96
	35.98		Polly Clarke(CO)	9- 2-84		62.27		Shirley Matson(CA)	9- 8-90
75	34.40		Paula Schneiderhan(GER)	7-23-97	50	58.51		Marge Allison(NZL)	7-22-95
	35.93		Polly Clarke(CO)	8-31-85		61.89		Phil Raschker(GA)	7-26-97
76	35.23	+1.2	Paula Schneiderhan(GER)	9-18-98	51	61.7		Brunhilde Hoffmann(GER)	6-12-91
	37.48		Polly Clarke(CO)	7-18-86		63.7		Irene Obera(CA)	5-18-85
77	34.89	+0.3	Paula Schneiderhan(GER)	8- 3-99	52	61.82		Brunhilde Hoffmann(GER)	6-29-92
	38.04		Polly Clarke(CO)	6-26-88		65.1		Irene Obera(CA)	7- 5-86
78	38.8		Polly Clarke(CO)	8-12-88	53	63.0		Brunhilde Hoffmann(GER)	7- 8-93
79	41.12		Hanna Gelbrich(GER)	8- 3-89		64.63		Irene Obera(CA)	11-29-87
80	41.22		Polly Clarke(CO)	10-10-93	54	62.8		Irene Obera(CA)	10-22-88
	55.59		Pearl Mehl(CO)	8-13-94	55	64.2		Anne Stobaus(AUS)	11-16-96
81	50.81		Isobel Cunningham(CAN)	7-19-95		65.29		Kemisole Solwazi(CA)	4- 8-95
	54.91		Pearl Mehl(CO)	7-19-95	56	65.86		Brunhilde Hoffmann(GER)	8-19-95
82	41.11		Polly Clarke(CO)	8-15-92		66.04		Carolyn Sue Cappetta(MA)	8-14-92
83	48.42i		Nora Wedemo(SWE)	3- 1-97	57	66.35		Carolyn Sue Cappetta(MA)	10-16-93
	57.8		Anna Ward(MO)	5-30-88	58	65.35		Anne Stobaus(AUS)	8- 7-99
84	60.93		Rosario Iglesias(MEX)	7-19-95		67.91		Carolyn Sue Cappetta(MA)	8-12-94
	64.67		Anna Ward(MO)	6-22-89	59	66.96		Brunhilde Hoffmann(GER)	9-16-98
85	58.4	+0.8	Anna Ward(MO)	6- 2-90		67.39i		Carolyn Sue Cappetta(MA)	2-25-95
86	53.07	-1.2	Nora Wedemo(SWE)	8- 3-99		67.38		Kemisole Solwazi(CA)	8- 7-99
	64.92		Rosario Iglesias(MEX)	8- 2-98	60	69.00		Ann Cooper(AUS)	8- 5-89
	68.62		Mable O'Hare(WA)	7-17-99		69.21		Jeanne Hoagland(CA)	7-26-97
88	77.00		Rosario Iglesias(MEX)	8- 3-99	61	67.80		Irene Obera(CA)	7-22-95
	92.9		Marion Higgins(CA)	8- 9-81	62	67.97		Ann Cooper(AUS)	7-27-91
90	70.99		Zora Lux(WA)	6-10-95		71.40		Carolyn Sue Cappetta(MA)	7-31-98
92	98.99		Myra Fromme(US)	8-24-96	63	70.09		Irene Obera(CA)	7-26-97
94	94.03	+1.3	Myra Fromme(US)	6-28-98	64	74.40		Paula Schneiderhan(GER)	8- 1-86
						77.59i		Audrey Lary(MO)	3-27-99
						73.76		Irene Obera(CA)	8- 7-99
						73.71		Anna Mangler(GER)	8- 5-89
						77.87		Betty Vosburgh(GA)	8- 8-97
						75.63		Paula Schneiderhan(GER)	8- 5-89
						79.96		Sumi Onodera(CA)	7-22-95
						78.3		Audrey Reid(RSA)	9-17-83
						83.06i		Sumi Onodera(CA)	3-22-97
						74.73		Paula Schneiderhan(GER)	7-27-91
						83.40h		Sumi Onodera(CA)	7-25-97
						79.14		Anna Mangler(GER)	10-16-93
						84.56		Sumiye Leonard(CA)	6-28-98
						80.5		Audrey Reid(RSA)	4- 5-86
						83.8		Patricia Peterson(NY)	7-26-97
						79.49		Anna Mangler(GER)	7-22-95
						82.52		Patricia Peterson(NY)	7-31-98

400 METERS

65	50.56		Aurelia Penton(CUB)	7-16-78	73	84.23		Polly Clarke(CO)	9-28-83
	56.99		Phil Raschker(GA)	8-13-82	74	88.58		Polly Clarke(CO)	9- 2-84
66	51.6		Marina Stepanova(URS)	5-17-86	75	89.62		Polly Clarke(CO)	8-25-85
67	56.79		Regina Jacobs(US)	5- 8-99	76	90.02		Paula Schneiderhan(GER)	9-16-98
	56.8		Phil Raschker(GA)	6-25-83		91.1		Polly Clarke(CO)	7-20-86
68	55.7		Maeve Kyle(EIR)	8-30-66	77	88.42		Paula Schneiderhan(GER)	8- 7-99
	55.70		Jennie Mathews(GBR)	8- 7-99		95.70		Polly Clarke(CO)	6-25-88
69	60.19		Theresa Haynes(WA)	8-12-94	78	96.7		Polly Clarke(CO)	8-12-88
	59.22		Kathleen Holland(AUS)	3-25-78	79	98.48		Polly Clarke(CO)	8- 5-89
70	55.5		Theresa Haynes(WA)	7-22-95	80	1:40.45		Polly Clarke(CO)	8- 3-90
	59.5		Maeve Kyle(EIR)	7-19-68	81	1:49.86		Britta Tjodling(SWE)	8- 7-99
71	53.68		Phil Raschker(GA)	7- 8-86		2:07.20		Pearl Mehl(CO)	7- 7-95
	57.49		Sara Montecinos(COL)	3-20-94	82	2:09.08		Nora Wedemo(SWE)	7-22-95
72	56.3		Rose Monday(CA)	8- 7-99		2:20.51		Pearl Mehl(CO)	8-16-96
	58.07		Maeve Kyle(EIR)	7-22-70		1:58.88		Rosario Iglesias(MEX)	10-16-93
73	57.42h		Irene Thompson(NY)	7-22-95	83	2:21.5		Anna Ward(MO)	5-30-88
	58.89		Anne McKenzie(RSA)	10-28-67		2:02.47		Rosario Iglesias(MEX)	7-22-95
74	58.3		Phil Raschker(GA)	8- 5-89	84	2:36.50		Anna Ward(MO)	6-22-89
	59.62		Sara Montecinos(COL)	7-24-97		2:31.2		Ivy Granstrom(CAN)	10-25-96
75	56.82		Cindy Steenberg(TX)	8- 8-97	85	2:50.3		Mary Ames(CA)	7-17-88
	61.01		Jan Hynes(AUS)	3-24-89		2:50.3		Rosario Iglesias(MEX)	5- 7-89
76	57.94		Mary Libal(OR)	8-12-94	86	2:13.66		Mary Ames(CA)	7-26-97
	59.3		Dee Dee Grafius(CA)	7-22-95		2:57.4		Ivy Granstrom(CAN)	6-19-99
77	61.01		Paula Knipping(BEL)	7-21-94	87	2:28.79		Rosario Iglesias(MEX)	8- 7-99
	62.27		Mary Libal(OR)	8- 8-97	88	2:47.48		Marion Higgins(CA)	6-28-81
78	57.60		Phil Raschker(GA)	7-22-95		3:54.3		Bertha Holt(OR)	6-29-96
	59.68		Paula Knipping(BEL)	7-22-96					
79	62.27		Shirley Matson(CA)	9- 8-90					
80	58.51		Marge Allison(NZL)	7-22-95					
	61.89		Phil Raschker(GA)	7-26-97					
81	61.7		Brunhilde Hoffmann(GER)	6-12-91	35	1:57.25		Doina Melinte(ROM)	6-28-92
	63.7		Irene Obera(CA)	5-18-85		1:58.48		Joetta Clark(US)	8-16-97
82	61.82		Brunhilde Hoffmann(GER)	6-29-92	36	1:56.53		Lyubov Gurina(URS)	7-30-94
	65.1		Irene Obera(CA)	7- 5-86		1:57.84		Joetta Clark(US)	8- 8-98
83	63.0		Brunhilde Hoffmann(GER)	7- 8-93	37	1:57.76		Lyubov Gurina(URS)	7-22-95
	64.63		Irene Obera(CA)	11-29-87		2:19.83		Nancy Shafer(OH)	8- 7-88
84	62.8		Irene Obera(CA)	10-22-88	38	1:58.70h		Lyubov Gurina(URS)	8-11-95
	64.2		Anne Stobaus(AUS)	11-16-96		1:58.7		Ileana Silai(ROM)	8-21-80
85	65.29		Kemisole Solwazi(CA)	4- 8-95	39	1:59.78		Ruth Wysocki(CA)	8-23-95
	65.86		Brunhilde Hoffmann(GER)	8-19-95		1:58.90		Lyubov Gurina(URS)	7- 8-97
86	66.04		Carolyn Sue Cappetta(MA)	8-14-92	40	2:00.20		Ruth Wysocki(CA)	4- -96
	66.35		Carolyn Sue Cappetta(MA)	10-16-93		1:59.59		Lyubov Gurina(URS)	8-18-97
87	65.35		Anne Stobaus(AUS)	8- 7-99		2:03.95		Ruth Wysocki(CA)	5- 3-97
	67.91		Carolyn Sue Cappetta(MA)	8-12-94	41	2:01.59i		Y. Podkopyayeva(URS)	2- 6-94
88	67.39i		Brunhilde Hoffmann(GER)	9-16-98		2:20.22		Diana Heil(CA)	8-28-99
	67.38		Carolyn Sue Cappetta(MA)	2-25-95	42	1:59.25		Y. Podkopyayeva(URS)	6-30-94
89	69.00		Kemisole Solwazi(CA)	8- 7-99		2:21.91		Susanne Houlton(GA)	7-23-89
	69.21		Ann Cooper(AUS)	8- 5-89	43	2:03.98i		Y. Podkopyayeva(URS)	2-24-96
90	67.80		Jeanne Hoagland(CA)	7-26-97		2:19.4		Laurie Binder(CA)	8- 1-91
	67.97		Irene Obera(CA)	7-22-95	44	2:02.14i		Y. Podkopyayeva(URS)	2-18-97
91	71.40		Ann Cooper(AUS)	7-27-91		2:21.75		Dee Dee Grafius(CA)	8-13-93
	70.09		Carolyn Sue Cappetta(MA)	7-31-98	45	2:14.92		Barbara Blurton(GBR)	2-16-96
92	74.40		Irene Obera(CA)	7-26-97		2:18.87		Dee Dee Grafius(CA)	5-14-94
	77.59i		Paula Schneiderhan(GER)	8- 1-86	46	2:02.82		Y. Podkopyayeva(URS)	6-28-98
	73.76		Audrey Lary(MO)	3-27-99		2:20.67		Dee Dee Grafius(CA)	7-18-95
	73.71		Irene Obera(CA)	8- 7-99	47	2:13.13		Joanette Flynn(AUS)	2-13-99
</									

52	4:50.5	Carolyn Oxton(GBR)	7-28-96	42	5:04.5	Pat Ann Gallagher(GBR)	12- 6-87	47	9:45.6	Joyce Smith(GBR)	6-30-85	43	10:36	Laurie Binder(CA)	7-18-91
	5:13.3	Mila Kania(NY)	6-19-83		5:15.0	Sandra Knott(OH)	6-21-80		10:53.2	Linda Sippelle(PA)	6-11-82	44	11:35.7i	Carrie Parsi(MA)	2- 5-83
53	4:48.78	Carolyn Oxton(GBR)	9- 1-86	43	4:54.0	Laurie Binder(CA)	8- 8-91	48	10:00.6	Joyce Smith(GBR)	8-24-86	45	11:57.0	Mary Czarabata(WI)	9-13-80
	5:18.4	Vicky Bigelow(CA)	4-29-89	44	4:26.69	Y. Podkopayeva(URS)	8-14-96		10:41.8	Vicky Bigelow(CA)	3-22-84	46	11:50	Mary Czarabata(WI)	9-10-81
54	5:04.45	Edeltraud Pohl(GER)	7-12-91		5:21.81	Barbara Pike(MA)	1-19-86	49	10:16.98	Barbara Lehmann(GER)	6-21-91	47	14:50i	Beverly Nolan(MA)	3-28-82
	5:12.9	Margaret Miller(CA)	6-21-80	45	4:48.42	Y. Podkopayeva(URS)	9-15-97		10:30.4	Shirley Matson(CA)	9- 8-90	48	13:10.35i	Mary Cullen(TX)	3-29-87
55	4:57.4	Carolyn Oxton(GBR)	8-26-98		5:28.9	Marilyn Harbin(CA)	2-29-83	50	10:11.5	Jutta Pedersen(SWE)	9-16-97	49	12:48i	Chris McKanzie(NY)	3-29-81
	5:15.16	Shirley Matson(CA)	9- 8-86	46	5:19.9	Elaine Statham(GBR)	9-16-90		10:44.0i	Joan Ottaway(CA)	2-12-95	50	11:57.4i	Mila Kania(NY)	3-14-82
56	5:14.2	Vicky Bigelow(CA)	6-13-92		5:21.5	Carol Flexer(WA)	7-19-89	51	10:17.53i	Pat Ann Gallagher(GBR)	2- 1-97	51	12:52.2i	Ruth Anderson(CA)	2-22-81
	5:13.97	Edeltraud Pohl(GER)	6- 4-94	47	5:14.7	Sandra Knott(OH)	8- 3-85		11:01.0	Gina Faust(CA)	8- 6-88	52	12:37.2i	Mila Kania(NY)	3-24-84
57	5:23.9	Vicky Bigelow(CA)	7-25-92	48	5:34.41	Vicky Bigelow(CA)	3- 2-84	52	10:24.01	Edeltraud Pohl(GER)	8-25-88	53	13:27.2i	Janet Grenda(NY)	3-15-80
	5:17.19	Jean Horne(CAN)	7-27-91	49	5:33.41	Dorothy Stock(CA)	9-15-81		11:41.8	Gloria Brown(NY)	8- 4-84	54	12:13.0	Margaret Miller(CA)	6- 7-80
58	5:54.3	Anne Trigg(FL)	4- 9-83	50	5:24.6	Elaine Statham(GBR)	8-27-94	53	10:39.18	Rona Fredericks(GER)	5-22-93	55	13:41	Melba Hatch(MI)	5-20-84
	5:25.34	Marion Irvine(CA)	8- 5-89		5:43.64	Joni Shirley(CA)	5-25-97		12:12.2	Kay Willoughby(CA)	9-16-89	56	13:46	Melba Hatch(MI)	7-23-85
59	5:25.34	Gerda Van Kootin(HOL)	8- 7-99	51	5:29.39	Jeanne Hoagland(CA)	12- 6-87	54	10:56.76	Edeltraud Pohl(GER)	6- 5-91	57	13:06.0i	Gladys Lehman(CA)	2-22-81
	5:24.72	Vicky Bigelow(CA)	7-22-95	52	5:38.52i	Chris Stockdale(GBR)	2-22-97		11:14.6	Vicky Bigelow(CA)	9-16-89	58	15:20.2	Marcia McChesney(OR)	6-16-89
60	5:39.96	Edeltraud Pohl(GER)	9- 5-97		5:50.41	Mila Kania(NY)	3-18-84	55	10:47.94	Edeltraud Pohl(GER)	8-29-91	59	19:48	Florence Fawley(OH)	5-27-84
	5:36.2	Marion Irvine(CA)	7-27-91	53	5:44.35i	Chris Stockdale(GBR)	3-22-97		11:05.1	Shirley Matson(CA)	9- 8-86	60	20:04	June Barnes(OH)	5-27-84
61	5:46.61	Vicky Bigelow(CA)	8-24-96		5:50.26i	Jo Marchetti(CT)	3-30-96	56	11:08.99	Rona Fredericks(GER)	3-31-96	61	14:59i	Ernestine Yeomans(CAN)	2-20-83
	5:46.69	Jeanne Hoagland(CA)	8- 7-99	54	5:45.73i	Joan Ottaway(CA)	2-13-99		12:23.6i	Gloria Brown(NY)	8-27-88	62	18:21i	Ernestine Yeomans(CAN)	1- 8-84
62	5:42.14	Elfriede Hodapp(GER)	9-14-98	55	5:35.0	Gerda Van Kooten(HOL)	4-26-94	57	11:06.97	Edeltraud Pohl(GER)	5-25-94	63	19:13.0	Ruth Leff(WI)	6-20-92
	5:42.14	Pat Dixon(OR)	7- 2-82		5:50.6	Margaret Miller(CA)	2- 7-81		12:30.8i	Ruth Droege(US)	3- 8-86	64	18:12.4i	Adrienne Salmini(NM)	3-14-82
63	5:51.12	Jean Horne(CAN)	7-26-97	56	5:32.7	Corrie Keijsers(HOL)	6-16-98	58	11:45.94i	Molly Turner(CAN)	4- 5-92	65	19:03.0i	Adrienne Salmini(NM)	3-20-83
	6:17.58	Jaclyn Caselli(CA)	6-29-85		5:46.8	Shirley Matson(CA)	7-26-97		12:15.71i	Carrie Parsi(MA)	3-21-97	66	16:37.2i	Pearl Mehl(CO)	2-19-84
64	6:00.44	M. Czerwenka-vogel(GER)	6-15-95	57	6:20.41	Anne Trigg(FL)	1- 2-82	59	11:20.06	Edeltraud Pohl(GER)	5-14-96	67	16:24i	Pearl Mehl(CO)	2-17-85
	6:13.97	Suzi Macleod(OR)	8- 7-99	58	6:40.41	Mary Lou Carlson(US)	2-19-86		11:20.2	Marion Irvine(CA)	9-16-89	68	17:23.2	Ivy Granstrom(CAN)	6-25-83
65	6:02.04	M. Czerwenka-vogel(GER)	7-19-96	59	6:21.51	Toshiko D'Elia(NJ)	2-26-89	60	12:01.65	Denise Alfvoo(BEL)	5-16-96	69	25:22i	Edna Berg(MT)	1-11-87
	6:28.83	Theilma Wilson(NY)	8- 2-98	60	6:37.8	Myr Vancaekenbergher(BEL)	8-11-95		12:25.6	Margaret Miller(CA)	7-23-86	70	17:40.0i	Margaret Lopez(NJ)	3-24-84
66	6:02.04	M. Czerwenka-vogel(GER)	7-23-97		6:43.91	Gloria Brown(NY)	1-25-92	61	12:26.8	Vicky Bigelow(CA)	9- 8-86	71	15:30.0i	Pearl Mehl(CO)	3-29-87
	5:57.74	Toshiko D'Elia(NJ)	3- 9-97	61	6:42.90	Elizabeth Szawowski(MA)	6-24-94		12:26.8	Lieselotte Schultz(GER)	6-13-81	72	26:34	Marilla Salisbury(CA)	8-23-81
67	6:13.39	Britta Tibbling(SWE)	7-30-86	62	6:33.23	Jeanne Hoagland(CA)	5-20-99	62	12:22.6	Lydia Backes(GER)	8- 6-88	73	27:30	Marilla Salisbury(CA)	7-26-83
	6:43.12	Gerry Davidson(CA)	8- 5-89	63	6:24.8	Joselyn Ross(GBR)	9-18-91		14:29.2	Kit Pickles(CA)	7-30-88	74	27:39	Marilla Salisbury(CA)	6- 7-84
68	6:16.47	Britta Tibbling(SWE)	12- 5-87		6:35	Pat Dixon(OR)	7-23-82	63	12:25.28	M. Czerwenka-vogel(GER)	4-20-94	75	20:55.2i	Mary Varani(MI)	3-23-96
	6:47.56	Louise Adams(CO)	7-27-91	64	7:19.01i	Grace Butcher(OH)	3-28-98		14:23.82i	Mary Harada(CA)	3-26-99	76	21:18.6	Ivy Granstrom(CAN)	6-28-92
69	6:14.52	Nina Naumenko(URS)	7-22-95	65	6:41.64	Rosamund Dashwood(CAN)	6- 8-89	64	12:57.0	Jaclyn Caselli(CA)	7-20-85				
	6:42.2	Pat Dixon(OR)	6-30-89		7:01.83i	Gloria Brown(NY)	1-18-97	65	12:55.49	M. Czerwenka-vogel(GER)	5- 3-95				
70	6:39.04	Britta Tibbling(SWE)	7-22-89	66	6:55.6	Pat Dixon(OR)	6-22-85	66	13:15.6	Jaclyn Caselli(CA)	7- 6-86				
	7:05.75	Louise Adams(CO)	8-14-93	67	6:59.89i	Toshiko D'Elia(NJ)	3-22-97		12:32.44	M. Czerwenka-vogel(GER)	6- 6-96	35	14:52.49	Regina Jacobs(US)	7- 4-98
71	6:58.10	Hazel Cameron(CAN)	8-24-96	68	7:11.10	Pat Dixon(OR)	12- 6-87	67	13:33.2	Jaclyn Caselli(CA)	7-18-87	36	15:23.48	Marietta Puica(ROM)	7-19-87
	7:03.00	Louise Adams(CO)	8-14-94	69	7:13.86i	Toshiko D'Elia(NJ)	3-27-99		12:52.15	M. Czerwenka-vogel(GER)	6- 8-97	37	15:24.80	Regina Jacobs(US)	6-24-99
72	6:41.62	Nina Naumenko(URS)	9-14-98	70	7:26.0	Pat Dixon(OR)	6-24-89	68	13:34.6	Lenore Marvin()	12-10-87	38	15:29.39	Mary Slaney(OR)	6-17-96
	7:05.37	Algene Williams(IL)	8- 5-89	71	8:11i	Grace Bulger(GBR)	11- -91		13:49.0	Pat Dixon(OR)	7-24-87	39	16:20.97	Tamara Koba(UKR)	6-24-95
73	6:36.04	Nina Naumenko(URS)	8- 7-99		12:15i	Edna Berg(MT)	1-11-87	69	13:48.4	Judith Vocos(ARG)	11-24-95	40	16:18.54	Kim Jones(WA)	8-15-96
	7:29.8	Gerry Davidson(CA)	4-23-95	72	8:18.2i	Margaret Lopez(NJ)	3-24-84		15:30.0	Josey Simon(CA)	8-10-85	41	15:23.72	Mary Slaney(OR)	5-31-98
74	7:09.94	Lenore Marvin(CAN)	7-22-95	73	7:29.22i	Pearl Mehl(CO)	3-28-87	70	15:27.8i	Nina Naumenko(URS)	4- 5-96	42	16:08.13	Mary Slaney(OR)	8- 9-94
	7:42.30	Bess James(CA)	6-29-85	74	8:06.38i	Louise Adams(CO)	3-30-96		15:25.10i	Ellen McCoy(MN)	3-24-91	43	16:26.83	Sigrid Wutsch(GER)	8- 9-94
75	7:09.72	Johanna Luther(GER)	8- 5-89	75	8:26.29i	Louise Adams(CO)	3-22-97	71	14:25.2	Johanna Luther(GER)	9-22-84	44	16:13.8	Ruth Wysocki(CA)	6-9-97
	8:02.42	Pearl Mehl(CO)	7-27-91	76	8:58.8	Ivy Granstrom(CAN)	10-18-87		15:01.41	Johanna Luther(GER)	6-23-90	45	16:58.0	Priscilla Welch(GBR)	1-25-86
76	7:06.13	Johanna Luther(GER)	7-11-98	77	10:04.0i	Marilla Salisbury(CA)	6- 7-84	72	14:47.4	Pat Dixon(OR)	4-10-86	46	16:08.13	Miki Gorman(CA)	2-13-77
	7:47.35	Gerry Davidson(CA)	9-18-99	78	12:57.0	Mary Varani(MI)	3-23-96		17:33.94	Marie Stafford(OR)	6-21-92	47	17:59.6	Evy Palm(SWE)	9-29-84
77	8:11.8	Anne Clarke(IL)	7- 8-89	79	12:57.0	Marilla Salisbury(CA)	7-11-87	73	15:27.4	Ivy Granstrom(CAN)	6-27-85	48	17:59.6	Laurie Binder(CA)	6- 9-90
	8:32.22	Johanna Luther(GER)	10-16-93	80	9:49.40	Ivy Granstrom(CAN)	5-31-92		15:29.51i	Louise Adams(CO)	2-26-95	49	15:51.7	Nicole Leveque(FRA)	6-12-94
78	7:33.8	Anne Clarke(IL)	7- 7-90	81	13:27.51i	Pearl Mehl(CO)	3-30-96	74	14:48.0	Johanna Luther(GER)	12- 9-87	50	17:35	Shirley Matson(CA)	8-25-84
	8:36.90	Anne Clarke(IL)	7-27-91	82	12:03.93i	Ivy Granstrom(CAN)	3-30-96		15:41.13	Louise Adams(CO)	3-29-96	51	15:58.16	Nicole Leveque(FRA)	7- 1-95
79	9:05.8	Anne Clarke(IL)	7-11-92	83	11:54.42	Ivy Granstrom(CAN)	6-27-98	75	15:41.66i	Louise Adams(CO)	3-21-97	52	17:42.69	Mary Wood(CO)	7-22-89
	8:47.41	Rosario Iglesias(MEX)	10-16-93	84	13:00.96i	Ivy Granstrom(CAN)	3-27-99	76	16:58.2	Algene Williams(IL)	7-11-92	53	15:55.7	Nicole Leveque(FRA)	6-1-96
	11:09.2	Anna Ward(MO)	5-30-88					77	16:33.0	Berta Hielscher(GER)	9-13-86	54	17:45.03	Joan Colman(CA)	8- 4-89
80	8:54.71	Rosario Iglesias(MEX)	7-22-95						20:27.0i	Pearl Mehl(CO)	3-24-91	55	18:01.78	Els Raap(HOL)	6-12-93
	11:33.0	Hulda Crooks(CA)	7-12-80	39	p4:37.73	Ruth Wysocki(CA)	- -96	78	19:17.80i	Judith Kazdan(CAN)	3-14-98	56	18:01.78	Carol Flexer(WA)	8- 4-89
81	10:33.40	Ivy Granstrom(CAN)	7-26-97	61	p6:42.13	Connie Shaw(CAN)	6- 8-89		20:55.2yi	Mary Varani(MI)	3-23-96	57	17:40.77	Elaine Statham(GBR)	7-25-91
	11:43.2	Anna Ward(MO)	6- 2-90	66	p14:48.4	Ellen Julius(FL)	10-25-88	79	21:52.09i	Pearl Mehl(CO)	3-20-93	58	17:59.0	Vicky Bigelow(CA)	7-24-82
82	10:55.5	Ivy Granstrom(CAN)	6-19-98						81:20.0	Anne Clarke(IL)	7- 7-90	59	17:32.13	Bernardine Portenski(NZL)	1-18-98
	12:49.81	Marilla Salisbury(CA)	9-18-93	35	8:27.83	Marietta Puica(ROM)	9- 7-85	80	26:53.20i	Ivy Granstrom(CAN)	3-29-96	60	17:48.60	Shirley Matson(CA)	4- 8-89
83	16:34.6	Eula Weaver(CA)	6-26-77	36	8:39.14i	Regina Jacobs(US)	3- 5-99	81	25:09.0	Mary Ames(CA)	4-30-88	61	18:39.66	Bernardine Portenski(NZL)	2-21-99
	17:15	Eula Weaver(CA)	8-18-79	37	8:39.45	Regina Jacobs(US)	8- -99	82	25:09.0	Mary Ames(CA)	3-29-96	62	17:48.67	Janet Jordan(OR)	8-11-98
Pending marks				38	8:51.14	Marietta Puica(ROM)	9- 1-87	83	25:09.0	Mary Ames(CA)	3-29-96	63	17:48.67	Shirley Matson(CA)	7-25-97
46	p4:05.44	Y. Podkopayeva(URS)	- -98	39	8:56.55	Ruth Wysocki(CA)	8-27-95	84	25:09.0	Mary Ames(CA)	4-30-88	64	18:39.66	Jutta Pedersen(SWE)	9-26-91
				40	9:08.4	Mary Slaney(OR)	6- -98	85	25:29.6	Mary Ames(CA)	6-28-98	65	18:39.66	Shirley Matson(CA)	8-13-92
35	4:17.33	Marietta Puica(ROM)	8-21-85	41	9:11.2	Joyce Smith(GBR)	4-30-78	86	24:08.62	Ivy Granstrom(CAN)	6-19-99	66	18:39.66	Edeltraud Pohl(GER)	7-30-88
	4:20.93	Regina Jacobs(US)	7-20-98	42	9:59.0	Laurie Binder(CA)	7-30-88	87	25:04.17	Ivy Granstrom(CAN)	6-19-99	67	18:34.18	Joan Ottaway(CA)	8-23-96
36	4:22.11	Marietta Puica(ROM)	9- 5-86	43	9:54.4	Inge Pfeiffer(GER)	5- 9-81					68	18:18.12	Elaine Statham(GBR)	7-22-97
	5:01.52	Nancy Noonan(OH)	6-30-84	44	10:04	Miki Gorman(CA)	5-22-77					69	18:34.74	Joan Ottaway(CA)	8- 7-97
37	4:41.33i	Marietta Puica(ROM)	2-13-88	45	9:40.2	Joyce Smith(GBR)	4-19-80					70	18:25.58	Edeltraud Pohl(GER)	5- 5-91
	5:07.3	Carla Hervet(IL)	7-13-96	46	10:15.41	Nancy Oshier(NY)	1-27-91					71	19:17.72	Vicky Bigelow(CA)	8- 4-89
38	4:26.10	Mary Slaney(OR)	4-26-97	47	9:50.4	Laurie Binder(CA)	9- 8-90					72	18:32.6	Edeltraud Pohl(GER)	1-25-92

49	12.7	Corrie Roovers(HOL)	6-22-85
	14.9	Marlene Sachs(VT)	7-10-93
50	12.68	Phil Raschker(GA)	7-23-97
51	13.22	Wendy Marie Ey(AUS)	7-30-89
	14.7	Christel Miller(CA)	10-4-86
52	12.91	+0.1 Phil Raschker(GA)	8-27-99
53	13.48	+1.0 F. Kummerle-vaik(GER)	10-7-93
	14.35	Cherrie Sherrard(CA)	7-25-92
54	13.80	Corrie Roovers(HOL)	6-30-90
	15.01h	Christel Miller(CA)	7-27-89
55	14.06	Elzbieta Krzesinska(POL)	7-30-89
	15.3h	Christel Miller(CA)	7-14-90
56	13.30	Corrie Roovers(HOL)	7-20-91
	15.9	Becky Sisley(OR)	6-22-95
57	13.95	Corrie Roovers(HOL)	6-12-93
	16.13	Christel Miller(CA)	8-13-92
58	13.94	+0.4 Corrie Roovers(HOL)	6-5-94
	16.56	Christel Miller(CA)	8-11-93
59	14.74	+1.0 Hella Werner(GER)	7-18-95
	17.67	Christel Miller(CA)	8-12-94
	17.68	Betty Vosburgh(US)	8-5-90
60	13.89	Corrie Roovers(HOL)	6-15-96
	16.45	Betty Vosburgh(GA)	7-21-91
61	14.30	Corrie Roovers(HOL)	7-24-96
	15.38	Barbara Jordan(VT)	8-9-97
62	15.18	Leili Kaas(RUS)	7-22-97
	18.81	+1.6 Barbara Jordan(VT)	8-19-98
63	14.79	+1.8 Leili Kaas(RUS)	9-16-98
	17.32	+0.1 Barbara Jordan(VT)	8-27-99
64	15.21	+0.7 Hella Werner(GER)	8-4-99
	15.29	+0.7 Leili Kaas(EST)	8-4-99
	19.44	Leonore McDaniels(VA)	8-14-92
65	16.39	Asta Larsson(SWE)	7-23-97
	19.3	Leonore McDaniels(VA)	7-10-93
66	15.71	-0.4 Asta Larsson(SWE)	8-8-98
	18.8	Patricia Peterson(NY)	7-12-92
67	16.11	+0.5 Asta Larsson(SWE)	8-4-99
	21.00	Leonore McDaniels(VA)	7-19-95
68	18.62	Rosaline Sole(NZL)	9-28-83
	18.66	Johnnye Valien(TX)	6-9-94
69	17.4	-0.5 Shirley Peterson(NZL)	10-25-97
	19.01	Johnnye Valien(TX)	8-12-94
70	17.46	Shirley Peterson(NZL)	11-28-98
	21.22	+0.8 Leonore McDaniels(VA)	7-31-98
71	19.14	+0.5 Isabella Hofmeyr(RSA)	8-4-99
	20.3	Johnnye Valien(TX)	8-10-96
72	27.74	+0.8 Rosaline Sole(NZL)	11-29-87
	20.35	+0.8 Johnnye Valien(CA)	7-31-98
73	21.12	+0.5 Johnnye Valien(CA)	8-4-99
	27.89	Rosaline Sole(NZL)	7-21-91

Pending or wind aided marks

41	w11.55	+2.8 Jocelyn Harwood(GBR)	8-3-99
42	p12.12	Gudrun Komoll(GER)	8-19-88
44	w11.4	Deby Sweezey(CA)	7-12-97
59	w14.74h	Hella Werner(GER)	7-18-95
61	w16.58	Christel Miller(CA)	5-26-96
71	w20.08	Johnnye Valien(TX)	8-22-96

400 METER HURDLES (30")

35	54.37	Marina Stepanova(URS)	8-2-85
	64.0	Joy Upshaw-margerum(HI)	7-13-96
36	52.94	Marina Stepanova(URS)	9-17-86
	66.55	Joy Upshaw-margerum(HI)	8-9-97
37	55.25	Marina Stepanova(URS)	7-2-87
	68.12	Joy Upshaw-margerum(HI)	8-13-98
38	62.82	Leonie Louwrens(RSA)	7-19-97
39	62.30	Maria Sangous Espina(ESP)	5-29-94
	70.68	Phil Raschker(GA)	7-19-86
40	62.08	Maria Sangous Espina(ESP)	6-22-95
	65.03	Phil Raschker(GA)	12-5-87
41	62.19	Maria Sangous Espina(ESP)	6-9-96
	68.47	Irene Thompson(NY)	7-16-95
42	63.33	Maria Sangous Espina(ESP)	6-14-97
	70.6	Tina Stough(CA)	5-28-95
43	62.8	Jan Hynes(AUS)	11-7-87
	74.07	Ruth Callard(WA)	8-9-97
44	66.93	Maria Sangous(USA)	8-1-99
	72.49	Heidi Sause(OR)	8-13-98
45	64.8	Jan Hynes(AUS)	11-11-89
	71.20	Pamela Calvert(MD)	7-6-91

46	68.72	Marge Allison(NZL)	7-25-91
	94.0	Barbara Stewart(NY)	6-21-88
47	64.4	Marge Allison(NZL)	10-19-91
	95.18	Ann Carter(GA)	7-21-89
48	69.42	F. Kummerle-vaik(GER)	8-3-94
49	64.09	Jan Hynes(AUS)	4-3-89
50	67.71	Phil Raschker(GA)	4-14-97
52	82.9	Veronica Welgemoed(RSA)	5-19-84

Pending marks

46	p68.51	Jorunn Sundal(NOR)	10-13-93
----	--------	--------------------	----------

300 METER HURDLES (30")

50	45.8	Jan Hynes(AUS)	9-3-94
	49.20	Phil Raschker(GA)	7-20-97
51	51.72	Margaritha Daehler(SUI)	9-12-98
	67.0	Ann Carter(GA)	9-25-93
52	51.41	Jean Hulls(GBR)	7-25-91
	66.57	Marion Coffee(US)	7-6-91
53	52.04	Y. Patricia Priestman(GBR)	8-1-99
	66.11	Tami Graf(CA)	8-3-89
54	51.03	F. Kummerle-vaik(GER)	7-16-95
	72.66	Tami Graf(CA)	6-23-91
55	52.96	Corrie Roovers(HOL)	7-7-91
56	52.11	Corrie Roovers(HOL)	7-25-91
57	54.09	Corrie Roovers(HOL)	6-12-93
	65.79	Marion Coffee(TX)	7-16-95
58	54.58	Corrie Roovers(HOL)	10-13-93
59	55.20	Jean Hulls(GBR)	7-11-98
60	53.05	Betty Vosburgh(GA)	5-27-91
	56.80	Corrie Roovers(HOL)	7-16-95
61	58.59	Betty Vosburgh(GA)	7-6-91
	58.88	Asta Larsson(SWE)	10-13-93
62	60.00	Betty Vosburgh(GA)	8-15-92
	68.08	Corrie Roovers(HOL)	7-20-97
63	57.54	Barbara Jordan(VT)	8-13-98
	65.03	Corrie Roovers(HOL)	9-12-98
64	64.46	Barbara Jordan(VT)	8-28-99
	67.40	Gerd Mjeldel(NOR)	7-20-97
65	65.67	Leonore McDaniels(VA)	8-15-92
	66.9	Isabella Hofmeyr(RSA)	10-13-93
66	62.45	Leonore McDaniels(VA)	7-17-93
67	66.90	Betty Vosburgh(GA)	8-9-97
	72.56	Isabella Hofmeyr(RSA)	7-16-95
69	67.97	Leonore McDaniels(VA)	7-16-95
	87.78	Isabella Hofmeyr(RSA)	7-20-97
70	70.38	Patricia Peterson(NY)	7-8-95
	76.50	Isabella Hofmeyr(RSA)	5-28-99
71	68.82	Leonore McDaniels(VA)	8-1-98
		Isabella Hofmeyr(RSA)	8-1-99

HIGH JUMP

35	6'4 1/2"	1.94 Y. Panikarovskikh(RUS)	2-8-95
	6'2	1.88 Cindy Greiner(US)	6-20-92
36	6'3 1/2"	1.92 Y. Panikarovskikh(RUS)	7-4-96
	6'1 1/4"	1.86 Jane Frederick(CA)	6-15-88
37	6'2 3/4"	1.90 Y. Panikarovskikh(RUS)	2-10-97
	5'10 1/2"	1.79 Jane Frederick(CA)	6-13-89
38	6'2 1/4"	1.89 Y. Panikarovskikh(RUS)	2-14-98
	5'1 1/2"	1.56 Theresa Haynes(WA)	7-18-95
39	5'7"	1.70 Jenny Brown(GBR)	9-16-98
	5'7"	1.70 Ellen Munding(GER)	9-17-94
	5'2 1/4"	1.70 Alena Plischke(AUT)	11-29-87
40	5'7 3/4"	1.58 Martha Mendenhall(WA)	6-28-98
	5'11"	1.72 Carmen Karg(URS)	7-18-95
	5'11"	1.55 Phil Raschker(GA)	7-11-87
41	5'7 3/4"	1.72 Debbie Brill(CAN)	2-25-95
	5'4 1/2"	1.64 Phil Raschker(GA)	9-17-88
42	5'6 1/4"	1.68 Carmen Karg(RUS)	7-26-97
	5'3 3/4"	1.62 Phil Raschker(GA)	5-20-89
43	5'9"	1.75 Debbie Brill(CAN)	8-10-96
	5'1 3/4"	1.57 Phil Raschker(GA)	8-3-90
44	5'7 3/4"	1.72 Debbie Brill(CAN)	8-9-97
	4'11 1/2"	1.51 Phil Raschker(GA)	3-24-91
45	5'8 3/4"	1.75 Debbie Brill(CAN)	6-20-98
	4'11"	1.50 Phil Raschker(GA)	5-23-92
46	5'9 1/4"	1.76 Debbie Brill(CAN)	8-6-99
	5'3"	1.60 Phil Raschker(GA)	8-11-93
47	5'1 3/4"	1.57 Phil Raschker(GA)	3-5-94
48	5'2 1/4"	1.58 Phil Raschker(GA)	2-25-95
49	5'1"	1.55 Weia Reinboud(HOL)	8-6-99
	5'0 1/4"	1.53 Phil Raschker(GA)	3-17-96

50	5'1"	1.55 Phil Raschker(GA)	5-25-97
	5'0 1/4"	1.53 Renate Vogel(GER)	7-18-95
	4'4 1/2"	1.33 Christel Miller(CA)	3-29-86
52	4'9 1/2"	1.46 Phil Raschker(GA)	8-28-99
53	4'11 1/2"	1.51 Renate Vogel(GER)	7-26-97
	4'4"	1.32 Christel Miller(CA)	7-16-88
54	4'9"	1.45 Taisija Tsentsik(URS)	8-3-89
	4'4"	1.32 Christel Miller(CA)	7-21-89
55	4'8 1/4"	1.43 Taisija Tsentsik(URS)	7-23-91
	4'2 3/4"	1.29 Christel Miller(CA)	8-2-90
56	4'7"	1.40 F. Kummerle-vaik(GER)	6-8-97
	4'5"	1.34 Kathy Bergen(CA)	11-16-96
57	4'7"	1.40 Ursula Stelling(GER)	9-16-98
	4'2"	1.27 Christel Miller(CA)	7-12-92
58	4'6 1/4"	1.38 C. Schmalbruch(GER)	7-18-95
	4'1 1/2"	1.26 Christel Miller(CA)	8-12-93
59	4'5"	1.35 C. Schmalbruch(GER)	7-26-96
	4'2"	1.27 Barbara Cleveland(FL)	5-8-99
60	4'6 1/4"	1.38 C. Schmalbruch(GER)	8-15-97
	4'1 3/4"	1.26 Christel Miller(CA)	7-12-95
61	4'4"	1.32 C. Schmalbruch(GER)	9-16-98
62	4'3 1/4"	1.23 Christel Miller(CA)	5-26-96
	4'2"	1.30 C. Schmalbruch(GER)	8-6-99
63	4'3 1/4"	1.27 Christel Miller(CA)	10-4-97
	4'1 1/4"	1.30 Rosemary Chrimies(GBR)	3-1-97
	4'1 1/4"	1.25 Leonore McDaniels(VA)	3-24-91
	4'1 1/4"	1.25 Christel Miller(CA)	8-1-98
64	4'1 1/4"	1.25 Leili Kaas(EST)	8-6-99
	4'1"	1.24 Leonore McDaniels(VA)	5-2-92
65	4'2"	1.27 Leonore McDaniels(VA)	8-11-93
	3'11 3/4"	1.21 Leonore McDaniels(VA)	5-7-94
66	3'11 1/4"	1.20 Leonore McDaniels(VA)	7-7-95
67	3'11 1/4"	1.20 Daphne Pirie(AUS)	8-6-99
68	3'11 1/4"	1.20 Christa Happ(GER)	9-16-98
69	3'11 1/4"	1.15 Leonore McDaniels(VA)	3-31-96
	3'11 1/4"	1.20 Leonore McDaniels(VA)	8-9-97
	3'11 1/4"	1.20 Christa Happ(GER)	8-6-99
	3'11 1/4"	1.20 Helgi Pedel(CAN)	8-14-93
70	4'0"	1.22 Leonore McDaniels(VA)	5-9-98
71	3'10"	1.17 Leonore McDaniels(VA)	5-8-99
72	3'8 1/2"	1.13 Helgi Pedel(CAN)	3-9-96
	3'5 1/4"	1.05 Margaret Hinton(TX)	8-5-94
73	3'9 3/4"	1.16 Helgi Pedel(CAN)	5-31-97
	3'5"	1.04 Mary Bowermaster(OH)	8-3-90
74	3'7 1/4"	1.10 Helgi Pedel(CAN)	9-12-98
	3'5 1/4"	1.05 Margaret Hinton(TX)	8-10-96
75	3'7 1/4"	1.10 Helgi Pedel(CAN)	8-6-99
	3'3 3/4"	1.01 Margaret Hinton(TX)	8-17-96
	3'4"	1.01 Vivian Nelson(PA)	7-3-88
76	3'1 3/4"	0.96 Annchen Reile(GER)	7-23-91
	3'1 1/4"	0.95 Margaret Hinton(TX)	8-1-98
77	3'4 1/2"	1.03 Berta Hielscher(GER)	9-20-86
	3'3 1/4"	1.00 Margaret Hinton(TX)	3-27-99
78	3'4 1/2"	1.03 Berta Hielscher(GER)	6-27-87
	2'11 1/2"	0.90 Mary Bowermaster(OH)	3-31-96
79	3'1 1/2"	0.95 Berta Hielscher(GER)	11-28-87
80	3'0 1/4"	0.92 Olga Kotelko(CAN)	8-6-99
	2'11"	0.89 Shiela Evans(IN)	7-7-95
81	2'11 1/2"	0.90 Mary Bowermaster(OH)	8-13-98
82	3'0 1/2"	0.93 Mary Bowermaster(OH)	8-28-99
83	2'5 1/2"	0.75 Dorothy Bavaro(NY)	8-13-98
85	2'7 1/2"	0.80 Margareta Sarvana(FIN)	1-26-94

POLE VAULT

35	12'9 1/2"	3.90 Cassandra Kelly(NZL)	9-19-98
	11'7"	3.53 Sue Dimarco(CA)	7-11-98
36	11'1 3/4"	3.40 Cassandra Kelly(NZL)	8-3-99
	10'6"	3.20 Sue Dimarco(CA)	10-3-99
37	11'9 3/4"	3.60 Allison Davies(GBR)	7-29-98
	9'4 1/4"	2.85 Cathryn Cole-Dow(WA)	8-10-98
38	10'6"	3.20 Cathryn Cole-Dow(WA)	7-17-99
39	11'5 3/4"	3.50 Carla Forcellini(ITA)	8-3-99
40	10'6"	3.20 Jennifer Cummane(GBR)	10-8-97
	10'6"	3.20 Dawn Hartigan(AUS)	3-8-97
	7'2 1/2"	2.20 Donna Schultz(OR)	8-10-98
41	11'1 3/4"	3.40 Dawn Hartigan(AUS)	2-7-98
	8'6 1/4"	2.60 Donna Schultz(OR)	6-19-99
42	9'2 1/4"	2.80 Jennifer Cummane(GBR)	8-3-99
	8'1"	2.46 Phil Raschker(GA)	7-30-89
43	8'6"	2.59 Phil Raschker(GA)	8-4-90
44	9'10 1/4"	3.00 Phil Raschker(GA)	7-6-91
45	9'4 1/4"	2.85 Phil Raschker(GA)	5-30-92
46	10'3 3/4"	3.14 Phil Raschker(GA)	10-10-93

47	11'1"	3.38 Phil Raschker(GA)	5-17-94
48	10'10"	3.30 Phil Raschker(GA)	6-16-95
49	10'10 1/4"	3.31 Phil Raschker(GA)	3-17-96
50	10'2"	3.10 Phil Raschker(GA)	4-24-97
51	8'10 1/4"	2.70 Petra Pietersen(RSA)	7-16-95
	7'2 3/4"	2.20 Barbara Stewart(NY)	9-11-93
52	10'2 1/2"	3.11 Phil Raschker(GA)	6-8-99
53	7'10 1/2"	2.40 Petra Pietersen(RSA)	7-22-97
	7'2 3/4"	2.20 Barbara Stewart(NY)	3-4-95
54	8'8 1/4"	2.65 Joy McDonald(FL)	7-8-95
55	8'2 3/4"	2.51 Joy McDonald(FL)	4-6-96
56	8'4 3/4"	2.56 Joy McDonald(FL)	4-5-97
57	8'0 1/2"	2.45 Becky Sisley(OR)	8-18-96
58	8'2 1/2"	2.50 Becky Sisley(OR)	6-7-97
59	8'0"	2.44 Becky Sisley(OR)	7-2-98
60	7'8 3/4"	2.36 Kimiko Nakamura(JPN)	8-23-98
	7'8 1/2"	2.35 Becky Sisley(OR)	4-11-99
61	7'2 1/2"	2.20 Kimiko Nakamura(JPN)	8-3-99
	6'2 3/4"	1.90 Sue Tunnicliff(OK)	8-10-98
62	6'2 3/4"	1.90 Midori Yamamoto(JPN)	5-25-97
	6'0"	1.83 Evelyn Wright(MD)	6-19-99

38	177'6	54.10 Carol Finsrud(TX)	4-20-94
	221'9	67.60 Ellina Zvereva(BLR)	6- -99
	185'3	56.46 Carol Finsrud(TX)	5- 6-95
39	204'8	62.38 Helgi Parts(URS)	9-16-76
	174'8	53.24 Carol Finsrud(TX)	5-18-96
40	199'9	60.88 Zdenka Silhava(CZE)	6-18-94
	174'10	53.30 Carol Finsrud(TX)	3-28-97
41	206'5	62.92 Helgi Parts(URS)	10- 4-78
	149'4	45.51 Carol Finsrud(TX)	9- 5-98
42	201'7	61.44 Helgi Parts(URS)	9-21-79
	176'6	53.81 Carol Finsrud(TX)	8-27-99
43	209'0	63.70 Helgi Parts(URS)	10- 2-80
	131'4	40.04 J. Fonda Wilson(CA)	5-11-96
44	204'7	62.35 Zdenka Silhava(CZE)	6-16-98
	120'1	36.60 Joan Stratton(CA)	7- 6-96
45	197'6	60.20 Zdenka Silhava(CZE)	6-27-99
	111'10	34.08 Joan Stratton(CA)	10-11-97
46	158'3	48.24 Odete Domingos(BRA)	1-10-81
	107'8	32.82 Joan Stratton(CA)	5-23-98
47	192'2	58.58 Helgi Parts(URS)	9-29-84
	105'4	32.10 April Capwill(PA)	7-31-98
48	146'10	44.76 A. Chatrine Ruhlow(GER)	7-20-85
	106'1	32.34 Vanessa Hilliard(F.)	7- 8-89
49	150'0	45.72 A. Chatrine Ruhlow(GER)	5-24-86
	96'7 3/4	29.46 Vanessa Hilliard(FL)	8- 3-90
50	149'2	45.48 Ingrid Miller(SWE)	9- 6-92
	112'4	34.24 Vanessa Hilliard(FL)	7- 6-91
51	151'11	46.30 Odete Domingos(BRA)	7-13-86
	105'5	32.14 Vanessa Hilliard(FL)	8-15-92
52	157'8	48.06 Odete Domingos(BRA)	6-23-87
	91'4	27.84 Joanne Grissom(IN)	7- 6-91
53	138'1	42.08 Karen Illgen(GER)	4- 9-94
	123'0	37.50 Vanessa Hilliard(FL)	5- 7-94
54	133'1	40.56 Karen Illgen(GER)	9-16-95
	124'7	37.98 Vanessa Hilliard(FL)	6-17-95
55	134'3	40.92 Karen Illgen(GER)	7-21-96
	123'4	37.60 Vanessa Hilliard(FL)	4- 5-97
56	136'3	41.54 Karen Illgen(GER)	9-10-97
	121'9	37.12 Vanessa Hilliard(FL)	4-26-97
57	142'3	43.36 Tamara Daniilova(URS)	8-10-96
	100'8	30.68 Bernice Holland(OH)	6-30-84
58	132'3	40.32 Karen Illgen(GER)	8- 3-85
	93'6	28.50 Bernice Holland(OH)	9- 5-93
59	132'10	40.50 Susanne Wissinger(GER)	9- 5-93
	92'11 3/4	28.34 Bernice Holland(OH)	7- 4-97
60	128'2	39.08 A. Chatrine Ruhlow(GER)	6-27-87
	90'4	27.53 Bernice Holland(OH)	6-18-95
61	126'9	38.64 Susanne Wissinger(GER)	6-18-95
	90'5 1/2	27.57 Erika Messner(FL)	10-19-96
62	120'3	36.66 Susanne Wissinger(GER)	10-13-96
	91'1 3/4	27.78 Bernice Holland(OH)	8- 4-89
63	120'7	36.76 Susanne Wissinger(GER)	5-25-97
	91'1	27.76 Bernice Holland(OH)	8- 3-90
64	117'4	35.77 Susanne Wissinger(GER)	6-20-98
	89'3	27.20 Bernice Holland(OH)	7- 6-91
65	112'8	34.34 Rosemary Chrimes(GBR)	6-14-98
	90'10	27.68 Bernice Holland(OH)	7-11-92
66	109'2	33.27 Rosemary Chrimes(GBR)	8- 3-99
	88'0 3/4	26.84 Bernice Holland(OH)	6-12-93
67	98'4 1/4	29.98 Marianne Hamm(GER)	7-15-95
	88'3	26.90 Bernice Holland(OH)	8- 5-94
68	83'2	25.35 Annschen Reile(GER)	9-25-83
	74'2 1/2	22.62 Bernice Holland(OH)	5- 6-95
69	92'0	28.04 Marianne Hamm(GER)	9- 3-97
	68'17	20.90 Helen Stephens(MD)	6-27-87
70	90'4	27.54 Marianne Hamm(GER)	7-31-98
	73'11 1/2	22.54 Bernice Holland(OH)	7-22-97
71	80'11	24.66 Annschen Reile(GER)	10-11-86
	71'9	21.88 Bernice Holland(OH)	7- 5-98
72	79'1 3/4	24.12 Annschen Reile(GER)	6-25-88
	73'0	22.26 Bernice Holland(OH)	9-11-99
73	81'2	24.74 Annschen Reile(GER)	7- 9-89
	61'1	18.62 Edith Mendyk(CA)	6- 9-84
74	76'7 3/4	23.36 Annschen Reile(GER)	7-22-89
	56'4 1/2	17.18 E. Hagamann(MA)	7-15-95
75	75'1	22.88 Annschen Reile(GER)	9-23-90
	58'4 3/4	17.80 Betty Jarvis(NC)	7- 6-91
76	73'7	22.44 Annschen Reile(GER)	8- 3-91
	55'4 1/2	16.88 Betty Jarvis(NC)	5- 2-92
77	70'6	21.50 Annschen Reile(GER)	10-18-92
	54'6	16.61 Margaret Hinton(TX)	8-19-98
78	72'5	22.08 Annschen Reile(GER)	6-12-94
	55'8 1/4	16.97 Betty Jarvis(NC)	9-25-93
79	66'11 1/4	20.40 Annschen Reile(GER)	7-15-95
	50'8	15.44 Betty Jarvis(NC)	5- 6-95

80	67'3	20.50 Birgit Nyhed(SWE)	6-26-92
	45'5 1/4	13.85 Betty Jarvis(NC)	5- 3-96
81	63'1	19.22 Annschen Reile(GER)	5-20-97
	48'0 1/2	14.64 Betty Jarvis(NC)	9-21-96
82	60'8 1/4	18.50 Annschen Reile(GER)	7-22-97
	48'9	14.86 Betty Jarvis(NC)	8- 8-97
83	57'3	17.45 Annschen Reile(GER)	9-12-98
	44'9	13.65 Betty Jarvis(NC)	7-31-98
84	54'7	16.65 Annschen Reile(GER)	8- 3-99
	48'7	14.82 Betty Jarvis(NC)	8-27-99
85	45'3 1/4	13.80 Irja Sarnama(FIN)	7-26-91
	19'2	5.84 Marilla Salisbury(CA)	8-13-93
86	19'6	5.94 Marilla Salisbury(CA)	9-18-93
87	40'2	12.24 Ruth Frith(AUS)	7-22-97
88	45'8	13.92 Ruth Frith(AUS)	1- 3-98
89	40'8	12.39 Ruth Frith(AUS)	8- 3-99

Pending marks

39	p179'4	54.66 Carol Finsrud(TX)	- -96
85	p20'	6.10 Hattie Singleton(US)	10-13-99

HAMMER THROW (4kg)

35	195'2	59.50 Lyubov Karpova(RUS)	8- 6-93
	126'10	38.66 Joan Stratton(CA)	4-25-87
36	196'1	59.78 Lyubov Karpova(RUS)	7- 3-94
	139'5	42.50 Denise Houseman(NH)	7-30-98
37	202'4	61.68 Lyubov Karpova(RUS)	9- 4-94
	157'7	48.04 Marilyn Senz(NC)	8-16-98
38	142'7	43.46 Marilyn Senz(NC)	6- 6-99
39	165'9	50.52 Carol Finsrud(TX)	9-14-96
40	141'6	43.12 Waltraud Knapp(GER)	7- 2-95
	132'3	40.32 Joan Stratton(CA)	5-23-92
41	152'0	46.34 M. Duss-mueller(SUI)	7-31-99
	137'8	41.96 M. Mechlenburg(WA)	8-16-98
42	140'0	42.68 Lisa Kirsch(AUS)	2-19-95
	134'2	40.90 Carol Finsrud(TX)	8-26-99
43	138'2	42.12 Inge Faldager(DEN)	7-19-91
	124'5	37.92 Joan Stratton(CA)	7-24-95
44	150'6	45.88 Annie Bellanger(FRA)	9-13-95
	123'5	37.62 Joan Stratton(CA)	4-27-96
45	150'1	45.76 Annie Bellanger(FRA)	7- 6-96
	126'2	38.46 Joan Stratton(CA)	7-19-97
46	148'10	45.36 Inge Faldager(DEN)	6-10-94
	121'1	36.90 Joan Stratton(CA)	8-21-98
47	144'2	43.94 Inge Faldager(DEN)	7-21-95
	99'9	30.40 April Capwill(PA)	10-18-98
48	143'6	43.74 Annie Bellanger(FRA)	7-31-99
	105'0	32.02 Brenda Bloomfield(SC)	7- 7-90
49	141'2	43.04 Inge Faldager(DEN)	7-19-97
	100'0	30.48 Brenda Bloomfield(SC)	6-22-91
55	119'0	36.28 Janice Davies(AUS)	10-12-97
56	115'1	35.09 Gudrun S Mellmann(GER)	6- 7-98

Pending marks

35	p141'2	43.04 Debbie Lancashire(NC)	5- 8-99
38	p145'9	44.43 Diane Smith(GBR)	9-14-98


HAMMER THROW (3kg)

50	168'6	51.36 Inge Faldager(DEN)	9-14-98
	139'10	42.62 Vanessa Hilliard(FL)	5-25-91
51	164'0	50.00 Inge Faldager(DEN)	7-31-99
	122'0	37.18 Vanessa Hilliard(FL)	5-16-92
52	167'8	51.10 M. Parvianen(AUS)	1- 4-97
	101'5	30.92 Joanne Grissom(IN)	7- 4-91
53	169'8	51.72 M. Parvianen(AUS)	4- 9-98
	139'5	42.50 Vanessa Hilliard(FL)	4-15-95
54	159'8	48.66 Janice Davies(AUS)	4- 5-96
	158'1	48.18 Vanessa Hilliard(FL)	4-13-96
55	162'3	49.46 Vanessa Hilliard(FL)	4- 5-97
56	155'6	47.40 Vanessa Hilliard(FL)	5-10-97
57	146'11	44.78 Evaun B. Williams(GBR)	7- 7-95
	109'6	33.37 Annie Lands(NY)	7-30-98

58	133'11	40.82 Antonina Ivanova(URS)	7-19-91
	128'10	39.26 Vanessa Hilliard(FL)	8-26-99
59	145'2	44.24 Evaun B. Williams(GBR)	7-19-97
	105'6	32.15 Carol Young(MI)	5- 8-99
60	144'11	44.18 Jutta Schaefer(GER)	10-11-92
	97'3 1/4	29.65 Erika Messner(FL)	4- 8-96
61	134'2	40.89 Evaun B. Williams(GBR)	7-31-99
	98'0	29.87 Erika Messner(FL)	5-10-97
62	138'5	42.20 Jutta Schaefer(GER)	10-16-94
	92'2 1/4	28.10 Sally Polk(NM)	9- 5-92
63	151'0	46.04 Jutta Schaefer(GER)	7-21-95
	92'7	28.21 Erika Messner(FL)	5- 8-99
64	149'1	45.44 Jutta Schaefer(GER)	4-27-96
	89'0 1/2	27.14 Bernice Holland(OH)	9-22-91
65	145'7	44.38 Jutta Schaefer(GER)	8-17-97
	87'10 1/4	26.78 Judy Featherstone(NM)	8- 7-97
66	137'10	42.02 Jutta Schaefer(GER)	8- 1-98
	86'7	26.39 Judy Featherstone(NM)	7-30-98
67	117'10	35.92 Jutta Schaefer(GER)	7-31-99
	82'5 3/4	19.04 Lucille Sampson(OH)	5- 6-95
68	98'6 3/4	30.04 Ilse Bellin(GER)	8- 5-89
	82'4	25.09 Lucille Sampson(OH)	8- 3-96
69	98'3	29.96 Marianne Barth(GER)	4-22-95
	73'10 3/4	22.52 Bernice Holland(OH)	9- 8-96
70	100'5	30.61 Ilse Bellin(GER)	10-20-91
	72'6	22.10 E. Hagamann(MA)	7-13-91
71	99'10	30.44 Ilse Bellin(GER)	8-22-92
	75'5	22.98 Bernice Holland(OH)	7- 5-98
72	93'9	28.58 Ilse Bellin(GER)	7- 7-93
	80'5	24.51 Bernice Holland(OH)	9-11-99
73	87'7	26.71 Tyne Vuorinen(FIN)	7-31-99
	65'8	20.01 E. Hagamann(MA)	6-26-94
74	80'4	24.48 Kaija Jortikka(FIN)	9-14-98
	67'11 3/4	20.72 E. Hagamann(MA)	7-21-95
75	79'11	24.36 Ilse Bellin(GER)	8-18-96
	56'7 1/4	17.25 Betty Jarvis(NC)	7- 4-91
76	78'2	23.82 Gwen Davidson(AUS)	3-14-99
	64'2	19.56 E. Hagamann(MA)	5- 2-97
77	67'5 1/2	20.56 Annschen Reile(GER)	10-11-92
	53'8	16.36 Betty Jarvis(NC)	8-13-92
78	63'1	19.24 Annschen Reile(GER)	9-11-93
	59'6 1/4	18.14 Betty Jarvis(NC)	8-11-93
79	65'7 1/2	20.00 Ruth Frith(AUS)	8- 5-89
	55'3 3/6	16.86 Betty Jarvis(NC)	8-12-94
80	62'8 3/4	19.12 Ruth Frith(AUS)	4-13-90
	37'3 1/4	11.36 Betty Jarvis(NC)	5- 3-96
81	65'9	20.04 Annschen Reile(GER)	7-25-96
	50'11	15.52 Betty Jarvis(NC)	8-21-96
82	59'2	18.04 Annschen Reile(GER)	8-17-97
	46'8 3/4	14.24 Betty Jarvis(NC)	8- 7-97
83	52'1	15.89 Annschen Reile(GER)	8- 1-98
	51'2	15.59 Betty Jarvis(NC)	7-30-98
84	53'6	16.30 Annschen Reile(GER)	7-31-99
	48'10	14.88 Betty Jarvis(NC)	7-31-99
85	59'11	18.26 Ruth Frith(AUS)	7-21-95
87	46'9 1/2	14.26 Ruth Frith(AUS)	7-19-97
89	47'3	14.40 Irja Sarnama(FIN)	6-16-95

JAVELIN THROW (600g)

35	219'10	67.00 Tuula Laaksalo(FIN)	9-10-88
	203'7	62.06 Karin Smith(CA)	5-14-91
36	212'10	64.88 Tessa Sanderson(GBR)	7-10-92
	197'11	60.32 Karin Smith(CA)	9- 1-91
37	201'4	61.38 Ingrid Thyssen(GER)	5-28-93
	158'3	48.24 Jane Frederick(CA)	4- 7-89
38	196'11	60.02 Ingrid Thyssen(GER)	8-13-94
	132'10	40.50 Lurline Struppeck(LA)	5-25-85
39	186'10	56.96 Ingrid Thyssen(GER)	7-22-95
	117'4	35.78 Lurline Struppeck(LA)	8-23-85
40	210'2	64.06 Tessa Sanderson(GBR)	7-12-96
	127'0	38.72 Lurline Struppeck(LA)	5-30-87
41	189'9	57.84 Tessa Sanderson(GBR)	8- 9-97
	146'5	44.64 Erlinda Lavandia(PA)	10- 9-93
42	167'8	51.12 Dana Zatopkova(CZE)	9-19-64
	143'0	43.58 Kate Schmidt(CA)	8-15-96
43	158'6	48.32 Almut Broemmel(GER)	7- 1-78
	142'10	43.54 Erlinda Lavandia(PA)	7-21-95



SUZU HESS
Evelyn Wright, W60, Maryland Masters TC, scoring points in the hammer to help her women's team to take the Women's Team Trophy, Hayward Masters Classic, Eugene, Ore., June 19-20.

JAVELIN THROW

(400g)

50	143'6	43.74 Heidi Haase(GER)	6-25-94
	114'0	34.74 Karen Huff(IL)	9-20-92
51	159'4	48.56 Mary Thomas(AUS)	7-21-95
	118'7	36.14 Becky Sisley(OR)	8- 4-90
52	150'9	45.94 Elvira Ozolina(LAT)	7- 1-92
	106'9	32.54 Becky Sisley(OR)	6-22-91
53	148'6	45.26 Renate Vogel(GER)	8-17-97
	108'9	33.14 Becky Sisley(OR)	8-16-92
54	146'10	44.76 G. Schonauer(AUT)	7-20-91
	105'5	32.14 Becky Sisley(OR)	7-30-93
55	151'2	46.08 G. Schonauer(AUT)	8-29-92
	105'1	32.04 Becky Sisley(OR)	7-23-94
56	132'6	40.38 G. Schonauer(AUT)	10- 9-93
	105'10	32.26 Becky Sisley(OR)	7- 6-95
57	140'2	42.74 G. Schonauer(AUT)	9- 3-94
	107'6	32.78 Becky Sisley(OR)	7-13-96
58	139'5	42.50 G. Schonauer(AUT)	10-15-95
	114'3	34.82 Becky Sisley(OR)	7-10-97
59	137'3	41.84 G. Schonauer(AUT)	5-25-96
	105'9	32.23 Becky Sisley(OR)	6-27-98
60	135'5	41.28 G. Schonauer(AUT)	7-12-97
	103'9	31.62 Becky Sisley(OR)	8- 4-99
61	132'11	40.52 G. Schonauer(AUT)	9-16-98
	92'7 1/2	28.23 Christel Miller(CA)	10-13-96
62	127'3	38.78 G. Schonauer(AUT)	9-25-99
	85'8 1/4	26.12 Bernice Holland(OH)	7-29-89
63	120'2	36.64 Birute Kalediene(URS)	7-24-96
	90'8	27.64 Christel Miller(CA)	8- 1-98
64	116'3	35.44 Birute Kalediene(URS)	7-23-97
	92'6	28.20 Erika Messner(FL)	8-28-99
65	113'2	34.49 Birute Kalediene(URS)	9-16-98
	88'0	26.82 Mavis Lorenz(MT)	6-20-92
66	99'1 3/4	30.22 Rachel Hanssens(BEL)	7-21-95
	86'4	26.31 Mavis Lorenz(MT)	8-12-93
67	96'3 1/4	29.34 Rachel Hanssens(BEL)	7-24-96
	90'0 1/4	27.44 Mavis Lorenz(MT)	8-11-94
68	83'7 1/4	25.48 Rachel Hanssens(BEL)	7-23-97
	77'2 3/4	23.54 Bernice Holland(OH)	7-21-95
69	85'9	26.13 Rachel Hanssens(BEL)	9-16-98
	79'11 3/4	24.38 Mavis Lorenz(MT)	8-23-96
	70	28.20 Joan Ogden(GBR)	8-24-97
	78'9	24.00 Mavis Lorenz(MT)	8- 8-97
71	79'6 1/4	24.24 Elva Meri(CAN)	5- 2-92
	71'8	21.84 Edith Mendyka(CA)	3-13-82
72	81'5 1/4	22.82 Hanna Gelbrich(GER)	6-22-85
	72'7	22.12 Edith Mendyka(CA)	5-14-83
73	77'11 3/4	23.77 Hanna Gelbrich(GER)	7-30-86
	73'8	22.45 Edith Mendyka(CA)	5-12-84
74	77'4 1/4	23.58 Hanna Gelbrich(GER)	12- 1-87
	67'11	20.70 Hanna Gelbrich(GER)	7- 1-88
75	74'5 3/4	22.72 Edith Mendyka(CA)	5-31-86
	68'0	22.56 Hanna Gelbrich(GER)	7-29-89
76	73'11 1/2	22.56 Hanna Gelbrich(GER)	6-20-87
	65'8	20.01 Edith Mendyka(CA)	6-30-90
77	75'6 1/4	23.02 Hanna Gelbrich(GER)	6-30-90
	59'11	18.26 Edith Mendyka(CA)	2-21-88
78	74'5 3/4	22.70 Hanna Gelbrich(GER)	7-20-91
	57'6 1/2	17.54 Edith Mendyka(CA)	7-29-89
79	59'0 3/4	18.00 Irja Sarnama(FIN)	6-22-85
	43'0 1/2	13.12 Betty Jarvis(NC)	7-21-95
80	65'2	19.86 Hanna Gelbrich(GER)	10- 9-93
	41'7	12.67 Katharine Gradick(FL)	8- 1-98
81	56'2	17.12 Irja Sarnama(FIN)	9-20-92
	48'0 1/2	14.64 Edith Mendyka(CA)	8-31-87
82	49'5	15.06 Irja Sarnama(FIN)	12- 1-87
	38'5	11.71 Mary Bovermaster(OH)	8-28-99
83	41'11	12.77 Annschen Reile(GER)	9-16-98
	35'7	10.86 Betty Jarvis(NC)	8- 1-98
84	40'6	12.35 Annschen Reile(GER)	8- 4-99
	33'8	10.27 Betty Jarvis(NC)	8-28-99
85	45'1	13.74 Irja Sarnama(FIN)	7-20-91
	19'5 1/4	5.92 Marilla Salisbury(CA)	8-12-93
	21'4 1/4	6.51 Marilla Salisbury(CA)	9-19-93
	14'5 1/4	4.40 Sarah Packham(GBR)	11- 5-90
88	36'5	11.11 Ruth Frith(AUS)	3-28-98
89	32'6	9.90 Ruth Frith(AUS)	8- 4-99

Pending marks
79 p43'11

13.13 Sylvia Swartz(NY) 7-14-91

20# WEIGHT THROW

35	26'5	8.05 Sandra Stepp(CA)	6-16-85
36	40'8 3/4	12.41 V. Rosemary Hill(NZL)	3- 9-96
	38'7	11.76 Joan Stratton(CA)	7- 2-88
37	55'0 3/4	16.78 Marilyn Senz(NC)	12- 4-98
38	41'0 1/2	12.51 Sarah Boslaugh(NY)	2-11-95
39	42'5	12.93 Carol Finsrud(TX)	5-18-96
40	39'11 1/4	12.17 Joan Stratton(CA)	2-15-92
41	43'0 3/4	13.38 Carol Finsrud(TX)	9- 5-98
42	36'6 3/4	11.14 Joan Stratton(CA)	9-18-94
43	40'2 3/4	12.26 Joan Stratton(CA)	6-10-95
44	40'7 1/2	12.38 Joan Stratton(CA)	3-31-96
45	39'11 1/2	12.18 Joan Stratton(CA)	2-16-97
46	30'5 3/4	9.29 Pauline Thomas(WA)	2-26-95
47	38'5 1/2	11.72 Denise Palmer(AUS)	4- 3-99
	29'10 3/4	9.11 April Capwill(PA)	3-27-98
48	39'10 1/2	12.15 Christine Schultz(AUS)	4- 3-99
	33'0	10.06 Pauline Thomas(WA)	8-16-97
49	38'4 3/4	11.70 Vanessa Hilliard(FL)	3-24-91
54	44'7 1/2	13.60 Vanessa Hilliard(FL)	12-30-95
56	22'4 1/2	6.82 Anne Cirulnicu(NY)	3-17-91
60	26'1	7.95 Erika Messner(FL)	4- 7-96
61	21'11	6.68 Erika Messner(FL)	4- 5-97
69	17'9 1/2	5.42 Lillian Snaden(SC)	10-16-98
70	21'9 1/2	6.64 E. Hagamann(MA)	3-17-91
82	15'2 3/4	4.64 Rubye Fowler(TN)	9-21-91

Pending marks

35 p31'0 9.45 Susan Kruger(RSA) 10- 2-83
71 p8'7i 2.61 Beryl Slinger(OH) 1- 5-85

16# WEIGHT THROW

50	48'11	14.91 Vanessa Hilliard(FL)	12-29-91
51	44'1 1/2	13.45 Janice Davies(AUS)	11- 8-92
	40'6 1/4	12.35 Joanne Grissom(IN)	3-24-90
52	35'2	10.72 Brenda Bloomfield(SC)	5- 7-94
53	49'9	15.16 Vanessa Hilliard(FL)	4- 9-95
54	54'10 3/4	16.73 Vanessa Hilliard(FL)	4-13-96
55	55'8 1/2	16.98 Vanessa Hilliard(FL)	5-18-96
56	54'4	16.56 Vanessa Hilliard(FL)	5-10-97
57	45'2 1/4	13.77 Janice Davies(AUS)	4- 3-99
	39'9 1/2	12.13 Joanne Grissom(IN)	9-10-95
58	37'1	11.30 Joanne Grissom(IN)	9- 8-96
59	47'10 1/2	14.59 Helen Searle(AUS)	4- 3-99
	34'6 1/4	10.52 Erika Messner(FL)	4- 8-95
60	35'5 1/4	10.80 Erika Messner(FL)	4- 8-96
61	36'2 3/4	11.04 Erika Messner(FL)	5-10-97
62	30'4 1/4	9.25 Sally Polk(NM)	9- 5-92
63	36'11 1/2	11.26 Joyce Schmidt(AUS)	4- 3-99
	36'1 1/4	11.00 Erika Messner(FL)	5- 8-99
64	38'8 3/4	11.80 Valerie Worrell(AUS)	4- 3-99
	29'6	8.99 Bernice Holland(OH)	9- 8-91
65	37'7 1/4	11.46 Heather Doherty(AUS)	4- 3-99
	29'10 1/4	10.10 Audrey Lary(MD)	6-19-99
66	32'11	9.13 Lydia Widera(AUS)	11- 8-92
	32'5 3/4	9.90 Bernice Holland(OH)	9-12-93
67	25'1 1/2	7.66 Lucille Sampson(OH)	5- 6-95
68	28'2 3/4	8.60 Colleen Blair(NZL)	4- 3-99
	25'0 3/4	7.64 Bernice Holland(OH)	9-10-95
69	24'1 3/4	7.36 Lillian Snaden(SC)	3-26-99
70	23'2 1/2	7.07 Lillian Snaden(SC)	9- 5-99
71	26'2 1/4	7.98 E. Hagamann(MA)	4- 4-92
72	27'7 1/2	8.42 E. Hagamann(MA)	3- 7-93
73	21'4	6.50 Elga Meri(CAN)	5- 7-94
	17'3 1/4	5.26 Johnnye Valien(CA)	3-26-99
74	21'0	6.40 B. Kleinschmidt(VA)	5- 3-96
	20'2 1/4	6.15 E. Hagamann(MA)	3-31-96
76	33'0 1/2	10.07 Gwen Davidson(AUS)	4- 3-99
	20'5	6.22 Betty Jarvis(NC)	5- 2-92
77	17'2 3/4	5.25 Melanie Reske(OR)	6-27-98
78	26'11 3/4	8.22 Betty Jarvis(NC)	9-25-93
79	18'9 1/2	5.73 Betty Jarvis(NC)	5- 6-95
80	19'5	5.92 Betty Jarvis(NC)	5- 3-96
81	15'4 3/4	4.69 Katharine Gradick(FL)	3-26-99
82	16'11 1/4	5.16 Rubye Fowler(TN)	9-21-91
83	17'4 3/4	5.30 Betty Jarvis(NC)	5- 8-99
89	19'11	6.07 Ruth Frith(AUS)	4- 3-99

Pending marks

85 p11'10 1/2 3.62 Hattie Singleton(US) 10-13-99

Men's Racewalking

3K WALK

35	11:24.29	Carlo Mattioli(ITA)	7-18-90
	p16:14.46i	Ed O'Connor(CT)	3-29-96
36	11:22.21	Dave Smith(AUS)	11-16-91
37	11:16.38	Dave Smith(AUS)	11-28-92
	11:29.87i	Jonathon Matthews(CA)	1-22-94
38	11:28.2	Willi Sawall(AUS)	3-15-80
	p14:55.24i	Tim Nichols(FL)	3-29-98
39	11:19.18	Jose Marin(ESP)	6- 9-89
	15:07.75i	Nick Manuzzi(CT)	3-29-99
40	11:45.80	Karl Degener(FRG)	8-17-83
	13:27y	Bob Keating(NH)	3-15-87
	p13:18y	Ray Funkhouser(NJ)	- - -
41	12:35i	Ray Funkhouser(NJ)	2-23-92
42	12:26	Ray Funkhouser(NJ)	1-10-93
43	12:32.39	Steve Pecinovsky(AR)	8- 9-98
44	12:09.3	Willi Sawall(AUS)	12- 5-85
	13:24	Gary Null(NY)	4-23-89
45	13:21i	Gary Null(NY)	12-29-90
46	13:20i	Gary Null(NY)	2-17-91
47	13:17i	Gary Null(NY)	3-22-92
	p13:14.82i	Brian Adams(GBR)	3- 1-97
48	13:00i	Don Denoon(IL)	2- 7-92
49	12:06	Gary Little(NZL)	11-23-91
	12:38.71i	Don Denoon(IL)	2-20-93
50	12:35.0i	Don Denoon(IL)	2- 5-94
51	12:18	Gary Little(NZL)	1-23-93
	14:22i	Jim Carmine(PA)	3-19-95
52	13:00	Gary Little(NZL)	3-20-94
	13:28.85i	Jim Carmine(PA)	3-31-96
53	12:50.27	Gary Little(NZL)	12- 8-95
	13:41.00i	Richard Friedlander(US)	3- 7-98
54	13:19.24i	Jim Carmine(PA)	3-29-98
55	13:00.00	Gary Little(NZL)	11-29-97
	14:22.40i	Ed Koucky(OR)	3-31-96
56	13:00.69	Gary Little(NZL)	1-17-98
	15:16i	Jack Boitano(CT)	3-18-89
57	14:30	Max Green(MI)	10-21-89
	p13:47.62	Gary Little(NZL)	- -99
58	14:24.53i	Paul Johnson(AK)	3-31-96
59	14:30	Max Green(MI)	7- 4-91
60	14:16	Murray Dickinson(AUS)	3-21-99
	14:34.28i	Dave Romansky(NJ)	3-29-99
61	15:56.2	Dave Romansky(NJ)	10-16-99
62	15:47i	Jack Bray(CA)	2-24-95
63	15:58y	Robert Mimm(NJ)	1-10-88
64	14:57.30i	Max Green(MI)	3-31-96
65	15:39.67i	George Chaplin(GB)	3- 2-96
	15:41.41i	Jack Bray(CA)	3-29-98
66	16:14.30i	George Chaplin(GB)	3- 1-97
	16:37	Alfred Dubois(WI)	6- 7-98
67	16:42.77i	Alfred Dubois(WI)	3-29-99
68	17:22i	George Heller(NY)	7-24-91
69	16:23.86	Jack Starr(DE)	2-22-98
70	17:03.33i	Jack Starr(DE)	3-29-99
	p16:58.73	Charles Colman(GBR)	7- 6-91
71	17:34.50i	William Flick(PA)	3-23-97
72	17:55.79i	William Flick(PA)	3-29-98
73	17:55.03i	William Flick(PA)	3-29-99
74	19:17y	Giulio Depetra(CA)	5-19-85
75	16:19.6	James Grimwade(GB)	7-12-87
	19:28y	Chesley Unruh(CA)	6-19-82
76	20:14.81i	Tim Dyas(NJ)	3-23-97
	p19:06	Ed Seeger(VA)	- - -
	p18:56.49i	Charles Colman(GBR)	3- 1-97
77	19:46i	Bill Talmdage(KY)	3-25-94
78	20:52y	Marion Bartels(IL)	3-15-87
79	22:47y	Byron Fike(OH)	2-22-87
80	17:41.4	James Grimwade(GB)	3-20-93
	21:39.16i	Bill Patterson(KY)	3-31-96
81	21:49	Byron Fike(OH)	10-21-89
82	23:05i	Byron Fike(OH)	2-21-90
83	24:12y	Paul Fairbank(MD)	10-22-89
84	19:50.57i	James Grimwade(GB)	3- 1-97
	24:22y	Sam Gadless(FL)	11-23-91

85	25:00y	Earl Bailey(VA)	3-11-84
86	24:40i	George Conway(MA)	3-18-89
87	23:53	Sam Gadless(FL)	5-30-94
88	36:51y	Earl Bailey(VA)	11- 1-87

5K WALK

35	18:30.43	Mauricio Damilano(ITA)	6-11-92
	20:55	Gary Morgan(MI)	9-16-95
36	20:00.09i	Jose Marin(ESP)	1-25-86
	20:06.02i	Gary Morgan(MI)	3- 2-96
37	20:01.50i	Jonathon Matthews(CA)	3- 5-94
38	19:28.45i	Jose Marin(ESP)	2-17-88
	21:22	Gary Morgan(MI)	5-23-98
39	20:53	Anatoly Gorskov(UKR)	11-23-97
40	20:45	Jonathon Matthews(CA)	9-14-96
41	20:20	Willi Sawall(AUS)	2-19-83
	20:57	Ray Funkhouser(NJ)	7- 6-92
42	19:45.65	Willi Sawall(AUS)	3-31-84
	21:04	Ray Funkhouser(NJ)	5-14-93
43	21:10	Larry Walker(CA)	6-14-86
44	21:54	Warrick Yeager(DC)	8-23-98
45			

76	28:44	Tom Daintry(AUS)	4-18-87	65	50:40.9	Gerhard Weidner(FRG)	6-13-98	80	4-1718	8.008 Frank Rubin(MA)	37	1:21:24	Jose Marin(ESP)	8-30-87	
	31:20	Giulio Depetra(CA)	10-9-87		55:30	George Braceland(PA)	12-23-78		81	4-1046	7.394 Harry Drazin(NJ)	37	1:29:02.3	Jonathon Matthews(CA)	6-16-94
77	32:21	Giulio Depetra(CA)	6-26-88	66	54:04	Max Green(MI)	7-11-98		82	4-694	7.072 Frank Rubin(MA)	38	1:20:34	Jose Marin(ESP)	9-23-88
78	29:33	Tom Daintry(AUS)	8-4-89	67	58:03	Chico Scimone(ITA)	7-28-79		83	4-1549	7.854 Sam Gaddess(FL)		1:35:41	Steve Pecinovsky(AR)	9-26-93
	32:13	Giulio Depetra(CA)	4-14-90		58:24	Robert Mimm(NJ)	7-11-92		84	4-191	6.612 Fred Brown(MA)	39	1:21:29	Valdas Kazlauskas(LIT)	4-19-97
79	29:59	Tom Daintry(AUS)	4-7-90	68	57:12	Dick Horsley(AU)	7-18-81		88	4-557	6.947 George Conway(MA)		1:27:30	Jonathon Matthews(CA)	5-19-96
	32:34	Giulio Depetra(CA)	6-7-92		55:33	Robert Mimm(NJ)	7-10-93		90	4-393	6.797 George Conway(MA)	40	1:21:36	Willi Sawall(AUS)	7-4-82
80	29:24.2	James Grimwade(GB)	6-8-91	69	58:07	Arne Svensson(SWE)	10-19-86						1:29:57	Dan O'Connor(NY)	5-10-92
	34:46	Giulio Depetra(CA)	12-1-92		58:26	Jack Starr(DE)	9-27-97						1:25:11	Willi Sawall(AUS)	9-3-83
81	33:57	Tom Daintry(AUS)	7-1-92	70	54:17	Tom Daintry(AUS)	5-9-81						1:29:35	Ray Funkhouser(NJ)	8-29-92
	34:29	Giulio Depetra(CA)	3-24-79		59:42.00	William Flick(PA)	9-27-97	35	60:51.6	Mauricio Damilano(ITA)	10-3-92	42	1:23:27	Willi Sawall(AUS)	4-5-84
82	32:35	Albert Theobald(AUS)	8-7-90	71	61:02	Connor Johnson(RSA)	7-28-79	36	1:03:51	Jonathon Matthews(CA)	5-23-93		1:24:50	Jonathon Matthews(CA)	6-27-99
	36:43	Byron Fike(OH)	6-6-80	72	61:45	Giulio Depetra(CA)	8-21-83	37	pl:20:03	Doug Johnson(IL)	5-18-97	43	1:24:57	Endre Andraskay(HUN)	4-5-87
83	32:21	Albert Theobald(AUS)	6-19-82	73	57:47	James Grimwade(GB)	11-17-85	38	1:29:50	Will Preisel(WI)	5-23-99		1:34:14	Mark Green(NY)	3-20-99
	34:52	Paul Spangler(CA)	9-26-83		61:03	Cokey Daman(VA)	7-11-92		39	pl:21:50	Doug Johnson(IL)	44	1:25:09	Willi Sawall(AUS)	4-19-86
84	37:35	Paul Spangler(CA)	4-10-82	74	55:56	James Grimwade(GB)	10-12-86		40	1:18:58	Gary Morgan(MI)		1:31:31	Larry Walker(CA)	11-29-87
	33:15	Albert Theobald(AUS)	3-28-92		62:09	Giulio Depetra(CA)	5-4-85		41	1:07:34	Willi Sawall(AUS)	45	1:31:21	Gerhard Weidner(FRG)	8-12-78
86	36:48	Sam Gaddess(FL)	4-4-83	75	55:01	James Grimwade(GB)	9-27-87		42	1:07:41	Jonathon Matthews(CA)	46	1:41:01	Bob Keating(NH)	4-5-92
	33:15	Albert Theobald(AUS)	8-24-85		64:48	Gordon Wallace(AZ)	11-3-85		43	1:02:47	Willi Sawall(AUS)		1:25:09	Willi Sawall(AUS)	8-27-88
87	37:41	Paul Spangler(CA)	6-7-87	76	66:02	Giulio Depetra(CA)	6-7-87		44	1:04:02	Jonathon Matthews(CA)	47	1:28:12	Larry Walker(CA)	7-30-89
	33:53	Albert Theobald(AUS)	5-24-86	77	61:18	Alfred Roberts(GB)	7-28-79		45	1:08:37	Larry Walker(CA)		1:33:09	Willi Sawall(AUS)	12-18-88
88	34:54	Paul Spangler(CA)	6-26-85	78	68:44	Tony Perona(CA)	11-3-85		46	1:05:35	Larry Walker(CA)	48	1:30:25	Larry Walker(CA)	6-9-90
	38:26	Albert Theobald(AUS)	7-25-87	79	62:51	Bill Tallmadge(KY)	7-16-94		47	1:15:21	Willi Sawall(AUS)		1:34:21	Adolfs Liepaskalns(URS)	6-20-59
90	35:10	Tom Daintry(AUS)	4-18-87		68:06	Tom Daintry(AUS)	4-21-90		48	1:04:53	Rudy Haluzal(CA)	49	1:28:32	Larry Walker(CA)	3-16-91
	43:51	Paul Spangler(CA)	8-4-89	80	71:01	Giulio Depetra(CA)	4-28-90		49	1:10:57	Willi Sawall(AUS)	50	1:32:21	Gary Little(NZL)	10-12-91
93	45:27.8	Philip Rabinowitz(RSA)	7-1-97	81	61:25.4	Tony Perona(CA)	3-19-89		51	1:09:34	Larry Walker(CA)		1:33:38	Don Denoom(IL)	3-28-93
					69:48	James Grimwade(GB)	8-15-93		52	1:07:41	Larry Walker(CA)	51	1:30:07	Gary Little(NZL)	2-16-92
					66:40	Ellery Clark(MA)	7-13-91		53	1:02:47	Larry Walker(CA)		1:33:28	Don Denoom(IL)	3-27-94
					72:59	Albert Theobald(AUS)	6-2-79		54	1:06:00	Larry Walker(CA)	52	1:30:07	Gary Little(NZL)	3-7-93
					66:24	Tony Perona(CA)	3-5-80		55	1:16:37	Gary Little(NZL)		1:33:28	Don Denoom(IL)	7-10-94
					76:00	Albert Theobald(AUS)	6-23-91		56	1:04:18	Gary Little(NZL)	52	1:35:35	Gerhard Weidner(FRG)	4-27-85
					83:56	Tony Perona(CA)	6-23-91		57	1:11:00	Don Denoom(IL)	53	1:42:36	Jim Carmines(PA)	3-25-96
					83:56	Tony Perona(CA)	6-7-92		58	1:07:59	Gary Little(NZL)		1:42:45	Gerhard Weidner(FRG)	7-11-86
					82:44	George Conway(MA)	7-8-89		59	1:08:59	Don Denoom(IL)	54	1:37:13	Sal Corrallo(VA)	3-4-84
					83:51	George Conway(MA)	7-7-90		60	1:13:52	Gary Little(NZL)		1:44:14	Gerhard Weidner(FRG)	7-10-87
					89:55	George Conway(MA)	6-23-91		61	1:16:21	Mario Sciarretta(ITA)	55	1:44:14	Don Denoom(IL)	8-10-97
						George Conway(MA)	7-10-93		62	1:15:09	Jim Carmines(PA)		1:46:31	Gary Little(NZL)	9-6-97
									63	1:12:30	Don Denoom(IL)	56	1:43:09	Jim Carmines(PA)	8-2-98
									64	1:14:41	Gary Little(NZL)		1:46:31	Gerhard Weidner(FRG)	8-11-89
									65	1:09:25	Jim Carmines(PA)	57	1:40:34	Don Denoom(IL)	5-9-99
									66	1:16:13	Gary Little(NZL)		1:46:31	Gary Little(NZL)	2-28-99
									67	1:14:44	Don Denoom(IL)	58	1:39:22	Max Green(MI)	4-16-89
									68	1:13:18	Gary Little(NZL)		1:43:41	Gerhard Weidner(FRG)	7-26-91
									69	1:19:35	Max Green(MI)	59	1:38:39	Max Green(MI)	4-8-90
									70	1:17:29	Max Green(MI)		1:45:32	Gerhard Weidner(FRG)	5-17-92
									71	1:18:44	Max Green(MI)	60	1:37:46	Dave Romansky(NJ)	10-12-97
									72	1:21:10	Max Green(MI)		1:48:20	Gerhard Weidner(FRG)	3-28-93
									73	1:20:9	Dave Romansky(NJ)	61	1:48:20	Dave Romansky(NJ)	8-2-98
									74	1:20:53	Gerhard Weidner(FRG)		1:40:45	Gerhard Weidner(FRG)	7-2-94
									75	1:24:35	Carlo Bomba(ITA)	62	1:50:55	Robert Mimm(NJ)	10-5-86
									76	1:20:12	Anthony Medieros(MA)	63	1:39:43	Gerhard Weidner(FRG)	7-1-95
									77	1:20:12	Max Gould(CAN)		1:51:19	Robert Mimm(NJ)	9-7-87
									78	1:24:10	Max Green(MI)	64	1:39:08	Gerhard Weidner(FRG)	6-22-96
									79	1:25:38	Anthony Medieros(MA)		1:49:09	Robert Mimm(NJ)	11-29-87
									80	1:24:26	Max Green(MI)	65	1:43:48	Gerhard Weidner(FRG)	6-28-97
									81	1:32:55	Max Green(MI)		1:56:00	Robert Mimm(NJ)	4-30-89
									82	1:33:42	Robert Mimm(NJ)	66	1:43:34	Gerhard Weidner(FRG)	5-23-98
									83	1:32:53	Jack Starr(DE)		1:56:00	Robert Mimm(NJ)	5-6-90
									84	1:32:30	Gordon Wallace(AZ)	66	1:52:44	Max Green(MI)	8-2-98
									85	1:22:53	Tom Daintry(AUS)	67	2:00:18	Max Gould(CAN)	6-29-85
									86	1:32:30	Gordon Wallace(AZ)		2:00:51	Robert Mimm(NJ)	5-3-92
									87	1:35:38	Gordon Wallace(AZ)	68	2:01:42	J. Stork-Zofka(CZE)	8-13-77
									88	1:31:57	Giulio Depetra(CA)		2:02:20	Robert Mimm(NJ)	10-11-93
									89	1:32:46	Robert Mimm(NJ)	69	1:51:18	Tom Daintry(AUS)	1-13-81
									90	1:35:49	Giulio Depetra(CA)		2:00:39	Robert Mimm(NJ)	8-14-94
									91	1:28:46	Tom Daintry(AUS)	70	1:59:59	Alfred Roberts(GB)	4-1-72
									92	1:43:05	Gordon Wallace(AZ)		2:03:37	Cokey Daman(VA)	7-30-89
									93	1:34:47	Albert Theobald(AUS)	71	2:01:35	Charles Megnin(GB)	8-1-86
									94	1:39:25	Giulio Depetra(CA)		2:06:34	William Flick(PA)	8-10-97
									95	1:40:32	Giulio Depetra(CA)	72	2:04:47	Giulio Depetra(CA)	8-21-83
									96	1:41:14	Giulio Depetra(CA)		2:09:32	James Grimwade(GB)	7-85
									97	1:38:26	Tom Daintry(AUS)	73	2:09:32	Don Johnson(NJ)	5-6-90
									98	1:50:14	Tony Perona(CA)	74	1:58:10	James Grimwade(GB)	8-1-86
									99	1:47:52	Tony Perona(CA)		2:09:12	Giulio Depetra(CA)	6-29-85
									100	1:52:22	Tony Perona(CA)	75	1:55:19	James Grimwade(GB)	11-29-87
									101	2:31:57	Earl Bailey(VA)		2:11:47	Giulio Depetra(CA)	8-1-86
									102	2:09:18	Tony Perona(CA)	76	1:59:42	Alfred Roberts(GB)	9-5-78
									103				2:11:23	Cokey Daman(VA)	5-7-95
									104				2:07:33	Alfred Roberts(GB)	7-31-79
									105	1:18:54	Mauricio Damilano(ITA)	77	2:09:44	Giulio Depetra(CA)	2-2-88
									106	1:27:37.5	Gary Morgan(MI)	78	2:10:53	Tom Daintry(AUS)	7-30-89
									107	1:22:38	Pavol Blacek(CZE)		2:13:34	Giulio Depetra(CA)	7-30-89
									108	1:24:56	Jonathon Matthews(CA)	79	2:06:19	Tom Daintry(AUS)	4-16-90
									109				2:20:35	Giulio Depetra(CA)	7-8-90

15K WALK

10K WALK

35	39:41.4	Mauricio Damilano(ITA)	5-23-92	82	66:40	Albert Theobald(AUS)	6-2-79	82	66:40	Albert Theobald(AUS)	6-2-79	82	66:40	Albert Theobald(AUS)	6-2-79
36	40:30.16	Hartwig Gauder(GER)	6-15-91	83	66:40	Tony Perona(CA)	3-5-80	83	66:40	Tony Perona(CA)	3-5-80	83	66:40	Tony Perona(CA)	3-5-80
	44:02	Gary Morgan(MI)	5-19-96	84	66:40	Albert Theobald(AUS)	6-2-79	84	66:40	Albert Theobald(AUS)	6-2-79	84	66:40	Albert Theobald(AUS)	6-2-79
37	41:06	Jose Marin(ESP)	8-30-87	85	66:40	Tony Perona(CA)	6-7-92	85	66:40	Tony Perona(CA)	6-7-92	85	66:40	Tony Perona(CA)	6-7-92
	41:59.91	Jonathon Matthews(CA)	4-30-94	86	66:40	George Conway(MA)	7-8-89	86	66:40	George Conway(MA)	7-8-89	86	66:40	George Conway(MA)	7-8-89
38	40:19	Valdas Kazlauskas(LIT)	5-11-96	87	66:40	George Conway(MA)	7-7-90	87	66:40	George Conway(MA)	7-7-90	87	66:40	George Conway(MA)	7-7-90
	46:26	Gary Morgan(MI)	4-19-98	88	66:40	George Conway(MA)	6-23-91	88	66:40	George Conway(MA)	6-23-91	88	66:40	George Conway(MA)	6-23-91
39	39:30	Jose Marin(ESP)	6-3-89	89	66:40	George Conway(MA)	7-10-93	89	66:40	George Conway(MA)	7-10-93	89	66:40	George Conway(MA)	7-10-93
	43:46	Jonathon Matthews(CA)	4-28-96	90	66:40	George Conway(MA)	7-10-93	90	66:40	George Conway(MA)	7-10-93	90	66:40	George Conway(MA)	7-10-93
40	40:08	Willi Sawall(AUS)	8-28-82												
	43:23	Larry Walker(CA)	12-4-83	35	7-888	12.077 K. Louma(GA)	12-6-97	35	7-888						

80	2:04:49	James Grimwade(GB)	6-20-92
	2:24:48	Giulio Depetra(CA)	7-25-91
81	2:19:25	Giulio Depetra(CA)	7- 3-92
82	2:29:00	Giulio Depetra(CA)	10-11-93
83	2:22:12	Albert Theobald(AUS)	1-13-81
	2:50:38	Ernest Lucken(CA)	8- 2-98
84	2:51:13	Viljo Hallikainen(FIN)	7-12-97
85	2:26:07	Albert Theobald(AUS)	8-21-82
86	2:28:24	Albert Theobald(AUS)	4- 5-83
	2:56:32	Earl Bailey(VA)	5-26-85
87	2:51:48	Benjamin Moodie(RSA)	7-12-97
	3:00:29	Tony Perona(CA)	3-17-96
88	2:35:12	Albert Theobald(AUS)	6-29-85
90	2:34:01	Albert Theobald(AUS)	4- 3-87
93	3:02:51	Philip Rabinowitz(RSA)	7-12-97
95	2:48:19	Philip Rabinowitz(RSA)	5-29-99

25K WALK

35	1:41:10.3	Mauricio Damilano(ITA)	10- 3-92
36	1:54:49	Gary Morgan(MI)	5- 5-96
37	1:58:20	Jonathon Matthews(CA)	8-21-93
39	2:02:48	Marco Evoniuk(CA)	2-16-97
40	2:01:22	John Knifton(TX)	3-23-80
41	2:02:46	Roy Thorpe(GB)	8-16-75
	2:03:18	Mark Green(NY)	2-16-97
42	2:07:32	Mark Green(NY)	2- 8-98
43	2:08:00	Bill Ranney(CA)	3-18-79
44	1:59:59	Larry Walker(CA)	5-24-87
45	2:04:52	Bill Ranney(CA)	7-13-80
46	2:11:54	Bill Ranney(CA)	3-28-82
47	2:01:26	Gary Little(NZL)	10-15-89
	2:09:26	Eugene Kitts(HI)	1- 8-95
48	2:13:43	P. Andreotti(ITA)	6-11-89
	2:13:55	Jack Boitano(CT)	7-19-81
49	1:52:10	Gary Little(NZL)	10-12-91
	2:16:59	Sal Corrallo(VA)	11- 2-80
50	1:59:58	Gary Little(NZL)	4-12-92
	2:16:13	Sal Corrallo(VA)	7-19-81
51	1:56:11	Gary Little(NZL)	11-21-93
	2:20:55	Robert Mimm(NJ)	4-25-76
52	2:11:01	John Allen(CA)	11-26-78
53	2:25:04	Mario Sciarretta(ITA)	9-20-87
	2:26:46	Fred Dunn(CA)	3-28-82
54	2:17:01	Max Green(MI)	4- 6-86
55	2:11:44	Gary Little(NZL)	11- 9-97
	2:14:06	Max Green(MI)	5-24-87
56	2:17:23	Ed Whiteman(LA)	5-21-95
57	2:23:33	Dave Romansky(NJ)	5-21-95
58	2:19:33	Max Gould(CAN)	8-16-75
	2:22:37	Robert Mimm(NJ)	4-10-33
59	2:31:47	Jan Blidberg(SWE)	8-16-75
	2:36:26	James McGrath(NY)	5- 5-96
60	2:19:20	Dave Romansky(NJ)	5- 3-98
61	2:28:51	Robert Mimm(NJ)	4- 6-86
62	2:28:36	Anthony Medeiros(MA)	10-26-75
63	2:14:02	Carlo Bomba(ITA)	3- 3-85
	2:22:04	Max Green(MI)	1-28-96
64	2:21:31	Max Green(MI)	- 5-96
65	2:37:21	Sydney Smith(GB)	8-16-75
	2:42:01	Robert Mimm(NJ)	9- 4-90
66	2:26:41	Max Green(MI)	5- 3-98
67	2:48:35	Jack Starr(DE)	5- 5-96
68	2:48:06	Don Johnson(NJ)	4-21-85
69	2:42:59	Gordon Wallace(AZ)	6-17-79
70	2:30:26	Tom Daintry(AUS)	5-17-81
	2:39:15	Robert Mimm(NJ)	5-21-95
71	2:47:31	Cokey Daman(VA)	9- 4-90
72	2:54:46	Gordon Wallace(AZ)	3-28-82
73	2:37:56	Alfred Roberts(GB)	8-16-75
	2:44:00	Robert Mimm(NJ)	5- 3-98
74	2:49:06	Cokey Daman(VA)	12-31-92
75	3:07:10	Harry Drazin(NJ)	10-16-88
76	3:48:56	George Knox(OH)	3-27-88
77	3:09:45	Gordon Wallace(AZ)	5-24-87
78	2:48:44	Albert Theobald(AUS)	8-16-75
	3:09:03	Tony Perona(CA)	5-24-87
84	3:59:43	Earl Bailey(VA)	11- 5-83
85	3:52:20	Earl Bailey(VA)	11- 3-84

50K WALK

35	3:42:04	Yevgeni Yevsyukov(URS)	8- 3-85
	4:03:13	Andrzej Chylynski(CO)	8- 2-96
36	3:46:25	Thierry Toutain(FRA)	5-23-98

37	4:01:36	Jonathon Matthews(CA)	2-14-93
	3:47:34	G. De Jonckheere(BEL)	9-10-89
	5:08:06	Keith Louma(GA)	2-15-99
38	3:43:03	Jose Marin(ESP)	9-30-88
	4:02:42	Jonathon Matthews(CA)	1- 8-95
39	3:47:48	Marcel Jobin(CAN)	6-20-81
	4:15:05	Gary Morgan(MI)	2-15-99
40	3:51:54	Jose Marin(ESP)	4- 7-90
	4:12:36	Jonathon Matthews(CA)	2-16-97
41	3:50:24	Evgeny Ivchenko(URS)	7-27-79
	4:14:20	Mark Green(NY)	2-16-97
42	3:49:06	Jose Marin(ESP)	3-22-92
	4:19:27	Eugene Kitts(HI)	10-28-90
43	3:59:46	Jose Magalhaes(POR)	8-21-98
	4:15:13	Eugene Kitts(HI)	3-19-91
44	3:59:48	Willi Sawall(AUS)	8-17-86
	4:33:37	Mike Dewitt(WI)	1- 8-95
45	4:02:17	Gerhard Weidner(FRG)	10- 1-78
	4:56:57	Christian Amoroso(CO)	6-16-79
46	4:01:01	Gerhard Weidner(FRG)	9-30-79
	4:36:24	Bill Ranney(CA)	6-20-82
47	4:00:49	Gerhard Weidner(FRG)	4-19-80
	4:23:53	Eugene Kitts(HI)	1- 8-95
48	4:17:45	Gerhard Weidner(FRG)	4-26-81
	4:53:11	Sal Corrallo(VA)	8-26-79
49	4:15:53	Dieter Zschiesche(GER)	10-22-89
	4:52:31	Sal Corrallo(VA)	5-13-80
50	4:14:37	Gerhard Weidner(FRG)	8-28-83
	5:14:43	Glen Wells(UT)	4-27-86

51	4:35:23	Dieter Zschiesche(GER)	10-20-91
	5:07:01	Sal Corrallo(VA)	5-16-82
	4:55:12	John Allen(CA)	9-10-78
52	4:26:32	Dieter Zschiesche(GER)	5-23-93
	5:04:45	Sal Corrallo(VA)	4-29-84
54	5:04:45	Don Johnson(NJ)	4- 4-71
55	4:49:36	Gary Little(NZL)	11- 9-97
	5:00:39	Max Green(MI)	2-21-88
	5:06:36	Peter Worth(GB)	4-12-86
	5:20:40	Karl Krueger(CA)	2-22-87
56	5:11:54	Sal Corrallo(VA)	2-21-88
57	4:29:47	Gerhard Weidner(FRG)	4-21-91
	5:40:35	Don Johnson(NJ)	4-20-75
59	4:25:21	Gerhard Weidner(FRG)	4-19-92
	5:38:59	Lawrence O'Neil(MT)	6-11-67
60	4:23:29	Gerhard Weidner(FRG)	5-23-93
	5:09:20	John Stowers(TX)	3- 5-89
61	5:28:12	Helmut Hampe(FRG)	5-31-73
	5:37:30	Lawrence O'Neil(MT)	9-13-69
62	5:41:05	John Stowers(TX)	3-17-91
63	5:13:12	Robert Mimm(NJ)	4- 2-88

64	6:05:46	Charles Deuser(OH)	10-30-94
65	5:38:59	Len Croft(GB)	4- 9-88
	5:40:51	Robert Mimm(NJ)	4- 8-90
66	5:48:01	Gerd Nichek(FRG)	3-21-82
67	5:32:55	Len Croft(GB)	4- 7-90
	6:24:18	George Knox(OH)	10-28-78
68	6:31:44	George Knox(OH)	4- 6-80
69	6:29:33	George Knox(OH)	7-23-30
70	5:37:36	Tom Daintry(AUS)	9- 6-81
	6:18:14	Cokey Daman(VA)	3- 5-89
	p5:33:21p	Charles Colman(GBR)	6-30-96
71	6:27:36	Denis Cock(RSA)	7-27-85
	7:12:30	George Knox(OH)	7-17-82
72	5:58:55	Ernie Warwick(GB)	4- 9-88
	6:36:34	Don Johnson(NJ)	3- 5-89
73	7:22:48	John Clough(RSA)	8-23-86
74	7:04:23	Harry Drazin(NJ)	2-21-88
75	5:19:34	James Grimwade(GB)	8- 1-87
	7:58:15	George Knox(OH)	11- 2-86
	p7:18:21p	Henry Bent(MO)	11- 6-76

Women's Racewalking

ONE MILE

40	7:51.1	Jolene Steigerwalt(CA)	2-11-84
41	7:45.1	Jolene Steigerwalt(CA)	2- 3-85
42	8:05.6	Jolene Steigerwalt(CA)	7- 2-86
43	8:32	Lori Maynard(CA)	4- 7-79
44	8:06	Lori Maynard(CA)	5-26-80
45	8:05	Jo Ann Nedelco(CA)	4-15-89
46	7:56	Jo Ann Nedelco(CA)	6-10-89
47	7:52	Jo Ann Nedelco(CA)	6- 9-90
48	8:21	Beverly La Veck(WA)	7-25-84
49	8:23.81	Beverly La Veck(WA)	2-23-86
50	8:34.1	Beverly La Veck(WA)	4-26-86
51	8:14.2	Beverly La Veck(WA)	7-22-87
52	8:45.51	Beverly La Veck(WA)	1- 8-89
53	8:42.0	Beverly La Veck(WA)	6- 7-89
54	10:08	Nancy Whitney(MD)	9-22-91
55	8:45.4	Beverly La Veck(WA)	6- 5-91
56	8:59	Beverly La Veck(WA)	7-29-92
57	8:52.8	Beverly La Veck(WA)	7-21-93
58	8:48.4	Beverly La Veck(WA)	6-22-94
59	8:59.0	Joyce Decker(IL)	7-25-93
60	8:52.0	Joyce Decker(IL)	4-23-94
61	8:47.4	Ruth Eberle(MO)	7-29-92
62	9:36.71	Ruth Leff(WI)	2- 3-90
63	9:29.2	Ruth Leff(WI)	15:58.47i
64	9:49	Ruth Leff(WI)	16:24
65	9:23.36	Ruth Leff(WI)	10:27-91
66	9:29.0	Ruth Leff(WI)	7-26-93
67	9:23.6	Ruth Leff(WI)	7-28-94
68	9:32	Ruth Leff(WI)	7-26-95
69	12:01	Bonnie Kolson(HI)	8- 6-86
70	11:08.4	Joan Rowland(NY)	2-28-97
71	11:50	Adaline Crocker(HI)	10-16-83
72	10:14p	Lucille Monroe(MO)	5-29-86
73	12:01.0	Miriam Gordon(FL)	7-12-98
74	10:14	Adaline Crocker(HI)	6- 9-85
75	12:31.5	Fan Benno(TX)	5-29-92
76	12:23.4	Adaline Crocker(HI)	4-29-87
77	13:08	Marilyn Salisbury(CA)	7-14-84
78	16:51	Esther Dutton(CA)	8- 4-85
79	12:57.0	Marilyn Salisbury(CA)	7-11-87

3K WALK

35	12:28.76i	Dana Vavracova(CZE)	3- 4-90
36	13:11.76	Victoria Herazo(NV)	3- 4-95
37	13:12.29i	Victoria Herazo(NV)	3- 2-96
38	13:09.55i	Maryanne Torrellas(CT)	3- 2-96
39	12:57.0	Anne Manning(AUS)	1-31-98
	p16:18.85i	Nataji Graham(NM)	4- 4-92
39	13:25.19i	Lynda Brubaker(GA)	3- 2-96
40	13:46.73i	Maryanne Torrellas(CT)	3-29-99



JERRY WOJCIAK

Jack Starr broke the M70 world record for the 3000 racewalk with a 17:03.33, USATF National Masters Championships, Boston, March 26-28.

76	22:54.35i	Imogene Watkins(MS)	3-31-96
77	23:06.49i	Margaret Walker(PA)	3-29-99
78	34:44y	Esther Dutton(CA)	4- 1-89
79	32:49.6	Elena Carola(CA)	6-25-88
80	24:14.6	Louise Swanson(WA)	6- 3-89
81	24:00	Nance Jeffreys(AUS)	11- 3-90
	24:11.2	Louise Swanson(WA)	6- 2-90
82	25:13.6	Louise Swanson(WA)	6- 1-91
83	24:28i	Nora Wedemo(SWE)	3- 1-97
85	27:36	Nance Jeffreys(AUS)	9-27-94
	28:47.11i	Dorothy Roberts(CA)	2-24-95
87	27:41.76i	Dorothy Roberts(CA)	2-16-97

5K WALK

35	20:41	Kerry Saxby(AUS)	6- 6-96
	22:39	Victoria Herazo(NV)	9-17-94
	22:39	Debbi Lawrence(WI)	8-24-97
36	21:23.07	Anne Manning(AUS)	2-17-96
	23:33.25	Victoria Herazo(NV)	7-22-95
37	22:03.88	Yelena Veremchuk(UKR)	5-11-97
	22:49	Victoria Herazo(NV)	9-14-96
38	22:35t	Janice McCaffrey(CA)	4-11-98
	23:34	Victoria Herazo(NV)	8-24-97
39	23:31	Victoria Herazo(NV)	9-12-98
40	23:27	Suzanne Griesbach(FRA)	6-15-85
	23:57.93	Lynda Brubaker(PA)	8- 8-97
41	22:51.4	Suzanne Griesbach(FRA)	4-26-86
	23:28.1	Lynda Brubaker(PA)	7-31-98
42	22:49.4	Suzanne Griesbach(FRA)	8- 9-87
	24:18	Viisha Sedlak(CO)	7-21-91
43	23:38.06	Suzanne Griesbach(FRA)	8-14-88
	25:07	Viisha Sedlak(CO)	8-14-92
44	23:08.21	Suzanne Griesbach(FRA)	8-13-89
	24:14	Gayle Johnson(MO)	8-29-93
45	25:20.00	Heather McDonald(AUS)	7- 6-95
	25:51	Lori Maynard(CA)	5-30-81
46	24:29.1	Suzanne Griesbach(FRA)	4-28-91
	25:28	Jo Ann Nedelco(CA)	9-24-89
47	25:09.47	Jo Ann Nedelco(CA)	8- 2-90
48	25:41	Jo Ann Nedelco(CA)	6- 8-91
49	26:16	Jo Ann Nedelco(CA)	9-27-92
50	26:01.0	Waltraud Seiler(GER)	7-21-91
	26:53	Jo Ann Nedelco(CA)	9-25-93
51	25:04	Heidi Maeder(SUI)	9-30-95
	26:41.2	Beverly La Veck(WA)	7-31-87
52	25:55	Waltraud Seiler(GER)	8-28-93
	28:28	Beverly La Veck(WA)	3- 4-89
53	25:01.6	Heidi Maeder(SUI)	6-28-97
	27:59	Beverly La Veck(WA)	8- 5-89
54	26:56.83	Waltraud Seiler(GER)	6-25-95
	28:04.2	Jo Ann Nedelco(CA)	7-12-97
55	25:28	Olga Meyer(FRG)	5-26-85
	27:29.68	Elton Richardson(NY)	8-12-94
56	26:47.77	Waltraud Seiler(GER)	9-13-97
	28:05t	Jo Ann Nedelco(CA)	6-12-99
57	25:28.0	Olga Meyer(FRG)	5-26-85
	28:44.4	Beverly La Veck(WA)	11-20-93
58	26:06.4	Olga Meyer(FRG)	9-27-86
	28:03	Elton Richardson(NY)	9-21-97
59	26:20	Olga Meyer(FRG)	9-24-87
	28:54.8	Beverly La Veck(WA)	6-20-95
60	27:04	Olga Meyer(FRG)	10-15-88
	29:02.88	Bev LaVeck(WA)	8-16-96
61	26:38	Olga Meyer(FRG)	6-10-89
	28:49.35	Beverly La Veck(WA)	6-28-97
62	27:52	Olga Meyer(FRG)	9- 9-90
	29:02	Ruth Eberle(MO)	8-29-93
63	28:09	Olga Meyer(FRG)	6- 8-91
	29:29.04	Ruth Eberle(MO)	8-12-94
64	29:37.28	May Bengtsson(SWE)	9-26-83
	30:18.24	Joanne Parks(WI)	6-28-97
65	29:54.19	Ruth Eberle(MO)	8-21-96
66	27:57.0	Jean Albury(AUS)	10- 6-95
	30:03.00	Ruth Eberle(MO)	7-11-98
67	29:54.95	Olga Meyer(FRG)	9- 2-95
	31:50	Ruth Leff(WI)	10- 5-94
68	30:37	May Bengtsson(SWE)	12- 4-87
	31:34	Miriam Gordon(FL)	1-22-94
69	29:33	Britta Tibbling(SWE)	12- 4-87
	32:54	Miriam Gordon(FL)	10-22-94
70	30:09.0	Britta Tibbling(SWE)	7- 2-88
	32:59	Miriam Gordon(FL)	10-28-95
71	29:16	Britta Tibbling(SWE)	7-21-89
	34:51	Miriam Gordon(FL)	10-26-96

72	33:30.00	Miriam Gordon(FL)	3- 7-98
73	30:50.2	Britta Tibbling(SWE)	7-21-91
	34:11	Margaret Walker(PA)	9-29-95
74	34:32.60	Johanna Luther(FRG)	6-25-88
	35:09	Imogene Watkins(MS)	11-12-94
75	32:44.76	Britta Tibbling(SWE)	10-16-93
	35:31t	Jane Dana(CA)	2-16-97
76	33:26	Johanna Luther(FRG)	9-30-89
	35:18t	Jane Dana(CA)	10-19-97
77	35:10.2	Jane Dana(CA)	7-31-98
78	37:04	Nance Jeffreys(AUS)	12- 4-87
	36:11	Jane Dana(CA)	9-25-99
79	39:00	Anne Clarke(IL)	8- 5-89
80	37:41	Polly Clarke(CO)	7- 1-91
81	40:29	Anne Clarke(IL)	7-21-91
82	37:56.04	Polly Clarke(CO)	8-14-92
83	46:22	Marilla Salisbury(CA)	7-21-91
84	66:57	Marilla Salisbury(CA)	8-14-92
85	44:43.85	Dorothy Roberts(CA)	7-21-95
86	41:52.5	Margit Lindgren(SWE)	7-18-97
	44:47.39	Dorothy Roberts(CA)	8-16-96
87	44:30.8	Dorothy Roberts(CA)	9-18-97
88	45:57.6	Dorothy Roberts(CA)	7-31-98

10K WALK

35	43:15	Graciela Mendoza(MEX)	5- 9-98
	46:26	Victoria Herazo(NV)	4-29-95
36	42:52.00	Kerry Saxby(AUS)	1-26-98
	45:52.63	Suzanne Griesbach(FRA)	6-17-95
37	43:38.00	Kerry Saxby(AUS)	8- 8-98
	45:47	Victoria Herazo(NV)	5-10-97
38	45:30	Janice McCaffrey(CAN)	5-23-98
	47:18.05	Victoria Herazo(NV)	6-14-97
39	48:21.4	Suzanne Griesbach(FRA)	5-13-84
	48:29.00	Victoria Herazo(NV)	8- 2-98
40	49:10	Suzanne Griesbach(FRA)	7- 9-85
	49:19	Lynda Brubaker(PA)	6-14-97
41	47:07	Suzanne Griesbach(FRA)	5-24-86
	48:30.00	Lynda Brubaker(PA)	8- 2-98
42	48:06	Suzanne Griesbach(FRA)	9- 1-87
	50:14	Viisha Sedlak(CO)	7-25-91
43	48:17	Suzanne Griesbach(FRA)	9- 4-88
	50:55	Gayle Johnson(MO)	3-29-92
44	47:03	Suzanne Griesbach(FRA)	4-21-90
	52:00	Lori Maynard(CA)	6-29-80
45	48:32	Suzanne Griesbach(FRA)	6-13-72
	52:58	Lori Maynard(CA)	7-19-81
46	49:15	Suzanne Griesbach(FRA)	4-28-91
	50:58	Gayle Johnson(MO)	3-28-95
47	52:36	Jo Ann Nedelco(CA)	9- 8-90
	p51:32	Heidi Rebellato(SWI)	7-30-89
48	53:27	Jo Ann Nedelco(CA)	6-23-91
49	54:33	Shiela Miller(AUS)	11-29-87
	55:42	Jo Ann Nedelco(CA)	8-16-92
50	53:11	Waltraud Seiler(GER)	7-21-91
	57:06	Jo Ann Nedelco(CA)	8-14-93
51	53:15	Waltraud Seiler(GER)	7- 3-92
	57:22	Beverly La Veck(WA)	11-29-87
52	54:47	Sandra Kramer(AUS)	6- 5-99
	p50:40	Waltraud Seiler(GER)	10-11-93
	58:28	Jill Latham(CA)	7-30-89
53	51:56	Heidi Maeder(SUI)	3-29-97
	57:21	Beverly La Veck(WA)	7-30-89
54	54:45	Olga Meyer(FRG)	5- 8-82
	57:21	Elton Richardson(NY)	8-14-93
55	54:24	Waltraud Seiler(GER)	6- 2-96
	57:24	Elton Richardson(NY)	8-14-94
56	55:20	Waltraud Seiler(GER)	4-27-97
	58:11	Elton Richardson(NY)	7- 9-95
57	55:45	Waltraud Seiler(GER)	10- 3-98
	58:25.0	Beverly La Veck(WA)	11-20-93
58	55:52.7	Olga Meyer(FRG)	5-31-86
	57:56	Beverly La Veck(WA)	8-14-94
59	54:30	Olga Meyer(FRG)	6-14-87
	58:44.00	Elton Richardson(NY)	4-19-98
60	56:00	Olga Meyer(FRG)	5- 7-88
	59:30	Bev LaVeck(WA)	8-23-96
61	55:58	Olga Meyer(FRG)	5-28-89
	59:43	Ruth Eberle(MO)	8-16-92
62	56:29	Olga Meyer(FRG)	9-15-90
	61:50	Ruth Eberle(MO)	8-14-93
63	57:44	Olga Meyer(FRG)	5- 5-91
	60:12	Ruth Eberle(MO)	8-14-94

64	61:32	Olga Meyer(FRG)	4-26-92
	64:48.00	Jeanne Sheppardson(MA)	8- 2-98
65	61:03	Britta Tibbling(SWE)	9-28-83
	62:07	Ruth Eberle(MO)	8-23-96
66	61:36	Olga Meyer(FRG)	10- 1-94
	65:11.0	Ruth Leff(WI)	9-19-93
67	60:38	Olga Meyer(FRG)	9-30-95
	67:43	Patricia Nesley(DC)	5-28-95
68	58:41	Britta Tibbling(SWE)	8- 1-86
	65:28	Miriam Gordon(FL)	10-11-93
69	59:51	Britta Tibbling(SWE)	11-29-87
	69:15	Miriam Gordon(FL)	8-14-94
70	60:18	Britta Tibbling(SWE)	6-26-88
	69:21	Miriam Gordon(FL)	2-11-96
71	62:08	Britta Tibbling(SWE)	7-30-89
	p69:44	Miriam Gordon(FL)	7- 9-97
72	69:20	Miriam Gordon(FL)	3-28-98
	73:62.45	Britta Tibbling(SWE)	7-25-91
73	72:44:00	Miriam Gordon(FL)	8- 2-98
74	70:31	Johanna Luther(FRG)	7-1-88
	72:48	Ruth Van Sandt(CA)	5-19-96
75	67:56	Britta Tibbling(SWE)	10-11-93
	74:33	Imogene Watkins(MS)	7-16-95
76	74:20:00	Margaret Walker(PA)	7-11-98
77	72:14:00	Jane Dana(CA)	8- 2-98
78	73:52	Ailsa Forbes(NZ)	7-30-89
79	84:19	Margaretha Nyberg(SWE)	7-16-95
	81:16.28	Margit Lindgren(SWE)	7-25-91
81	1:27:05	Marilla Salisbury(CA)	11-29-87
	1:31:03	Margaretha Nyberg(SWE)	7- 9-97
82	1:26:34	Marilla Salisbury(CA)	7-30-89
	1:58:30	Nora Wedemo(SWE)	7-16-95
p6	1:23:49	Marilla Salisbury(CA)	8- 5-90
		Margit Lindgren(SWE)	7- 9-97

ONE HOUR WALK

35	7-16:25	12.751 Victoria Herazo(NV)	11-26-94
36	7-11:59	12.325 Victoria Herazo(NV)	10- 8-95
37	7-10:38	12.215 Victoria Herazo(NV)	10-11-96
38	6-14:73	11.003 Gloria Rawls(PA)	10- 8-95
39	6-16:17	11.135 Karen Stoyanowski(CA)	11-13-94
40	6-10:13	10.582 E. Waldbridge(NM)	11-17-90
41	7-6:62	11.871 Heather McDonald(AUS)	11-11-90
42	6-11:84	10.739 Phyllis Hansen(NJ)	11-22-92
43	7-3:15	11.553 Donna Chamberlain(PA)	10- 3-99
44	6-13:72	10.911 Sally Denoon(IL)	10-24-98
45	7-4:85	11.343 Lori Maynard(CA)	6-29-80
46	6-15:19	11.045 Jo Ann Nedelco(CA)	12-18-88
47	7-14	11.278 Jo Ann Nedelco(CA)	12-17-89
48	7-15:9	11.411 Jo Ann Nedelco(CA)	7-15-90
49	6-6:79	10.277 Jolene Steigerwalt(CA)	12-17-91
50	6-5:83	10.189 Linda Stein(FL)	4-19-97
51	6-6:38	10.239 Penny Hall(AUS)	11-11-90
52	6-5:05	9.746 Jolene Steigerwalt(CA)	12-11-93
53	6-8:25	10.118 Jolene Steigerwalt(CA)	11-26-94
54	6-4:45	10.410 Joan Hooper(AUS)	12-13-89
55	6-5:41	10.063 Beverly La Veck(WA)	11- 5-88
56	6-5:97	10.151 Elton Richardson(NY)	10-17-92
57	6-6:24	10.202 Elton Richardson(NY)	10- 3-93
58	6-2:93	10.227 Elton Richardson(NY)	10- 9-94
59	6-6:85	9.924 Elton Richardson(NY)	10- 8-95
60	6-1:19	10.282 Beverly La Veck(WA)	11-20-93
61	6-5:81	9.765 Joyce Decker(IL)	6- 6-92
62	6-1:99	10.187 Elton Richardson(NY)	11-23-97
63	6-1:65	9.600 June-Marie Provost(CAN)	12-11-93
64	6-1:49	9.559 Ruth Eberle(MO)	10-15-91
65	6-1:49	9.701 Ruth Eberle(MO)	10-18-92
66	6-1:26	9.623 Ruth Eberle(MO)	10-23-93
67	6-1:39	9.721 Ruth Leff(WI)	9-25-99
68	6-1:39	9.271 Ruth Leff(WI)	10-18-92
69	6-1:49	9.463 Beryl Neuman(AUS)	6- 6-92
70	6-1:22	9.210 Ruth Leff(WI)	6-23-90
71	6-1:22	8.080 Rose Kash(CA)	9-19-93
72	6-1:22	8.235 Rose Kash(CA)	12-10-88
73	6-1:22	7.955 Rose Kash(CA)	12- 9-89
74	6-1:22	8.497 Miriam Gordon(FL)	12-23-90
75	6-1:22	8.772 Miriam Gordon(FL)	10-15-95
76	6-1:22	8.472 Velma Jacobs(CO)	9-28-87
77	6-1:22	7.650 Velma Jacobs(CO)	9-18-88
		7.569 Rose Kash(CA)	11-26-94
		7.228 Marilla Salisbury(CA)	9- 5-81
		7.829 Velma Jacobs(CO)	9-22-91
		7.801 Velma Jacobs(CO)	9- 7-92
		7.328 Mary Latham(VA)	10-18-92

78	4-120	6.547 Bernice Springer(KS)	10-13-90
	2-1684	4.759 Esther Dutton(CA)	7-15-90
	4-493 p	6.888 Mary Latham(VA)	10-23-94
80	4-588	6.975 Mary Latham(VA)	11- 5-95
81	4-50	6.483 Mary Latham(VA)	11- 8-97
82	4-50	6.713 Mary Latham(VA)	- 9-98
83	p4-301	6.696 Dorothy Roberts(CA)	7-17-94
84	4-283	6.407 Dorothy Roberts(CA)	12-11-94
85	3-1727	6.250 Dorothy Roberts(CA)	9-14-96
86	3-1555		

15K WALK

35	1:10:27	Victoria Herazo(NV)	5-21-95
36	1:12:39	Victoria Herazo(NV)	9-24-95
37	1:15:51	Victoria Herazo(NV)	5-18-97
38	1:15:23	Victoria Herazo(NV)	5- 3-98
39	1:22:03.4	Sbecky Comeau(L	

55	1:53:45	Waltraud Seiler(GER)	6-30-96
	1:58:41	Jo Ann Nedelco(CA)	2-14-99
56	2:01:39	Ruth Eberle(MO)	8-16-87
57	2:03:27	Elton Richardson(NY)	5- 5-96
58	2:05:25	Beverly La Veck(WA)	7-31-94
59	2:02:45	Mary Worth(GBR)	4- 9-88
	2:12:40	Joyce Decker(IL)	10-24-93
60	2:04:34	Mary Worth(GBR)	4- 8-89
	2:12:26	Joyce Decker(IL)	11-16-94


61	2:05:58	June-Marie Provost(CAN)	7-31-94
	2:09:35	Beverly La Veck(WA)	4- 5-98
62	2:13:31	Sami Bailey(IN)	5- 9-99
63	2:16:26	Rhoda Green(NY)	5-25-97
64	2:16:26	Rhoda Green(NY)	5-24-98
65	2:12:02	Olga Meyer(GER)	5-29-93
	2:18:02	Rhoda Green(NY)	5-16-99
66	2:22:15	Ruth Leff(WI)	10-24-93
67	2:20:47	Ruth Leff(WI)	10-16-94
68	2:29:42	Joanne Beers(CA)	3-20-94
69	2:29:44	Joan Rowland(NY)	9-10-95
70	2:27:57	Miriam Gordon(FL)	11-12-95
72	2:38:48	Joan Rowland(NY)	5-24-98
73	2:42:14	Joan Rowland(NY)	5-16-99
74	2:28:50	Ursula Theune(FRG)	6-29-96
75	2:39:46	Ursula Theune(GER)	5-30-97
	2:49:18	Adaline Crocker(HI)	8-16-87
76	2:59:31	Ernestine Yeomans(CAN)	5-14-95
82	3:25:09	Johanna Luther(GER)	6-30-96

25K WALK

36	2:14:52	Lynda Brubaker(PA)	10-31-93
39	3:06:44	Laura Barnes(GA)	10-31-93
40	3:00:10	Jane Smith(WI)	10-22-89
42	2:35:57	Anne Vanderhoff(WA)	2-10-80
43	2:31:02	Lori Maynard(CA)	11-25-79
44	2:29:17	Jeanne Bocci(MI)	10-24-87
45	2:34:11	Beverly La Veck(WA)	3-28-82
46	2:52:45	Emily Hewitt(MA)	9- 9-90
47	2:35:11	Beverly La Veck(WA)	5-22-83
48	3:02:46	Kathy Frable(TX)	10-31-93
49	3:06:10	Carlene Marion(NC)	4- 8-90
50	2:43:09	Sandra Brown(GBR)	7-10-99
	2:46:35	Jolene Steigerwalt(CA)	11-20-93
51	2:52:38	Lida Askew(TX)	3-12-78
52	2:47:39	Hansi Rigney(CA)	3-13-94
53	2:45:08	Jill Latham(CA)	4- 8-90
54	2:36:42	Jo Ann Nedelco(CA)	4- 5-98
55	3:04:09	Carol Schneider(FL)	10-16-94
56	2:48:55	Hansi Rigney(CA)	4- 5-98
57	2:38:41	Beverly La Veck(WA)	3-13-94
58	2:51:02	Joyce Decker(IL)	10-18-92
59	2:48:08	Joyce Decker(IL)	10-24-93
60	2:45:45	Joyce Decker(IL)	10-16-94
61	2:43:43	Beverly La Veck(WA)	4- 5-98
62	3:00:24	Ruth Leff(WI)	10-22-89
63	2:53:27	Ruth Leff(WI)	10-21-90
64	2:59:28	Ruth Leff(WI)	10-20-91
65	2:53:30	Ruth Leff(WI)	10-18-92
66	3:00:58	Ruth Leff(WI)	10-24-93
67	2:57:47	Ruth Leff(WI)	10-16-94
68	3:14:39	Mayme Bdera(NY)	10- 9-83

50K WALK

36	5:25:18	Daniela Hairabedian(WA)	4- 8-90
38	5:23:16	Cath Reader(GBR)	10- 4-93
41	7:11:22	Lori Maynard(CA)	12-11-77
42	5:29:04	Anne Vanderhoff(WA)	2-10-80
43	4:50:51	Sandra Brown(GBR)	7-13-92
	7:06:13	Isabel Stuper(NJ)	4- 8-90
44	5:30:35	Jeanne Bocci(MI)	2-21-88
45	4:56:27	Sandra Brown(GBR)	9-13-94
	5:26:30	Beverly La Veck(WA)	6- 7-81
46	7:09:34	Mary Goodwin(VA)	11- 5-83
47	5:27:20	Beverly La Veck(WA)	5-22-83
49	6:45:34	Carlene Marion(NC)	4- 8-90
50	4:28:59	Sandra Brown(GBR)	7-10-99
	6:24:00	Jill Latham(CA)	2-22-87
51	5:37:24	Marina Hoernecke(SPA)	4-10-93
52	5:52:21	Jill Latham(CA)	3- 5-89
53	5:43:26	Jill Latham(CA)	4- 8-90
55	5:56:47	Marina Hoernecke(SPA)	4- 5-97
56	6:50:15	Eliz. Pettersen(WINSTON)	3- 5-89
58	7:45:51	Dee Dee Walker(GA)	3- 5-89
64	7:27:49	Marie Henry(NJ)	2-21-88
65	6:31:12	R. Scott(GBR)	5- 2-93



JERRY WOJCIK

Maryanne Torrellas on her way to W40 world record 13:46.73 in the 3000 racewalk.

MEN'S AMERICAN OUTDOOR MASTERS RECORDS

RUNNING

100 yards	10.0	Dean Smith(SO. CAL. STRIDERS)	Fresno, CA	5-12-72
220 yards	22.3	Thane Baker(Dallas, TX)	Manhattan, KS	7-13-74
440 yards	51.4	James Lingel(BAY AREA STRIDERS)	San Francisco, CA	4- 1-72
880 yards	1:58.8h	Frank McBride(MOTOR CITY STRIDS)	Kalamazoo MI	5-29-71
one mile	4:10.43	Steve Scott(Leucadia, CA)	Eugene, OR	6-26-96
two miles	9:17.6	Ray Hatton(Bend, OR)	Eugene, OR	4- 1-72
three miles	14:29.2	Ray Hatton(Bend, OR)	Portland, OR	6-15-74
four miles	19:50.6	Hal Higdon(INDIANA STRIDERS)	San Diego, CA	7- 6-73
five miles	24:56.4	Hal Higdon(INDIANA STRIDERS)	San Diego, CA	7- 6-73
six miles	29:59.0	Ray Hatton(Bend, OR)	Eugene, OR	4-26-75
seven miles	36:38.0	Peter Mundle(SANTA MONICA AA)	Goleta, CA	7-26-69
eight miles	42:02	Hal Higdon(INDIANA STRIDERS)	Champaign, IL	4-29-73
nine miles	47:23	Peter Mundle(SANTA MONICA AA)	Goleta, CA	7-26-69
ten miles	52:44	Peter Mundle(SANTA MONICA AA)	Goleta, CA	7-26-69
twenty miles	1:26:38	Truman Clark(TOBIAS STRIDERS)	Santa Monica, CA	9-12-76
thirty miles	1:56:51	Truman Clark(TOBIAS STRIDERS)	Santa Monica, CA	9-12-76
forty miles	2:14:32	Johnnie Faerber(MID PACIFIC RRC)	Santa Monica, CA	9- 9-78
fifty miles	5:42:03	Peter Jeffres(CORTLAND, NY)	Hannibal, NY	7- 7-79
one hour run	11m740y	Ray Hatton(Bend, OR)	Salem, OR	8- 7-76
two hour run	20m997y	Truman Clark(TOBIAS STRIDERS)	Santa Monica, CA	9-12-76

RUNNING - METRIC DISTANCES

100 meters	10.6	Eddie Hart(Oakland, CA)	Berkeley, CA	9-11-89
200 meters	21.86	Bill Collins(Houston, TX)	Spokane, WA	8-15-92
400 meters	48.44	James King(San Diego, CA)	Eugene, OR	8- 5-89
800 meters	1:52.5	Ken Popejoy(Wheaton, IL)	Naperville, IL	5-31-91
1500 meters	3:47.64	Steve Scott(Leucadia, CA)	San Jose, CA	6- 1-96
3000 meters	8:43.7	Web Loudat(New Mexico)	Cambridge, MA	6-13-87
5000 meters	14:45.70	William Krohn(US)	Gateshead	7-31-99
10,000 meters	30:37.94	Craig Young(Colorado Spgs, CO)	Orono, ME	8- 1-98
15,000 meters	48:00	Herb Lorenz(PENN AC)	Palo Alto, CA	1- 1-80
20,000 meters	70:50	Jerry Smartt(BEV HILLS STRIDS)	Santa Monica, CA	8-27-75
25,000 meters	1:29:47	Truman Clark(TOBIAS STRIDERS)	Santa Monica, CA	9-12-76
30,000 meters	1:48:39	Truman Clark(TOBIAS STRIDERS)	Santa Monica, CA	9-12-76
35,000 meters	2:22:22	Johnnie Faerber(MID PACIFIC RRC)	Santa Monica, CA	9- 9-78
40,000 meters	2:33:11	Peter Jeffers(Cortland, NY)	Hannibal, NY	7- 7-79
50,000 meters	3:14:55	Peter Jeffers(Cortland, NY)	Hannibal, NY	7- 7-79

HURDLE EVENTS

110 meter hurdles (39")	14.24	Stan Druckrey(Milwaukee, WI)	Eugene, OR	7-30-89
400 meter hurdles (36")	52.7	Stan Druckrey(Milwaukee, WI)	Libertyville, IL	7- 8-89
3000 meter steeplechase	9:18.6	Hal Higdon(INDIANA STRIDERS)	Toronto	8-15-75

RACEWALKING

one mile	7:06.8	John Kelly(SO. CAL. STRIDERS)	San Diego, CA	7- 3-71
5000 meters	22:26.9	Ron Kulik(NYAC)	Gresham, OR	7- 7-79
10,000 meters	49:52.2	John Kelly(SO. CAL. STRIDERS)	Walnut, CA	4-19-72

FIELD EVENTS

high jump	6'11	James Barrineau(Burke, Va)	Buffalo, NY	7-19-95
pole vault	16'6	Steve Hardison(CA)	Los Angeles, CA	7-15-90
long jump	23'2	Stan Whitley(Alta Loma, CA)	Eugene, OR	7-29-89
triple jump	54'4 3/4	Ray Kimble(US)	Edinburgh	7- 2-93
shot put (16 pounds)	70'3	Brian Oldfield(CA)		8- -85
discus throw (2.0 Kg)	172'2	Bob Humphreys(CORONA DEL MAR TC)	Walnut, CA	4-25-76
hammer throw (16 pounds)	243'1	Ed Burke(San Gabriel, CA)	Berkeley, CA	6-12-83
Javelin Throw (800 grms)	252'3	Tom Petranoff(RI)	Kitchener, CAN	6-12-99
weight throw (35 pounds)	71'7	Ed Burke(San Gabriel, CA)	Eugene, OR	9-25-82

COMBINED EVENTS

decathlon (39" hurdles)	7551	Stan Vegar(Greenbrae,CA)	Thomasville,NC	9-20-97
		(12.33,6.11,13.29,1.88,55.11,16.22,37.76,4.30,47.22,4:59.68)		
pentathlon	4038	Gary Miller(CORONA DEL MAR TC)	San Juan,PR	9-30-83
		(6.01,48.96,23.47,35.10,4:45.2)		

RELAYS

440 (4X110)	44.4	CORONA DEL MAR TRACK CLUB	San Diego,CA	7- 1-72
		(Davisson-Jackson-Schlegel-Stolpe)		
880 (4X220)	1:32.9	CORONA DEL MAR TRACK CLUB	Irvine,CA	5-31-77
		(Dennis-Waterman-Segal-Knox)		
one mile (4X440)	3:29.5	SOUTHERN CALIFORNIA STRIDERS	Los Gatos,CA	8-16-81
		(Lee-Newton-Cohen-Knocke)		
two mile (4X880)	8:25.4	WEST VALLEY TRACK CLUB	Berkeley,CA	9- 6-80
		(Cathcart-Donaldson-Knebel-Richardson)		
sprint medley (440-220-220-880)	3:42.0	CORONA DEL MAR TRACK CLUB	Pomona,CA	5-20-78
		(Knox-Dennis-Segal-Miller)		
distance medley (440-880-1320-one mile)	11:03.8	SOUTHERN CALIFORNIA STRIDERS	Northridge,CA	5-15-82
		(Knocke-Lee-Elliott-Cohen)		
4 MILE (4 X one mile)	18:33.4	WEST VALLEY TRACK CLUB	Berkeley,CA	9-15-79
		(Welck-Richardson-Knebel-Cathcart)		

RELAYS - METRIC DISTANCES

400 (4X100)	42.79	HOUSTON ELITE	Houston,TX	5- 2-92
		(Autin-Collins-Mitchell-Hartfield)		
800 (4X200)	1:29.85	HOUSTON ELITE	Houston,TX	5- 1-92
		(Autin-Hartfield-Mitchell-Collins)		
1600 (4X400)	3:25.40	PHILADELPHIA MASTERS CLUB	Philadelphia,PA	4-30-84
		(Abayomi-Stanford-Burnett-Roberts)		
3200 (4X800)	8:11.02	WEST VALLEY TRACK CLUB	New York,NY	7-19-86
		(Thomas-Franklin-Tracy-Mason)		
sprint medley (440-220-220-880)	3:36.1	WEST VALLEY TRACK CLUB	Philadelphia,PA	8-14-82
		(Knocke-Edens-Smith-Cohen)		
distance medley (440-880-1320-one mile)	10:34.6	Boston Athletic Assoc.	Providence,RI	7-11-90
		(Stevens-Pierce-Frye-Norton)		

MEN'S MASTER OUTDOOR CHAMPIONSHIP MEET RECORDS

RUNNING

100 yards	10.3h	Richard Stolpe(U.S. NAVY)	San Diego,CA	7- 2-70
100 yards	10.3h	George Rhoden(JAM,MO CAL SEN TC)	San Diego,CA	7- 2-70
220 yards	23.0	Richard Stolpe(U.S. NAVY)	San Diego,CA	7- 4-70
440 yards	52.3	Bill Fitzgerald(SENIORS TC - LA)	San Diego,CA	7- 5-69
880 yards	2:00.9	Bill Fitzgerald(SENIORS TC - LA)	San Diego,CA	7- 2-71
one mile	4:31.8	James Van Tatenhove(SEN TC - LA)	San Diego,CA	7- 3-71
two miles	9:38.8	Peter Mundle(SANTA MONICA AA)	San Diego,CA	7- 5-69
three miles	14:51.8	Peter Mundle(SANTA MONICA AA)	San Diego,CA	7- 4-69
six miles	31:28.4	Peter Mundle(SANTA MONICA AA)	San Diego,CA	7-19-68
fifty miles	6:13:17	Ed Almeida(SAN DIEGO TC)	Santa Monica,CA	9- 9-78

RUNNING - METRIC DISTANCES

100 meters	10.88	Bill Collins(Houston,TX)	Naperville,IL	7- 5-91
200 meters	21.86	Bill Collins(Houston,TX)	Spokane,WA	8-15-92
400 meters	48.61	James King(San Diego,CA)	San Diego,CA	7-21-89
800 meters	1:55.7	George Cohen(SO. CAL. STRIDERS)	Los Gatos,CA	8-15-81
1500 meters	3:56.30	Larry Almborg(Ellensburg,WA)	San Diego,CA	7-22-89
5000 meters	14:49.8	Albie Thomas(AUS)	White Plains,NY	8- 8-75
10,000 meters	30:37.94	Craig Young(Colorado Spgs,CO)	Orono,ME	8- 1-98

HURDLE EVENTS

110 meter hurdles (39")	14.37	Peter Grimes(San Francisco,CA)	Orlando,FL	8-27-99
400 meter hurdles (36")	53.10	James King(San Diego,CA)	Naperville,IL	7- 6-91
3000 meter steeplechase	9:29.8	Jim McDonald(NZ)	White Plains,NY	8- 9-75

RACEWALKING

one mile	7:06.8	John Kelly(SO. CAL. STRIDERS)	San Diego,CA	7- 3-71
six miles	50:36.6	Johnny Markon(LONG ISLAND TC)	San Diego,CA	7- 5-69
5000 meters	22:26.0	Raymond Funkhouser(Toms River,NJ)	Spokane,WA	8-14-92

FIELD EVENTS

high jump	6'10 1/4	Dennis Lewis((Ypsilanti,MI)	Orlando,FL	8-28-99
pole vault	16'3	Ed Lipscomb(Portland,OR)	Spokane,WA	8-14-92
long jump	22'6	Michael James(GBR)	San Diego,CA	7-22-89
triple jump	51'1 3/4	Milan Tiff(Los Angeles,CA)	San Diego,CA	7-20-89
shot put (16 pounds)	53'3 1/4	Ed McComas(BALT. OLYMPIC CLUB)	White Plains,NY	8- 9-75
discus throw (2.0 Kg)	179'1	Jay Silvester(UT)	Houston,TX	9-17-83
hammer throw (16 pounds)	222'1	Howard Payne(GB)	San Diego,CA	7- 2-71
javelin throw (800 grms)	250'0	Tom Petranoff(Cranston,RI)	Orono,ME	8- 2-98

COMBINED EVENTS

(Using 1994 WAVA standards factors based on 1985 IAAF scoring tables)

decathlon (39" HURDLES)	7791	Wolfgang Linkmann(WG)	San Antonio,TX	6- 6-81
		(11.6,6.41,14.37,1.80,55.2,15.12,44.22,3.90,53.86,5:19.2)		
pentathlon	3542	Gary Miller(CORONA DEL MAR TC)	Los Gatos,CA	8-16-81
		(6.10,46.45,23.0,31.40,4:47.5)		

RELAYS

440 (4X110)	44.4	CORONA DEL MAR TRACK CLUB	San Diego,CA	7- 1-72
		(Davisson-Jackson-Schlegel-Stolpe)		
one mile (4X440)	3:29.08	WEST VALLEY TRACK CLUB	Eugene,OR	8-17-84
		(Brooks-Romaine-Cain-Mason)		
two mile (4X880)	8:10.4	WEST VALLEY TRACK CLUB	Eugene,OR	8-18-84
		(Romaine-Thomas-Mason-Franklin)		

RELAYS - METRIC DISTANCES

400 (4X100)	43.9	NEW YORK PIONEER CLUB	Atlanta,GA	7- 8-78
		(Bertrand-Weaver-Budd-Riddick)		
800 (4X200)	1:33.5	NEW YORK PIONEER CLUB	Atlanta,GA	7- 8-78
		(Bertrand-O'Neal-Budd-Riddick)		
1600 (4X400)	3:30.6	CORONA DEL MAR TRACK CLUB	San Diego,CA	7- 2-72
		(Jackson-Tetraut-Palmer-Stolpe)		
3200 (4X800)	8:11.02	WEST VALLEY TRACK CLUB	New York,NY	7-19-86
		(Thomas-Franklin-Tracy-Mason)		

MEN'S AMERICAN INDOOR MASTERS RECORDS

RUNNING

50 yards	5.6	Lloyd Riddick(NYPC)	Hightstown,NJ	2-19-78
50 yards	5.6	Arnold Budd(NYPC)	Hightstown,NJ	2-19-78
60 yards	6.4	Hugo Hartenstein(COLORADO T. C.)	Boulder,CO	12- 5-76
60 yards	6.4	Dean Smith(SO. CAL. STRIDERS)	Los Angeles,CA	1-22-72
300 yards	32.47	Stan Whitley(Pomona,CA)	Baton Rouge,LA	2-27-86
440 yards	53.9	Thane Baker(Dallas,TX)	Dallas,TX	3-27-76
500 yards	63.8	James Goss(BEVERLY HILLS STRIDS)	Anaheim,CA	1-27-75
600 yards	1:15.7	Glen Shane(NYPC)	Syracuse,NY	3-29-80
880 yards	2:01.5	Jim Van Tattenhove(STC)	San Diego,CA	2-19-72
1000 yards	2:19.2	Ernest Billups(UCTC)	Ann Arbor,MI	3-18-79
one mile	4:14.59	Ken Popejoy(Wheaton,IL)	New York,NY	2- 5-93
two miles	9:22.2	Peter Hallop(Ann Arbor,MI)	Ypsilanti,MI	1-15-88

RUNNING - METRIC DISTANCES

50 meters	6.2	James Lingel(BAY AREA STRIDERS)	Oakland,CA	2-10-73
60 meters	6.97	Eddie Hart(Oakland,CA)	Madison,WI	3-24-90
200 meters	22.19	Bill Collins(Houston,TX)	Reno,NV	2-26-95
400 meters	50.64	James King(San Diego,CA)	E. Rutherford,NJ	2- 9-90
800 meters	1:55.5	Ken Popejoy(Wheaton,IL)	Platterville,WI	1-30-93
1500 meters	3:56.7	Ken Popejoy(Wheaton,IL)	Chicago,IL	3-16-91
3000 meters	8:33.68	Craig Fram(Plaistow,NH)	Boston,MA	3-26-99
5000 meters	15:55.0	Lew Faxon(TIDEWATER STRIDERS)	Lexington,VA	3- 7-81

HURDLE EVENTS

50 yard hurdles (39")	6.9	Phil Mulkey(ATLANTA TC)	New Haven,CT	3-13-77
60 yard hurdles (39")	7.64	Lamar Miller(Ann Arbor,MI)	Baton Rouge,LA	2-23-86
60 meter hurdles (39")	8.15	Stan Druckrey(Milwaukee,WI)	Columbus,OH	4- 1-89

RACEWALKING

one mile	7:18.2	Sal Corallo(PVT VALLEY TC)	Philadelphia,PA	2-29-76
3000	12:35.0	Donald DeNoon(IL)	Carbondale,IL	2- 5-94
3000	p12:25.9	Ray Funkhouser(NJ)	Princeton,NJ	1-10-93
5000	20:01.50	Jonathon Mathews(Palo Alto,CA)	ATLANTA,GA	3- 5-94

FIELD EVENTS

high jump	6'7 1/4	Steve Harkins(NY)	Bozeman,MT	3-20-93
pole vault	17'0	Earl Bell(Jonesboro,AR)	Jonesboro,AR	8-26-95
long jump	23'1	Stan Whitley(Pomona,CA)	Baton Rouge,LA	2-22-86
triple jump	48'7 1/2	Milan Tiff(Los Angeles,CA)	Reno,NV	2-26-95
shot put (16 pounds)	65'10 1/4	Brian Oldfield(CA)	Johnson City,TN	1-17-86
weight throw (35 pounds)	64'10 3/4	Al Hall(NYAC)	New Haven,CT	3-13-77
super weight (56 pounds)	32'2	Dave Vandergriff(Surfside Bch,SC)	Boston,MA	3-28-99

RELAYS

one mile (4X440)	3:34.4	NEW YORK PIONEER CLUB (O'Neal-Valentine-Shane-Small)	West Point,NY	3-15-80
two mile (4X880)	8:30.0	NEW YORK PIONEER CLUB (Connelly-Krebs-Genovese-Zipper)	New Haven,CT	3-13-77
640 (4X160)	1:12.7	CORONA DEL MAR TRACK CLUB (Schlegal-Jackson-Cheek-Knox)	Anaheim,CA	1-27-75
1600 (4X400)	3:33.3	NEW YORK PIONEER CLUB (Gaton-Small-Shane-O'Neal)	Syracuse,NY	3-29-80
3200 (4X800)	9:00.8	NEW YORK MASTERS CLUB (Fine-Bohigian-Krebs-Zipper)	Syracuse,NY	3-29-80
3200 (4X800)	p8:19.09	METROPOLITAN A. C. (S. Keyes-M. Keyes-Green-Talib)	Blaine,MN	3-23-91
3200 (4X800)	p8:24.03	WEST VALLEY TRACK CLUB	Madison,WI	3-28-87
distance medley (440-880-1320-one mile)	11:01.4	ANN ARBOR TRACK MASTERS (Hiedholm-Bernard-Lampman-Sleeman)	Ann Arbor,MI	1-22-83

MEN'S MASTER INDOOR CHAMPIONSHIP MEET RECORDS

RUNNING

50 yards	5.7	Larry Wilson(PHIL MASTERS)	New Haven,CT	3-13-77
50 yards	5.7	Clifton Bertrand(TRINIDAD,NYPC)	Medford,MA	3-14-76
60 yards	6.5	Ken Dennis(CORONA DEL MAR TC)	Boston,MA	3-27-82
60 yards	p6.45	Stan Whitley(Pomona,CA)	Madison,WI	3-28-87
300 yards	32.47	Stan Whitley(Pomona,CA)	Baton Rouge,LA	2-27-86
440 yards	57.1	Mathew Brown(Edison,NJ)	Hightstown,NJ	3- 2-75
600 yards	1:15.7	Glen Shane(NYPC)	Syracuse,NY	3-29-80
880 yards	2:07.1	William Krebs(NYPC)	Hightstown,NJ	3- 2-75
1000 yards	2:19.2	Ernest Billups(UCTC)	Ann Arbor,MI	3-18-79
1000 yards	p2:18.94	Russel Schneichel(CAN)	Madison,WI	3-28-87
one mile	4:25	Ernie Billups(UCTC)	Boston,MA	3-27-82
one mile	p4:18.65	Tracy Smith(Bishop,CA)	Madison,WI	3-28-87
two miles	9:30.90	Albin Swenson(Wolcott,CT)	Baton Rouge,LA	3-20-88
two miles	p9:29.50	Albin Swenson(Wolcott,CT)	Madison,WI	3-28-87

RUNNING - METRIC DISTANCES

60 meters	6.97	Eddie Hart(Oakland,CA)	Madison,WI	3-24-90
200 meters	22.19	Bill Collins(Houston,TX)	Reno,NV	2-26-95
400 meters	50.16	Fred Sowerby(Antigua)	Columbus,OH	4- 3-92
800 meters	1:57.03	Ken Popejoy(Wheaton,IL)	Columbus,OH	4- 5-92
1500 meters	3:59.24	Nolan Smith(Pasadena,CA)	Blaine,MN	3-23-91
3000 meters	8:33.68	Craig Fram(Plaistow,NH)	Boston,MA	3-26-99

HURDLE EVENTS

50 yard hurdles (39")	6.7	Clifton Bertrand(TRINIDAD,NYPC)	New Haven,CT	3-13-77
60 yard hurdles (39")	7.64	Lamar Miller(Ann Arbor,MI)	Baton Rouge,LA	2-23-86
60 meter hurdles (39")	8.15	Stan Druckrey(Milwaukee,WI)	Columbus,OH	4- 1-89

RACEWALKING

one mile	7:20.2	Jack Boitano(STRATFORD SPARTANS)	Hightstown,NJ	3- 2-75
two miles	14:13.8	Ron Kulik(NYAC)	Ann Arbor,MI	3-18-79
3000 meters	13:36.62	Robert Keating(Nashua,NH)	Boston,MA	3-27-99

FIELD EVENTS

high jump	6'7 1/4	Steve Harkins(NY)	Bozeman,MT	3-20-93
pole vault	15'1 1/2	Jerry Cash(Tigard,OR)	Reno,NV	2-24-95
long jump	23'1	Stan Whitley(Pomona,CA)	Baton Rouge,LA	2-22-86
triple jump	48'7 1/2	Milan Tiff(Los Angeles,CA)	Reno,NV	2-26-95
shot put (16 pounds)	52'10 3/4	Ed Hill(AL)	Baton Rouge,LA	2-22-86
shot put (16 pounds)	52'10 3/4	Gary England(Orlando,FL)	Boston,MA	3-27-99
weight throw (35 pounds)	64'10 3/4	Al Hall(NYAC)	New Haven,CT	3-13-77
super weight (56 pounds)	32'2	Dave Vandergriff(Surfside Bch,SC)	Boston,MA	3-28-99

RELAYS

one mile (4X440)	3:52.4	NEW YORK PIONEER CLUB (Connor-Rizzo-Valentine-Zipper)	New Haven,CT	3-13-77
two mile (4X880)	8:30.0	NEW YORK PIONEER CLUB (Connelly-Krebs-Genovese-Zipper)	New Haven,CT	3-13-77
1600 (4X400)	3:33.3	NEW YORK PIONEER CLUB (Gaton-Small-Shane-O'Neal)	Syracuse,NY	3-29-80
3200 (4X800)	9:00.8	NEW YORK MASTERS CLUB (Fine-Bohigian-Krebs-Zipper)	Syracuse,NY	3-29-80
3200 (4X800)	p8:19.09	METROPOLITAN A. C. (S. Keyes-M. Keyes-Green-Talib)	Blaine,MN	3-23-91
3200 (4X800)	p8:24.03	WEST VALLEY TRACK CLUB (Thomas-Romaine-Franklin-Mason)	Madison,WI	3-28-87

MEN'S AMERICAN OUTDOOR ALL-COMERS RECORDS

(WHERE DIFFERENT FROM U.S. CITIZENS RECORDS ABOVE)

400 meters	48.10	Rolf Gisler(SWI)	Buffalo,NY	7-22-95
one mile	3:58.15	Eamonn Coghlin(IRL)	New York,NY	2-20-94
two miles	9:07.4	Fred Norris(GB)	Sulpher,LA	4-17-62
three miles	14:23	Fred Norris(GB,BOSTON AA)	Hudson,MA	6-12-63
5000 meters	14:26.43	Wilson Waigwa(KEN)	Eugene,OR	8- 1-89
four miles	19:39.0	Laurie Ohara(GB,BOSTON AA)	San Diego,CA	7- 6-73
five miles	24:46.6	Laurie Ohara(GB)	San Diego,CA	7- 6-73
six miles	29:25	Fred Norris(GB,BOSTON AA)	New London,CT	9-25-62
10,000 meters	30:37.82	Omer Van Noten(BEL)	Eugene,OR	7-30-89
5000 meter walk	22:01	Jean-Claude Berton(FRA)	Eugene,OR	8- 4-89
440 (4X110)	44.1	NEW YORK PIONEER CLUB (Riddick-Budd-Thomas-Bertrand)	New York,NY	7-20-77
880 (4X220)	1:32.8	NEW YORK PIONEER CLUB (Riddick-Budd-Thomas-Bertrand)	New York,NY	7-20-77
400 (4X100)	43.01	Great Britain Team (Franklyn,Caines,Peters,Ross)	Buffalo,NY	7-23-95
1600 (4X400)	3:21.54	US TEAM (Thiel-Brinker-Tucker-King)	Eugene,OR	8- 6-89
3200 (4X800)	8:00.2	WEST VALLEY TRACK CLUB (Mason-Franklin-Thomas-Romaine)	Berkeley,CA	7- 7-84
distance medley (440-880-1320-one mile)	10:40.0	WEST VALLEY TRACK CLUB (Mason-Romaine-Thomas-Franklin)	Berkeley,CA	2-23-85