



From left: Ed Gonera, Kevin Morning, Sal Allah and Dr. Ray Blackwell.

# MASTERS AGE RECORDS




PHOTO BY SUZY HESS

Rose Monday, San Antonio, Texas, passes Elaine Rancatore, Miramar, Fla., to win the W40 mile in 5:05.34, National Masters Indoor Championships, Boston. Monday broke the W40 U.S. record for the 800 (2:16.01) later in the meet.

## NATIONAL MASTERS NEWS Subscription Form

The *National Masters News* is the official world and U.S. publication for masters track & field, long distance running and race walking. It contains information you can't get anywhere else. Subscribe Now.

2nd Class rates:

(USA, Canada, Mexico)

- 6 months \$15  
 1 Year \$26  
 2 Years \$48  
 3 Years \$70

1st Class rates:

(USA, Canada, Mexico)

- 1 Year \$42  
 2 Years \$80  
 3 Years \$115

Foreign rates:

(Air mail)

- 1 Year \$45  
 2 Years \$85  
 3 Years \$125

- Payment enclosed  
 Bill me later  
 \$\_\_\_\_\_ as a contribution to your work

Circle applicable sports: T L R (T=T&F; L=LDR; R=RW)

Name \_\_\_\_\_

Address \_\_\_\_\_

City \_\_\_\_\_ State \_\_\_\_\_ Zip \_\_\_\_\_

Send to: National Masters News  
 Subscription Dept.  
 P.O. Box 16597  
 North Hollywood, CA 91615-6597

Or Call:  
 818/760-8983

CZZMN

# MASTERS AGE RECORDS

## FOR 2002

(2001 edition)

### WORLD AND U.S. AGE RECORDS FOR TRACK & FIELD

Compiled by

Peter Mundle - Men's Records

Shirley Dietderich - Women's Records

Rex Harvey - Multievent Records

### WORLD AND U.S. AGE RECORDS FOR MEN'S & WOMEN'S RACEWALKING

Compiled by

Beverly LaVeck

Addresses: Peter Mundle: 4017 Via Marina, #C301, Venice, CA 90292  
Shirley Dietderich: 5 Arcade Avenue, Berkeley, CA 94708  
Rex Harvey: 6744 Connecticut Colony Circle, Mentor, OH 44060  
Beverly LaVeck: 6633 NE Windermere Road, Seattle, WA 98115

Masters Age Records 2002 has the blessing of the USA Track & Field (USATF) Masters Track & Field Committee, George Mathews, Chairman. This book was published with the help of the National Masters News and Nolan Fowler (compiler of the weight throws).

These pages contain the known world and U.S. bests for standard track and field events, age 35 and above, as of October 31, 2001. If an American best is not a world best, It is listed below the world best.

Please be aware that these are single-age "bests" and not official WAVA or USATF records. Due to time constraints these marks do not receive the same scrutiny as the official five year age group records that are published by the National Masters News. Thus these "bests" may differ from the official five year records.

Information, from left to right: age, performance, athlete's name and residence (or country of origin), and date of meet.

key to abbreviations: n = noteworthy racewalk mark, h = heat, m = metric event, i = indoor mark, dec = mark made in decathlon, pen = mark made in pentathlon, w = wind-assisted mark, y = track mark made at imperial distance (yards, feet or miles), p = pending verification of date of birth, date of meet, wind velocity, etc.

# Men's Track & Field

## 100 YARDS

(when better than corresponding 100m times)

35	09.6	Clifton Bertrand(TRI)	8- -71	38	10.38 +1.6	Linford Christie(GBR)	8-29-98
36	09.6	Clifton Bertrand(TRI)	6- 8-72	10.71		Clarence Ray(US)	6-12-83
	09.9	Lamar Miller(MI)	6-19-82	10.8		Walt Butler(CA)	6-23-79
37	09.7	Walt Butler(CA)	6-11-78	10.8		Kenneth Dennis(CA)	6-28-75
38	09.9	Walt Butler(CA)	6- 2-79	10.8		Tom Randolph(MI)	6-14-80
	09.9	Percy Knox(CA)	6-28-72	10.5h		David James(US)	6-30-74
39	09.9	Dean Smith(CA)	7-21-71	40	10.6	Eddie Hart(CA)	9-16-89
	09.9	Robert Thomas(NY)	6-15-72	41	10.7	Eddie Hart(CA)	4-28-90
40	09.9	Percy Knox(CA)	8- 1-74	42	10.8	Manuel Ulacio(VEN)	9- 3-82
	09.9	Robert Thomas(NY)	6-16-73	10.89		Eddie Hart(CA)	6- 8-91
	09.9	Jim Weaver(TX)	6-17-76	43	10.8	Thaddeus Bell(SC)	6- 6-87
41	09.8	Percy Knox(CA)	7-11-75	44	10.96 +0.4	Neville Hodge(MD)	4-28-00
42	09.8	Thane Baker(TX)	7-13-74	11.0		Percy Knox(CA)	1-20-78
43	10.1	Percy Knox(CA)	12- 3-76	45	11.03	Stan Whitley(CA)	6-22-91
	10.1	Clifton Bertrand(TRI)	4- -79	11.1		Walt Butler(CA)	5-31-86
44	10.0	Percy Knox(CA)	7-11-78	11.1		George Rhoden(JAM)	6-17-72
45	10.3	Thane Baker(TX)	7-23-77	46	11.05	Kenneth Dennis(CA)	9-17-83
	10.3h	Richard Stolpe(NB)	7- 2-70	47	11.0	Percy Knox(CA)	12-13-80
46	10.0	Thane Baker(TX)	5-27-78	48	11.0	Thane Baker(TX)	6-14-80
47	10.5	Matt Brown(NJ)	6-20-81	49	11.8 +1.6	William Collins(TX)	8-12-00
48	10.5	Jack Greenwood(KS)	7-13-74	50	11.2	Kenneth Dennis(CA)	7-18-87
	10.5	Edmund Schuler(FL)	6- 5-76	51	11.38	Stephen Robbins(CA)	8-13-94
49	10.5	Edmund Schuler(FL)	2-19-77	11.40		Thane Baker(TX)	9-24-83
50	10.5	Alphonse Juilland(CA)	8-18-73	11.4		Hugo Hartenstein(CO)	5-24-86
51	10.5	Edmund Schuler(FL)	7-28-78	52	11.3	Thane Baker(TX)	6-23-84
52	10.6	Rudolph Valentine(NY)	4- 3-76	53	11.5	Thane Baker(TX)	8- 3-85
53	10.8	Edmund Schuler(FL)	6-28-80	11.50		Bert Lancaster(PA)	9-19-81
54	10.8	Alfred Guidet(CA)	8- 5-72	54	11.5	Thane Baker(TX)	5-24-86
55	10.7	Charles Beaudry(TX)	8-10-74	55	11.6	Payton Jordan(CA)	4- 1-72
	10.7	Alfred Guidet(CA)	7-14-73	56	11.6	Alfred Guidet(CA)	6-22-74
56	10.7	Payton Jordan(CA)	3-25-72	57	11.6	Payton Jordan(CA)	6-23-73
57	10.7	Payton Jordan(CA)	4-27-74	57	11.57 +0.3	Ron Taylor(GBR)	8- 3-91
58	10.8	Payton Jordan(CA)	5-22-75	11.6		Payton Jordan(CA)	6-22-74
59	10.8	Payton Jordan(CA)	5- 8-76	58	11.9	Payton Jordan(CA)	4-27-75
60	11.1	Charles Beaudry(TX)	4-21-79	59	11.7	Payton Jordan(CA)	3-20-76
	11.1	Payton Jordan(CA)	5-21-77	60	11.70	Ron Taylor(GBR)	6- 4-94
61	10.9	Payton Jordan(CA)	5- 6-78	12.0		Payton Jordan(CA)	6-25-77
62	10.9	Payton Jordan(CA)	5- 5-79	61	11.8	Payton Jordan(CA)	5-27-78
63	11.2	Payton Jordan(CA)	3-22-80	62	12.3	Payton Jordan(CA)	4-22-79
64	10.9	Payton Jordan(CA)	2- 6-82	12.3h		Fritz Assmy(GFR)	8- 8-77
65	12.1	Harry Koppel(CA)	3- -79	12.3		Colin Fairry(GBR)	9-10-78
66	12.1	Harry Koppel(CA)	7-19-79	12.0		Payton Jordan(CA)	5-31-80
67	12.1	Harry Koppel(CA)	1-24-81	64	12.3	Payton Jordan(CA)	5-30-81
68	12.1	Harry Koppel(CA)	7-16-81	65	12.5	Bernard Hogan(AUS)	11-30-85
69	12.5	Ken Carnine(CA)	4- -77	12.60		Payton Jordan(CA)	4-25-82
70	12.2	Tim Murphy(TX)	6-20-92	66	12.56	Payton Jordan(CA)	5-21-83
71	12.78	Tim Murphy(TX)	6- 5-93	67	12.78	James Law(NC)	10-15-93
	12.8	Gilberto Gonzalez(PUR)	4-20-85	68	12.98 +1.5	Wolfgang K Reuter(GER)	6-14-98
72	12.9	Gilberto Gonzalez(PUR)	5-29-86	13.0		Payton Jordan(CA)	4-27-85
77	14.6	Lamar Jackson(CO)	5- 7-83	13.00		James Law(NC)	8-12-94
78	14.3	Herbert Anderson(CO)	7-26-80	69	13.0	Gilberto Gonzalez(PUR)	7- 4-82
79	14.1	Herbert Anderson(CO)	7-25-81	13.1		Harry Koppel(CA)	6-12-82
82	15.3	Herbert Anderson(CO)	7-28-84	70	13.0	Payton Jordan(CA)	4-25-87
83	15.9	A. E. Pitcher(IN)	5-10-85	71	13.09	Payton Jordan(CA)	5-28-88
84	16.0	A. E. Pitcher(IN)	6-15-86	72	13.1	Payton Jordan(CA)	4-29-89
85	17.4	Konrad Boas(NY)	10-25-88	73	13.47	Payton Jordan(CA)	5- 5-90
				74	12.91	Payton Jordan(CA)	6-22-91
				75	13.4	Payton Jordan(CA)	4-25-92
				76	13.64 -0.8	Fritz Assmy(GER)	8-16-91
				14.10		William Weinacht(OH)	10-15-93
				77	13.80 +1.3	Fritz Assmy(GER)	6-28-92
				14.69		Milton Silverstein(VA)	4-26-97
				14.70		Payton Jordan(CA)	5-28-94
				78	14.78	Payton Jordan(CA)	5-27-95
				79	14.44 -0.4	Fritz Assmy(GER)	8-27-94
				15.7		Barry Ivers(ME)	6-24-90
				15.7		Josiah Packard(CA)	10- 1-83
35	09.97	Linford Christie(GBR)	9-23-95	80	14.35	Payton Jordan(CA)	5-10-97
	10.10	Carl Lewis(TX)	8-23-96	81	14.52 +0.5	Payton Jordan(CA)	4-25-98
36	10.03	Linford Christie(GBR)	7-26-96	82	15.40 -1.9	Payton Jordan(CA)	3-12-00
	10.37	Delano Meriwether(US)	4-28-79	83	15.36 +1.9	Fritz Assmy(GER)	6-14-98
37	10.04	Linford Christie(GBR)	6-21-97	16.71 +1.3		Frank Finger(VA)	8- 1-98
	10.5	Walt Butler(CA)	6-17-78	84	16.15 -0.7	Giuseppe Marabotti(ITA)	7- 9-00

Pending marks

70	w11.9	Tim Murphy(TX)	6-13-92
72	w12.4	John Alexander(TX)	6-13-92

## 100 METERS

35	09.97	Linford Christie(GBR)	9-23-95	80	14.35	Payton Jordan(CA)	5-10-97
	10.10	Carl Lewis(TX)	8-23-96	81	14.52 +0.5	Payton Jordan(CA)	4-25-98
36	10.03	Linford Christie(GBR)	7-26-96	82	15.40 -1.9	Payton Jordan(CA)	3-12-00
	10.37	Delano Meriwether(US)	4-28-79	83	15.36 +1.9	Fritz Assmy(GER)	6-14-98
37	10.04	Linford Christie(GBR)	6-21-97	16.71 +1.3		Frank Finger(VA)	8- 1-98
	10.5	Walt Butler(CA)	6-17-78	84	16.15 -0.7	Giuseppe Marabotti(ITA)	7- 9-00



	17.4	A. E. Pitcher(IN)	6-21-86
85	16.16 +1.3	Giichi Suda(JPN)	8-23-98
	17.49 +1.6	Frank Finger(VA)	8-12-00
86	17.28	Harry Gathercole(AUS)	10-15-93
	18.24	Russell Randall(CO)	8-12-93
87	17.57 +0.3	Vittorio Colo(ITA)	7-31-99
	18.60	Anthony Castro(CA)	8-17-96
88	16.3	Duncan McClean(GBR)	7- 6-73
	17.86	Anthony Castro(CA)	8- 9-97
89	16.5	Duncan McClean(GBR)	6- -7-74
	20.32	Herbert Anderson(CO)	7-28-91
90	18.95	Anthony Castro(CA)	9-18-99
91	22.28	Buell Crane(ID)	7-21-91
92	20.67	Jing-chan Wang(TAI)	12- 5-87
	24.81	Everett Hosack(OH)	5- 7-94
93	23.15	Jing-chan Wang(TAI)	7-30-89
	24.7	Herb Kirk(MT)	8-11-89
94	26.5	Herb Kirk(MT)	8-24-90
95	35.25	Kapada Jahanbay(IND)	7- 7-01
96	24.01 +1.2	Erwin Jaskulski(AUT)	5-1-99
	28.9	Herb Kirk(MT)	7-31-92
98	35.6	Everett Hosack(OH)	5-21-00

Pending or wind aided marks			
41	w10.69	William Collins(TX)	6- 6-92
44	w11.0	Sepp Bolsinger(GER)	9- 7-86
51	w11.3	Karl Schroder(GER)	9- 2-90
58	w11.71	Reginald Austin(AUS)	7-16-95
58	w11.83	Kenneth Dennis(CA)	7-16-95
62	w12.2	Marion Sanchez(CA)	6- -9-94
62	w12.25 +2.5	Harold Tolson(CA)	8-12-00
66	w12.4	Dick Richards(CA)	7-14-00
66	w12.5	Hugo Schlegel(GER)	6-20-92
76	w13.99	William Weinacht(OH)	10-15-93
76	w14.07 +2.4	Melvin Larsen(IA)	8-12-00
77	p14.3	John Davison(US)	6-29-96
78	w14.16	Fritz Assmy(GER)	8-28-93
79	w14.05	Roderick Parker(US)	9-17-98
79	w14.38h	Guiseppa Marabotti(ITA)	7-16-95
82	w14.93 +3.3	Payton Jordan(CA)	10- 3-99
89	w18.31	Anthony Castro(CA)	6-19-99
95	w24.81 +3.8	Erwin Jaskulski(AUT)	6-13-98

## 200 METERS

35	20.11	Linford Christie(GBR)	6-25-95
	20.8	Delano Meriwether(US)	6- 9-78
36	20.29	Linford Christie(GBR)	6- 5-96
	21.7	Eugene Driver(CA)	6-28-86
	21.64	Larry Myricks(US)	4- 4-92
37	20.56 +0.7	Linford Christie(GBR)	6-22-97
	21.4	Eugene Driver(CA)	6-20-87
38	21.3	Edward Jefferis(RSA)	2-28-74
	22.0	Lama Miller(MI)	9-18-83
39	21.2	Edward Jefferis(RSA)	1-24-76
	21.8	William Collins(TX)	7-14-90
40	21.9	Reginald Austin(AUS)	8-10-77
	22.2	William Collins(TX)	6-22-91
41	21.86	William Collins(TX)	8-15-92
	21.9	Eddie Hart(CA)	4-28-90
42	21.8	Manuel Ulacio(VEN)	9- 4-82
	22.3y	Thane Baker(TX)	7-13-74
	22.19	William Collins(TX)	8-13-93
	22.20	Stan Whitley(CA)	8- 7-88
43	22.3	James Burnett(PA)	9-18-83
44	22.27	Stephen Peters(GBR)	7-23-97
	22.35 +1.4	Kevin Morning(CA)	8-13-00
45	22.3	George Rhoden(JAM)	7- 2-72
	22.36	Kevin Morning(CA)	7- 9-01
46	22.21 +1.6	Stephen Peters(GBR)	8- 3-99
	22.30	Stan Whitley(CA)	6-20-92
47	22.43 -1.9	Stephen Peters(GBR)	7-14-00
	22.59	Stan Whitley(CA)	8-13-93
48	22.49	Stan Whitley(CA)	8-14-94
49	23.37	Charles Williams(GBR)	8- 6-80
	23.6	Alphonse Juillard(CA)	6- 4-72
50	22.9	Kenneth Dennis(CA)	7-18-87
51	23.05h	Stephen Robbins(CA)	8-13-94
52	22.91	Ron Taylor(GBR)	7-31-86
	23.27	Stephen Robbins(CA)	7- 9-95

53	22.98	Stephen Robbins(CA)	6-29-96
54	23.55	Reginald Austin(AUS)	7-26-91
	23.6	Payton Jordan(CA)	2-19-72
	23.6	Stephen Robbins(CA)	6- 7-97
55	23.6	Alfred Guidet(CA)	6-24-73
56	23.37	Ron Taylor(GBR)	7- 5-90
	24.2y	Charles Beaudry(TX)	8- 3-75
	24.2y	Payton Jordan(CA)	3-24-73
57	24.3y	Alfred Guidet(CA)	7-26-75
58	24.23	Ralph Romain(TRI)	8-24-90
	24.76	Stephen Robbins(WA)	7- 9-01
	24.8	Jim Mathis(TN)	7-17-93
59	24.22	Ron Taylor(GBR)	7-17-93
	24.86	Jim Mathis(TN)	7- 8-94
60	24.00 -0.3	Ron Taylor(GBR)	6-10-94
	24.9	Payton Jordan(CA)	6-19-77
61	24.78 +0.7	Jurgan Radke(GER)	8- 2-98
	24.92 +1.2	Harold Tolson(CA)	8- 3-99
	25.0	Payton Jordan(CA)	5-27-78
62	24.76 +1.5	Jurgan Radke(GER)	8- 3-99
	25.09 +1.7	Harold Tolson(CA)	8-13-00
63	25.33i	Larry Colbert(MD)	3-26-00
	25.34	Dick Richards(CA)	9-20-97
64	25.5	Payton Jordan(CA)	4-26-81
65	25.6	Bernard Hogan(AUS)	12- 6-85
	26.09	Jim Mathis(TN)	6-24-00
	26.10	James Law(NC)	5- 4-91
	26.1	Payton Jordan(CA)	6-12-82
66	26.29	Payton Jordan(CA)	5-21-83
67	25.21	James Law(NC)	8-13-93
68	26.51	James Law(NC)	8-14-94
69	26.69	Jim Selby(CA)	7-11-98
	26.7	Harry Koppel(CA)	6-12-82
70	26.8	Payton Jordan(CA)	6-20-87
71	27.23 +0.4	Allan Meddings(GBR)	8- 3-99
	27.3	Payton Jordan(CA)	4-30-88
72	27.3	Payton Jordan(CA)	6-18-89
73	28.29	Fritz Assmy(FRG)	7-30-88
	28.30 -0.4	Bill Melville(WI)	8-13-00
74	27.71	Payton Jordan(CA)	6- 8-91
75	28.14	Payton Jordan(CA)	6-20-92
76	29.07h	Fritz Assmy(FRG)	7-23-91
	29.65	William Weinacht(OH)	8-13-93
77	29.68 +1.6	Fritz Assmy(GER)	7- 1-92
	30.35	Melvin Larsen(IA)	7- 9-01
78	29.80	Fritz Assmy(GER)	8-29-93
	31.1	Anthony Castro(CA)	3- 5-88
79	30.77 0.0	Fritz Assmy(GER)	8-28-94
	31.72	Roderick Parker(US)	9-17-98
80	30.89	Payton Jordan(CA)	8-10-97
81	31.20 NWI	Payton Jordan(CA)	7-19-98
82	32.82 +1.4	William Weinacht(OH)	8- 3-99
83	33.72 +0.2	Fritz Assmy(GER)	8- 2-98
	36.28	A. E. Pitcher(IN)	5-25-85
84	37.5	A. E. Pitcher(IN)	5-29-86
85	35.82	Kizo Kimura(JPN)	10-20-96
	37.40 +1.3	Frank Finger(VA)	8-13-00
86	35.99	Harry Gathercole(AUS)	10-11-93
	39.79i	Russell Randall(CO)	3-21-93
87	37.37 -1.1	Friederich E Mahlo(GER)	8- 3-99
	40.43	Russell Randall(CO)	8-14-94
88	37.46 -0.8	Vittorio Colo(ITA)	7-14-00
	40.85	Anthony Castro(CA)	6-13-98
	40.90	Russell Randall(CO)	7-19-95
89	38.12 -1.2	Vittorio Colo(ITA)	4-29-01
	40.40	Anthony Castro(CA)	6-19-99
90	42.78 -1.4	Anthony Castro(CA)	9-18-99
91	51.5	Duncan McClean(GBR)	6-12-76
	61.7	Paul Spangler(CA)	6-23-90
92	56.3	Everett Hosack(OH)	8-28-94
93	52.21	Jing-chan Wang(TAI)	8- 3-89
	52.33	Herb Kirk(MT)	8- 3-89
94	93.39	Paul Spangler(CA)	6-12-93
95	61.1	Everett Hosack(OH)	5-31-97
96	57.58 -4.7	Erwin Jaskulski(AUT)	7-17-99
	63.08 0.0	Waldo McBurney(KS)	8- 3-99
97	82.6 -1.6	Everett Hosack(OH)	6-20-99
98	1:41.6	Everett Hosack(OH)	3-26-00

Pending or wind aided marks			
37	w20.59	Linford Christie(GBR)	4-24-97
46	w23.19 +2.7	Stephen Peters(GBR)	8- 3-99
60	w23.99	Ron Taylor(GBR)	- -94
62	w24.62 +2.3	Jurgan Radke(GER)	8- 3-99
62	w24.77 +2.1	Larry Colbert(MD)	8-29-99
66	w25.8	Berthold Neumann(GER)	8-27-97
66	w26.09	Dick Richards(CA)	7-14-00
76	w28.71	Fritz Assmy(GER)	8-17-91
77	p30.1	John Davison(US)	6-29-96
77	w30.04	Milton Silverstein(VA)	8-10-97
87	p35.10	Loy Murrell(FL)	5-10-97

## 400 METERS

35	46.38	James King(CA)	5-25-84
36	47.6	Eugene Driver(CA)	7- 2-86
37	47.97	Clifton McKenzie(CA)	6-20-92
38	48.87	Clifton McKenzie(CA)	8-11-93
39	48.0	Hagues Roger(FRA)	6- 1-80
	49.47i	Ray Blackwell(NY)	3-28-98
40	48.26	Elvis Forde(BAR)	8-11-00
	48.44	James King(CA)	8- 5-89
41	47.87	Manuel Ulacio(VEN)	11-14-81
	49.18	Sai Allah(NJ)	7-13-01
42	47.5	Lee Evans(CA)	4- -89
43	48.4	Hagues Roger(FRA)	5-27-84
	48.87	Stan Whitley(CA)	8- 5-89
44	48.7	Hagues Roger(FRA)	5-19-85
	50.07	Stan Whitley(CA)	8- 3-90
45	49.89	Fred Sowerby(NV)	1-29-94
46	50.24	Stan Whitley(CA)	7-12-92
47	50.39	Stan Whitley(CA)	8-11-93
48	50.29	Stan Whitley(CA)	8-12-94
49	51.31	Guido Mueller(GER)	5-29-88
	52.0	Jack Greenwood(KS)	8- 8-75
50	51.39	Fred Sowerby(NV)	8-27-99
51	51.70	Harold Morioka(CAN)	6-25-94
	52.5	Don Parker(CA)	5-14-94
52	51.63	Stephen Robbins(CA)	7-22-95
53	52.58	Charles Allie(PA)	7-25-01
54	52.8	Ralph Romain(TRI)	8-31-86
	53.18	Dave Walter(WA)	8- 7-99
55	53.32	Dave Walter(WA)	7- 1-00
56	53.04	Guido Mueller(GER)	7-22-95
	54.5	Larry Colbert(MD)	9-15-93
57	52.8	Ralph Romain(TRI)	6-24-90
	55.7	Jack Greenwood(KS)	9-17-83
58	52.6	Ralph Romain(TRI)	7-22-90
	53.39	Larry Colbert(MD)	7-22-95
59	53.41	Ralph Romain(TRI)	7-27-91
	55.12	Jim Mathis(TN)	7- 8-94
	55.2	Rudolph Valentine(NY)	5- 7-83
60	53.9	Ralph Romain(TRI)	5-30-93
	56.32i	Larry Colbert(MD)	3-22-97
61	54.2	Ralph Romain(TRI)	9-15-93
	57.58i	Larry Colbert(MD)	3-28-98
62	55.1	Ralph Romain(TRI)	7-24-94
	55.99	Larry Colbert(MD)	8- 7-99
63	53.88	Ralph Romain(TRI)	7-22-95
	55.7i	Larry Colbert(MD)	3-25-00
64	56.45	Berthold Neumann(FRG)	7-22-95
	58.94	Paul W. Johnson(TX)	8- 4-99
65	57.52	Berthold Neumann(GER)	7-22-96
	58.79	James Law(NC)	7- 5-91
66	57.97	Earl Fee(CAN)	7-22-95
	58.05	Paul W. Johnson(TX)	6- 2-01
67	59.41	James Law(NC)	10-16-93
68	58.69	Ralph Romain(TRI)	7-13-01
	60.16	Chuck Sochor(MI)	9- 9-95
69	60.41	Willi Selzer(GER)	7-22-96
	62.41	John Alexander(TX)	8- 5-89
	61.29	Willi Selzer(GER)	8-15-97
	62.2	John Alexander(TX)	9-24-89
71	63.52	Willi Selzer(GER)	9-16-98
	63.65	Harry Brown(IL)	7-12-01
72	63.80	Earl Fee(CAN)	8-25-01
	65.11	Rodney Brown(UT)	8-27-99
73	63.08	Willi Selzer(GER)	7- 2-00
	64.6	Josiah Packard(CA)	8-10-77



KAREN HUFF

Phil Byrne (r), 2001 Masters Combined-Event Athlete of the Year, after his first-place finish in the M60 WAVA-Brisbane decathlon, with Emil Pawlik, USA, who was second.

74	63.61	Willi Selzer(GER)	7-12-01
	68.9	Harold Chapson(HI)	7- 2-77
75	67.28	Lucas Nel(RSA)	5-29-99
	68.5	Josiah Packard(CA)	6-23-79
76	66.88	Lucas Nel(RSA)	8- 7-99
	70.68	Roderick Parker(US)	7-22-95
77	71.05	Gerhard Herbst(GER)	7-13-01
	73.12	Roderick Parker(US)	8-22-96
	73.18	Harold Chapson(HI)	8- 1-79
78	72.26	Harold Chapson(HI)	1-13-81
79	71.20	Mike Johnston(AUS)	7-12-01
	72.02	Roderick Parker(US)	9-17-98
80	75.4	Harold Chapson(HI)	7- 9-83
81	75.6	Harold Chapson(HI)	7-16-83
82	76.32	Aleksander Emersaks(CAN)	8-14-93
	79.7	Harold Chapson(HI)	7-14-84
83	82.72	Friederich Mahlo(GER)	7-22-95
	88.0	Harold Chapson(HI)	12-14-85
84	88.15	Herbert Liedtke(SWE)	7- 2-00
	94.30	Max Springer(TN)	7-31-98
85	90.99	Herbert Liedtke(SWE)	7-13-01
	98.80	Max Springer(TN)	8- 7-99
86	93.36	Friederich E Mahlo(GER)	9-16-98
	93.59	Russell Randall(CO)	8-11-93

87	94.00	Friederich E Mahlo(GER)	8- 7-99	2:34.7	James Lytjen(CA)	8-18-93	50	4:27.65	Ron Robertson(NZL)	7-13-01	49	4:27.5	David Sirl(NZL)	11-16-91
	97.34	Max Springer(TN)	7-25-01	2:35.8	Harold Chapson(HI)	6-27-76		4:32.09	Jim Sutton(PA)	7-27-91		4:30.8	Ray Hatton(OR)	5-28-81
88	95.96	Friederich E Mahlo(GER)	7- 2-00	2:37.2	Harold Chapson(HI)	7- 2-77	61	4:37.80	Maurice Morrell(GBR)	3-20-94	50	4:32.2	Bill Fitzgerald(CA)	7-13-75
	98.34	Russell Randall(CO)	7-22-95	2:40.0	Harold Chapson(HI)	5-14-78		4:48.96	Bill McChesney(OR)	8- 5-89	51	4:25.04	Nolan Shaheed(CA)	6-23-01
89	97.75	Longino Perez(MEX)	7-27-91	2:45.4	Harold Chapson(HI)	6-24-79	62	4:28.66	Derek Turnbull(NZL)	8- 5-89	52	4:35.2	Alan Bradford(AUS)	11-16-91
90	1:53.3	A. Pittendrich(AUS)	11- 2-96	2:46.3	Harold Chapson(HI)	7-28-79		4:49.8	Don Longenecker(NM)	6-24-78		4:39.0	Ray Hatton(OR)	7-27-84
	2:00.2	Paul Spangler(CA)	9-16-89	2:47.4	Harold Chapson(HI)	12-31-80	63	4:38.84	Siem Herlaar(HOL)	6-12-93	53	4:30.06	Tom Roberts(AUS)	12- 6-87
91	1:57.46	Toshio Kojima(JPN)	10-20-96	2:46.7	Harold Chapson(HI)	8-15-81		4:44.31	Jim Sutton(PA)	8-14-94		4:41.31	Dan Conway(WI)	2-15-92
	2:13.89	Paul Spangler(CA)	8- 3-90	2:47.4	Harold Chapson(HI)	7-11-82	64	4:42.86	Siem Herlaar(HOL)	10-16-93	54	4:48.69	Paul Perry(IL)	3-27-99
92	2:11.05	Jing-chan Wang(TAI)	12- 5-87	2:49.4	Harold Chapson(HI)	10-09-83		4:56.0	Paul Heitzman(KS)	5-17-95	55	4:40.4	Jack Ryan(AUS)	12-15-77
	2:24.12	Paul Spangler(CA)	7-27-91	2:52.48	Harold Chapson(HI)	8-19-84	65	4:39.87	Siem Herlaar(HOL)	7-16-94		4:45.6	Vic Heckler(IL)	8-17-97
93	2:30.02	Jing-chan Wang(TAI)	8- 5-89	3:13.3	Harold Chapson(HI)	5- 4-86		4:39.9	Derek Turnbull(NZL)	3-14-92	56	4:47.40	Ray Hatton(OR)	6-25-88
	2.41.9	Herb Kirk(MT)	8-11-89	3:13	Harold Chapson(HI)	7-11-86		4:56.31	Joe King(CA)	7-27-91	57	4:51.60	Vic Heckler(IL)	12-11-99
94	2:35.2	Everett Hosack(OH)	8- 3-96	3:29.42	Longino Perez(MEX)	11-29-87	66	4:47.83	Siem Herlaar(HOL)	7-22-95	58	5:00.2	Maurice Tarrant(CAN)	6- 8-88
	2:57.28	Everett Hosack(OH)	3- 2-97	3:38.8	Alfred Funk(MT)	7-18-99		5:00.6	Don Longenecker(NM)	6-12-82		5:02.5	Victor Zwolak(DE)	6-22-97
95	2:49.4	Herb Kirk(MT)	7-31-92	3:38.8	Alfred Funk(MT)	8-12-00	67	4:53.45	Ed Whitlock(CAN)	9-12-98	59	5:00.06	Maurice Tarrant(CAN)	6-10-89
96	3:53.10	Everett Hosack(OH)	9-16-00	3:28.15	Alfred Funk(MT)	8-12-00		5:06.44	Paul Heitzman(KS)	8- 2-98		5:06.82	Vic Heckler(IL)	12-15-01
				3:45.5	Josef Galia(GFR)	9- 4-85	68	4:54.01	Ed Whitlock(CAN)	8- 7-99	60	4:54.07	Joop Rutter(HOL)	8- 1-93
				3:59.60	Philip Lawrence(AZ)	8- 3-99		5:11.6	William Andberg(MN)	8- 1-79		4:58.2	Jim Sutton(PA)	8-17-91
				3:51.50	Paul Spangler(CA)	5-23-87	69	5:04.3	Scotty Carter(MA)	6-14-86	61	4:57.1	John Gilmour(AUS)	11-13-80
				4:28.20	Longino Perez(MEX)	7-23-91	70	4:57.65	Siem Herlaar(HOL)	8-28-99		5:10.87	Dan McCormick(TX)	7- 1-00
				4:39.59	A. Pittendrich(AUS)	3- 9- 97		5:14.97	James Lytjen(CA)	7-27-91	62	5:05.5	Derek Turnbull(NZL)	6-21-89
				4:34.38	Paul Spangler(CA)	6-10-89	71	5:08.21	Akhmet Siraziev(RUS)	8- 7-99		5:17.5	Don Longenecker(NM)	4-16-78
				4:58.15	Alipio Santos(POR)	8- 3-99		5:22.84	James Lytjen(CA)	8-16-92	63	5:04.36	Rune Bergman(SWE)	12- 6-87
				5:16.0	Paul Spangler(CA)	8- 4-90	72	5:21.5	Harold Chapson(HI)	6-28-75		5:15.2	Clive Davies(OR)	6- 9-79
				6:19.65	Paul Spangler(CA)	6-23-91	73	5:21.1	Harold Chapson(HI)	5- 9-75	64	4:55.10	Siem Herlaar(HOL)	8- 1-93
				6:02.94	Herb Kirk(MT)	10-11-93	74	5:26.3	Harold Chapson(HI)	6-25-77		5:26.93	Archie Messenger(NY)	3-19-88
						7-23-91	75	5:28.5	Scotty Carter(MA)	6-28-92	65	4:56.4	Derek Turnbull(NZL)	2-29-92

## 800 METERS

35	1:43.36	Johnny Gray(CA)	8-16-95											
36	1:43.93	Johnny Gray(CA)	7-13-96											
37	1:44.56	Johnny Gray(CA)	7- 9-97											
38	1:45.47	Johnny Gray(CA)	6-21-98											
39	1:45.38	Johnny Gray(CA)	7-24-99											
40	1:48.81	Johnny Gray(CA)	3- 2-01											
41	1:51.25	Peter Browne(GBR)	6-11-90											
	1:55.7	George Cohen(CA)	8-15-81											
42	1:55.51	Ken Popejoy(IL)	1-30-93											
43	1:55.7	Ernest Billups(IL)	8-16-80											
44	1:56.1	Ernest Billups(IL)	8- 8-81											
45	1:56.16	Ronaldo Mercelina(HOL)	7- 7-91											
	1:57.73	George Cohen(CA)	8-23-85											
46	1:57.47h	Don Parker(CA)	3-17-90											
47	1:56.27	Don Parker(CA)	5-12-90											
48	1:58.1	Bill Fitzgerald(CA)	7- 6-73											
49	1:59.42	Don Parker(CA)	8-15-92											
	1:59.5	Bill Fitzgerald(CA)	7- 6-74											
50	1:59.45	Ronaldo Mercelina(HOL)	6-16-96											
	2:01.1	Bill Fitzgerald(CA)	6-29-75											
	2:00.11	Nolan Shaheed(CA)	4-27-01											
52	2:02.86	J. Nelson Da Silva(BRA)	7-23-91											
	2:03.19	Alston Brown(NY)	3-25-01											
53	2:03.5	Dean Smith(IL)	7-28-79											
54	2:04.8	Bill Fitzgerald(CA)	7- 7-79											
55	2:05.1	Reginald Phipps(GBR)	9-20-97											
	2:05.07	Tom Roberts(AUS)	8- 1-89											
	2:08.7	Vic Heckler(IL)	6-18-98											
56	2:06.33	Reginald Phipps(GBR)	8- 3-99											
	2:09.64	Ralph Miller(WA)	8- 7-88											
57	2:07.23	James F O'Neill(GBR)	8- 3-99											
	2:09.4	Bill Fitzgerald(CA)	7-10-82											
58	2:08.65	Berthold Neumann(FRG)	8- 1-89											
	2:13.0	Bill Fitzgerald(CA)	8-27-83											
59	2:13.0	Bill Fitzgerald(CA)	7- 1-84											
60	2:10.42	Alan Bradford(AUS)	8- 3-99											
	2:12.71	Sidney Howard(NJ)	8- 3-99											
61	2:14.98	Berthold Neumann(GER)	7- 1-92											
	2:15.46	Ralph Miller(WA)	8-13-93											
62	2:12.62	Derek Turnbull(NZL)	7-23-89											
	2:17.51	Ralph Miller(WA)	8-13-94											
63	2:15.62	Berthold Neumann(GER)	6- 9-94											
	2:18.77	Ralph Miller(WA)	7- 8-95											
64	2:14.8	Berthold Neumann(GER)	9- 6-95											
	2:20.77	Sid Wing(CA)	7- 8-95											
65	2:15.23	Earl Fee(CAN)	8-13-94											
	2:24.79	Jim Sutton(PA)	8-17-96											
66	2:14.33	Earl Fee(CAN)	7-18-95											
	2:24.12	Frank Haviland(NJ)	3-25-01											
67	2:17.54	Earl Fee(CAN)	8-22-96											
	2:26.66	Bob McGowan(CA)	9- 1-91											
68	2:18.7i	Earl Fee(CAN)	3-14-98											
	2:30.1	William Andberg(MN)	7-28-79											
69	2:17.05i	Earl Fee(CAN)	3-29-98											
	2:32.02	Jim Selby(CA)	6-13-98											
70	2:20.45i	Earl Fee(CAN)	3-28-99											
	2:27.57	James Lytjen(CA)	7-23-91											
71	2:30.67	Earl Fee(CAN)	5-13-00											
	2:31.1	James Lytjen(CA)	7-25-92											
72	2:26.28	Earl Fee(CAN)	9-23-01											

Pending marks  
54 p2:04.4 Berthold Neumann(GER) --85

## 1500 METERS

35	3:34.79	John Walker(NZL)	7-22-87											
	3:37.34	Steve Scott(CA)	5-17-91											
	3:33.91	Mike Bolt(KEN)	8-21-85											
	3:39.52	Steve Scott(CA)	5-22-92											
37	3:35.96	John Walker(NZL)	7-19-89											
	3:50.9	Bill Stewart(MI)	5-24-80											
38	3:37.01	Mike Bolt(KEN)	7-22-87											
	3:59.0	Harold Nolan(NJ)	5- 5-85											
	3:52.7	Ransay Thomas(MD)	7- 3-82											
	3:52.7	Michel Bernard(FRA)	5- 9-71											
	3:54.1	Bill Stewart(MI)	7-28-79											
40	3:45.31	Eamonn Coghlan(IRL)	2-26-93											
	3:47.64	Steve Scott(CA)	6- 1-96											
41	3:49.21	Wilson Waigwa(KEN)	7-29-90											
	3:56.43	William Krohn(US)	8- 7-99											
42	3:53.18	Larry Almborg(WA)	8- 5-89											
	3:50.43	Larry Almborg(WA)	7-29-90											
44	3:54.9	Bill Stewart(MI)	4-23-87											
	3:59.24	Ken Sparks(OH)	7-29-90											
46	3:58.3	Peter Molloy(GBR)	8- 9-95											
	4:04.4	Ernest Billups(IL)	9-27-83											
47	4:04.47	Ronaldo Mercelina(HOL)	10-16-93											
	4:07.9	Mike Manley(OR)	7-20-89											
	4:05.53	Alan Bradford(GBR)	12- 5-87											
48	4:08.23	Albin Swenson(CT)	7-22-95											
	4:09.3	William Baillie(NZL)	9-16-83											
	4:09.99	Ernest Billups(IL)	7-19-86											
50	4:05.2	Tom Roberts(AUS)	3-22-84											
	4:05.8	Ray Hatton(OR)	7- 8-82											
51	4:09.41	Ian Babe(NZL)	12- 5-87											
	4:14.2	Ray Hatton(OR)	7-29-83											
52	4:12.60	Reginald Phipps(GBR)	7-22-95					</						

8:32.52i	Craig Fram(NH)	3-23-01
43 8:17.4	Jack Foster(NZL)	1-31-76
8:44.0	Richard Burns(CA)	5-30-98
44 8:20.8	Lucien Rault(FRA)	6-4-80
8:50.0	Hal Higdon(IN)	7-13-75
8:50.0i	Bill Stewart(MI)	12-22-87
45 8:27.7	Nigel Gates(GBR)	8-19-98
8:46.26i	Richard Burns(CA)	3-24-00
46 8:47.2	Herbert Cordwener(GER)	9-30-86
9:11.72	Salih Talib(NY)	6-2-91
47 8:42.6	Josef Kurz(FRG)	8-21-86
8:59.60i	Nolan Smith(CA)	3-21-97
48 8:56.8i	Bill Stewart(MI)	1-19-91
49 8:49.02	Josef Kurz(FRG)	7-15-88
8:51.6	Michael Heffernan(OR)	5- -90
50 8:53.8	Ray Hatton(OR)	6-25-82
8:53.8	Josef Kurz(FRG)	5-16-89
51 8:54.73i	Nolan Shaheed(CA)	3-23-01
52 9:01.8	Josef Kurz(FRG)	5-21-91
9:14.84i	Dan Conway(WI)	3-24-91
53 8:51.0	Tom Roberts(AUS)	12-9-87
9:10.2	Ray Hatton(OR)	7-20-85
54 9:26	George McGrath(AUS)	10-10-74
9:44.73i	Harold Nolan(NJ)	3-23-01
55 8:57.28	Ron Robertson(NZL)	2-7-97
9:33.4i	Vic Heckler(IL)	3-7-98
56 9:21.0	John Gilmour(AUS)	2-11-76
9:37.88	Ray Hatton(OR)	6-26-88
57 9:34.2	Ray Hatton(OR)	7-1-89
58 9:41.4	Stefan Lupfert(GER)	5-21-86
9:56.8	Victor Zwolak(DE)	7-23-97
59 9:44.54	Rolf Conzelmann(GER)	4-26-92
10:16.49i	Victor Zwolak(DE)	3-27-98
60 9:43.2	John Gilmour(AUS)	11-10-79
10:01.96i	Dan Conway(WI)	3-26-99
61 9:36.6	Siem Herlaar(HOL)	8-31-90
10:31.4i	Jim Sutton(PA)	1-3-93
62 10:12.2	Derek Turnbull(NZL)	6-21-89
10:46	Boyce Jacques(NV)	9-24-88
63 10:25.6	Mathias Bergseth(NOR)	7-28-84
10:42.2i	Bill Fortune(NY)	12-15-91
64 10:15.00i	Francisco Vicente(POR)	3-2-97
10:47.0	William Andberg(MN)	8-13-75
65 9:47.4	Derek Turnbull(NZL)	2-8-92
10:51.0	Norman Bright(WA)	6-17-75
66 10:20.8	John Gilmour(AUS)	2- -86
10:56.15	Paul Heitzman(KS)	6-28-97
67 10:14.0	John Gilmour(AUS)	3-12-87
10:49.81	Paul Heitzman(KS)	6-28-98
68 11:21.8	Joe King(CA)	7-10-94
69 10:54.62	John Keston(OR)	7-10-94
70 10:42.40	Siem Herlaar(HOL)	7-2-99
10:51.0	John Keston(OR)	7-27-95
71 11:17.99i	James Todd(GBR)	3-13-93
11:58.4	Gunner Linde(CA)	10-17-99
72 11:55.8i	Richard Bredenbeck(OH)	3-19-78
73 11:46.2	Harold Chapson(HI)	3-28-76
74 12:20.1	Heinrich Schultz(GER)	6-21-87
12:23.8	Harold Chapson(HI)	1-16-77
75 12:04.0	Scotty Carter(MA)	6-28-92
76 12:22.88	John Keston(OR)	6-9-01
77 12:30.4	Edward Benham(MD)	5-3-86
78 12:42.4	Edward Benham(MD)	5-3-86
79 14:56.6	Harold Chapson(HI)	11-22-81
80 13:12.6	Edward Benham(MD)	4-29-88
81 15:35.38	Dudley Healy(NJ)	5-5-95
82 13:52.63	Edward Benham(MD)	5-4-90
84 15:49.0	Paul Spangler(CA)	5-21-83
85 16:32.0	Paul Spangler(CA)	5-4-84
87 16:44.2	Paul Spangler(CA)	7-6-86
88 18:55.8	Paul Spangler(CA)	7-18-87
90 20:08.4	Paul Spangler(CA)	9-16-89
91 20:42.89	Paul Spangler(CA)	6-23-90

Pending marks  
41 p8:15.0  
54 p9:00.7

Rien Van Der Wilt(HOL) 6- 6-91  
Gunther Hesselmann(GER) - -80

## TWO MILES

35 8:23.32	John Walker(NZL)	8-14-87
8:37.6i	George Young(AZ)	5-19-73
36 8:41.8i	George Young(AZ)	4-20-74
37 8:57.0	Fred Norris(GBR)	3-30-59
9:24.0	Peter Mundle(CA)	7-14-65
38 9:20.2i	David Wee(MN)	2-12-77
39 9:00.0i	Fred Norris(GBR)	1-14-61
9:09.6i	Bill Stewart(MI)	2-13-82
40 8:55.4	John Van Der Wansem(HOL)	7-19-90
9:06.6	Barry Brown(FL)	7-30-84
41 9:08.4	Tom Laris(CA)	7-23-81
42 9:17.6	Charles McMullen(NY)	6-24-93
43 9:19.2	Jim McDonald(NZL)	2-19-78
9:32.8i	Peter Mundle(CA)	2-19-72
44 9:28.6	Jim McDonald(NZL)	2-18-79
9:32.6i	Bill Stewart(MI)	2-10-87
45 9:20.0i	Bill Stewart(MI)	2-27-88
46 9:44.6	Peter Mundle(CA)	8-2-74
47 9:45.8	Peter Mundle(CA)	7-26-75
48 9:58.54i	Dan Conway(WI)	3-29-87
49 10:07.4	Peter Mundle(CA)	6-2-77
50 10:09.2i	Lloyd Slocum(NH)	3-27-83
51 10:09.4	James Daley(NH)	7-8-87
52 10:14.2	Alan Bradford(AUS)	12-15-91
10:19.2	David Stevenson(CA)	12-20-80
53 10:12	George McGrath(AUS)	10-18-73
10:26.6	David Stevenson(CA)	7-15-82
54 10:17.6	Jim McDonald(NZL)	2-15-89
10:31.2	Mauro Hernandez(CA)	4-2-77
55 10:35.0	Bill McChesney(OR)	7-15-83
56 10:07	John Gilmour(AUS)	1-14-76
10:38.8	Bill McChesney(OR)	7-20-84
57 10:44.6	Alan Bradford(AUS)	3-30-96
10:46.0	Ralph Miller(WA)	1-18-89
58 10:59.0	Jim McDonald(NZL)	12-15-92
11:14.4	Charles Wimberly(LA)	5-3-92
59 10:48.0	Jim McDonald(NZL)	11-7-93
11:14.0	Clive Davies(OR)	7-13-75
60 11:04.8i	Jim Sutton(PA)	2-2-92
61 11:08.2	Bill McChesney(OR)	6-16-89
62 11:09.9	Don Longenecker(NM)	6-25-78
63 11:27.8i	Bill Fortune(NY)	1-4-92
64 11:41.2	Norman Bright(WA)	4-6-74
65 11:35.6	Norman Bright(WA)	6-17-75
66 11:30.0	Monty Montgomery(CA)	3-25-73
67 10:58.2	John Gilmour(AUS)	3-12-87
12:31.0	John Boats(CA)	11-9-86
68 12:40.0	Otto Essig(MA)	8-3-74
69 12:55.8	Stan Nicholls(AUS)	12-20-80
12:57.4	Otto Essig(MA)	8-2-75
70 12:23	Stan Nicholls(AUS)	11-18-81
13:10i	Richard Bredenbeck(OH)	3-14-76
71 12:42.4	Stan Nicholls(AUS)	7-4-82
13:09.0	Harold Chapson(HI)	10-14-73
72 12:48.0i	Richard Bredenbeck(OH)	3-19-78
73 12:41.0i	Harold Chapson(HI)	3-14-76
74 13:47.6	Richard Bredenbeck(OH)	6-21-80
75 14:28.2i	William Brobston(NY)	3-20-88
76 14:30	Lou Gregory(FL)	9-30-78
77 14:41	Paul Spangler(CA)	6-12-76
78 15:41	Paul Spangler(CA)	4-16-77
79 15:12.4i	Paul Spangler(CA)	3-17-79
80 15:47.2	Paul Spangler(CA)	7-22-79
81 16:40.2	Paul Spangler(CA)	6-7-80
82 16:46	Albert Gordon(NY)	10-15-83
91 32:38.4i	Herb Kirk(MT)	1-11-87

Pending marks  
50 p9:56.90i  
51 p10:03.0

## THREE MILES

(when better than corresponding 5K times)

41 13:44.2	Peter McArdle(NY)	6-11-64
42 14:29.2	Ray Hatton(OR)	6-15-74
43 14:41.6	Ray Hatton(OR)	4-26-75

44 14:33.6	Jim McDonald(NZL)	2-18-79
14:45.2	Hal Higdon(IN)	8-8-75
45 15:17.0	Ken Winn(GA)	6-11-83
46 15:07	Peter Mundle(CA)	7-7-74
47 15:37.8	James O'Neil(CA)	1-10-76
50 15:37.8	Peter Mundle(CA)	5-31-79
51 15:39	Alex Ratelle(MN)	8-22-81
56 16:25	Clive Davies(OR)	7-13-75
59 16:51.2	Don Longenecker(NM)	6-25-78
62 16:59.2	Norman Bright(WA)	7-22-75
65 17:59.2	Norman Bright(WA)	5-6-77
67 18:44	William Andberg(MN)	6-16-79
68 19:00	Harold Chapson(HI)	1-30-77
74 20:38.2		

## 5000 METERS

35 13:13.20	Mohamed Ezzher(FRA)	6-17-95
13:35.83	Steve Plasencia(US)	6-6-92
36 13:16.38	Miruts Yifter(ETH)	6-7-80
13:26.03	Steve Plasencia(US)	6-5-93
37 13:16.36	Carlos Lopes(POR)	6-28-84
13:47.44	Steve Plasencia(US)	5-22-94
38 13:43.65	Steve Plasencia(US)	5-13-95
39 13:40.0	Michel Bernard(FRA)	6-26-71
13:59.95	Steve Plasencia(US)	6-21-96
40 13:43.15	Mohamed Ezzher(FRA)	7-3-00
14:02.86	Steve Plasencia(US)	4-26-97
41 14:07.17i	Steve Plasencia(US)	2-6-98
14:04.2	Lucien Rault(FRA)	6-24-78
42 14:04.2	Harold Nolan(NJ)	8-1-89
14:59.98	Jack Foster(NZL)	2-21-76
43 14:21.0	Jerry Smart(CA)	8-8-75
15:30.8	Ingo Sensburg(GER)	6-18-93
44 14:34.79	Larry Almbreg(WA)	7-4-91
15:07.4	Gunther Mielke(GER)	7-27-88
45 14:35.1	Michael Heffernan(OR)	8-25-85
15:22.15	Lucien Rault(FRA)	6-19-82
46 14:23.6	Salvador Vasquez(CA)	7-5-86
15:11.2	Antonio Villanueva(MEX)	12-1-87
47 14:44.18	Mike Manley(OR)	8-1-89
15:12.25	Ingo Sensburg(GER)	5-30-97
48 15:16.82	Ray Hatton(OR)	8-2-80
15:17.4	Antonio Villanueva(MEX)	8-1-89
49 14:46.66	Ray Hatton(OR)	8-16-81
15:17.6	Jean Onselen(BEL)	9-12-84
50 15:06.0	Michael Heffernan(OR)	7-25-91
15:41.67	Antonio Villanueva(MEX)	7-25-91
51 14:55.60	Ray Hatton(OR)	7-30-83
15:42.4	Josef Kurz(FRG)	7-25-91
52 15:37.11	Ray Hatton(OR)	7-14-84
15:47.0	Stephen James(GBR)	7-25-91
53 15:34.00	Ray Hatton(OR)	7-27-85
15:57.4	Rolf Conzelmann(GER)	8-8-87
54 15:53.7	Bill Foulk(MT)	16-16-87
16:13.66	Ron Robertson(NZL)	2-15-97
55 15:41.72	James O'Neil(CA)	1-12-81
16:27.1	Stephen James(GBR)	5-7-94
56 15:44.2	Alex Ratelle(MN)	1-12-81
16:30.5	John Gilmour(AUS)	1-24-77
57 16:31	Alex Ratelle(MN)	8-14-82
16:34.0	Jack Ryan(AUS)	3- -81
58 16:00.6	James O'Neil(CA)	9-17-83
16:58	Luciano Acquarone(ITA)	6-30-90
59 16:45.01	Carlos Valle(CA)	8-11-94
16:54.67	Ron Robertson(NZL)	7-7-01
60 16:16.51	James O'Neil(CA)	6-25-85
16:52.0	John Gilmour(AUS)	8-9-80
61 16:33.3	Bill Borla(CT)	7-25-01
17:36.90	John Gilmour(AUS)	4-11-82
62 16:38.4	Gaylon Jorgensen(NV)	7-25-91
17:34.70	Gerard Vannuffelen(BEL)	7-23-97
63 17:27.70	Clive Davies(OR)	7-8-79
17:27.5	Clive Davies(OR)	8-2-80
64 17:19.0	Derek Turnbull(NZL)	3-13-92
16:38.8	Joe King(CA)	7-25-91
65 18:27.04	John Gilmour(AUS)	6-25-85
18:27.4	Clive Davies(OR)	7-31-82
66 17:25.4	John Gilmour(AUS)	4-5-87
17:40.4	Clive Davies(OR)	7-31-82
67 17:49.8	John Gilmour(AUS)	4-5-87
18:59.24	Paul Heitzman(KS)	7-30-98
68 17:56.50	Ed Whitlock(CAN)	7-31-99

7- 8-79	William Andberg(MN)	7-8-79
6-26-94	John Keston(OR)	6-26-94
7- 6-01	Ed Whitlock(CAN)	7-6-01
6-25-01	Paul Heitzman(KS)	6-25-01
7-23-91	Warren Utes(IL)	7-23-91
7-25-91	John Gilmour(AUS)	7-25-91
6-29-97	John Keston(OR)	6-29-97
4-30-93	John Gilmour(AUS)	4-30-93
8-16-87	Alfred Funk(MT)	8-16-87
10-11-93	John Gilmour(AUS)	10-11-93
12-22-76	Lou Gregory(FL)	12-22-76
7-23-97	James Todd(GBR)	7-23-97
8- 1-89	Alfred Funk(MT)	8- 1-89
9-23-83	Edward Benham(MD)	9-23-83
5-10-92	Kosaku Kanamori(JPN)	5-10-92
5- 4-85	Edward Benham(MD)	5- 4-85
8-13-92	Alfred Funk(MT)	8-13-92
7-20-86	Edward Benham(MD)	7-20-86
12- 1-87	Edward Benham(MD)	12- 1-87
6-22-89	Edward Benham(MD)	6-22-89
8- 1-89	Edward Benham(MD)	8- 1-89
8- 4-90	Edward Benham(MD)	8- 4-90
7-25-91	Edward Benham(MD)	7-25-91
9-16-94	Yoshiharu Veda(JPN)	9-16-94
4-14-84	Paul Spangler(CA)	4-14-84
8-10-00	Alfred Funk(MT)	8-10-00
8-16-85	Josef Galia(GFR)	8-16-85
7- 5-86	Paul Spangler(CA)	7- 5-86
8-29-92	Alfred Althaus(GER)	8-29-92
5-23-87	Paul Spangler(CA)	5-23-87
7-23-97	Lagrand O Nielsen(CA)	7-23-97
8-28-94	Alfred Althaus(GER)	8-28-94
8- 1-89	Paul Spangler(CA)	8- 1-89
6-25-95	Alfred Althaus(GER)	6-25-95
1-11-87	Herb Kirk(MT)	1-11-87
8-17-96	Alfred Althaus(GER)	8-17-96
7-25-91	Paul Spangler(CA)	7-25-91
6- 1-97	Alfred Althaus(GER)	6- 1-97
10-11-93	Paul Spangler(CA)	10-11-93
7-25-91	Herb Kirk(MT)	7-25-91

Pending marks  
36 p13:16.4  
37 p13:46.4

## SIX MILES

(when better than corresponding 10K times)

5- 3-64	Peter McArdle(NY)	5- 3-64
7-15-72	Ray Hatton(OR)	7-15-72
8-27-72	Hal Higdon(IN)	8-27-72
7- 6-73	Hal Higdon(IN)	7- 6-73
4-24-54	Charles Smart(GBR)	4-24-54
7- 5-74	Peter Mundle(CA)	7- 5-74
6-25-79	Hal Higdon(IN)	6-25-79
10- 1-78	Peter Mundle(CA)	10- 1-78
8-22-81	Alex Ratelle(MN)	8-22-81
7-12-75	Clive Davies(OR)	7-12-75
7-12-75	Norman Bright(WA)	7-12-75
8- 3-76	Norman Bright(WA)	8- 3-76
4-27-75	Harold Chapson(HI)	4-27-75
5- 2-81	Edward Benham(MD)	5- 2-81
7- 2-76	Paul Spangler(CA)	7- 2-76
6-25-77	Paul Spangler(CA)	6-25-77

Pending marks  
78 p45:23.2M

Fritz Helber(GER) - -84

## 10,000 METERS

35 27:24.4	Carlos Lopes(POR)	6-26-82
28:05.8		



40	28:30.88	Martti Vainio(FIN)	6-25-91
	31:35.66	Earl Owens(US)	7-30-89
41	28:50.4	Lucien Rault(FRA)	6-15-77
	31:09.0	Tom Laris(CA)	8-15-81
42	29:02.6	Lucien Rault(FRA)	7-21-78
	30:50.37	Larry Almburg(WA)	7-30-89
43	29:57.4	Alain Mimoun(FRA)	8- 1-64
	30:56.0	Ray Hatton(OR)	4-26-75
44	30:20.6	Augustin Fernandes(SPA)	6- 6-82
	31:41.6	Barry Brown(FL)	8- 4-88
45	30:16.8	Alain Mimoun(FRA)	6-17-66
	31:48	Ray Hatton(OR)	6-11-77
46	31:04.8	Wilfried Irmen(GFR)	7-30-79
	32:02.79	Don Coffman(US)	7-30-89
47	30:02.56	Antonio Villanueva(MEX)	11-29-87
	32:17.4	Ray Hatton(OR)	7- 6-79
48	31:26.81	Ingo Sensburg(GER)	7- 4-97
	32:18.68	Michael Hefferman(OR)	7-30-89
49	30:41.68	Antonio Villanueva(MEX)	7-30-89
	32:38.3	Hal Higdon(IN)	1- 8-81
50	31:01.90	Ron Robertson(NZL)	7-23-91
	32:56.99	Michael Hefferman(OR)	7-23-91
51	31:04.22	Antonio Villanueva(MEX)	7-23-91
	32:10.4	Ray Hatton(OR)	6-18-83
52	32:10.8	Luciano Aquarone(ITA)	5- 7-83
	32:29.4	Ray Hatton(OR)	6-30-84
53	33:05.0	John Gilmour(AUS)	8-27-72
	34:46	James O'Neil(CA)	7- 7-78
54	32:29.86	Gunter Mielke(GER)	4-22-97
	33:54.4	James O'Neil(CA)	7-27-79
55	32:46.5	Ron Robertson(NZL)	3-16-97
	33:47.4	Ray Hatton(OR)	8- 1-87
56	32:38.92	Rolf Conzelmann(FRG)	10- 2-88
	33:43.04	Bill Foulk(MT)	7-29-89
57	33:00.66	Norman Green(PA)	7-29-89
	33:33.69	Derek Turnbull(NZL)	6-23-85
	34:24.8	Norman Green(PA)	8- 2-90
59	34:06.14	Trudo Heinz(GER)	4-26-96
	36:07.77	Carlos Valle(CA)	8-13-94
60	34:14.88	Luciano Acquarone(ITA)	7-20-91
	35:44.23	James O'Neil(CA)	6-22-85
61	34:23	John Gilmour(AUS)	11-26-80
	35:43.41	Norman Green(PA)	10- 7-93
62	34:30.10	Derek Turnbull(NZL)	7-29-89
	36:40.60	James O'Neil(CA)	8-14-87
63	35:19.8	Clive Davies(OR)	8-19-78
64	36:12.38	Francisco Vicente(POR)	7-20-97
	37:09.66	James O'Neil(CA)	7-29-89
65	34:42.2	Derek Turnbull(NZL)	3-15-92
	38:48	William Andberg(MN)	7- 2-76
66	36:31.52	Ed Whitlock(CAN)	5-31-97
	38:38.0	Norman Bright(WA)	8- 3-76
67	36:53.8	John Gilmour(AUS)	4-17-87
	39:38.68	Jim McCown(CA)	7-29-89
68	37:37.39	John Gilmour(AUS)	11-28-87
	40:26.5	William Andberg(MN)	7- 6-79
69	38:30.55	John Keston(OR)	6-25-94
	38:04.13	Ed Whitlock(CAN)	7- 9-01
	41:21.0	Ray Sears(IN)	8-10-77
71	38:23.69	Warren Utes(IL)	7-21-91
72	39:04.55	John Gilmour(AUS)	7-21-91
	43:29.30	James O'Neil(CA)	7-19-97
73	41:11	John Gilmour(AUS)	4-29-93
	43:53.0	Eugene Keller(OH)	11-29-87
74	42:20.87	John Gilmour(AUS)	10- 7-93
	46:15.0	Lou Gregory(FL)	6-25-77
75	42:03.4	David Morrison(GBR)	9- 9-89
	42:25.86	Jim Forshee(MI)	7- 9-01
76	41:59.06	John Keston(OR)	6- 9-01
77	47:03.66	Eduardo Astoreka(SPA)	7-28-86
	47:17.9	Lou Gregory(FL)	7-27-79
78	45:29.23	Emiel Pauwels(BEL)	7-19-97
	47:23	Paul Spangler(CA)	7- 1-77
79	44:05.10	Edward Benham(MD)	7-18-86
80	45:44.4	Edward Benham(MD)	11-29-87
81	44:29.26	Edward Benham(MD)	8- 4-88
82	45:38.79	Edward Benham(MD)	7-29-89
83	47:55.0	Edward Benham(MD)	8- 2-90
84	48:46.86	Edward Benham(MD)	7-21-91
85	55:03.48	Gordon Porteous(GBR)	8- 3-99

59:54	Paul Spangler(CA)	11-18-84	
86	54:19.28	Alfred Funk(MT)	8-12-00
87	54:23.0	Josef Galia(GFR)	8-28-85
	61:24.08	Willard Benton(CA)	7-21-91
88	52:50.80	Max Raschke(GER)	9-18-93
	70:29.2	Paul Spangler(CA)	11-29-87
90	71:40.78	Paul Spangler(CA)	7-29-89
	82:36.8	Paul Spangler(CA)	8- 2-90
92	88:12.40	Paul Spangler(CA)	7-21-91
93	73:57.00	Alfred Althaus(GER)	7-19-97
94	1:58:38	Paul Spangler(CA)	10- 7-93
Pending marks			
39	p28:48.64	Steve Plasencia(US)	- 96
78	p45:23.2	Fritz Helber(GER)	- 84

## ONE HOUR RUN

35	12-1599	20.774	Gaston Roelants(BEL)	9-20-72
	11-1070	18.681	Ken Mueller(MA)	5-13-72
36	12-441	19.715	Josef Jansky(CZE)	10-15-77
	11-1065	18.677	Ken Mueller(MA)	5-12-73
37	12-1086	20.305	Lucien Rault(FRA)	10-14-73
	11-895	18.521	Randall Hoffman(MI)	3-30-78
38	12-788	20.033	Lucien Rault(FRA)	9-28-74
	11-600	18.251	Peter Mundle(CA)	7-15-66
39	11-642	18.290	Denny Meyer(WA)	6-21-72
40	11-1583	19.150	Jozef Eyckmans(HOL)	9-18-96
	11-540	18.197	Ken Mueller(MA)	7- 7-77
41	11-868	18.496	Stae Spaepen(BEL)	9-27-81
	11-677	18.322	Hal Higdon(IN)	4-29-73
42	11-793	18.428	Ron Franklin(GBR)	4-19-70
	11-524	18.182	Michael Tymn(HI)	7-22-79
43	11-965	18.585	Earl Owens(GA)	2- 6-93
44	11-1426	19.007	Omer Vannotem(BEL)	10- 8-91
	11-740	18.379	Ray Hatton(OR)	8- 7-76
45	11-1268	18.862	Alain Mimoun(FRA)	3-20-66
	11-81	17.777	Earl Ellis(WA)	7-30-81
46	11-568	18.222	Wilfried Irmen(GFR)	6-17-79
	10-1520	17.483	Peter Mundle(CA)	7-27-74
47	11-844	18.475	Alain Mimoun(FRA)	3-17-68
	10-1212	17.202	James McDonagh(NY)	7-24-71
48	11-514	18.173	Omer Vannotem(BEL)	10- 6-95
	11-223	17.907	Hal Higdon(IN)	6-25-79
49	11-816	18.449	Alain Mimoun(FRA)	4-26-70
	10-1058	17.061	James Gallup(HI)	7-13-85
50	11-954	18.575	Alain Mimoun(FRA)	5-16-71
	10-1335	17.314	Peter Mundle(CA)	10- 1-78
51	11-440	18.105	Luciano Aquarone(ITA)	4-17-82
	10-535	16.583	Ed Demarrais(MA)	8-21-82
52	11-410	18.078	Luciano Aquarone(ITA)	4- 9-83
	10-847	16.868	Ed Demarrais(MA)	5-18-83
53	10-1013	17.020	Herman Peeters(BEL)	10- 4-91
	10-641	16.680	Bob Bartling(SD)	10- 7-79
54	10-385	16.445	Cliff Bould(AUS)	10- 4-70
	10-263	16.334	Hubert Morgan(PA)	5- 9-76
55	10-1194	17.185	John Gilmour(AUS)	10-14-74
	10-478	16.531	James O'Neil(CA)	4-25-81
56	10-1276	17.260	Herman Peeters(BEL)	7-10-94
	10-775	16.802	James O'Neil(CA)	8- 4-81
57	9-1576	15.925	Hubert Morgan(PA)	5-13-79
58	10-1155	17.150	G. Van Nuffelen(BEL)	9-25-92
	9-1073	15.465	Frances Kelley(US)	5-17-80
59	10-932	16.946	John Gilmour(AUS)	10-23-78
	9-1535	15.888	Clive Davies(OR)	6-14-75
60	10-831	16.853	John Gilmour(AUS)	10-21-79
	9-880	15.289	William Andberg(MN)	9-26-71
61	10-698	16.732	John Gilmour(AUS)	10-26-80
	10-201	16.277	Clive Davies(OR)	8- 7-76
62	9-1756	16.090	Clive Davies(OR)	6-17-78
63	9-843	15.255	Don Longenecker(NM)	12-30-79
64	9-661	15.089	George Phipps(GBR)	9-12-90
	8-1639	14.373	Bob Boal(NC)	5- 7-76
65	9-1540	15.892	John Gilmour(AUS)	10- 7-84
	9-604	15.036	Norman Bright(WA)	6-13-75
66	9-360	14.813	Norman Bright(WA)	7-15-76
67	9-155	14.626	John Holoubek(CA)	8- 6-83
68	8-1659	14.392	Stan Nicholls(AUS)	10- 7-79
	8-1100	13.881	Wayne Zook(CA)	6-11-85
69	9-223	14.688	George Phipps(GBR)	9-13-95

8-990	13.780	Ray Sears(IN)	5-15-76	
70	9-1083	15.474	John Gilmour(AUS)	6-21-89
8-1131	13.909	William Andberg(MN)	10- 4-81	
71	9-173	14.642	Stan Nicholls(AUS)	6-14-83
8-857	13.658	Ray Sears(IN)	5-14-78	
72	8-1120	13.899	Stan Nicholls(AUS)	6- 6-84
8-730	13.542	Ray Sears(IN)	6-20-79	
73	8-901	13.699	Ray Sears(IN)	6-11-80
74	8-994	13.784	Ray Sears(IN)	6-10-81
75	8-899	13.697	Edward Benham(MD)	4- 9-83
76	8-131	12.995	Lou Gregory(FL)	9-30-78
77	7-889	12.078	Paul Spangler(CA)	6-12-76
78	7-1735	12.852	Paul Spangler(CA)	7-16-77
79	7-1291	12.446	Paul Spangler(CA)	7-29-78
80	6-1408	10.944	Paul Spangler(CA)	7-29-79
81	7-946	12.130	Paul Spangler(CA)	11- 1-80
82	5-1319	9.253	Willard Benton(CA)	6-17-86
83	7-141	11.394	Paul Spangler(CA)	8-14-82
84	6-1072	10.636	Paul Spangler(CA)	8- 6-83
85	6-472	10.088	Paul Spangler(CA)	11-18-84
87	4-171	6.594	Herb Kirk(MT)	2- 5-83
88	3-1063	5.800	Herb Kirk(MT)	1-21-84
91	3-1362	6.073	Herb Kirk(MT)	1-11-87
98	3-589	5.367	Herb Kirk(MT)	1-15-94

Pending marks				
39	p11-907	18.532	Maurice Simonet(FRA)	3-23-69
47	p11-202	17.887	Ray Hatton(OR)	--79

## 3000 METER STEEPLECHASE (36")

35	8:23.28	Graeme Fell(CAN)	8-23-94
	9:31.4	Ian Cummings(CA)	5-23-87
36	8:24.74	Graeme Fell(CAN)	8- 9-95
	9:43.90	Steven James(WA)	8-16-96
37	8:35.4	Gaston Roelants(BEL)	8- 4-74
	9:17.63	Clay Stenberg(OR)	5-11-91
38	8:38.8	Mike Manley(OR)	6- 6-80
39	9:00.2	Gaston Roelants(BEL)	5-23-76
	9:46.4	Denny Meyer(WA)	7-20-72
40	8:41.5	Gaston Roelants(BEL)	7- 6-77
	9:43.84	Clay Stenberg(WA)	8-12-94
41	8:49.0	Alfons Ida(GFR)	7-12-75
	9:36.2	Hal Higdon(IN)	8-24-72
42	9:14.4	Jim McDonald(NZL)	2- 5-77
43	9:38.0	Hal Higdon(IN)	6-24-73
	9:20.6	Alfons Ida(GFR)	8-11-77
	9:29.32	John Underwood(NY)	7-31-98
44	9:18.6	Hal Higdon(IN)	8-15-75
45	9:16.2	Nils Undersaker(NOR)	9- 2-84
	9:50	Hal Higdon(IN)	6-27-76
46	9:25.28	Ron Robertson(NZL)	12- 5-87
	9:39.0	Hal Higdon(IN)	8-11-77
47	9:31.37	Antonio Villanueva(MEX)	12- 5-87
	9:56.90	Mike Manley(OR)	8- 5-89
48	9:27.90	Ron Robertson(NZL)	8- 5-89
	9:55.0	Hal Higdon(IN)	8- 1-79
49	9:37.79	Jouko Kuha(FIN)	6- 8-89
	10:13.9	Hal Higdon(IN)	1- 9-81
50	9:38.8	Nils Undersaker(NOR)	6-10-89
	10:53.7	David Stevenson(CA)	7- 7-79
51	9:50.23	Jouko Kuha(FIN)	7-27-91
	10:31.01	Fay Bradley(DC)	7-20-89
52	9:58.0	Alan Bradford(AUS)	3-17-91
	10:53.2	David Stevenson(CA)	1-14-81
53	10:19.4	Maurice Morrell(GBR)	7-12-86
	10:57.2	David Stevenson(CA)	8-28-82
54	9:52.61	Ron Robertson(NZL)	7-23-95
	10:55.0	Ken Carman(MI)	8-13-82
55	9:59.8	Ron Robertson(NZL)	3-15-97
	11:05.18	Don Slocumb(TX)	8- 5-89
56	9:55.05	Ron Robertson(NZL)	7-27-97
	10:59.2	Ken Carman(MI)	7-28-84
57	10:47.90	Alan Bradford(AUS)	3-24-96
	11:17.60	Ken Carman(MI)	6-27-85
58	10:33.86	Ron Robertson(NZL)	8- 8-89
	11:48.0	Alan Waterman(CA)	6-26-77
59	10:38.04	Ron Robertson(NZL)	3- 9-01

60	11:39.2	Alan Waterman(CA)	8-11-77
	11:52.0	Olle Elvland(SWE)	9-13-78
	12:28.6	Avery Bryant(CA)	8-18-84
61	11:41.6	Olle Elvland(SWE)	8- 1-79
	12:49.4	David Stevenson(CA)	7-27-90
62	12:20.6	Olle Elvland(SWE)	1- 9-81
	12:25.8	Robert Mactarnahan(OR)	7- 6-74
63	12:33.6	Bob Boal(NC)	8-15-75
	12:33.2	Bob Boal(NC)	4- 3-76
65	12:24.8	Norman Bright(WA)	8-15-75
66	12:42.0	Stan Nicholls(AUS)	1-28-78
	12:48.6	Bob Boal(NC)	5- 6-78
67	12:41.8	Stan Nicholls(AUS)	3-24-79
	13:16.78	Avery Bryant(CA)	6-23-91
68	13:07.4	Stan Nicholls(AUS)	11-24-79
	13:24.4	Bob Boal(NC)	4-26-80
69	12:57.6	Stan Nicholls(AUS)	1- 9-81
	13:32.8	Bob Boal(NC)	5- 9-81
70	13:26.6	Stan Nicholls(AUS)	4



## 2000 METER STEEPLECHASE (30")

60	6:30.21	Ron Robertson(NZL)	7-14-01
61	7:01.22	Nils Undersaker(NOR)	7-15-00
	8:21.07	Wally Browner(KS)	8-11-00
62	6:55.05	Alan Bradford(AUS)	7-14-01
	8:09.33	John Pelton(VT)	7-26-01
63	8:15.87	Frank Haviland(NJ)	7-31-98
65	7:25.10	Francisco Vicente(POR)	9-19-98
	8:19.63	Frank Haviland(NJ)	8-11-00
66	7:32.65	Francisco Vicente(POR)	8- 8-99
	8:26.61	Frank Haviland(NJ)	7-26-01
67	7:34.14	Francisco Vicente(POR)	7-15-00
	8:29.86	Robert Culling(CA)	8-27-99
68	7:48.15	Francisco Vicente(POR)	7-14-01
70	8:03.47	John Downey(NZL)	7-14-01
	8:58.85	Gunner Linde(CA)	7-15-00
71	8:58.94	Karel Matzner(CZE)	7-15-00
	9:43.02	Elfrin Sanchez(CA)	8-11-00
72	12:35.70	Elfrin Sanchez(CA)	7-26-01
74	9:26.48	Avery Bryant(CA)	7-31-98
76	9:17.38	Soichi Tamoi(JPN)	8- 8-99
	10:40.02	Avery Bryant(CA)	8-11-00
77	11:26.7	Avery Bryant(CA)	9-23-01
78	9:40.18	Soichi Tamoi(JPN)	7-14-01
81	11:30.76	Dan Bulkeley(OR)	8-14-98
82	10:52.46	Dan Bulkeley(OR)	8-27-99
86	13:53.38	Ed Gamble(AUS)	7-14-01

## 110 METER HURDLES (42")

35	13.26	Greg Foster(US)	7-22-94
	13.26 +0.3	Roger Kingdom(US)	9-13-97
	13.26 +0.5	Jack Pierce(US)	7-19-98
36	13.22 +1.0	Anthony Dees(US)	8-21-99
37	14.18 +1.2	Carlos Sala(ESP)	7-19-97
	14.7	Mike Kelly(GA)	6-16-84
38	13.98 +0.9	Carlos Sala(ESP)	7- 1-98
	14.84	Nate Robinson(FL)	7-21-90
39	14.6	John Hinrich(GFR)	6-15-75
	16.4 -0.1	Doug Schneebeck(NM)	7-11-00
40	14.16 +0.7	Carlos Sala(ESP)	8-16-00
	17.54	Doug Schneebeck(NM)	9-16-00
41	15.0	John Hinrich(GFR)	7-16-77
	15.0y	Valbjorn Thorlaksson(ICE)	9- 7-75
	15.6y	Art Barnard(CA)	2-13-71
42	14.8y	Don Finlay(GBR)	7-21-51
	15.2	Walt Butler(CA)	2-11-84
43	16.3	Alois Krul(CZE)	6-13-70
	17.2dec	Hal Smith(CA)	12- 7-78
44	15.1	Valbjorn Thorlaksson(ICE)	5-10-79
	17.8	Barry Kline(PA)	3-31-84
45	15.2	Valbjorn Thorlaksson(ICE)	5-20-80
	17.8	Barry Kline(PA)	3-30-85
46	15.1	Valbjorn Thorlaksson(ICE)	6-17-80
	17.7	Jeff Loubet(NM)	4-22-90
47	16.6	Buzz Porter(FL)	6-11-83
48	15.8	Jan Mirazek(CZE)	6-16-73
	18.2	Barry Kline(PA)	7- 9-88
49	17.0dec	Jack Greenwood(KS)	6-29-75
50	18.3	Jay Wallace(VA)	5-27-78
51	19.6	Barry Kline(PA)	7- 6-91
52	19.9	Jerry Stanners(CA)	6- 6-87
53	19.8	Barry Kline(PA)	7-24-93
54	19.4	Barry Kline(PA)	6-26-94
55	22.3y	George Etherington(KS)	8- 2-75
56	19.2y	Charles Beaudry(TX)	8-17-75
57	23.6	Darold Skarvedt(WA)	12-11-88
58	24.42	Darold Skarvedt(WA)	12-10-89
59	24.4dec	Darold Skarvedt(WA)	12- 9-90
61	23.9dec	Darold Skarvedt(WA)	12-13-92
62	23.0dec	Bud Deacon(HI)	8-25-73
63	25.7y	Stan Thompson(HI)	7- 6-74
64	24.6y	Stan Thompson(HI)	12- 8-74
65	27.30	Darold Skarvedt(WA)	8- 3-96
68	32.2y	Stan Thompson(HI)	2-11-79

Pending or wind aided marks			
35	w13.22 +2.3	Greg Foster(US)	7- 6-94
37	w14.01 +2.2	Carlos Sala(ESP)	7- 9-97
38	w13.88 +3.8	Carlos Sala(ESP)	6-17-98

## 110 METER HURDLES (39")

35	14.2	Thomas Malik(SC)	6-10-84
36	14.40	Nate Robinson(FL)	8- 5-88
	14.4	George Carly(CA)	6-24-82
37	13.9y	Walt Butler(CA)	6-11-78
38	14.3	Nate Robinson(FL)	6- 9-90
	14.21 +0.3	Karl Smith(MD)	7-31-98
39	14.06 +1.8	Karl Smith(MD)	8-27-99
40	14.24	Stan Druckrey(WI)	7-30-89
41	13.96	Karl Smith(MD)	7-12-01
42	14.63	Richard Katus(POL)	7-30-89
	14.94	Ken Brinker(US)	7-30-89
43	14.9	Walt Butler(CA)	7-14-84
44	14.90	Walt Butler(CA)	8-10-85
45	14.7y	Valbjorn Thorlaksson(ICE)	7- 8-79
	14.79	Thomas Gilliard(GA)	7-23-95
46	15.0	Jack Greenwood(KS)	9-14-72
	15.0	Theo Viltz(CA)	5-27-89
47	15.4	Jack Greenwood(KS)	6-23-73
48	15.4	Walt Butler(CA)	7- 1-89
	15.4	Jack Greenwood(KS)	7- 7-74
49	15.6	Jack Greenwood(KS)	8-13-75
50	16.4	Jack Greenwood(KS)	6- 6-76
51	15.7	Valbjorn Thorlaksson(ICE)	9-12-85
	18.8	Jonathon Sharp(CO)	7- 2-72
52	18.7	Jonathon Sharp(CO)	7- 7-73
53	19.2	Orval Gillett(CA)	7- 2-72
54	19.8	Orval Gillett(CA)	7- 7-73
55	17.5y	Charles Beaudry(TX)	8-24-74
56	18.4y	Charles Beaudry(TX)	8-17-75
57	18.1y	Charles Beaudry(TX)	12-14-75
60	27.5y	Stan Thompson(HI)	7-31-71
62	22.3y	Bud Deacon(HI)	7- 7-73
63	25.51	Darold Skarvedt(WA)	8-12-94
64	22.8y	Stan Thompson(HI)	12- 8-74
66	25.3	Stan Thompson(HI)	4-10-77
68	28.2y	Stan Thompson(HI)	3- 4-79
74	32.1	Stan Thompson(HI)	6-29-85

Pending or wind aided marks			
36	p14.01	James McCraney(US)	6-22-91
40	w14.11 +2.5	Karl Smith(MD)	8-11-00
43	p14.9	Valbjorn Thorlaksson(ICE)	- -78
43	w14.6	Stan Druckrey(WI)	6-20-92
44	w14.8	Stan Druckrey(WI)	7-10-93
47	w15.10	Tom Gilliard(GA)	8- 8-97
48	w15.00	Stan Druckrey(WI)	8- 8-97
51	p15.5y	Jack Greenwood(KS)	- -77

## 110 METER HURDLES (36")

40	14.9	Nate Robinson(FL)	2-22-92
41	14.3	Walt Butler(CA)	6-12-82
42	14.3	Walt Butler(CA)	7- 3-83
43	14.48	Walt Butler(CA)	8-25-84
44	14.9	Walt Butler(CA)	2- 8-86
45	14.7	Walt Butler(CA)	5-31-86
46	15.4y	Jack Greenwood(KS)	4- 7-73
47	15.84	Jeff Loubet(NM)	9- 2-90
48	15.6	Dave Jackson(CA)	6-21-80
49	16.5	Buzz Porter(FL)	4-13-86
50	15.5y	Jack Greenwood(KS)	7- 4-76
51	15.1	Jack Greenwood(KS)	8-10-77
52	15.8y	Jack Greenwood(KS)	5-26-79
53	15.57	Jack Greenwood(KS)	7- 8-79
54	16.00h	Clifford Murray(GUY)	9-28-83
	16.0h	Andre Findeli(FRA)	8- 8-77
	17.7	Tom Patsalis(CA)	6-26-76
55	16.37	Andre Findeli(FRA)	5-27-78
	16.8	Charles Beaudry(TX)	8-24-74

56	15.8	Jack Greenwood(KS)	9- 4-82
57	17.03h	Jack Greenwood(KS)	9-28-83
58	17.3	Tom Patsalis(CA)	4-12-80
59	16.6	Jack Greenwood(KS)	6- 9-85
60	20.5y	George Braceland(PA)	4- 6-74
61	21.5y	Claude Hills(PA)	4- 6-74
62	19.8y	Bud Deacon(HI)	4- 6-74
63	20.0	Bud Deacon(HI)	6-29-74
64	23.4y	Stan Thompson(HI)	12- 8-74
65	21.0	Harry Logan(AUS)	1-22-83
66	21.5	Harry Logan(AUS)	11-12-83
	23.1	Stan Thompson(HI)	4-10-77
67	22.1	Harry Logan(AUS)	10-27-84
	23.7	Stan Thompson(HI)	1-22-78
68	23.2	Stan Thompson(HI)	1- 7-79
69	25.2	Stan Thompson(HI)	10- 5-80
70	25.5	Stan Thompson(HI)	10-12-80
74	29.8	Stan Thompson(HI)	7- 6-85

## 110 METER HURDLES (33")

50	15.33	Jeff Loubet(NM)	9- 5-93
51	15.85	Dave Jackson(CA)	8-21-83
52	14.7	Jack Greenwood(KS)	8-19-78
53	16.7	Roy Chernock(NJ)	6-27-81
54	16.48	Jack Greenwood(KS)	7- 5-80
55	16.7y	Tom Patsalis(CA)	6-25-77
56	15.6	Jack Greenwood(KS)	7-24-82
57	15.8	Jack Greenwood(KS)	9-16-83
58	16.8y	Robert Hunt(CA)	6-11-78
59	17.3	Tom Patsalis(CA)	4-11-81
60	16.6	Andre Findeli(FRA)	6-30-83
	17.9	Robert Hunt(CA)	4-11-81
61	17.4	Trygve Syverson(NOR)	8-20-83
	18.1	Burl Gist(CA)	8-22-81
62	18.12	Will Robinson(CA)	6-27-93
63	19.6y	George Braceland(PA)	4- 2-77
64	17.9	Burl Gist(CA)	6-30-84
65	19.33	Alfred Guidet(CA)	8-21-83
66	19.97h	Robert Peckwardt(GFR)	7-31-79
	21.1y	Richard Lacey(NY)	6-13-76
67	18.7	Burl Gist(CA)	5-16-87
68	19.3	Herb Miller(CA)	7- 1-84
69	21.3	Claude Hills(PA)	6-15-82
70	19.4	Herb Miller(CA)	10- 4-86
73	32.2	Stan Thompson(HI)	10- 7-84
74	29.6	Stan Thompson(HI)	11- 4-84

## 110 METER HURDLES (30")

55	15.4	Charles Beaudry(TX)	8-24-74
56	15.9y	Charles Beaudry(TX)	8- 3-75
57	15.4y	Charles Beaudry(TX)	12-14-75
58	21.3	Jim Craine(HI)	11- 5-78
60	16.12	Jack Greenwood(KS)	8-31-86
61	16.38	Tom Patsalis(CA)	5-21-83
62	17.5	Robert Hunt(CA)	6-12-82
63	17.0	Robert Hunt(CA)	5-21-83
64	17.60	Burl Gist(CA)	5-26-84
65	18.28	Alfred Guidet(CA)	5-21-83
66	18.15	Alfred Guidet(CA)	5-26-84
67	18.8	Herb Miller(CA)	5-21-83
68	19.3	Gilberto Gonzalez(PUR)	4-24-82
	19.7	George Braceland(PA)	7-31-82
	19.7	Claude Hills(PA)	6-21-80
69	19.1dec	Gilberto Gonzalez(PUR)	8- 1-82
	20.8	Richard Lacey(NY)	5-10-80
70	19.47	Gilberto Gonzalez(PUR)	5- 5-84
	20.07	Claude Hills(PA)	5- 7-83
71	19.7dec	Gilberto Gonzalez(PUR)	7- 8-84
	19.8	Harold Niebel(MD)	5-31-86
	21.2	Claude Hills(PA)	7-28-84
72	21.0	Claude Hills(PA)	8- 4-85
73	20.3	Claude Hills(PA)	6-29-86
74	22.2	Russel Meyers(FL)	5- 5-79
75	19.9	Russel Meyers(FL)	7- 5-80
76	20.93	Russel Meyers(FL)	7- 5-80

77	20.83	Russell Meyers(FL)	5- 9-81
78	23.4	Claude Hills(PA)	6-19-91
79	23.6	Claude Hills(PA)	7-17-91
80	24.1	Claude Hills(PA)	7-14-92
81	27.3	Herbert Anderson(CO)	9- 4-83
82	26.1dec	A. E. Pitcher(IN)	7- 8-84
83	30.4	A. E. Pitcher(IN)	7-20-85

## 100 METER HURDLES (36")

50	13.57	Walt Butler(CA)	7- 5-91
51	13.84	Walt Butler(CA)	7-25-92
52	14.50 0.0	Rolf Geese(GER)	8-16-96
	14.50	Michael Malatidis(GRE)	7-23-97
	14.51	Hugh Adams(CA)	7-25-92
53	14.7	Walt Butler(CA)	10- 8-94
54	14.2	Walt Butler(CA)	10-29-95
55	14.49	Walt Butler(CA)	8-22-96
56	14.93 -1.1	Rolf Geese(GER)	7-13-00
	15.50	Douglass McFatters(CA)	7-28-89
	15.5	Phil Mulkey(GA)	6-10-89
	15.46 -1.3	Theo Viltz(CA)	8-27-99
57	14.98	Courtland Gray(LA)	6- 2-01
58	15.20	Charles Miller(TX)	9- 3-95
59	14.98	Charles Miller(TX)	8-22-96
61	15.36 +2.0	Charles Miller(TX)	7-31-98
69	16.84 -0.9	James Stookey(MD)	8-27-99

Pending or wind aided marks			
52	w14.17	Courtland Gray(US)	8-10-96
52	w14.23 +2.3	Stan Druckrey(WI)	8-11-00
53	w13.84	Walt Butler(CA)	6-18-94
53	w14.40w	Charles Miller(TX)	5-18-91
56	w14.97	Emil Pawlik(MS)	10- 7-95
56	w15.40	Bill Knocke(CA)	5-26-96
57	w14.92	Walt Butler(CA)	5- 8-98

## 100 METER HURDLES (30"/33")

60	14.74 -2.0	Charles Miller(TX)	7-18-98
61	15.5	Buck Bradbury(AL)	5-28-88
62	15.05	Jack Greenwood(KS)	6- 5-88
63	15.03	Jack Greenwood(CO)	7-30-89
64	16.45	Clarence Trinkner(US)	8-16-96
65	16.30	Jack Greenwood(CO)	7-21-91
66	17.13	James Stookey(MD)	8-22-96
67	16.8	Denver Smith(OH)	7-24-93
68	16.64 +1.5	James Stookey(MD)	7-31-98
69	17.13 -0.6	James Stookey(MD)	8- 4-99
70	18.2	Herb Miller(CA)	6- 7-86
71	20.9	Bert Morrow(CAN)	4-28-84
	21.9	Bud Deacon(HI)	8-13-82
72	20.1	Omer Hix(TX)	9-16-83
73	20.7	Omer Hix(TX)	5-19-84
75	22.3	Bob Boal(NC)	9- 5-87
76	26.2	Stan Thompson(HI)	3-28-87
77	22.8	Claude Hills(PA)	8-19-89
78	22.8	Claude Hills(PA)	8-18-90
80	20.2	Russell Meyers(FL)	6-24-84
81			

76	15.02 -1.8	Albertus Van Zyl(RSA)	2-13-99
	15.2	Frank Finger(VA)	8- 4-91
77	14.42	Melvin Larsen(IA)	7-12-01
78	14.84	Reino Taskinen(FIN)	6- 2-94
	17.05	Dan Bulkeley(OR)	7-19-95
	17.05 +0.8	Joseph Martin(VA)	5- 8-99
79	16.64	Frank Finger(VA)	8-12-94
80	16.98	Mazumi Morita(JPN)	10-10-93
	17.5	Russell Meyers(FL)	7- 7-84
81	17.20 +1.9	Dan Bulkeley(OR)	8-19-98
82	17.92 +1.7	Dan Bulkeley(OR)	8- 4-99
83	17.56 +1.6	Frank Finger(VA)	7-31-98
84	18.50 +0.8	Frank Finger(VA)	5- 8-99
85	18.06	Kizo Kimura(JPN)	8-18-96
86	20.6	Karl Trei(CAN)	6-10-95

Pending or wind aided marks			
76	w14.16 +3.3	Melvin Larsen(IA)	8-11-00
79	w16.2	Bert Morrow(CAN)	6-20-92
85	w18.55 +3.3	Frank Finger(VA)	8-11-00

### 400 METER HURDLES (36")

35	48.93	Nathaniel Page(GA)	7-10-92
36	51.9	James King(CA)	5-13-85
37	53.4	George Smith(CAN)	6- 7-81
	54.18	Stan Druckrey(WI)	7-19-86
38	52.89	Bertil Wistam(SWE)	7- -78
	54.57	Mike Kelly(GA)	8-23-85
39	54.00	Stan Druckrey(WI)	8- 4-88
40	49.35i	Elvis Forde(BAR)	2-12-00
	52.7	Stan Druckrey(WI)	7- 8-89
41	53.20	Howard Moscrop(GBR)	8- 1-99
	54.58	Peter Grimes(CA)	8-13-00
42	53.10	James King(CA)	7- 6-91
43	54.41	James King(CA)	8-15-92
44	55.5	Jim Dixon(GBR)	6-13-76
	57.1	Stan Druckrey(WI)	7-10-93
	57.1	Bill Knocke(CA)	7- 1-84
45	55.64	Guido Mueller(GFR)	8-25-84
	55.79	Stan Druckrey(WI)	8-13-93
46	55.7	Jack Greenwood(KS)	8-24-72
47	55.18	Guido Mueller(GFR)	8- 1-86
	57.5	Jack Greenwood(KS)	7- 6-73
48	57.5	Jack Greenwood(KS)	7- 6-74
49	55.69	Guido Mueller(FRG)	6-25-88
	57.8	Jack Greenwood(KS)	8-15-75
50	61.8	Bill Knocke(CA)	9- 8-90
51	59.5	Jack Greenwood(KS)	7- 2-77
52	67.7	Jonathon Sharp(CO)	7- 6-73
53	69.7	Barry Kline(PA)	4-10-93
54	66.7	Alfred Guidet(CA)	7- 1-72
55	63.6	Alfred Guidet(CA)	6-24-73
56	66.7	Boo Morcom(PA)	6-26-77
57	84.1	Jim Craine(HI)	2-19-78
58	77.8	Alex Lampard(AUS)	3-30-75
59	77.7	Alex Lampard(AUS)	4-17-76
60	79.0	Glenn Bradd(IL)	7-20-85
64	93.3y	Stan Thompson(HI)	12- 8-74
65	85.3	Chuck Sochor(MI)	9- 6-92
67	1:43.5	Stan Thompson(HI)	11-27-77
68	91.2	Stan Thompson(HI)	12-31-78
70	1:52.2	Stan Thompson(HI)	12- 7-80
72	1:50.7	Stan Thompson(HI)	8-28-83
74	1:51.4	Stan Thompson(HI)	7-20-85

### 400 METER HURDLES (33")

50	58.1	Jack Greenwood(KS)	7- 3-76
51	58.2	Jack Greenwood(KS)	8-11-77
52	58.60	Courtland Gray(US)	5-12-96
53	59.04	Jack Greenwood(KS)	7-29-79
54	59.80	Guido Mueller(GER)	8-27-93
	62.8	Rudolph Valentine(NY)	8-11-77
55	59.63	Guido Mueller(GER)	5-14-94
	59.67	Courtland Gray(LA)	6-18-99

56	58.92	Guido Mueller(FRG)	7-16-95
	63.7	Robert Hunt(CA)	7- 3-76
	59.83	Guido Mueller(GER)	7-20-96
57	59.85	Jack Greenwood(KS)	9-27-83
	64.7	Jack Greenwood(KS)	7-21-84
58	64.7	Guido Mueller(GER)	9-12-98
59	61.44	Robert Hunt(CA)	7-29-79
	64.92	Robert Hunt(CA)	6- 7-80
60	72.8	Jack Greenwood(CO)	9- 3-89
63	65.14	Clarence Trinkner(US)	6-28-97
65	82.31	Clarence Trinkner(US)	6- 6-98
66	84.49	Clarence Trinkner(WI)	5-29-99
67	82.07	Clarence Trinkner(WI)	6-10-00
68	87.0	Clarence Trinkner(WI)	6- 7-01
69	89.1	Stan Thompson(HI)	12- 7-80
70	1:48.9y	Stan Thompson(HI)	10-24-82
72	1:55.8		

### 400 METER HURDLES (30")

60	64.45	Frans Buys(HOL)	5-31-85
	65.71	Jack Greenwood(KS)	8-31-86
61	66.37	Rudolph Valentine(NY)	5- 4-85
62	66.01	Rudolph Valentine(NY)	8-23-85
63	68.98	Trygve Syverson(NOR)	8- 3-85
	69.1	Bud Deacon(HI)	6-23-74
64	69.8	Rudolph Valentine(NY)	7-31-87
65	68.5	Earl Fee(CAN)	7- 2-94
	70.4	Chuck Sochor(MI)	7-17-93
66	70.8	Chuck Sochor(MI)	8-21-93
67	75.2	Richard Lacey(NY)	7- 2-77
68	73.07	Frank Finger(VA)	5- 7-83
69	75.96	Frank Finger(VA)	7-28-84
70	77.50	Gilberto Gonzalez(PUR)	9-27-83
	83.86	Bob Boal(NC)	5- 8-82
71	80.6	Harold Niebel(MD)	9- 1-85
72	79.5	Gilberto Gonzalez(PUR)	8-23-85
	85.12	Bud Deacon(HI)	7-24-83
73	87.20	Richard Lacey(FL)	9-27-83
74	1:44.5	Konrad Boas(NY)	5- 6-78
75	91.06	Erkki Haapalainen(FIN)	8- 3-85
	92.5	Herbert Anderson(CO)	8-11-77
76	94.46	Russell Meyers(FL)	7- 6-80
77	89.58	Russell Meyers(FL)	5- 9-81
	96.5	Herbert Anderson(CO)	1-10-81
79	98.7	Herbert Anderson(CO)	9- 6-81
80	1:51.0	Herbert Anderson(CO)	7-24-82
81	2:02.6	Herbert Anderson(CO)	9- 3-83
83	2:05.51	A. E. Pitcher(IN)	6-26-85

### 300 METER HURDLES (33")

50	39.96	Guido Mueller(FRG)	8- 3-89
	43.19	Jackson Steffes(CA)	8- 3-89
51	40.92	Willi Kalbermatter(SUI)	6-30-90
	43.2	Richard Rizzo(NJ)	8- 4-88
52	43.18h	Charles Miller(TX)	8- 1-89
53	44.54h	Poochi Parthasarathy(IND)	8- 1-89
	46.03	Bill Knocke(CA)	6-27-93
54	42.69	Hugh Adams(CA)	6-18-94
55	43.28	Erkki Knapp(FIN)	8- 3-89
	43.29	Ovidio De Jesus(PUR)	9-17-88
	43.36h	Richard Hickman(CA)	8- 1-89
56	44.31	Erkki Knapp(FIN)	6-30-90
	45.77	Josh Culbreath(US)	8- 3-89
57	45.14	Marion Sanchez(CA)	8- 3-89

Pending marks			
52	p41.1	Courtland Gray(US)	- .96

### 300 METER HURDLES (30")

60	42.31	Guido Mueller(GER)	8- 1-99
	45.65	Marion Sanchez(CA)	8-15-92
61	43.95	Guido Mueller(GER)	7- 8-00

62	44.24	Marion Sanchez(CA)	10-13-93
	45.41	Francois Cornelius(BEL)	7-20-96
	45.59	Jack Greenwood(KS)	7- 3-88
63	43.49	Jack Greenwood(CO)	8- 3-89
64	46.43	Levis Ariel Standen(CHI)	10-13-93
	47.19	Rudolph Valentine(NY)	12- 1-87
65	45.20	Jack Greenwood(CO)	7-25-91
66	45.71	Earl Fee(CAN)	7-16-95
	48.56	James Stookey(MD)	8- 3-96
67	47.61	Earl Fee(CAN)	8-23-96
	48.05	Chuck Sochor(MI)	7-16-95
68	47.96	James Stookey(MD)	8- 1-98
69	48.04	Earl Fee(CAN)	11-21-98
	49.64	James Stookey(MD)	8- 1-99
70	49.07	Earl Fee(CAN)	8-28-99
	50.0	James Stookey(MD)	7- 2-00
71	50.84	James Stookey(MD)	7- 7-01
72	52.11	Earl Fee(CAN)	7-28-01
	52.44	Dan Bulkeley(OR)	8- 3-89
73	56.42	Albertus Van Zyl(RSA)	2-10-96
	56.52	Joseph Martin(VA)	5- 7-94
74	58.05	Heinz Krenzer(GER)	7- 6-01
75	54.7	Albertus Van Zyl(RSA)	5- 1-98
	56.50	Dan Bulkeley(OR)	8-15-92
76	55.52	Dan Bulkeley(OR)	7-18-93
77	55.33	Dan Bulkeley(OR)	10- 2-94
78	57.46	Dan Bulkeley(OR)	7- 8-95
79	58.10	Dan Bulkeley(OR)	8-17-96
80	61.20	Reino Taskinen(FIN)	6-15-96
	65.03	Dan Bulkeley(OR)	6-28-97
81	59.67	Dan Bulkeley(OR)	8-13-98
82	62.61	Dan Bulkeley(OR)	8- 1-99
83	74.38	Friederich Mahlo(GER)	7-16-95
	84.55	Bob Boal(NC)	7-16-95
85	89.11dec	Bob Boal(NC)	10-12-97
86	94.92	Kizo Kimura(JPN)	7-20-97

### HIGH JUMP

35	7'5 1/4i	2.27	Christian Popescu(ROM)	2-22-98
	6'11 3/4	2.13	Jim Barrineau(VA)	7- 1-90
36	7'0 3/4	2.15	Jim Barrineau(VA)	6- 6-92
	7'0 3/4	2.15	Viktor Bolshov(URS)	5-30-75
37	7'0 1/4	2.14	Jim Barrineau(VA)	3-20-93
38	7'0 1/2	2.15	Glen Conley(NY)	8- 2-97
39	6'9 1/2	2.07	Jim Barrineau(VA)	8-12-84
40	6'11	2.11	Jim Barrineau(VA)	7-19-95
41	6'10	2.08	Dwight Stones(US)	7-19-95
42	6'7 1/4	2.01	John Hartfield(TX)	6-28-87
43	6'8	2.03	Jim Barrineau(VA)	8-12-98
44	6'6 3/4i	2.00	Patrick Andre(FRA)	3-11-01
	6'6	1.98	John Dobroth(CA)	6- 1-85
	6'6	1.98	Charlie Rader(CA)	7-25-92
45	6'6 3/4	2.00	Asko Pesonen(FIN)	9- 3-88
	6'6	1.98	Keith Nelson(CA)	5-20-00
46	6'2	1.88	Charlie Rader(CA)	7- 3-94
	6'2	1.88	Dusan Prezelj(SLO)	7-19-95
47	6'2	1.88	Charlie Rader(CA)	7-19-95
	6'2	1.88	Franc Vivod(YUG)	7-25-91
48	6'2 3/4	1.90	Herm Wyatt(CA)	4-19-80
49	6'5	1.96	Thomas Zacharas(GER)	10- 1-96
	6'2	1.88	Herm Wyatt(CA)	5-30-81
50	6'6 3/4i	2.00	Thomas Zacharas(GER)	3- 2-97
	6'0 3/4	1.85	R. Richardson(IL)	9-24-83
51	6'2 3/4	1.90	Thomas Zacharas(GER)	7-18-98
	6'2	1.88	Herm Wyatt(CA)	8-21-83
52	6'2	1.88	Horst Mandl(AUT)	6-25-88
	6'2	1.88	James Sauers(GA)	8-12-00
	5'10 3/4	1.80	Herm Wyatt(CA)	9-24-83
	5'11	1.80	Herm Wyatt(CA)	5-18-85
53	6'0	1.83	Herm Wyatt(CA)	5-17-86
54	6'0	1.83	Herm Wyatt(CA)	9-13-98
55	6'0	1.83	Jaroslav Hanus(CZE)	5-23-87
	5'10 1/2	1.79	Herm Wyatt(CA)	7- 9-00
56	5'8 3/4	1.75	Franc Vivod(YUG)	7-13-86
	5'8 1/4	1.73	John C. Brown(MO)	6-11-94
57	5'9 1/4	1.76	Gerhard Bohm(GER)	6-11-94
	5'8 1/2	1.74	Herm Wyatt(CA)	6-25-89
58	5'7 1/4	1.71	Phil Fehlen(CA)	10- 2-93
59	5'5 3/4	1.67	Phil Fehlen(CA)	8-12-94
	5'5 3/4	1.67	Milton Newton(CA)	9-18-93

60	5'5 3/4	1.67	Gerhard Bohm(GER)	9-28-96
	5'7	1.70	Horst Mandl(AUT)	7-21-96
	5'6 1/4	1.68	Milton Newton(CA)	7-20-94
61	5'6 1/2	1.69	Milton Newton(CA)	6-10-95
	6'2 5/6	1.68	Phil Fehlen(CA)	5- 8-98
63	5'7 3/4	1.72	Phil Fehlen(CA)	7- 4-98
64	5'6 1/4	1.68	Jim Gillcrist(FL)	9-19-92
65	5'5 1/4	1.66	Phil Fehlen(CA)	8-12-00
66	5'2 1/4	1.58	N. Nevrup(SWE)	10-10-93
	5'1 3/4	1.57	Jim Gillcrist(FL)	8-12-94
67	5'1 3/4i	1.57	Jim Gillcrist(FL)	2-25-95
68	5'0 3/4	1.54	Bud Held(CA)	8-10-96
69	4'11	1.50	Bud Held(CA)	8- 9-97
	4'11	1.50	Gordon Siefert(AL)	8- 9-97
70	4'11 3/4	1.52	Bud Held(CA)	11- 8-97
71	4'11 1/2	1.51	Gordon Siefert(AL)	6-24-00
72	4'9	1.45	Gordon Siefert(AL)	8-12-00
	4'9	1.45	Ian Hume(CAN)	9- 6-86
	4'9	1.45	N. Nevrup(SWE)	8- 8-99
73	4'9	1.45	Ian Hume(CAN)	6-18-88
	4'6 1/2	1.38	Ham Morningstar(MI)	6- 5-90
	4'6 1/4	1.38	Stan Thompson(HI)	11-27-83
74	4'7 1/4	1.40	Ian Hume(CAN)	8-27-88
	4'7 1/4	1.40	Esko Kolhonen(FIN)	6-25-88
	4'5 1/4	1.35	Stan Thompson(HI)	5-11-85
75	4'8 3/4	1.44	Esko Kolhonen(FIN)	8- 4-99
	4'4 3/4i	1.34	Bill Wambach(WI)	3-24-01
76	4'7	1.40	Esko Kolhonen(FIN)	7- 1-90
	4'6	1.37	Brady Walker(UT)	10-23-97
77	4'5 1/4	1.35	Esko Kolhonen(FIN)	7-23-91
	4'5 1/4i	1.35	Emmerich Zensch(AUT)	3- 2-97
	4'3 1/4	1.30	Edwin Lukens(NY)	8- 8-99
78	4'4 1/4	1.33	Emmerich Zensch(AUT)	9-13-98
	4'2	1.27	Herbert Anderson(CO)	8-17-80
79	4'5 1/4	1.35	Esko Kolhonen(FIN)	10-10-93
	4'2	1.27	Herbert Anderson(CO)	9- 6-81
80	4'3 1/2	1.31	Esko Kolhonen(FIN)	7-16-94
	4'0 1/2	1.23	Virgil McIntyre(AZ)	6-28-91
81	4'2i	1.27	Emmerich Zensch(AUT)	3-11-01
	3'10	1.17		

48	15'5"	4.70	Ingo Peyker(AUT)	7- 6-90
	14'5 1/4	4.40	Larry McIntyre(TX)	8-16-96
49	15'1 1/4	4.60	Dan Borrey(BEL)	7-16-95
	14'6"	4.42	Greg Miguel(CA)	10- 5-96
50	14'10 1/4	4.53	Steve Hardison(CA)	8-11-00
51	13'8 1/4	4.17	Matti Kilpelainen(MI)	6- 1-97
52	14'0"	4.27	Boo Morcom(PA)	11- 8-73
53	14'1 1/4	4.30	Wayne Lambert(CA)	2-20-00
54	14'2"	4.32	Dennis Phillips(OR)	2- 3-01
55	13'7 1/2	4.15	Hans Lagerqvist(SWE)	7-15-95
	13'6 1/4	4.12	Boo Morcom(PA)	8- 4-76
56	13'11 3/4	4.26	Hans Lagerqvist(SWE)	8-24-96
	13'3"	4.04	Boo Morcom(PA)	7-10-77
57	13'7 1/2	4.15	Hans Lagerqvist(SWE)	7-22-97
	12'9"	3.88	Boo Morcom(PA)	4-17-79
58	13'1 1/2	4.00	Hans Lagerqvist(SWE)	9-18-98
	13'1"	3.99	Dale Lance(OK)	9-21-96
59	13'0 1/2	3.97	Boo Morcom(PA)	1-10-81
60	12'10"	3.91	Dale Lance(OK)	3-27-98
61	12'9 1/2	3.90	Herbert Schmidt(GFR)	10-14-71
	12'6 1/2	3.82	Boo Morcom(PA)	2-26-83
62	11'11 3/4	3.65	Boo Morcom(PA)	5- 7-83
63	12'3 1/2	3.74	Boo Morcom(PA)	8- 2-84
64	12'0"	3.66	Boo Morcom(PA)	8-31-85
65	12'4 1/2	3.77	Boo Morcom(PA)	8- 3-86
66	11'10 1/2	3.62	Boo Morcom(PA)	6- 8-87
67	11'6"	3.50	Herbert Schmidt(GFR)	5-11-77
	11'1 1/2	3.39	Boo Morcom(PA)	1- 6-89
68	11'5"	3.48	Boo Morcom(PA)	5-13-89
69	11'2"	3.40	Herbert Schmidt(GFR)	8-15-79
	10'7 1/4	3.23	Boo Morcom(PA)	6-16-90
70	10'10"	3.30	Herbert Schmidt(GFR)	9-14-80
	10'0 1/2	3.06	Boo Morcom(NH)	7- 6-91
71	10'4 1/2	3.16	Boo Morcom(NH)	8-22-92
72	10'0"	3.05	Bud Held(CA)	10- 7-00
	10'0"	3.05	Jim Vernon(CA)	6- 3-89
73	10'2"	3.10	William Bell(US)	7-15-95
74	9'9"	2.97	Carol Johnston(CA)	4-26-86
75	10'0"	3.05	William K. Bell(AR)	12- 6-97
76	9'11"	3.02	William K. Bell(AR)	9-17-98
77	9'0"	2.74	Carol Johnston(CA)	7- 1-89
78	9'4"	2.84	William K. Bell(AR)	9-16-00
79	8'6 1/2	2.60	Carol Johnston(CA)	5-25-91
80	8'3"	2.51	Carol Johnston(CA)	6-20-92
81	7'8"	2.33	Carol Johnston(CA)	9-12-93
82	7'9"	2.36	Carol Johnston(CA)	2-12-94
83	7'11"	2.41	Carol Johnston(CA)	2- 4-95
84	7'9"	2.36	Carol Johnston(CA)	5-26-96
85	7'6"	2.28	Carol Johnston(CA)	2-16-97
86	6'2 3/4	1.90	Ahti Pajunen(FIN)	3-31-96
	5'8"	1.73	A. E. Pletcher(IN)	5-14-88
87	5'4"	1.62	A. E. Pletcher(IN)	9-24-89
88	4'6"	1.37	A. E. Pletcher(IN)	2-18-90
89	4'6"	1.37	A. E. Pletcher(IN)	8- 3-91

Pending marks				
38	p16'0	4.87	Craig Boyak(CA)	8-14-92
89	p5'3	1.60	Vic Younger(AUS)	7-13-01

## LONG JUMP

35	27'10 3/4	8.50	Carl Lewis(TX)	8- 4-96
	27'10 3/4	8.50	Larry Myricks(US)	6-15-91
36	26'7 1/4	8.11	Larry Myricks(US)	4-17-92
37	27'0 3/4	8.25	Larry Myricks(US)	7-28-93
38	26'6 1/2	8.09	Larry Myricks(US)	4- 2-94
39	25'11"	7.90	Neناد Stekic(YUG)	6-24-90
	25'9"	7.54	Stan Whitley(CA)	4-27-85
40	24'9"	7.54	Hans Schicker(FRG)	7-24-88
	24'4 3/4	7.43	Tom Chilton(TN)	3-24-78
41	24'10"	7.57	Hans Schicker(FRG)	7-16-89
	22'11 3/4	7.00	John Hartford(TX)	2-22-86
42	23'6 3/4	7.18	Pericles Pinto(POR)	7- 8-79
	22'5 1/4	6.84	Richard Thomas(US)	3-30-96
43	23'9 1/2	7.25	Pericles Pinto(POR)	5-18-80
	23'2"	7.06	Stan Whitley(CA)	7-29-89
44	23'0 1/2	7.02	T. Taavitskinen(FIN)	7-11-88
	22'2 1/2	6.77	Carl Flowers(CA)	6-15-91
45	23'4 3/4	7.13	Pericles Pinto(POR)	5- 1-82
	22'3 1/4	6.79	William Rea(FL)	7-19-97

46	23'10 1/4	7.27	T. Taavitskinen(FIN)	8-21-90
	21'8 3/4	6.62	Shirley Davisson(CA)	6-26-76
47	22'4 1/4	6.81	T. Taavitskinen(FIN)	7-23-91
	21'4"	6.50	John Hartford(TX)	6- 6-92
48	21'5 1/4	6.53	Wolfgang K Reuter(GFR)	8- 9-77
	21'4"	6.50	Rudy Enders(MD)	4-26-80
49	21'3 1/4	6.48	Perti Ahomaki(FIN)	7-22-95
	21'1"	6.42	Shirley Davisson(CA)	2- 9-80
50	22'5 1/4	6.84	T. Taavitskinen(FIN)	6-18-94
	21'1"	6.42	Shirley Davisson(CA)	4-12-80
51	21'7 1/2	6.59	T. Taavitskinen(FIN)	7-22-95
	20'10 1/2	6.36	Darrel Horn(CA)	9- 8-90
52	20'7 1/4	6.28	Perti Ahomaki(FIN)	9-12-98
	20'0 1/2	6.11	Darrel Horn(CA)	9-22-91
53	20'8"	6.30	Pericles Pinto(POR)	6-30-90
	19'9 1/2	6.03	Gary Miller(CA)	3-11-91
54	20'2 1/4	6.15	Perti Ahomaki(FIN)	7- 8-00
	20'2 1/4	6.15	Pericles Pinto(POR)	7-23-91
	19'10 1/2	6.06	Tom Patsalis(CA)	6-12-76
55	20'10"	6.35	Stig Backlund(FIN)	7-21-95
	19'9 1/2	6.03	Tom Patsalis(CA)	3-12-77
56	20'2 1/4	6.15	T. Taavitskinen(FIN)	7- 8-00
	19'8 1/4	6.00	Dave Jackson(CA)	8-31-87
57	19'8 3/4	6.01	Stig Backlund(FIN)	3- 2-97
	19'4 1/4	5.90	Tom Patsalis(CA)	7-31-79
58	19'8 1/4	6.00	Tom Patsalis(CA)	8-16-80
	19'10 1/4	6.10	Tom Patsalis(CA)	7-18-81
59	20'11"	6.07	Tom Patsalis(CA)	7-10-82
60	18'11"	5.76	Tom Patsalis(CA)	5- 1-83
	18'6"	5.64	Dick Richards(CA)	3-29-97
62	18'3 1/4	5.57	Dick Richards(CA)	6-29-97
64	17'7 1/2	5.37	Lothar Fischer(GER)	7- 8-00
	16'10"	5.13	Boo Morcom(PA)	1- 5-86
65	17'7 1/2	5.37	Hermann Strauss(GER)	8-17-96
	17'6 3/4	5.35	Dick Richards(CA)	8-27-99
66	17'9 3/4	5.43	Hans Bitter(GER)	7-29-86
	17'5 1/4	5.31	Melvin Larsen(IL)	1-13-91
	17'5 1/4	5.31	Dick Richards(CA)	7- 8-00
67	17'6 3/4	5.35	Dick Richards(CA)	6-28-01
	17'6 3/4	5.35	Wolfgang K Reuter(GER)	8-17-96
68	16'6 1/2	5.04	James Stookey(MD)	11-22-98
69	16'9 1/2	5.12	Melvin Larsen(IL)	10- 9-93
70	17'0 1/4	5.19	Melvin Larsen(IL)	8-13-94
71	15'9 1/2	4.81	Wolfgang K Reuter(GER)	7-12-01
	15'8"	4.77	Melvin Larsen(IL)	1- 6-96
72	15'0 3/4	4.59	Matti Jarvinen(FIN)	9-12-98
	14'10 3/4	4.54	Tom Patsalis(CA)	6-18-94
73	15'0 1/4	4.58	Melvin Larsen(IL)	8- 8-97
74	14'8 1/2	4.48	Matti Jarvinen(FIN)	7- 8-00
	13'11"	4.24	Edwin Lukens(NY)	7-26-96
75	15'8 1/4	4.78	Mazumi Morita(JPN)	7-30-88
	15'0 3/4	4.59	Melvin Larsen(IL)	7-31-99
76	14'4"	4.37	Mazumi Morita(JPN)	7-29-89
	14'1 1/4	4.30	Edwin Lukens(NY)	3-28-98
77	14'3"	4.34	G. Marabotti(ITA)	10- 9-93
	13'11"	4.24	Tom Kennell(US)	7-31-98
78	14'3"	4.34	Mazumi Morita(JPN)	7-25-91
	12'5 1/4	3.79	M. Silverstein(VA)	7-31-98
79	13'0 3/4	3.98	G. Marabotti(ITA)	7-21-95
	11'11 1/2	3.64	Joe Caruso(CA)	3- 5-89
80	13'6 1/4	4.12	Mazumi Morita(JPN)	10- 9-93
	12'7 1/4	3.84	Tom Kennell(FL)	5- 5-01
81	13'9"	4.19	Mazumi Morita(JPN)	5-20-95
	12'0 1/2	3.67	Thomas Walsh(MO)	7-31-98
82	13'8 1/2	4.18	Suda Giichi(JPN)	10-15-94
	12'0 3/4	3.67	David Marcus(CA)	5-25-91
83	12'11 1/2	3.95	Gulab Singh(IND)	7-29-89
	10'10 1/4	3.31	Everett Hosack(OH)	8-24-85
84	12'10 3/4	3.93	Mazumi Morita(JPN)	7-19-97
	10'1 3/4	3.09	Winfield McFadden(CA)	7-22-89
85	12'3 3/4	3.75	Mazumi Morita(JPN)	7-26-98
	10'2"	3.10	Clarence Trahan(CA)	3-25-00
86	10'11 1/2	3.34	Mazumi Morita(JPN)	7-31-99
	9'8 1/4	2.95	Jeremiah Gaines(VA)	5- 9-98
87	11'0 1/4	3.36	Mazumi Morita(JPN)	7- 6-01
	8'6"	2.59	Russell Randall(CO)	8-13-94
88	10'5 1/4	3.18	Vittorio Colo(ITA)	7- 8-00
	8'8 1/4	2.65	Russell Randall(CO)	7-21-95
89	8'7 1/4	2.62	Karl Trei(CAN)	6-13-98
	6'7 3/4	2.02	Herbert Anderson(CO)	8-31-91

90	8'6 3/4	2.61	Karl Trei(CAN)	5- 8-99
	8'0 1/4	2.44	Buell Crane(ID)	4-21-90
91	7'10 1/2	2.40	Buell Crane(ID)	4-20-91
92	6'3 1/2	1.92	Everett Hosack(OH)	5- 7-94
	9'3 7/4	2.18	Everett Hosack(OH)	7-21-95
94	6'9 1/4	2.06	Everett Hosack(OH)	3- 2-96
95	6'6 3/4	2.00	Everett Hosack(OH)	3- 2-97

Pending or wind aided marks				
36	w26'10 1/2	8.19	Larry Myricks(US)	4-17-92
37	w27'5 1/2	8.37	Larry Myricks(US)	7-28-93
42	w23'10 1/4	7.27	Hans Schicker(FRG)	5- 5-90
44	w22'8"	6.91	Richard Thomas(US)	7-22-95
46	w22'11"	6.98	John Hartford(TX)	6- 7-91
46	w21'9"	6.63	Stan Whitley(CA)	8-15-92
47	w21'4 3/4	6.52	William Rea(FL)	8-27-99
57	w20'4"	6.20	Stig Backlund(FIN)	7-19-97
64	w18'2 1/2	5.55	Dick Richards(CA)	6-19-99
66	w17'11"	5.46	Hans Bitter(GER)	7-13-86
67	w17'7"	5.36	Wolfgang K Reuter(GER)	8-10-97
68	w16'9 1/4	5.11	Wolfgang K Reuter(GER)	5-21-98
70	w17'2"	5.23	Melvin Larsen(IL)	7-30-94
74	w15'1 1/4	4.60	Tom Kennell(US)	5- 6-95
74	w15'0 1/4	4.58	Juji Tanaka(JPN)	7-19-97
74	w14'8 1/2	4.48	Karl-heinz Hoyer(GER)	5-25-95
76	w14'7 1/4	4.45	Melvin Larsen(IA)	8-11-00
78	w12'9 1/2	3.90	Jack Davison(US)	8- 5-97
89	p8'10 1/4	2.70	Vic Younger(AUS)	7- 6-01
92	w6'4"	1.93	Everett Hosack(OH)	5- 7-94

## TRIPLE JUMP

35	58'9 1/2	17.92	Jonathon Edwards(GBR)	8- 3-01
	55'7 1/4	16.95	Ray Kimble(US)	8-12-88
36	54'10"	16.71	Willy Banks(CA)	6-21-92
37	54'6"	16.61	Robert Cannon(US)	5-11-96
38	54'1 3/4	16.50	Ray Kimble(US)	6-14-91
39	55'5 1/2	16.90	Ray Kimble(US)	6-21-92
40	54'4 3/4	16.58	Ray Kimble(US)	7- 2-93
41	53'3 1/2	16.24	Ray Kimble(US)	5-14-94
42	52'4"	15.95	Ray Kimble(US)	4-13-96
43	53'7 3/4	16.35	Ray Kimble(US)	5- 9-96
44	46'9 1/2	14.26	Pericles Pinto(POR)	5-24-81
	45'9 3/4	13.96	Dave Quick(CA)	9-17-00
45	45'11 1/2	14.01	Pericles Pinto(POR)	7-14-82
	45'2 1/4	13.77	Dave Jackson(CA)	8-11-77
46	48'7 1/2	14.82	Milan Tiff(CA)	2-25-95
47	46'6 1/4	14.18	Stig Backlund(FIN)	7-28-87
	43'3 1/4	13.19	Dave Jackson(CA)	7-31-79
48	46'6"	14.17	Milan Tiff(CA)	6- 8-97
49	45'0 1/4	13.72	Stig Backlund(FIN)	8- 1-89
	44'2 1/2	13.47	Milan Tiff(CA)	5-23-98
50	44'8 1/4	13.62	Stig Backlund(FIN)	6-17-90
	43'3 1/2	13.19	Dave Jackson(CA)	7-10-82
51	44'5 1/2	13.55	Hermann Strauss(FRG)	6- 6-82
	42'8 3/4	13.02	Milan Tiff(CA)	5-28-00
52	43'0 1/4	13.11	C. Kreff(GER)	7-23-97
	42'0 3/4	12.82	Dave Jackson(CA)	9-25-83
53	42'7 3/4	13.00	Hermann Strauss(FRG)	9-15-84
	41'11 1/2	12.79	Dave Jackson(CA)	5-25-85
54	42'7 3/4	13.00	Hermann Strauss(FRG)	5- 4-85
	40'10"	12.44	Dave Jackson(CA)	6-28-86
55	45'5 1/4	13.85	Stig Backlund(FIN)	7- 2-95
	40'1 1/4	12.22	Dave Jackson(CA)	7-25-87
56	42'1 1/4	12.83	Claus Kreff(GER)	3-10-01
	40'6 3/4	12.36	Dave Jackson(CA)	12- 4-87
57	43'5"	13.23	Stig Backlund(FIN)	3- 2-97
	41'5"	12.62	Gordon Farrell(CA)	1-18-75
58	42'6"	12.95	Stig Backlund(FIN)	9-17-98
	39'4"	11.99	Tom Patsalis(CA)	5-17-80
59	40'6 1/4	12.35	Tom Patsalis(CA)	8



38	72'9 3/4	22.19	Brian Oldfield(CA)	5-26-84
39	69'5 1/4	21.16	Brian Oldfield(CA)	6- 8-84
40	70'3	21.41	Brian Oldfield(CA)	8-22-85
41	67'0	20.42	Brian Oldfield(IL)	8- 5-86
42	67'0 3/4	20.44	Ivan Ivancic(YUG)	7- 5-80
	61'5 1/2	18.73	Brian Oldfield(IL)	6-27-87
43	65'10 1/4	20.07	Ivan Ivancic(YOG)	7-18-81
	62'10	19.15	Brian Oldfield(IL)	6-18-88
44	66'7 3/4	20.31	Ivan Ivancic(YUG)	9-28-82
45	54'1 1/2	16.50	Carl Wallin(NH)	8-30-86
46	68'1 3/4	20.77	Ivan Ivancic(YUG)	8-21-83
47	55'2 1/2	16.83	Edward Hill(CA)	8-23-88
48	66'2	20.17	Ivan Ivancic(YUG)	6-11-84
	53'7	16.33	Carl Wallin(NH)	10-18-87
47	58'1 1/4	17.71	Pierre Colnard(FRA)	6-12-76
	52'6	16.00	Carl Wallin(NH)	9-10-89
48	61'6 1/4	18.75	Ivan Ivancic(YUG)	9- 7-86
	52'5	15.97	Carl Wallin(NH)	10- 8-89
49	56'8 1/2	17.28	M. Buchmuller(GER)	10-18-92
	50'9 1/2	15.48	Tom Gage(MT)	3-20-93
50	57'8 1/4	17.58	Klaus Liedtke(GER)	5-26-91
	50'1 1/2	15.28	Carl Wallin(NH)	10- 5-91
51	56'5 1/4	17.20	Klaus Liedtke(GER)	6- 8-92
	48'9	14.86	Carl Wallin(NH)	10- 4-92
52	56'4 1/2	17.18	Klaus Liedtke(GER)	6- 5-93
	49'3 1/2	15.02	Ladislav Pataki(CA)	8-15-98
53	56'0 1/2	17.08	Klaus Liedtke(GER)	5- 1-94
	47'7 3/4	14.52	Clay Larson(CA)	4-17-99
54	49'4 1/2	15.05	H. Hombrecht(GFR)	8-22-79
	47'4	14.43	Carl Wallin(NH)	9-21-96
55	50'8 3/4	15.46	Klaus Liedtke(GER)	7-13-96
	48'3 1/2	4.72	Carl Wallin(NH)	10- 5-96
56	53'0	16.15	Klaus Liedtke(GER)	5- 4-97
	47'4 1/2	14.44	Carl Wallin(NH)	10- 4-97
57	53'0 1/4	16.16	Klaus Liedtke(GER)	5-10-98
	45'3 1/4	13.80	Carl Wallin(NH)	9-19-99
58	44'5 1/2	13.55	Peter Speckens(GER)	5-14-94
	43'11	13.38	Carl Wallin(NH)	9-23-00
59	45'0 1/2	13.73	Carl Wallin(NH)	10- 7-00
	40'4'5	13.84	Peter Speckens(FRG)	7- 8-95
	42'8 3/4	13.02	Carl Wallin(NH)	10- 6-01
61	39'7 1/4	12.07	Vic Depra(BEL)	10-29-89
	36'7	11.15	David Shrader(KS)	7-10-76
62	36'0 1/4	10.98	Hans Schneider(GFR)	8-27-76
	33'9 1/4	10.29	James Hart(CA)	10- 3-98
63	40'6 3/4	12.36	Cliff Blair(MA)	8-22-93
	34'7	10.54	Hans Schneider(GFR)	10- 7-78
	33'10 1/2	10.32	Len Olson(VT)	9-10-95
65	37'2 1/2	11.34	Hal Smith(CA)	8- 4-01
66	36'10 1/4	11.23	Karl-heinz Wendel(GER)	9-29-96
	34'1	10.39	Len Olson(VT)	9-14-97
67	34'9 1/4	10.60	Karl-heinz Wendel(GER)	9-13-97
	33'7 1/2	10.25	Len Olson(VT)	8-16-98
68	35'1 3/4	10.71	William Weimroth(MI)	9-13-92
69	34'5	10.49	Franz Zeiler(SWI)	10- 3-87
	33'2	10.11	Ross Carter(OR)	8-27-83
70	32'0 1/2	9.76	Donald Cumley(NV)	8-25-90
	31'2 1/2	9.79	Rudolph Zapp(GFR)	9-30-72
	29'5 1/2	8.98	Ross Carter(OR)	3-10-85
72	33'1 3/4	10.10	Ross Carter(OR)	8- 2-86
	33'0'9	9.49	Ross Carter(OR)	8- 8-87
74	31'10	9.70	Franz Meier(SWI)	5-24-92
	28'5 3/4	8.68	Ross Carter(OR)	2-11-89
75	28'7 3/4	8.73	Ross Carter(OR)	6-24-89
76	30'0 1/4	9.15	Ernst Korte(GFR)	8-31-80
	28'2 1/4	8.59	Ross Carter(OR)	8-25-90
77	26'4 1/2	8.04	Erling Svennevick(NOR)	10-15-95
	25'9	7.85	Manuel White(MT)	6-12-93
78	26'10	8.18	Erling Svennevick(NOR)	11-10-96
	16'11 1/4	5.16	Arthur Wright(NY)	6-14-80
79	26'7 3/4	8.12	Ross Carter(OR)	6- 6-93
80	28'2 1/4	8.59	Ross Carter(OR)	7-29-94
81	24'11 1/4	7.60	Erling Svennevick(NOR)	11-14-99
	22'6	6.86	Manuel White(MT)	7-20-97
Pending marks				
64	p36'1 1/4	11.00	Heinrich Fiedler(GFR)	10- 7-78

## SHOT PUT (6Kg)

50	60'6 1/2	18.45	Klaus Liedtke(FRG)	7-20-91
	53'10	16.41	Carl Wallin(NH)	10- 5-91
51	57'7 3/4	17.57	M. Buchmuller(GER)	9-10-94
	55'7 1/4	16.95	Tom Gage(MT)	7-30-94
52	58'9 1/2	17.92	Klaus Liedtke(GER)	7- 4-93
	56'3 1/4	17.15	Ladislav Pataki(CA)	9-19-98
53	59'9	18.21	Klaus Liedtke(GER)	5- 3-94
	55'0 3/4	16.78	Ladislav Pataki(CA)	7- 3-99
54	55'1	16.79	Ladislav Pataki(CA)	9-16-00
55	57'5	17.50	Klaus Liedtke(GER)	7-21-96
	52'8 1/4	16.06	Ladislav Pataki(CA)	9-29-01
56	56'2	17.12	Klaus Liedtke(GER)	8-16-97
	52'1 1/2	15.89	Carl Wallin(NH)	10- 4-97
57	56'11 1/4	17.35	Klaus Liedtke(GER)	9-13-98
	50'5 1/2	15.38	Joe Keshmiri(NV)	7-18-95
	58' 50'6	15.39	Joe Keshmiri(NV)	6- 8-96
	59' 51'10	15.80	Joe Keshmiri(NV)	8- 9-97
58	46'11 1/2	14.31	Carl Wallin(NH)	10- 6-01
	65' 43'0 1/2	13.12	Karl-heinz Wendel(GER)	9- 3-95
	67' 38'9	11.81	Karl-heinz Wendel(GER)	6-29-97
	68' 37'1 1/4	11.31	Karl-heinz Wendel(GER)	8-28-98
	74' 32'5 1/4	9.89	Franz Meier(SWI)	5-24-92
	76' 31'10 3/4	9.72	Erling Svennevick(NOR)	11-12-94

## SHOT PUT (5Kg)

60	54'9 1/4	16.69	Franz Ratzler(AUT)	8- 1-99
	54'0	16.46	Joe Keshmiri(NV)	6-27-98
61	52'6 1/2	16.01	Peter Speckens(GER)	7-21-96
	52'4	15.95	Glenn A. Johnson(TN)	8-10-00
62	51'3	15.62	Karl-heinz Marg(GER)	3-10-01
	50'6	15.39	Glenn A. Johnson(TN)	8-12-01
63	51'3	15.62	Reino Nokelainen(FIN)	7-17-83
	47'3i	14.40	Wendell Palmer(TX)	2-11-96
64	47'7 3/4	14.52	Peter Speckens(GER)	8- 1-99
	46'0 1/2	14.03	Gerald Vaughn(NC)	6-10-00
65	48'2 3/4	14.70	Reino Nokelainen(FIN)	8- 3-85
	47'7 3/4	14.52	Hal Smith(CA)	9-29-01
66	45'1 3/4	13.76	Ladislav Filip(CZE)	9-24-94
	44'11 3/4	13.71	Wendell Palmer(TX)	8- 1-98
67	48'3 1/4	14.71	T. Von Wachenfeldt(SWE)	7-19-95
	43'9 3/4	13.35	Wendell Palmer(TX)	8-28-99
68	43'4	13.21	Rolf Gustavson(SWE)	8- 3-85
	42'5 1/2	12.94	Len Olson(VT)	3- 4-00
69	43'8 1/2	13.32	Voitto Elo(FIN)	8-22-84
	41'8 3/4	12.32	Arnie Gaynor(CA)	6- 8-97
76	32'5	9.88	Erling Svennevick(NOR)	11-12-94

## SHOT PUT (4Kg)

70	48'5 1/2	14.77	Arnie Gaynor(CA)	7-10-98
	71' 48'4	14.73	T. Von Wachenfeldt(SWE)	8- 1-99
	44'5 1/2i	13.55	Arnie Gaynor(CA)	3-26-99
72	45'11 1/4	14.00	Leo Saarinen(FIN)	7- 7-01
	44'11 3/4	13.71	Ladislav Filip(OR)	9-16-00
73	46'0 1/2	14.03	Heiner Will(GER)	7-10-00
	45'1	13.74	Scott Herrman(KA)	10-11-92
74	43'7 3/4	13.30	Heiner Will(GER)	7- 7-01
	39'1 3/4	11.93	Dale Buysse(CO)	8-10-95
75	42'8	13.00	Erik Eriksson(FIN)	8- 1-99
	41'5 3/4	12.64	Ross Carter(OR)	9- 3-89
76	43'0 1/4	13.11	Erik Eriksson(FIN)	9- 4-99
	41'6 3/4i	12.67	Scott Herrman(KA)	2-11-96
77	42'8 3/4	13.02	Erik Eriksson(FIN)	3- 9-01
	39'4	11.99	Ross Carter(OR)	6-22-91
78	38'7 3/4	11.78	Elof Wiklund(SWE)	9- 4-99
	38'7	11.76	Ross Carter(OR)	6-13-92
	79' 38'11	11.86	Ross Carter(OR)	2-20-94
80	40'3	12.27	Ross Carter(OR)	6-25-94
81	39'6	12.04	Ross Carter(OR)	6-30-95
82	39'5 1/4	12.02	Gerhard Schape(GER)	10-16-93
	37'7 1/2	11.47	Ross Carter(OR)	10- 8-96
83	36'11	11.25	Ross Carter(OR)	5-31-97
84	37'3	11.35	Ross Carter(OR)	8- 1-98
85	34'2 1/4	10.42	Ross Carter(OR)	6-19-99
86	33'4 3/4	10.18	Ross Carter(OR)	5-27-00
87	29'8 3/4	9.06	Ross Carter(OR)	8-20-01

88	26'4 1/4	8.03	Lamberto Cicconi(ITA)	2- 5-93
	23'4 3/4	7.13	Leon Joslin(WA)	6-17-00
89	25'1 1/2	7.66	Lamberto Cicconi(ITA)	9-15-94
	22'6 1/2	6.87	Ted Hatlen(CA)	10- 7-00
90	24'7	7.49	Lamberto Cicconi(ITA)	2-17-95
	22'10 1/2	6.97	Buell Crane(ID)	6-20-90
91	16'10	5.13	John Whittemore(CA)	10-19-91
92	21'11 3/4	6.70	Waldo McBurney(US)	7-19-95
93	18'6 3/4	5.66	Buell Crane(ID)	8-14-93
94	18'8	5.69	Buell Crane(ID)	7- 9-94
95	15'3	4.65	John Whittemore(CA)	4-23-95
96	15'4 3/4	4.69	Tom Lane(CA)	9-23-90
97	15'9	4.80	Tom Lane(CA)	9-22-91
98	13'5 1/4	4.09	Tom Lane(CA)	8-14-92
99	10'3 3/4	3.14	John Whittemore(CA)	10- 3-99
100	10'4	3.15	John Whittemore(CA)	4- 2-00
103	10'1 1/4	3.08	Ben Levinson(CA)	8-11-98

## DISCUS THROW (2Kg)

35	232'8	70.92	Wolfgang Schmidt(FRG)	9- 9-89
	227'2	69.24	Art Swarts(US)	5-31-80
36	233'9	71.24	John Powell(US)	6- 9-84
37	222'11	67.94	Mac Wilkins(CA)	4-23-88
38	233'9	71.26	Rickard Bruch(SWE)	11-15-84
39	225'5	68.70	Art Swarts(US)	11-12-83
	232'8	68.18	Jurgen Schull(GER)	8-21-99
	212'2	64.68	Art Swarts(US)	5-26-84
40	222'9	67.28	Art Swarts(US)	9-15-85
41	213'1	64.96	Art Swarts(US)	3- 8-86
42	219'10	67.00	Al Oerter(NY)	4- 7-79
43	227'11	69.48	Al Oerter(NY)	5-31-80
44	225'7	68.76	Al Oerter(NY)	6- 7-81
45	216'11	66.12	Al Oerter(NY)	3-28-82
46	212'4	64.72	Al Oerter(NY)	10-30-82
47	222'9	67.90	Al Oerter(NY)	11-12-83
48	211'3	64.40	Al Oerter(NY)	9-15-85
49	209'2	63.75	Dave McKenzie(CA)	4-17-99
50	185'4	56.50	Klaus Liedtke(GER)	10- 3-91
	149'2	45.48	Chuck Chapin(NY)	7-13-95
51	191'9	58.44	Al Oerter(FL)	7-23-88
52	178'0	54.26	Kauko Joupila(FIN)	8- 5-73
	159'0	48.46	Ladislav Pataki(CA)	5-21-99
53	188'3	57.38	Klaus Liedtke(GER)	7- 2-94
	132'5	40.36	Wendell Palmer(TX)	6-22-85
54	168'0	51.22	Kauko Joupila(FIN)	9- 2-75
	138'5	42.20	George Ker(CA)	6-19-77
55	166'3	50.68	Klaus Liedtke(GER)	7-13-96
	135'2	41.20	Wendell Palmer(TX)	6-20-87
56	177'8	54.16	Klaus Liedtke(GER)	5- 4-97
	137'11	42.04	Wendell Palmer(TX)	5-14-88
57	161'2	49.12	Klaus Liedtke(GER)	5-10-98
	131'2	39.98	Wendell Palmer(TX)	5-13-89
58	148'8	45.32	K. Maksimczyk(GBR)	8-12-72
	122'1	37.22	Wendell Palmer(TX)	6- 9-90
59	155'7	47.42	Kauko Joupila(FIN)	5-27-80
	136'5	41.58	Wendell Palmer(TX)	4-18-92
60	137'10	42.02	Wendell Palmer(TX)	6-13-92
	136'6	41.60	Peter Speckens(FRG)	7- 6-96
	128'5	39.14	Wendell Palmer(TX)	4-23-93
62	136'1	41.48	Wendell Palmer(TX)	4-23-94
63	125'1	38.14	Karl-heinz Wendel(GER)	9- 4-93
	101'8	31.00	Bob Stone(CA)	5-19-84
64	115'11	35.34	Olav Reppen(NOR)	6- 8-76
	103'1	31.42	John Dick(CA)	9-14-76
65	114'6	34.90	Olav Reppen(NOR)	7-29-76
	101'3	30.86	John Dick(CA)	9-17-77
66	120'10	36.84	Karl-heinz Wendel(GER)	9-18-96
	103'3	31.48	Daniel Aldrich(CA)	12-16-84
67	117'7	35.84	Karl-heinz Wendel(GER)	8-27-97
	102'7	31.28	Len Olson(VT)	8-16-98
68	112'5	34.26	Karl-heinz Wendel(GER)	6-19-98
	103'1	31.42	Peter Gulgin(FL)	3-10-84
69	103'11	31.68	Olav Reppen(NOR)	9- 4-80
	91'9	27.98	Len Olson(VT)	9- 3-00
70	115'0	35.06	Olav Reppen(NOR)	9-12-81
	89'11	27.40	Len Olson(VT)	9-22-01
71	118'0	35.98	Olav Reppen(NOR)	9-11-82
	103'5	31.52	Thomas McDermott(FL)	9-16-89
72	108'5	33.04	Olav Reppen(NOR)	9-20



81 80'4 1/2 24.50 Manuel White(MT) 7-20-97

Pending marks

52 p224'5 68.40 Klaus Wieffenbach(GER) 5-10-97

## DISCUS THROW (1Kg)

60	195'8	59.64	Peter Speckens(GER)	7-11-95
	195'3	59.52	Joe Keshmiri(NV)	5-19-98
61	198'8	60.56	Peter Speckens(FRG)	9-29-96
	187'6	57.16	Wendell Palmer(TX)	6-5-93
62	190'6	58.06	Peter Speckens(GER)	9-9-97
	178'7	54.44	Wendell Palmer(TX)	7-16-94
63	189'6	57.76	Peter Speckens(GER)	6-9-98
	172'6	52.58	Wendell Palmer(TX)	7-7-95
64	175'3	53.42	Peter Speckens(GER)	8-3-99
	172'11	52.72	Wendell Palmer(TX)	8-17-96
65	182'6	55.64	K. Maksimczyk(GBR)	9-17-79
	176'11	53.92	Wendell Palmer(TX)	8-8-97
66	173'3	52.82	Wendell Palmer(TX)	7-31-98
	166'5	50.73	Wendell Palmer(TX)	8-27-99
68	165'4	50.39	Heinz Brandt(GER)	6-17-98
	160'7	48.94	Wendell Palmer(TX)	9-16-00
69	158'6	48.31	Wendell Palmer(TX)	7-26-01
70	161'10	49.34	Kauko Jouppila(FIN)	9-21-91
	152'4	46.44	Ladislav Filip(OR)	9-5-98
71	156'6	47.70	Olav Reppen(NOR)	9-11-82
	140'11	42.95	Marie Gaynor(CA)	6-19-99
	140'11	42.95	Harry Hawke(CA)	8-12-00
72	143'1	43.62	Olav Reppen(NOR)	9-20-83
	142'11	43.56	Ladislav Filip(OR)	9-16-00
73	142'8	43.50	Philipp Frech(GER)	8-15-93
	134'7	41.02	Dale Buysse(CO)	3-19-94
74	141'4	43.08	Olav Reppen(NOR)	8-8-85
	132'3	40.32	Manuel White(MT)	7-22-90
75	144'0	43.90	Rolf Gustavsson(SWE)	8-8-92
	127'10	38.96	Ross Carter(OR)	7-9-89
76	134'0	40.84	Osmo Renvall(FIN)	8-1-87
	127'1	38.74	Ross Carter(OR)	3-11-90
77	133'11	40.84	Osmo Renvall(FIN)	12-4-87
	128'2	39.06	Ross Carter(OR)	10-23-91
78	121'9	37.12	Ross Carter(OR)	7-25-92
	124'2	37.84	Osmo Renvall(FIN)	6-30-90
	120'7	36.76	Ross Carter(OR)	2-13-94
80	124'2	37.86	Osmo Renvall(FIN)	7-23-91
	121'8	37.08	Ross Carter(OR)	6-26-94
81	118'4	36.08	Ross Carter(OR)	6-25-95
82	110'2	33.58	Ross Carter(OR)	10-8-96
83	110'3	33.60	Ross Carter(OR)	5-3-97
84	107'5	32.74	Ross Carter(OR)	8-21-98
85	99'9	30.40	Ross Carter(OR)	6-12-99
86	101'1	30.81	Ross Carter(OR)	7-2-00
87	92'0	28.05	Ross Carter(OR)	9-23-01
88	78'9	24.00	Lamberto Cicconi(ITA)	10-11-93
	69'2	21.09	Leon Joslin(WA)	7-2-00
89	71'10 1/4	21.90	Lamberto Cicconi(ITA)	6-25-94
	65'2	19.86	Leon Joslin(WA)	4-18-01
90	72'4 1/2	22.06	Lamberto Cicconi(ITA)	7-16-95
	67'6	20.57	Buell Crane(ID)	6-20-90
91	62'6	19.05	Buell Crane(ID)	4-20-91
92	50'11	15.52	Collister Wheeler(OR)	7-26-85
93	43'5 1/4	13.24	Buell Crane(ID)	8-13-93
94	48'11 3/4	14.93	Buell Crane(ID)	7-9-94
95	48'7	14.81	Collister Wheeler(OR)	7-22-88
96	47'7 1/2	14.51	Collister Wheeler(OR)	6-30-89
97	36'6 1/2	11.14	Tom Lane(CA)	9-22-91
98	33'0	10.06	Everett Hosack(OH)	5-21-00
99	29'4	8.95	Everett Hosack(OH)	5-5-01
100	24'2	7.38	John Whittemore(CA)	2-12-00

>HAMMER THROW (16#)

## HAMMER THROW (16#)

36	271'1	82.62	Yuryly Sydikh(URS)	7-3-91
	265'4	80.88	Lance Deal(US)	5-31-98
37	269'6	82.16	Yuryly Sydikh(URS)	6-19-92
	263'7	80.35	Lance Deal(US)	6-25-99

38	265'8	80.99	Lance Deal(US)	7-8-00
39	260'9	79.48	Yuryly Sydikh(URS)	5-21-95
	248'1	75.61	Lance Deal(US)	9-24-00
40	262'6	80.03	Vasily Sidorenko(RUS)	7-14-01
	245'2	74.74	Jud Logan(US)	4-13-00
41	234'11	71.60	Oleg Dyatlov(URS)	7-6-90
	233'0	71.01	Jud Logan(US)	7-21-00
42	241'10	73.72	Ed Burke(CA)	7-9-82
43	243'1	74.10	Ed Burke(CA)	6-12-83
44	243'11	74.34	Ed Burke(CA)	4-28-84
45	206'3	62.86	Sreko Stiglic(YUG)	9-4-88
	198'5	60.48	Ed Burke(CA)	5-18-85
46	212'3	64.70	Dave McKenzie(CA)	6-4-95
47	202'0	61.58	Hans Potsch(AUT)	8-1-80
	188'0	57.30	Tom Gage(MT)	8-5-90
48	208'2	63.46	S. Murofusi(JPN)	10-13-93
	207'4	63.20	Dave McKenzie(CA)	8-7-97
49	202'3	61.66	Dave McKenzie(CA)	5-31-98
50	202'3	61.64	Dave McKenzie(CA)	5-15-99
51	189'11	57.88	Dave McKenzie(CA)	5-13-00
52	185'9	56.62	Lutz Caspers(GER)	6-29-96
	180'0	54.86	Bob Backus(MA)	7-21-78
53	191'2	58.26	Gerhold Wohlfarth(GER)	9-22-90
	157'9	48.10	Bob Backus(MA)	7-29-79
54	192'1	58.54	Gerhold Wohlfarth(GER)	5-18-91
	162'0	49.38	Bob Backus(MA)	6-13-81
55	175'0	53.34	Bob Backus(MA)	8-9-81
56	178'2	54.32	Gerhold Wohlfarth(GER)	9-11-93
	164'1	50.02	Bob Backus(MA)	8-21-82
57	161'3	49.14	Richard Rzehak(GER)	9-26-87
	154'4	47.04	Bob Backus(MA)	8-28-83
58	140'10	42.92	Matt McGrath(US)	6-22-35
59	169'7	51.70	Richard Rzehak(GER)	10-16-88
	150'9	45.96	Cliff Blair(US)	9-10-89
60	152'10	46.58	Karl Hein(GFR)	10-20-68
	138'5	42.20	Cliff Blair(US)	9-2-90
61	140'8	42.88	Cliff Blair(US)	8-18-91
62	139'11	42.64	Richard Rzehak(GER)	5-28-92
	102'4	31.20	Bob Stone(CA)	1-8-83
63	135'5	41.28	Cliff Blair(US)	8-22-93
64	124'1	37.82	Thomas McDermott(CN)	12-4-82
65	129'8	39.52	Wim Van Weenen(AUS)	2-15-97
	119'10	36.54	Thomas McDermott(CN)	12-28-83
66	123'0	37.50	Thomas McDermott(CN)	11-10-84
67	116'7	35.54	Wim Van Weenen(AUS)	5-2-99
	107'6	32.78	Len Olson(VT)	8-16-98
68	113'1	34.48	Olav Reppen(NOR)	9-6-79
	103'3	31.48	Nolan Fowler(TN)	5-8-82
69	109'5	33.36	Olav Reppen(NOR)	7-27-80
	100'11	30.76	Nolan Fowler(TN)	12-28-82
70	113'4	34.54	Olav Reppen(NOR)	9-13-81
	106'5	32.44	Thomas McDermott(CN)	3-13-89
71	107'5	32.74	Olav Reppen(NOR)	10-7-82
	81'10	24.94	Stanley Herrmann(CA)	1-10-76
72	108'1	32.96	Olav Reppen(NOR)	9-20-83
	79'3	24.15	Stanley Herrmann(CA)	1-8-77
73	109'8	33.44	Olav Reppen(NOR)	8-23-84
	101'0	30.78	Thomas McDermott(CN)	6-8-91
74	101'7	30.96	Olav Reppen(NOR)	8-8-85
	82'6	25.16	Stanley Herrmann(CA)	1-14-79
75	87'8	26.72	Thomas McDermott(CN)	5-31-93
76	87'7 1/4	26.70	Thomas McDermott(CN)	1-21-95
77	71'1	21.66	Manuel White(MT)	8-28-93
78	69'6 3/4	21.20	Thomas McDermott(CN)	2-15-97
79	68'8	20.93	Thomas McDermott(CN)	10-29-97
80	67'8	20.64	Thomas McDermott(CN)	9-7-98
81	67'2	20.48	Erling Svennevik(NOR)	12-4-99
	50'4	15.34	Manuel White(MT)	7-20-97
82	55'4 1/2	16.88	John Fraser(AUS)	10-12-97

Pending marks

39 p268'2 81.75 Vasily Sidorenko(RUS) 5--00  
64 p134'3 40.92 Wim Van Weenen(AUS) --96

## HAMMER THROW (6Kg)

50	209'2	63.76	Tom Gage(MT)	5-16-93	
	51	214'3	65.30	Tom Gage(MT)	7-17-94
52	205'1	62.50	Gerhold Wohlfarth(GER)	10-22-89	
	202'9	61.80	Tom Gage(MT)	6-25-95	

53	207'3	63.16	Gerhold Wohlfarth(GER)	9-15-90
	202'4	61.68	Tom Gage(MT)	8-16-96
54	208'6	63.56	Hans Potsch(AUT)	11-29-87
	198'4	60.46	Tom Gage(MT)	8-7-97
55	204'8	62.40	Hans Potsch(AUT)	7-16-88
	199'9	60.88	Tom Gage(MT)	9-5-98
56	197'2	60.10	Hans Potsch(AUT)	8-4-89
	197'2	60.10	Heimo Viertbauer(AUT)	7-10-00
	185'10	56.65	Tom Gage(MT)	8-26-99
57	209'0	63.70	Hans Potsch(AUT)	7-5-90
	185'8	56.60	Tom Gage(MT)	7-29-00
58	186'6	56.84	Richard Rzehak(FRG)	6-25-88
	184'11	56.36	Tom Gage(MT)	6-23-01
59	188'0	57.32	Hans Potsch(AUT)	7-2-92
	173'6	52.90	Steward Thomson(CA)	6-20-92
60	164'2	50.04	Richard Rzehak(GER)	7-22-90
61	142'0	43.28	Erik Andervern(SWE)	7-29-79
	137'3	41.84	Thomas McDermott(CN)	7-29-79
62	145'5	44.32	Erik Andervern(SWE)	8-6-80
63	157'10	48.12	Aarne Miettinen(FIN)	9-12-76
65	148'3	45.18	Karl-heinz Wendel(GER)	9-15-95
	133'8	40.74	Thomas McDermott(CN)	9-24-83
66	140'0	42.68	Aarne Miettinen(FIN)	7-29-79
67	144'2	43.94	Aarne Miettinen(FIN)	8-6-80
	126'10	38.68	Nolan Fowler(TN)	8-27-81
68	135'5	41.27	Wim Van Weenen(AUS)	5-21-00
69	131'5	40.06	John Fraser(AUS)	4-20-84
	119'2	36.32	Nolan Fowler(TN)	8-13-83
70	131'11	40.22	Olav Reppen(NOR)	8-27-81
71	122'4	37.28	Olav Reppen(NOR)	10-7-82
72	121'6	37.04	Olav Reppen(NOR)	9-20-83
	82'1	25.02	Louis Peresenyi(CA)	1-12-81
73	128'7	39.20	Olav Reppen(NOR)	8-9-84
74	120'1	36.60	Olav Reppen(NOR)	8-8-85
75	89'3	27.20	Stanley Herrmann(CA)	7-29-79
76	109'3	33.30	Verner Andersson(SWE)	7-14-82
77	104'8	31.92	Karsten Brodersen(CHL)	9-13-84
78	91'1	27.76	Verner Andersson(SWE)	9-16-84
80	111'9	34.08	Peter Goic(YUG)	6-6-76
81	72'6	22.10	Erling Svennevik(NOR)	11-13-99
82	88'6	26.98	Peter Goic(YUG)	9-16-78
83	78'7	23.96	Peter Goic(YUG)	7-29-79

## HAMMER THROW (5Kg)

60	197'7	60.22	Arne Lothe(NOR)	9-16-98
	172'9	52.66	Cliff Blair(MA)	9-29-90
61	190'3	58.00	Pentti Saarikoski(FIN)	8-26-87
	174'5	53.16	Steward Thomson(CA)	10-22-94
62	182'7	55.66	Richard Rzehak(GER)	5-28-92
	172'9	52.66	Cliff Blair(MA)	10-4-92
63	182'3	55.56	Pentti Saarikoski(FIN)	8-4-89
	170'6	51.98	Steward Thomson(CA)	12-14-96
64	180'0	54.88	Guy Husson(FRA)	7-19-95
	174'11	53.32	Steward Thomson(CA)	10-12-97
65	169'10	51.76	Pentti Saarikoski(FIN)	7-18-91
	163'3	49.76	Steward Thomson(CA)	7-18-98
66	174'11	53.32	Karl-heinz Wendel(GER)	9-7-96
	152'2	46.38	Joe Chadbourne(OH)	8-7-97
67	167'8	51.12	Richard Rzehak(GER)	8-8-97
	151'4	46.12	Joe Chadbourne(OH)	7-5-98
	151'4	46.12	Steward Thomson(CA)	8-11-00
68	160'6	48.93	Richard Rzehak(GER)	8-1-98
	145'7	44.38	Bob D Ward(TX)	9-23-01
69	143'5	43.72	Richard Rzehak(GER)	7-31-99
	128'1	39.04	Bill Bangert(CA)	19-18-93
70	136'10	41.72	John Fraser(AUS)	6-23-85
	122'11	37.46	Ken Weinbel(WA)	6-4-98
71	127'11	39.00	Roy Foley(AUS)	12-9-87
	118'7	36.16	Nolan Fowler(TN)	6-23-85
72	124'10	38.06	Aarne Miettinen(FIN)	6-23-85
73	133'0	40.54	Olav Reppen(NOR)	8-30-84
	124'11	38.08	Thomas McDermott(CN)	6-8-91
74	115'2	35.10	Thomas McDermott(CN)	6-20-92
75	98'1	29.90	Berno Wischmann(GER)	10-12-86
	96'11	29.54	Nolan Fowler(TN)	4-29-89
76	105'7	32.18	Thomas McDermott(CN)	12-17-94
78	81'1 1/4	24.72	Albert Reiser(FRG)	8-21-84
79	93'10	28.60	Karsten Brodersen(CHL)	9-6-86
	77'9	23.70	Jim Minah(CA)	10-18-98

80	98
----	----

44	230'0	70.10	Larry Stuart(CA)	6- 7-81	77	120'10	36.84	Manuel White(MT)	7-31-93
	243'6	74.22	Urs Von Wartburg(SWI)	7-25-81	78	115'10	35.30	Manuel White(MT)	7-30-94
	228'8	69.70	Larry Stuart(CA)	7-13-82	79	114'3	34.84	Gerhard Schepe(FRG)	7-21-91
45	232'5	70.84	Urs Von Wartburg(SWI)	7-15-82		112'2	34.20	Manuel White(MT)	7-29-95
	221'7	67.55	Michael Brown(FL)	5- 8-99	80	111'0	33.84	Manuel White(MT)	6-14-96
46	238'10	72.80	Larry Stuart(CA)	5-12-84	81	115'7	35.24	Gerhard Schepe(GER)	9- 4-92
47	222'10	67.92	Jorma Markus(FIN)	7-13-00		89'6 3/4	27.30	Ken Carmine(CA)	7- 8-89
	207'5	63.22	Larry Stuart(CA)	7-13-85	82	119'9	36.50	Gerhard Schepe(GER)	10-16-93
48	239'7	73.02	Larry Stuart(CA)	6-14-86		90'1 1/2	27.47	Lee Todd(NB)	8- 5-97
49	221'5	67.50	Larry Stuart(CA)	5-30-87	83	106'10	32.56	Gerhard Schepe(FRG)	7-21-95
50	215'9	65.76	Larry Stuart(CA)	4-30-88		83'3 1/4	25.38	Ken Carmine(CA)	6-22-91
51	214'3	65.30	Larry Stuart(CA)	8- 9-89	84	99'0	30.18	Gerhard Schepe(GER)	7-22-96
52	211'7	64.50	Larry Stuart(CA)	2-21-90		76'1 1/2	23.20	Ken Carmine(CA)	8-16-92
53	213'9	65.16	Larry Stuart(CA)	4-13-91	85	89'8 1/2	27.34	Gerhard Schepe(GER)	7-23-97
54	210'0	64.02	Larry Stuart(CA)	7-12-92		79'11 1/2	24.37	Ken Carmine(CA)	5-30-93
55	209'1	63.74	Larry Stuart(CA)	5-15-93	86	77'10 1/4	23.73	Ken Carmine(CA)	5-29-94
56	206'8	63.00	Larry Stuart(CA)	3-12-94	87	75'4	22.97	Gerhard Schepe(GER)	9-17-98
57	215'8	65.74	Larry Stuart(CA)	4- 8-95		64'1	19.53	Herbert Anderson(CO)	9- 2-89
58	206'3	62.86	Larry Stuart(CA)	6-30-96	88	69'9	21.26	Masami Okazaki(JPN)	10- 9-93
59	200'8	61.16	Larry Stuart(CA)	5-10-97		62'1 1/2	18.93	Herbert Anderson(CO)	8- 4-90
60	167'8	51.10	Del Pickarts(CA)	2-21-88	89	52'5 1/4	15.98	Buell Crane(ID)	8- 1-89
61	165'7	50.48	Del Pickarts(CA)	4-17-88	90	57'2	17.42	Buell Crane(ID)	7-28-90
62	164'2	50.04	Larry Stuart(CA)	2-26-00	91	33'5	10.20	Burt Degroot(CA)	8- 2-98
63	140'10	42.92	Joseph Phillips(GBR)	5- 2-98	92	47'2	14.37	Collister Wheeler(OR)	7-27-85
	140'5	42.80	Del Pickarts(CA)	9-23-90	93	40'11 1/4	12.48	Buell Crane(ID)	8-12-93
64	148'10	45.36	Del Pickarts(CA)	5- 5-91	94	39'0	11.89	Buell Crane(ID)	8-14-94
65	135'1	41.18	Gordon Nordgren(LA)	6-23-84	95	46'10	14.27	Collister Wheeler(OR)	7-23-88
66	147'6	44.96	Del Pickarts(CA)	7- 1-93	96	39'0	11.89	Collister Wheeler(OR)	7- 1-89
67	136'11	41.74	Del Pickarts(CA)	4-23-94	97	33'10 1/4	10.32	Tom Lane(CA)	5-23-92
68	128'0	39.02	Gordon Nordgren(LA)	8- 1-87	98	25'7 1/4	7.80	Tom Lane(CA)	8-16-92
69	125'6	38.26	Del Pickarts(CA)	10-13-96	99	25'3	7.69	Everett Hosack(OH)	9-22-01
70	112'1	34.16	Gordon Nordgren(LA)	6-10-89	100	21'11	6.69	John Whittemore(CA)	3-18-00
71	129'5	39.46	Del Pickarts(CA)	7-18-98					
72	119'6	36.42	Del Pickarts(CA)	2-12-00					
73	119'7	36.46	Manuel White(MT)	8-11-89					
74	121'1	36.90	Manuel White(MT)	8-25-90					
75	117'1	35.70	Manuel White(MT)	8-10-91					
76	116'0	35.36	Manuel White(MT)	6-19-92					
77	88'9	27.05	William Eipel(NY)	6- 3-90					
78	70'2 1/2	21.40	Gilberto Gonzalez(FL)	12-29-91					
79	102'6	31.26	Manuel White(MT)	7-29-95					
80	99'10	30.43	Manuel White(MT)	6-14-96					
81	86'3 3/4	23.26	Manuel White(MT)	7-20-97					
82	81'4	24.79	Herbert Anderson(CO)	7-28-84					
83	71'7 3/4	21.84	Ian Hume(CAN)	9-28-87					
	51'11 3/4	15.84	Frank Furniss(FL)	9-16-90					
85	74'5 1/2	22.69	Herbert Anderson(CO)	9- 5-87					
86	47'9	14.55	Frank Furniss(FL)	8-12-93					
87	54'7 1/2	16.65	Herbert Anderson(CO)	7- 4-90					
88	42'0	12.80	Herbert Anderson(CO)	7-14-91					
89	41'2 1/2	12.56	Herbert Anderson(CO)	7-28-91					

## JAVELIN THROW (600g)

60	213'10	65.18	Larry Stuart(CA)	5- 8-98	54	38'6	11.73	Bob Backus(MA)	6-27-81
61	212'2	64.68	Larry Stuart(CA)	6-19-99	55	40'2	12.24	Bob Backus(MA)	6-26-82
62	190'0	57.91	W. Kowalczyk(GER)	8- 4-99	56	34'0 1/2	10.37	Bob Backus(MA)	5- 7-83
	176'11	53.94	Del Pickarts(CA)	7-23-89	57	34'5 3/4	10.51	Bob Backus(MA)	5- 5-84
63	184'6	56.24	Vladimir Poskocil(CZE)	7-15-95	58	30'8 3/4	9.36	Steward Thomson(CA)	2-22-92
	177'3	54.02	Bud Held(CA)	7-21-91	59	29'9 1/2	9.08	Bob Backus(MA)	7- 6-86
64	188'9	57.54	Bud Held(CA)	5-30-92	60	28'9 1/2	8.77	Steward Thomson(CA)	1-22-94
65	180'6	55.02	Bud Held(CA)	5-15-93	61	30'3 3/4	9.24	Steward Thomson(CA)	11-19-94
66	168'5	51.34	Del Pickarts(CA)	8-14-93	62	28'9 3/4	8.78	Steward Thomson(CA)	6-10-95
67	163'7	49.86	Del Pickarts(CA)	5-29-94	63	30'8	9.35	Steward Thomson(CA)	4-12-97
68	171'2	52.18	Harje Noreborn(SWE)	7-15-95	64	29'10	9.09	Steward Thomson(CA)	8-16-97
	161'9	49.30	Del Pickarts(CA)	7-15-95	65	26'8 1/2	8.14	Steward Thomson(CA)	8-29-98
69	177'11	54.24	Harje Noreborn(SWE)	8-11-96	66	22'7 3/4	6.90	Ray Feick(PA)	5-31-98
	153'6	46.78	Bill Morales(CA)	2-22-86	67	25'1	7.64	Nolan Fowler(TN)	3-14-81
70	161'5	49.20	Harje Noreborn(SWE)	5-13-97	68	22'4 1/4	6.81	Nolan Fowler(TN)	5- 9-82
	160'10	49.02	Bud Held(CA)	10-18-98	69	25'5 1/2	7.76	Nolan Fowler(TN)	5- 7-83
71	160'5	48.90	Harje Noreborn(SWE)	9-17-98	70	23'0 1/2	7.02	Nolan Fowler(TN)	2-26-84
	152'11	46.62	Del Pickarts(CA)	5-23-98	71	23'2	7.06	Nolan Fowler(TN)	5- 4-85
72	158'7	48.34	Harje Noreborn(SWE)	8- 4-99	72	20'3 3/4	6.19	Nolan Fowler(TN)	2-23-86
	151'6	46.18	Bill Morales(CA)	7-30-89	73	19'9	6.02	Nolan Fowler(TN)	2-22-87
73	136'8	41.66	Gerhard Schepe(GFR)	6-22-85	74	17'7	5.36	Nolan Fowler(TN)	12- 9-87
	126'3	38.48	Manuel White(MT)	7-15-89	75	18'1 1/4	5.52	Nolan Fowler(TN)	4-29-89
74	139'1	42.40	Bill Morales(CA)	5-25-91	76	18'3 1/2	5.57	Nolan Fowler(TN)	9-15-90
75	135'3	41.24	Manuel White(MT)	8-17-91	77	14'10 3/4	4.54	Arnolds Ticmanis(CAN)	5- 7-83
76	126'4	38.52	Gerhard Schepe(GFR)	12- 5-87	78	17'7 1/2	5.37	Manuel White(MT)	8-20-94
	126'4	38.50	Bill Morales(CA)	9-19-93	79	13'11 3/4	4.26	Arnolds Ticmanis(CAN)	5- 4-85

80	14'7 1/2	4.46	Arnolds Ticmanis(CAN)	5- 3-86	84	19'2 1/2	5.85	John Fraser(AUS)	7-25-99
81	11'11 3/4	3.65	Arnolds Ticmanis(CAN)	5- 2-87		15'4 3/4	4.69	Leon Joslin(WA)	8- 4-96
	11'8 1/4	3.56	James York(CA)	6-10-95	85	22'4 1/2	6.82	John Fraser(AUS)	8-13-00
82	12'4 1/2	3.77	James York(CA)	9-16-95		16'3 1/4	4.96	Leon Joslin(WA)	2-15-98
83	13'0 1/4	3.97	John Fraser(AUS)	9-20-98	86	18'7 1/4	5.67	John Fraser(AUS)	11-26-00
	10'7	3.22	James York(CA)	3-29-97		15'11 1/2	4.86	Leon Joslin(WA)	7-24-98
84	12'6	3.81	John Fraser(AUS)	7-25-99	87	16'10 3/4	5.15	Leon Joslin(WA)	4-24-99
	11'0 1/4	3.36	Leon Joslin(WA)	9-31-96	88	14'5	4.39	Leon Joslin(WA)	4-29-00
85	12'10	3.91	John Fraser(AUS)	8-13-00	89	12'7 3/4	3.85	Leon Joslin(WA)	4-18-01
86	12'6 1/2	3.82	John Fraser(AUS)	11-25-00	93	12'7 1/2	3.85	Everett Hosack(OH)	9-10-95
87	9'9	2.97	Leon Joslin(WA)	9-18-99	94	10'2 1/2	3.11	Everett Hosack(OH)	9- 8-96
88	7'9	2.36	Leon Joslin(WA)	9- 9-00	95	10'3 1/4	3.13	Everett Hosack(OH)	3-23-97
					96	8'8 3/4	2.66	Everett Hosack(OH)	3-29-98
					97	9'1 1/2	2.78	Everett Hosack(OH)	9- 5-99
					98	7'6 1/2	2.30	Everett Hosack(OH)	3-26-00

## 35# WEIGHT THROW

35	69'2 1/2	21.09	George Frenn(CA)	2-25-77	45	64'3	19.58	Harold Connelly(CA)	1- 8-77
36	79'5 1/4	24.21	Lance Deal(US)	2-27-98	46	57'7	17.55	Tom Gage(MT)	2- 3-90
37	77'11 1/2	23.76	Lance Deal(US)	2-27-99	47	63'5	19.33	Harold Connelly(CA)	2- 3-79
38	79'1 3/4	24.12	Lance Deal(US)	2- -00	48	55'9 1/2	17.00	Harold Connelly(CA)	2- 1-80
39	67'5 3/4	20.57	Bob Backus(MA)	3- 4-66	49	58'8	17.88	Bob Backus(MA)	2-22-76
40	70'4 1/2	21.45	Jud Logan(US)	3- 3-00	50	62'0 1/2	18.91	Bob Backus(MA)	2-25-77
41	69'10	21.28	Ed Burke(CA)	1-16-82	51	64'1 1/4	19.54	Bob Backus(MA)	2-24-78
42	71'7	21.82	Ed Burke(CA)	9-25-82	52	65'0	19.81	Bob Backus(MA)	7-21-78
43	73'10 3/4	22.52	Ed Burke(CA)	1- 8-84	53	57'6	17.52	Bob Backus(MA)	9- 2-79
44	64'0 1/2	19.52	Ed Burke(CA)	2-22-85	54	54'7 1/2	16.65	Bob Backus(MA)	6-13-81
45	64'3	19.58	Harold Connelly(CA)	1- 8-77	55	57'5	17.50	Bob Backus(MA)	12-27-81
46	57'7	17.55	Tom Gage(MT)	2- 3-90	56	59'0	17.98	Bob Backus(MA)	8-27-82
47	63'5	19.33	Harold Connelly(CA)	2- 3-79	57	55'10 1/2	17.03	Richard Hotchkiss(CA)	1-13-96
48	55'9 1/2	17.00	Harold Connelly(CA)	2- 1-80	58	50'0	15.24	Richard Rzehak(FRG)	12- 7-87
49	58'8	17.88	Bob Backus(MA)	2-22-76		45'8 1/2	13.93	Steward Thomson(CA)	1-18-92
50	62'0 1/2	18.91	Bob Backus(MA)	2-25-77	59	50'2	15.29	Bob Humphreys(CA)	1-13-96
51	64'1 1/4	19.54	Bob Backus(MA)	2-24-78	60	44'3 1/2	13.50	Carl Wallin(NH)	10- 6-01
52	65'0	19.81	Bob Backus(MA)	7-21-78	61	39'2	11.94	Bob Richards(CA)	10- 3-87
53	57'6	17.52	Bob Backus(MA)	9- 2-79	62	41'3 1/4	12.58	Richard Hotchkiss(CA)	10-12-01
54	54'7 1/2	16.65	Bob Backus(MA)	6-13-81	63	48'4	14.73	Cliff Blair(MA)	10- 9-93
55	57'5	17.50	Bob Backus(MA)	12-27-81	64	37'2	11.33	Thomas McDermott(CN)	12- 4-82
56	59'0	17.98	Bob Backus(MA)	8-27-82	65	40'5 3/4	12.34	Cliff Blair(MA)	8-13-95
57	55'10 1/2	17.03	Richard Hotchkiss(CA)	1-13-96	66	36'1	11.00	Nolan Fowler(TN)	10-19-80
58	50'0	15.24	Richard Rzehak(FRG)	12- 7-87	67	36'10 1/2	11.24	Nolan Fowler(TN)	5- 9-81
	45'8 1/2	13.93	Steward Thomson(CA)	1-18-92	68	34'9 1/2	10.60	Wim Van Weenen(AUS)	5-21-00
59	50'2	15.29	Bob Humphreys(CA)	1-13-96		34'9	10.59	Nolan Fowler(TN)	5- 8-82
60	44'3 1/2	13.50	Carl Wallin(NH)	10- 6-01	69	37'6 3/4	11.45	Nolan Fowler(TN)	12-28-82
61	39'2	11.94	Bob Richards(CA)	10- 3-87	70	34'6 1/2	10.53	Nolan Fowler(TN)	10-20-84
62	41'3 1/4	12.58	Richard Hotchkiss(CA)	10-12-01	71	35'1 1/4	10.70	Nolan Fowler(TN)	2-24-85
63	48'4	14.73	Cliff Blair(MA)	10- 9-93	72	32'9	9.98	Nolan Fowler(TN)	2-23-86
64	37'2	11.33	Thomas McDermott(CN)	12- 4-82	73	31'0 1			

**SCORING EXAMPLE:** In setting his age 50 World Best in 1988, Gary Miller threw the 1.6 kilogram discus instead of the 1.5 kilogram discus that WMA specifies for his age group. His throw of 40.78 meters with the slightly heavier discus must first be corrected by using the factor 1.030 from the tables above (in the 'Actual Weight Used' column find the 1.6K that he threw and move across horizontally to 1.5K which is the weight that he should have thrown had it been available). This gives an equivalent performance of 40.78 times 1.030 or 42.00 meters. Always remember to round down distances of throws and jumps to the next lower centimeter and round up track times to the next higher hundredth (in other words, never give a rounding advantage to the performance or score). Thus 42.00 meters is then corrected by multiplying this by the M50 age factor of 1.0787 to obtain an age factored performance of 45.30 meters. This is then looked up in the 1985 IAAF scoring tables and found to be worth 773 points (if the exact performance is not in the table be sure to give the lower score not the closest score).

**REMINDER:** New records must be set with current certified WMA standard implements and distances. In addition, all USATF and WMA requirements must be met such as both track and field certified and wind meter readings where required. They must be submitted on the proper forms to the USATF and WMA Masters Records Chairman: Pete Mundle (address on page 2).

If you believe there are errors in the age graded decathlon list such as incorrect implement weights, hurdle heights or distances or event marks, contact Rex Harvey (address on page 3). If you are aware of a performance that exceeds or comes close to (within 200 points) of those listed, please send the official meet results and any substantiation available relative to the implements used and distances run to Rex.

## NON-STANDARD IMPLEMENT AND DISTANCE CORRECTIONS

### SHOTPUT:

ACTUAL WEIGHT USED (take actual distance thrown times this factor)	#	WMA WEIGHT REQUIRED			
		4K	5K	6K	16#
	4K	.960	.883	.803	.715
	5K	1.000	.920	.837	.745
	12#	1.134	1.043	.949	.845
	6K	1.195	1.099	1.000	.890
	16#	1.342	1.235	1.124	1.000

### DISCUS:

ACTUAL WEIGHT USED (take actual distance thrown times this factor)	1.0K	WMA WEIGHT REQUIRED		
		1.0K	1.5K	2.0K
	1.0K	1.000	.849	.730
	1.5K	1.178	1.000	.860
	1.6K	1.218	1.030	.890
	2.0K	1.370	1.163	1.000

### HURDLES:

ACTUAL DISTANCE/HEIGHT USED (take actual time ran times this factor)	WAVA DISTANCE /HEIGHT REQUIRED					
	80M/30"	80M/30"	100M/33"	100M/36"	110M/39"	110M/42"
	80M/30"	1.000	1.304			
	80M/33"	.975	1.272			
	80M/36"	.950	1.240			
	80M/39"	.925	1.208			
	80M/42"	.900	1.177			
	100M/30"	.906	1.025			
	100M/33"	.883	1.000	1.025		
	100M/36"	.861	.975	1.000	1.132	1.159
	100M/39"	.838	.950	.975	1.104	1.132
	100M/42"	.815	.925	.950	1.076	1.104
	110M/30"	.712	.929			
	110M/33"	.694	.906	.929		
	110M/36"	.676	.883	.906	1.025	1.050
	110M/39"	.659	.861	.883	1.000	1.025
	110M/42"	.641	.838	.861	.975	1.000

## AGE GRADED DECATHLON

(using 1994 WMA standards and age factors based on 1985 IAAF scoring tables)

		100m	lj	sp	hj	400m	hh	dt	pv	jt	1500m
30	8852 1AUG96	Dan O'Brien(USA)	10.50	7.57	15.66	2.07	46.82	13.87	48.78	5.00	66.90 4:45.89
31	8481 12AUG94	Alain Blondel(FIN)	11.12	7.50	13.78	1.99	48.91	14.18	45.08	5.00	60.64 4:20.48
	8249 11JUN97	Kip Janvrin(USA)	10.98	7.18	14.60	1.86	48.16	14.64	47.10	5.00	58.68 4:18.14
32	8783 19JUL98	Dan O'Brien(USA)	10.71	7.78	15.67	2.11	48.04	13.67	48.17	5.20	66.31 5: 8.77
33	8545 25MAY86	Guido Kratschmer(FRG)	10.82	7.76	16.62	1.93	48.75	14.09	48.42	4.60	63.82 4:32.36
	8215 21JUN96	Dave Johnson(USA)	11.15	6.95	14.66	1.90	49.81	14.54	49.22	4.90	71.70 4:37.05
34	8031 27APR84	Fred Dixon(CA)	10.88	7.27	14.52	1.95	48.43	14.8	45.48	4.70	57.26 4:37.8
35	8820 21JUN01	Kip Janvrin(USA)	10.98	7.01	14.21	1.89	48.41	14.72	45.59	5.20	60.41 4:14.96
36	7615 21SEP80	Lennart Hedmark(SWE)	11.4	6.51	14.53	1.80	52.5	14.9	45.74	4.00	73.74 5:29.7
	6948 20JUN83	Rex Harvey(IA)	11.3	6.32	12.85	1.78	53.9	16.5	39.69	4.42	50.97 5:13.6
	7100* 11JUL87	Mike Hill(CO)	11.5	6.65	11.57	1.85	52.9	15.3	11039	36.26	3.90 53.09 4:42.5
37	7715 13SEP81	Lennart Hedmark(SWE)	11.85	6.76	14.50	1.81	52.16	15.02	42.44	4.20	72.02 5:17.08
	5791 16MAR84	Dave Robinson(CA)	12.1	5.51	11.24	1.60	55.2	17.8	30.59	3.55	44.75 4:42.1
	6338* 16JUL94	Bill Lawson(IA)	12.31	5.99	12.72	1.81	56.03	18.95	11039	37.48	4.11 44.44 4:41.02
	5880* 28JUN80	Dennis Stempel(CA)	11.8	5.97	11.24	1.70	56.3	16.5	11039	32.18	4.16 50.48 6:29.5
38	7802 8AUG82	Lennart Hedmark(SWE)	11.58	6.62	14.38	1.80	52.62	15.33	42.76	4.25	76.94 5: 9.85
	6832 7JUL84	Rex Harvey(IA)	11.6	6.17	12.58	1.80	54.2	16.7	40.76	4.40	49.31 5: 9.0
39	7624 28AUG83	Lennart Hedmark(SWE)	12.04	6.64	14.06	1.84	53.22	15.16	42.88	4.30	72.72 5:20.78
	6231 17MAY74	Robert Lawson(USA)	11.8	6.45	12.68	1.67	55.1	16.5	38.53	2.89	51.14 5:16.4
	7041* 15JUL89	Mike Hill(CO)	11.6	6.27	11.85	1.82	52.6	15.3	11039	39.02	3.70 51.68 4:30.1
	6786* 5JUL85	Dave Robinson(CA)	11.86	6.26	12.36	1.65	53.9	16.04	11039	40.30	3.70 50.22 4:35.0
	6265* 20SEP97	Steve Winkel(RSA)	11.86	6.06	10.17	1.68	52.27	17.84	11039	35.90	3.60 47.40 4:46.95
40	7558 17JUL97	Hubert Indra(USA)	12.42	6.41	12.28	1.87	55.02	15.80	36.78	4.20	49.40 5: 0.80
	7476 26JUL86	Rex Harvey(IA)	11.5	6.00	12.08	1.75	53.4	16.5	39.92	4.57	49.50 5:22.0
	7603* 8OCT78	Werner Schallau(FRG)	11.2	6.60	13.57	1.73	51.7	18.2	11042	41.84	3.40 52.70 4:51.1
41	7791 7JUN81	Wolfgang Linkmann(CA)	11.6	6.41	14.37	1.80	55.2	15.2	44.22	3.90	53.86 5:19.2
	7195 6JUL96	Stan Vegar(CA)	12.67	5.83	13.01	1.85	55.48	16.89	37.98	3.90	48.56 4:53.72

42	7551 20SEP97	Stan Vegar(CA)	12.33	6.11	13.29	1.88	55.11	16.22	37.76	4.30	47.72 4:49.68
43	7480 27JUL89	Rex Harvey(IA)	11.85	6.26	12.09	1.73	54.08	15.6	39.71	4.30	50.94 5:26.06
44	6717 22JUN91	Rex Harvey(IA)	12.14	5.93	11.57	1.65	55.48	16.93	35.40	3.97	45.06 5:32.82
45	7870 18JUL91	Rex Harvey(IA)	12.07	6.01	11.07	1.68	54.59	17.13	37.02	4.20	47.06 5:28.24
	7870* 2FEB80	Roy Williams(NZL)	11.7	6.46	11.85	1.72	55.1	16.5	11042	43.66	3.50 45.34 5:44.5
46	7266 7JUL84	Dale Lance(OK)	11.8	6.00	9.05	1.65	56.3	15.9	30.14	3.80	40.00 5:15.0
	7870* 7FEB81	Roy Williams(NZL)	12.06	6.28	12.08	1.69	53.90	16.82	11042	43.44	3.40 45.62 5:29.7
47	7467 17MAR85	Gary Miller(CA)	11.6	6.04	11.20	1.60	53.3	16.6	31.78	2.95	47.64 4:56.1
48	7264 31MAY86	Gary Miller(CA)	11.9	6.05	10.22	1.65	54.4	18.0	34.56	3.10	48.64 5: 7.7
49	7463 24JAN87	Gary Miller(CA)	12.0	5.94	10.62	1.60	54.1	17.0	32.46	3.45	49.00 4:54.3
50	8035 29JUL99	Regis Ghesquiere(BEL)	12.75	5.63	13.20	1.71	59.85	15.08	43.69	3.20	47.65 5:17.47
	7368 27JUL89	Thomas Blodgett(NY)	12.59	5.16	10.43	1.49	60.20	14.66	36.48	3.60	47.52 5:55.15
	8707* 27MAY88	Gary Miller(CA)	12.0	5.96	12.8712	1.65	53.6	15.9	11036	40.78	1.633.70 47.14 5: 0.4
	7651* 3JUL83	Harvey Schellenberg(CA)	12.4	5.73	12.45	1.70	58.6	16.9	11033	34.72	3.20 43.22 5:23.6
51	8113 27JUL89	Gary Miller(CA)	12.18	5.98	11.30	1.57	56.45	15.30	40.30	3.70	45.78 5:34.69
52	7546 15JUL90	Gary Miller(CA)	12.2	5.63	12.15	1.55	57.9	16.4	36.44	3.30	48.12 5:40.8
53	7583 26JAN91	Gary Miller(CA)	12.72	5.63	12.81	1.55	57.54	16.37	35.46	3.70	41.74 5:41.90
	8399* 16MAR91	Gary Miller(CA)	12.3	6.03	13.08	1.60	56.1	15.6	11036	36.36	1.64.00 44.46 5:29.4
54	7543 18JUL91	Werner Schallau(FRG)	12.71	5.74	13.62	1.61	59.67	16.86	42.20	3.20	48.80 6:20.24
	7426 21MAR92	Gary Miller(CA)	12.72	5.52	12.53	1.50	57.32	17.46	37.18	3.80	41.32 5:44.07
55	9131 3JUL99	Rolf Geese(GER)	12.41	5.66	11.59	1.61	56.21	15.10	40.80	3.62	44.14 5: 7.79
	7730 10JUL93	Dale Lance(OK)	12.7	5.35	9.86	1.56	63.3	15.2	34.26	3.40	44.04 6:29.2
	8450* 11JUL76	Boo Morcom(NH)	12.6	5.95	10.9512	1.51	58.6	17.9	11033	32.97	16.40.03 36.52 5: 7.9
	7974* 9JUL88	Phil Mulkey(GA)	13.3	5.54	13.2712	1.52	62.8	15.5	41.78	3.50	40.18 6:30.6
56	7920 17JUN89	Phil Mulkey(GA)	13.30	5.41	12.26	1.55	63.50	15.99	37.49	3.80	38.68 6:31.5
57	8179 13JUL95	Dale Lance(OK)	13.10	5.39	10.06	1.62	61.43	15.17	35.00	3.90	43.96 6:21.84
58	7374 26OCT96	Dale Lance(OK)	12.4	5.58	9.78	1.54	64.6	15.9	38.30	3.04	37.37 7: 0.3
59	7550 25JUL98	Emil Pawlik(MS)	13.0	5.24	9.77	1.65	63.9	15.7	33.98	3.10	43.20 6:19.7
60	8610 7OCT93	Phil Mulkey(GA)	13.16	5.28	13.75	1.53	65.40	15.27	46.56	3.40	41.14 6:49.78
61	7882 16JUL94	Phil Mulkey(GA)	13.34	4.93	13.76	1.55	66.53	16.51	45.74	3.05	38.08 7:34.24
	8057* 29AUG82	Boo Morcom(NH)	13.6	5.32	12.01 8	1.50	62.5	18.0	11030	38.00	3.58 32.11 5:49.8
62	8025 13JUL95	Phil Mulkey(GA)	13.68	5.43	13.49	1.55	69.04	15.87	42.42	3.40	34.52 7:17.78
63	7180 29JUL99	Tor Trondset(JPN)	13.49	4.71	10.49	1.32	62.44	17.97	36.13	2.70	34.73 5:49.58
	6795 17JUN89	Denver Smith(OH)	14.04	4.80	10.93	1.40	72.00	16.82	37.15	2.80	32.88 6:51.4
	7792* 22SEP84	Boo Morcom(NH)	13.7	5.10	11.89 8	1.42	64.3	17.9	11030	36.62	3.74 29.80 5:47.6
	7384* 17MAY74	Bud Deacon(OR)	13.6	4.78	10.35 4	1.37	62.3	17.9	11030	32.24	3.06 30.60 5:17.2
64	6955 29JUL99	Lars Wennblom(SWE)	13.85	5.10	9.63	1.47	67.66	19.89	27.77	3.10	30.83 6:36.30



85	5993	17JUL97	Vittorio Colo(ITA)	17.37	3.19	6.73	0.91	99.58	20.13	16.90	1.00	16.98	9.23.24
	5565	20SEP97	Bob Boal(NC)	19.05	2.60	5.24	1.04	101.26	20.74	16.10	1.30	15.86	8:58.57
86	3456	24SEP88	Arling Pitcher(IN)	20.2	2.15	5.07	1.00	127.0		15.20	1.52	12.47	11:58.5
87	4771	29JUL99	Vittorio Colo(ITA)	17.61	3.23	5.80	1.00	102.11		17.30	1.42	15.09	0: 0.
	3632	17JUN89	Arling Pitcher(IN)	19.43	1.93	5.73	1.00	121.7		13.18	1.52	14.04	11:43.8
88	2744	13JUL91	Herb Anderson(CO)	21.2	1.81	6.61	0.96	13.56			0.00	13.84	0: 0.
89	1846	22SEP91	Arling Pitcher(IN)	25.64	1.45	3.62	0.81	157.6		11.17	0.96	15.1313:42.1	

wind assisted marks

45w8070	17JUL97	Viktor Grouzenkin(RUS)	12.51	6.54	13.24	1.90	57.10	16.66	37.40	3.50	50.30	5:19.19	
46w7345	7OCT93	John Charlton(GBR)	11.68	6.54	10.11	1.54	54.70	16.70	30.42	3.20	43.74	5:14.86	
61w8107	29JUL94	Phil Mulkey(GA)	13.54	4.88	13.26	1.55	66.94	15.23	43.48	3.15	40.80	6:57.55	
66w7238	14JUL95	Gordon Seifert(AL)	13.91	4.11	9.26	1.48	64.80	20.07	29.66	2.50	29.30	5:55.99	
72w7476	14SEP85	Gilberto Gonzalez(PUR)	13.3	4.62	11.24	1.30	69.8	20.3	11030	30.68	2.50	30.12	0: 0.
74w5021	14JUL95	Boo Morcom(NH)	17.17	3.85	8.21	1.28	91.69	20.66	27.80	2.75	22.82	0: 0.	

### AGE GRADED HEPTATHLON

(using 1994 WMA standards and age factors based on 1985 IAAF scoring tables)

age	score	date	name(residence)	hurdle	hj	sp	200	lj	jt	800m
35	7241	26SEP87	Jane Frederick(CA)	13.60	1.82	15.50	24.73	6.29	49.70	2:14.88
36	7188	17JUL98	Jackie Joyner-Kersey(US)	13.29	1.75	15.59	24.47	6.73	43.33	2:17.61
37	5464	07OCT93	Conceicao Geremias(BRA)	14.69	1.55	11.03	28.00	5.67	35.36	2:25.22
38	5204	17JUL97	Jenny Brown(GBR)	16.41	1.66	11.13	27.51	5.24	32.10	2:26.91
	3639	26JUL86	Kathy Pierce(NY)	19.5	1.20	9.82	28.9	4.89	26.94	2:44.1
39	5134	29JUL99	Marie Kay(AUS)	15.76	1.59	10.39	26.97	5.25	34.82	2:35.73
	3220	07OCT93	Irene Thompson(NY)	19.54	1.25	6.34	29.85	4.88	20.02	2:49.29
40	5747	29JUL99	Jenny Brown(GBR)	12.97	1.63	9.84	27.60	5.16	32.76	2:26.36
	5116	16JUN01	Veronica Amarasekara(CA)	12.86	1.55	9.84	27.12	5.38	20.55	2:55.93
41	5995	4JUL01	Marie Kay(AUS)	12.61	1.64	10.14	26.68	5.55	33.11	2:32.82
	2619	3JUL99	Karen Vaughn(CA)	17.70	1.34	8.83	35.65	3.29	25.14	3:51.41
42	5418	17JUN89	Phil Raschker(GA)	12.38	1.60	7.41	25.5	5.12	23.77	2:37.0
43	4775	18JUL91	Margaritha Daehler(SUI)	13.26	1.38	9.61	28.36	4.34	28.92	2:37.24
	3494	18JUL91	Skipper Clark(NY)	16.59	1.35	7.32	30.04	4.26	20.90	3: 4.58
44	5039	18JUL91	Mia Dudink(HOL)	14.10	1.53	10.07	29.24	4.45	36.44	2:38.09
45	5766	29JUL99	Anne Jensen(DEN)	13.66	1.42	11.01	28.86	4.60	35.87	2:45.09
	5106	29JUL99	Irene Thompson(US)	14.38	1.36	7.78	27.68	4.74	23.30	2:43.63
46	5557	07OCT93	Phil Raschker(GA)	12.39	1.50	7.18	27.65	5.15	19.22	2:47.89
47	5311	27JUL89	Edith Graf(BEL)	14.09	1.49	8.03	28.91	4.92	21.00	2:39.59
	2778	27JUL89	Barbara Stewart(NY)	17.44	1.08	6.94	31.18	3.53	12.18	3:40.24
48	5723	27JUL89	Frieder Kummerle-Valk(WG)	13.12	1.45	9.84	27.83	4.82	27.66	2:44.26
	5205	17JUN95	Phil Raschker(GA)	13.66	1.49	7.50	30.32	4.70	25.88	2:46.06
49	4853	29JUL99	Jean Fail(GBR)	13.36	1.30	6.67	27.71	4.71	23.84	2:56.79
50	5768	18JUL91	Frieder Kummerle-Valk(WG)	13.47	1.39	10.87	29.01	4.16	30.50	2:54.36
51	5195	18JUL91	Hella Kuppe(NMB)	14.34	1.36	7.88	30.46	4.52	25.08	2:58.19
	3544	26JUL86	Christel Miller(CA)	15.3	1.25	9.13	34.0	2.83	28.95	0: 0.
52	6469	3JUL99	Phil Raschker(GA)	12.80	1.49	9.62	26.51	5.04	26.90	2:48.49
53	6253	4JUL00	Phil Raschker(GA)	12.74	1.44	9.42	26.64	4.94	24.33	2:47.95
54	5753	16JUN01	Phil Raschker(GA)	13.21	1.37	9.20	28.04	4.55	25.51	2:52.23
55	4281	4JUL01	Patricia Oakes(GBR)	15.78	1.19	7.84	34.06	3.64	16.18	3:29.29
	2741	20SEP97	Ann Carter(GA)	18.64	1.04	5.63	36.75	3.04	12.96	4:11.11
56	6298	18JUL91	Corrie Roovers(HOL)	13.54	1.30	10.30	29.13	3.94	30.12	2:50.15
	4758	18JUL91	Christel Miller(CA)	16.54	1.24	8.52	32.34	3.54	29.18	3:36.74
57	4046	4JUL01	Susan Hanek(AUS)	17.92	1.22	6.11	32.13	3.45	12.96	3:10.67
	3976	26JUL86	Shirley Kinsey(CA)	17.1	1.10	8.93	36.3	3.44	24.20	3:40.8
58	5437	4JUL01	Marianne Maier(AUT)	14.64	1.28	11.31	30.62	3.91	16.16	3: 8.21
	4224	07OCT93	Christel Miller(CA)	16.73	1.14	7.95	35.12	3.26	30.60	3:43.27
59	5288	4JUL01	Erika Staehle(GER)	14.84	1.34	9.30	31.70	4.11	20.01	3:26.04
	2389	16JUN01	Ann Carter(GA)	19.75	1.01	5.86	37.98	2.78	13.53	4:30.31
60	5882	18JUL91	Betty Vosburgh(GA)	16.63	1.15	7.88	31.16	4.10	25.24	2:58.32
61	5542	07OCT93	Asta Larsson(SWE)	14.68	1.17	8.04	33.17	3.94	23.16	3:34.43
	2539	6JUL96	Christel Miller(CA)			1.23	7.69	0.00	27.14	0: 0.
62	5766	4JUL01	Renate Schaden(AUT)	15.97	1.21	8.71	33.10	3.97	24.00	3:13.06
63	5560	4JUL01	Ingeborg Schott(GER)	15.34	1.15	8.12	33.51	3.78	23.69	3:11.04
64	4404	27JUL89	Kirsten Hveem(NOR)	17.41	1.17	7.00	35.09	3.62	15.24	3:51.38
65	5469	17JUL97	Asta Larsson(SWE)	17.21	1.17	7.59	34.13	3.70	17.58	3:55.2
	4192	07OCT93	Leonore McDaniels(VA)	20.47	1.14	5.95	39.15	3.65	11.68	4:10.13
66	4686	27JUL89	Gwen Davidson(AUS)	20.09	1.20	6.95	33.12	3.10	14.70	4:12.65
	4505	4JUL01	Christel Miller(CA)	18.8	1.12	7.58	39.32	2.90	22.56	4:20.38
67	5275	16MAR96	Shirley Peterson(NZL)	17.39	1.10	6.49	32.66	3.10	13.86	4: 4.35
68	3954	07OCT93	Johnnye Valien(CA)	20.26	0.99	5.84	38.67	3.21	10.50	3:34.97
69	4164	17JUL97	Isabel Hofmeyr(RSA)	19.36	1.09	6.17	35.70	2.56	12.80	3:46.1
70	3069	4JUL01	Wini Pepene(NZL)	0.97	6.53	50.36	24.48	23.04	5:43.48	
	p5124	25JUL98	Lenore McDaniels(VA)	21.4	1.20	6.80	37.8	3.98	12.68	4:14.6
	p4683	6JUL96	Johnnye Valien(TX)	20.77	1.01	6.41	38.79	2.98	14.54	3:59.91
71	4683	17JUL97	Johnnye Valien(TX)	21.48	1.05	6.41	39.49	3.27	14.72	4:19.6
73	4041	4JUL01	Isabel Hofmeyr(RSA)	1.06	5.42	37.45	28.00	15.96	3:54.43	
75	5172	16JUN01	Johnnye Valien(TX)	21.35	0.95	6.29	41.05	3.08	14.90	4:28.98

wind assisted marks

39	p5187	22AUG98	Jenny Brown(GBR)	16.23	1.63	10.09	27.39	5.43	32.40	2:26.75
----	-------	---------	------------------	-------	------	-------	-------	------	-------	---------

41	p4924	13JUL95	Irene Thompson(US)	15.26	1.45	8.55	26.87	5.16	30.20	2:39.50
43	p5252	17JUL97	Tatiana Potapova(RUS)	12.97	1.43	10.28	26.75	4.94	27.72	2:35.93
46	w6110	10JUL93	Phil Raschker(GA)	12.2	1.60	7.49	26.3	5.15	24.28	2:36.8
47	p6174	16JUL94	Phil Raschker(GA)	13.34	1.58	8.40	26.34	5.09	23.02	2:31.98
47	p5410	13JUL95	Margaritha Daehler(SWI)	13.72	1.42	10.30	28.93	4.73	26.94	2:51.53
48	w5997	13JUL95	Phil Raschker(GA)	12.49	1.54	8.09	26.38	5.27	22.72	2:42.27
49	p5181	17JUL97	Margaritha Daehler(SWI)	13.82	1.38	9.63	28.41	4.66	20.26	2:44.65
49	p2911	17JUL97	Skip Clark(US)	18.05	1.32	7.63	32.50	3.33	18.98	0: 0.
50	p6103	17JUL97	Phil Raschker(GA)	12.87	1.47	9.08	27.17	4.78	26.70	2:57.33
51	p5876	29JUL99	Margaritha Daehler(SWI)	13.80	1.36	11.85	29.63	4.74	29.68	2:57.65
51	p4776	13JUL95	Marlene Sachs(US)	15.93	1.34	8.70	32.73	4.10	27.10	2:55.21
51	w5225	29JUL99	Grete Rivenes(NOR)	13.80	1.33	10.20	29.83	4.40	19.90	3: 1.80
54	p5592	13JUL95	Friern Kummerle-Valk(GER)	13.92	1.37	9.84	29.30	4.56	29.46	3: 3.70
55	p5349	17JUL97	Erika Staehle(GER)	15.47	1.38	9.39	31.24	3.96	20.42	3:17.49
55	p5281	13JUL95	Hella Kuppe(NMB)	15.06	1.40	8.17	33.90	4.33	23.30	3:30.80
57	p5388	13JUL95	Evaun Williams(GBR)	15.56	1.19	11.74	32.36	3.77	36.76	3:42.12
60	p5904	29JUL99	Jean Hulls(GBR)	15.0	1.27	7.46	31.29	3.65	20.82	2:53.31
64	p5606	29JUL99	Lelli Kaas(EST)	15.6	1.24	9.25	32.92	3.77	17.99	3:11.44
64	p5332	29JUL99	Hella Werner(GER)	15.2	1.21	8.60	34.90	3.32	25.34	3:26.05
65	w4996	10JUL93	Leonore McDaniels(VA)	19.3	1.23	6.34	35.4	3.72	14.30	3:50.4
66	p4989	29JUL99	Gerd Mjelde(NOR)	18.1	1.08	7.39	36.31	3.47	14.73	3:28.81
67	p5389	29JUL99	Asta Larsson(SWE)	15.8	1.08	7.31	34.29	3.54	17.35	3:43.40
67	w3982	10JUL93	Johnnye Valien(CA)	21.5	1.05	5.78	37.1	3.07	14.74	3:49.5
69	p3437	13JUL95	Johnnye Valien(TX)	21.05	1.01	5.84	41.93	2.88	13.56	4:13.52
71	p5187	29JUL99	Isabel Hofmeyr(RSA)	19.6	1.05	5.81	35.65	2.99	15.49	3:38.37
74	p3831	29JUL99	Johnnye Valien(TX)	21.0	0.99	6.33	40.55	2.93	12.44	0: 0.

### AGE GRADED MEN'S PENTATHLON

(using 1994 WMA standards and age factors based on 1985 IAAF scoring tables)

				lj	jt	200m	dt	1500m
35	4008	17APR83	Silviu Hodos(FRA)	6.59	63.18	23.6	46.54	4:25.5
	3621	30AUG86	Mike Hill(CO)	6.58	53.54	23.5	38.78	4:37.5
36	3775	6OCT74	Werner Schallau(GER)	6.74	59.42	23.4	45.02	4:56.6
	3581	20JUN87	Mike Hill(CO)	6.37	55.40	24.23	38.14	4:31.1
37	3581	12OCT75	Werner Schallau(GER)	6.64	60.82	24.2	41.02	5: 3.0
	3042	21AUG83	Rex Harvey(IA)	5.99	46.48	24.6</		



62	4135	29SEP83	Walter Schreiber(GER)	4.94	47.00	26.47	35.72	5:39.14
	3681	30JUL79	Bill Morales(CA)	4.79	48.14	29.09	31.10	6: 2.8
63	3681	20JUL89	Matti Jarvinen(FIN)	4.89	37.26	27.72	42.48	6:32.6
	3263	1SEP84	Frank Bowles(CO)	4.40	42.34	29.2	32.06	6:33.0
64	3680	23JUN85	Gudmund Skrivervik(NOR)	4.98	37.08	28.6	35.60	5:46.8
	3462	31AUG85	Boo Morcom(NH)	5.15	32.84	28.4	32.48	6:12.3
65	4275	31JUL86	Gudmund Skrivervik(NOR)	5.11	42.06	29.49	35.76	5:53.36
	4065	4MAY86	Boo Morcom(NH)	5.16	32.06	28.90	34.30	5:47.6
66	4163	20JUN87	Boo Morcom(NH)	5.24	32.60	28.91	36.66	5:49.4
67	3998	10JUL 0	Paavo Eriksson(FIN)	4.77	38.21	28.94	39.51	6:30.87
	3558	5MAY85	Charles Johannesmeyer(NC)	4.70	35.34	32.2	36.34	6:33.16
68	3695	4AUG85	Adolf Koch(GER)	4.48	34.46	30.3	37.50	6:13.8
	3329	4JUL80	Claude Hills(PA)	4.26	30.84	29.2	31.92	6:42.2
69	3742	28SEP86	Adolf Koch(GER)	4.55	36.98	30.5	38.00	6:23.7
	3273	2AUG90	Boo Morcom(NH)	4.45	23.66	31.2	32.34	6: 0.54
70	4289	3DEC87	Adolf Koch(GER)	4.73	37.96	31.65	38.68	6:35.79
	3843	14JUL91	Boo Morcom(NH)	4.76	25.45	30.72	32.84	6:33.99
71	4093	13SEP92	Walter Schreiber(GER)	4.38	37.12	29.49	32.26	6:33.36
	3601	28SEP83	Claude Hills(PA)	4.35	32.30	30.50	25.42	6:49.95
72	3757	22JUN85	Gilberto Gonzalez(PUR)	4.39	29.42	29.5	34.10	7: 9.3
	2913	7MAY99	William Daprano(GA)	3.79	27.98	31.1	27.59	8:27.6
73	3274	12MAY 0	William Daprano(GA)	4.35	31.46	32.34	29.74	8:11.4
74	3447	3DEC87	Robert Reckwardt(GER)	4.42	28.36	31.42	32.36	7:41.84
	3155	7AUG97	Bill Carter(OK)	3.49	28.66	32.57	33.00	7:10.0
75	3935	21SEP92	Adolf Koch(GER)	3.94	33.72	32.88	34.00	7:34.97
	3348	20JUL89	Milo Lightfoot(OH)	3.63	27.14	33.62	25.36	7:14.9
76	3626	10JUL 0	Pekka Penttila(FIN)	3.76	30.03	32.96	26.51	7: 1.65
	3296	4MAY90	Milo Lightfoot(OH)	3.75	26.00	33.25	23.06	7:18.91
77	3506	31JUL86	Walter Streubel(GER)	3.93	28.19	34.11	23.44	6:53.26
	3274	22JUN85	Ken Carmine(CA)	2.91	31.26	33.6	30.06	7:30.4
78	3227	8AUG 1	Bill Carter(OK)	3.73	24.19	35.55	30.47	7:44.74
79	2853	16AUG81	Herbert Anderson(CO)	3.20	23.80	35.0	21.48	7:14.2
80	2820	3DEC87	Karsten Brodersen(CHL)	3.39	23.50	41.42	34.06	0: 0.
	2764	4SEP82	Herbert Anderson(CO)	3.12	26.66	34.6	22.60	0: 0.
81	3143	30JUL98	Dan Bulkley(OR)	3.17	18.94	35.66	23.08	7:33.21
82	3028	10JUL 0	Alpo Kautto(FIN)	3.25	23.95	36.72	21.48	8:30.18
	2837	26AUG99	Dan Bulkley(OR)	3.13	17.45	36.33	19.16	7:49.89
83	2085	31AUG85	Herbert Anderson(CO)	2.54	23.28	38.7	19.82	0: 0.
84	1755	4MAY86	A. E. PITCHER(IN)	2.53	16.56	38.70	16.54	0: 0.
85	2474	18JUN93	Ken Carmine(CA)	2.51	21.94	44.52	24.92	0: 0.
88	1438	2AUG90	Herbert Anderson(CO)	1.92	16.26	47.8	14.36	0: 0.
89	1097	4JUL91	A. E. PITCHER(IN)	1.76	12.46	49.95	12.47	0: 0.
90	2118	7MAY99	Kari Trei(CAN)	2.30	14.22	52.2	16.63	0: 0.

pending or wind assisted marks

40	w3652	13JUL86	Rex Harvey(IA)	6.22	48.98	23.3	42.36	5:14.7
44	s3586	8AUG82	Gary Miller(CA)	6.26	47.64	23.8	33.18	4:44.4
48	w3783	13JUL86	Gary Miller(CA)	6.07	48.82	23.9	32.80	5:11.5
53	w3774	24AUG84	Helmut Fackler(GER)	5.65	45.64	25.6	34.02	5:18.9
65	w4243	13JUL86	Boo Morcom(NH)	5.38	33.30	28.4	37.28	5:55.9
73	w3657	13JUL86	Gilberto Gonzalez(PUR)	4.54	28.94	28.6	33.94	8: 9.1
76	w3343	26JUN88	Claude Hills(PA)	3.83	25.64	33.57	27.74	7:46.56
80	p3232	16JUL88	Ken Carmine(CA)	2.79	25.72	35.5	26.60	8: 2.9

## AGE GRADED WOMEN'S PENTATHLON

(using 1994 WMA standards and age factors based on 1985 IAAF scoring tables)

age	score	date	name(residence)	hurdle	hj	sp	lj	800m
35	3724	28SEP83	Liz McBlain(CAN)	15.68	1.58	10.63	5.02	2:28.58
	3653	11AUG94	Donna Ricks(MN)	15.93	1.59	9.66	4.94	2:25.63
36	4376	31JUL79	Christa Voss(GER)	14.62	1.70	13.38	5.61	2:30.0
37	3731	9JUL 0	Anke Straschewski(GER)	15.49	1.57	12.46	5.08	2:40.32
	1266	11AUG94	Karen Vaughn(CA)	22.63	1.08	7.98	3.54	3:36.69
38	2965	31JUL79	Marija-Leena Kangas(FIN)	18.00	1.50	9.63	4.41	2:39.5
	2670	13AUG92	Irene Thompson(NY)	18.86	1.36	7.91	4.99	2:48.37
39	3415	9JUL 0	Zsuzsanna Peto(AUT)	15.53	1.39	10.40	5.22	2:39.32
	2552	10AUG 0	Cathryn Cole-Dow(WA)	18.15	1.45	9.25	4.16	3: 3.16
40	3705	3DEC87	Christine Turner(NZL)	13.64	1.46	8.68	4.84	2:24.97
	3460	8AUG 1	Veronica Amarasakara(CA)	12.75	1.38	9.12	5.34	3: 7.30
41	4227	9JUL 0	Jenny Brown(GBR)	13.14	1.66	10.14	5.19	2:29.77
	2753	11AUG94	Tina Stough Bowman(CA)	15.30	1.23	6.70	4.51	2:39.81
42	3495	3DEC87	Lynn Larsen(AUS)	13.86	1.43	9.89	5.04	2:49.68
	2512	7AUG97	Kimmmie Allegre(OR)	14.98	1.19	9.60	4.21	3:12.51
43	4015	3DEC87	Jan Hynes(AUS)	12.88	1.43	9.46	5.33	2:24.42
	2324	10AUG 0	Carla Hoppie(NV)	18.85	1.30	9.01	3.46	2:40.44
44	3424	28JUL86	Edith Graff(BEL)	14.21	1.46	8.67	4.96	2:44.44
	1856	4JUL91	Phil Raschker(GA)	13.64	1.36	7.36	4.99	0: 0.
45	3953	28JUL86	Friderun Kummerle-Valk(GER)	13.46	1.47	8.74	4.49	2:41.67
	3780	13AUG92	Phil Raschker(GA)	13.2	1.39	7.14	4.97	2:51.08
46	4592	11AUG93	Phil Raschker(GA)	12.32	1.60	7.65	5.35	2:40.48
47	4159	18JUL82	Corrie Roovers(NED)	12.5	1.44	10.46	4.77	2:50.2

	3043	19JUN82	Christel Miller(CA)	13.6	1.25	7.43	3.95	3: 4.1
48	4303	28SEP83	Corrie Roovers(NED)	12.44	1.44	9.86	4.90	2:41.70
	2954	13AUG92	Marlene Sachs(VT)	15.5	1.27	7.80	4.00	2:54.66
49	4146	22JUN85	Corrie Roovers(NED)	12.7	1.40	9.86	4.89	2:43.1
	2874	11AUG93	Marlene Sachs(VT)	15.89	1.27	8.18	3.75	2:55.50
50	3534	11AUG94	Marlene Sachs(VT)	15.45	1.32	8.82	3.90	2:50.64
51	4075	28JUL86	Corrie Roovers(NED)	14.1	1.40	11.12	4.27	2:56.09
	3524	2AUG90	Becky Sisley(OR)	16.10	1.26	8.02	5.03	3:13.31
52	4544	26AUG99	Phil Raschker(GA)	13.15	1.49	10.01	4.92	2:59.42
53	4252	10AUG 0	Phil Raschker(GA)	13.23	1.42	9.39	4.58	2:56.67
54	3999	8AUG 1	Phil Raschker(GA)	13.53	1.38	8.81	4.53	3: 4.24
55	3700	2AUG90	Christel Miller(CA)	15.45	1.29	9.43	3.81	3:26.26
56	3645	3DEC87	Asta Larsson(SWE)	15.59	1.16	8.53	4.03	3: 9.37
	1718	30JUL98	Ann Carter(GA)	19.10	1.04	5.50	2.95	0: 0.
57	4529	9JUL 0	Mariane Maier(AUT)	13.95	1.33	11.22	4.26	3: 5.94
	3260	13AUG92	Christel Miller(CA)	16.13	1.27	8.88	3.72	3:58.56
58	3338	28SEP83	Kirsten Hveem(NOR)	15.60	1.26	6.72	3.90	3:36.04
	1898	10AUG 0	Ann Carter(GA)	19.30	1.06	6.20	2.97	4:27.67
59	3750	9JUL 0	Ursula Stelling(GER)	15.11	1.39	6.96	3.97	3:27.75
	1766	8AUG 1	Ann Carter(GA)	19.46	1.05	5.66	2.95	4:39.13
60	4393	9JUL 0	Erika Sauer(GER)	16.06	1.18	9.29	4.21	3: 8.87
61	3776	28JUL86	Kirsten Hveem(NOR)	15.6	1.22	6.46	3.64	3:22.88
62	4090	9JUL 0	Ingeborg H. Schott(GER)	15.14	1.15	8.18	3.70	3: 8.45
63	3170	7MAY99	Edith Gray(CAN)	17.9	1.25	6.98	3.57	4:21.2
	694	11JAN81	Dot Callan(HI)	20.51	0.75	4.93	1.84	0: 0.
64	2872	30JUL79	Annchen Reile(GER)	15.51	1.14	8.12	2.56	3:23.8
65	4885	9JUL 0	Lilli Kaas(EST)	19.52	1.24	9.36	3.80	3:27.76
	3663	11AUG93	Leonore McDaniels(VA)	20.9	1.27	5.18	3.72	4: 2.74
66	3094	18JUL82	Annchen Reile(GER)	18.29	1.08	7.83	2.52	3:37.8
67	3605	9JUL 0	Gerd Mjelde(NOR)	20.02	1.09	7.29	3.22	3:41.67
	3145	8AUG 1	Flo Meiler(VT)	20.02	1.11	6.56	3.11	4: 5.53
68	3084	28SEP83	Rosaline Sole(NZL)	19.37	1.01	6.22	3.17	3:54.55
69	3196	11AUG94	Johnnye Valien(CA)	20.74	1.05	6.40	3.16	3:35.08
71	3324	14AUG96	Johnnye Valien(CA)	23.54	1.02	6.75	3.12	4: 5.50
72	2345	3DEC87	Rosaline Sole(NZL)	27.67	0.86	5.25	2.99	4:23.74
74	3465	26AUG99	Johnnye Valien(CA)	21.13	0.99	7.96	3.04	4:25.35
75	1790	11JAN81	Irja Sarnama(FIN)	33.66	0.00	6.28	2.36	4:37.66
76	3671	8AUG 1	Johnnye Valien(CA)	23.01	0.96	6.55	3.19	4:50.35

pending or wind assisted marks

35	p 3819	26JUN85	Bernadette Etienne(FRA)	15.1	1.60	10.01	5.05	2:24.0
35	p 3792	23AUG84	Rosanne Cornelle(BEL)	15.53	1.51	11.01	5.53	2:31.99
40	p 3715	9JUL 0	Anita Norr-Ericson(SWE)	12.12	1.42	8.72	4.82	2:37.46
56	p 4101	9JUL 0	Christa Stedtler(GER)	14.99	1.33	9.32	3.99	3: 5.05
64	p 2732	30JUL98	Flo Meiler(VT)	20.04	1.13	6.87	3.30	4: 4.13

## AGE GRADED MEN'S WEIGHT PENTATHLON

(using 1994 WMA standards and age factors based on 1985 IAAF scoring tables)

			ht	sp	dt	jt	wt	
35	2835	1JUN96	Mike Valenti(FL)	32.98	14.53	42.28	28.48	13.13
36	3747	26SEP94	Ken Jansson(KS)	57.96	13.43	42.00	41.12	19.46
38	3802	21AUG98	Dean Crouser(OR)	46.29	15.74	49.68	52.18	15.66
39	3813	1JUN97	Ken Jansson(KS)	62.74	14.11	41.72	39.62	19.00
40	4094	5SEP98	Ken Jansson(KS)	60.05	13.88	39.84	38.40	20.31
41	3937	8AUG99	Ken Jansson(KS)	57.85	13.64	37.98	40.15	18.89
42	3687	11OCT97	Gary England(FL)	41.40	15.41	44.70	47.78	13.75
43	3653	26JUL97	Billy Maganas(GRE)	51.40	14.82	37.30	36.72	16.31
	3071	8MAY99	Dave Vandergriff(SC)	49.19	10.38	33.99	32.69	14.46
44	3742	18SEP98	Vasilios Maganas(GRE)	53.79	14.38	36.39	40.53	16.71
	3561	8AUG99	Gary England(FL)	42.89	15.10	40.80	46.50	13.29
45	4267	8AUG99	Vasilios Maganas(GRE)	57.86				



pending and wind assisted marks

35	p3545	17SEP98	Angelika Gusek(GER)	38.72	12.05	35.06	42.69	11.21
37	p2079	12JAN97	Cindy Morrison(US)	20.11	8.30	25.44	27.30	7.60
52	2884*	22SEP 1	Mary Hartzler(OH)	23.04	10.42	28.26	20.87	8.66
53	p4403	0 0	Vanessa Hilliard(FL)	43.84	11.20	38.38	27.96	15.15
76	p2390	16SEP 0	Charlotte Acton(CO)	15.06	4.98	12.80	9.33	5.11
76	p2367	15AUG99	Wally Dashiell(US)	12.74	4.47	13.27	10.65	5.79
80	p3790	0 0	Annchen Reile(GER)	17.54	5.87	18.32	14.48	6.52

## Women's Track & Field

### 100 YARDS

(when better than corresponding 100m times)

35	10.8	Maeve Kyle(EIR)	9-26-64
36	11.5	Phil Raschker(GA)	6-11-83
37	10.9	Maeve Kyle(EIR)	8- 6-66
	11.1	Phil Raschker(GA)	5-12-84
38	12.3	Almeta Parish(CA)	5-17-75
41	11.4	Irene Obera(CA)	7- -75
42	11.4	Irene Obera(CA)	5-15-76
43	12.6	Irene Obera(CA)	5-14-77
45	11.7	Irene Obera(CA)	4-28-79
47	11.9	Wendy Marie Ey(AUS)	1-10-86
48	12.30	Wilma Perkins(AUS)	6-11-98
50	12.47	Wendy Marie Ey(AUS)	2- -89
51	12.5	Irene Obera(CA)	5- 4-85
67	15.2	Polly Clarke(CO)	5-21-78
69	16.1	Polly Clarke(CO)	9-18-79
71	16.2	Mary Bowermaster(OH)	10-25-88
74	15.2	Polly Clarke(CO)	9- 7-84

### 100 METERS


35	10.85h	Marlene Ottey(JAM)	8- 7-95
	11.07	Evelyn Ashford(US)	5-28-92
36	10.74	Marlene Ottey(JAM)	9- 7-96
	11.57	Evelyn Ashford(US)	6-25-93
37	10.83	Marlene Ottey(JAM)	8-22-97
	12.00	Phil Raschker(GA)	7- 8-84
38	11.05 +0.1	Marlene Ottey(JAM)	8- 8-98
	12.5	Phil Raschker(GA)	6- 8-85
39	10.99 +0.3	Marlene Ottey(JAM)	8- 7-99
	12.22	Phil Raschker(GA)	10-10-86
40	10.99	Marlene Ottey(JAM)	8-30-00
	12.3	Phil Raschker(GA)	6- 6-87
41	12.0	Maeve Kyle(EIR)	4-25-70
	12.3	Phil Raschker(GA)	6- 4-88
42	12.3h	Rosemary Payne(GBR)	8-16-75
	12.57	Phil Raschker(GA)	7-30-89
	12.6	Irene Obera(CA)	7- 3-76
43	12.04 +1.6	Denise McField(JAM)	8-28-99
	12.71	Cindy Steenbergen(TX)	8- 9-97
44	12.1	Maeve Kyle(EIR)	5-12-73
	12.73h	Phil Raschker(GA)	7-20-91
45	12.5	Wendy Marie Ey(AUS)	2- 4-84
	12.5	Maeve Kyle(EIR)	1-21-74
	12.63	Irene Obera(CA)	7- 7-79
	12.7	Irene Obera(CA)	5-31-80
47	12.54 +1.0	Karin Von Riewel(GER)	7- 6-96
	12.93h	Irene Obera(CA)	1-10-81
48	12.50	Phil Raschker(GA)	9- 2-95
49	12.60 -0.3	Karin Von Riewel(GER)	8-29-98
	13.20h	Irene Obera(CA)	9-24-83
50	12.50	Phil Raschker(GA)	5-17-97
51	12.9	Irene Obera(CA)	6- 1-85
52	13.07 +0.5	Phil Raschker(GA)	5- 8-99
53	13.30 +0.7	Martha Behrendt(GER)	6-24-95
	13.37	Irene Obera(CA)	7-25-87
54	13.26 +0.3	Martha Behrendt(GER)	7-14-96
	13.48	Irene Obera(CA)	8- 6-88
55	13.6	Shirley Peterson(NZL)	1-21-84
	13.8	Kathy Bergen(CA)	4-23-95
56	13.43 +0.2	Brunhilde Hoffmann(GER)	9-13-95
	13.55 +1.5	Kathy Jager(AZ)	7-31-99

57	13.73 +1.5	Brunhilde Hoffmann(GER)	7-26-97
	13.9	Irene Obera(CA)	5-18-91
58	13.77 -1.2	Brunhilde Hoffmann(GER)	6-25-98
	13.8	Kathy Bergen(CA)	7-27-98
59	13.83 +0.6	Brunhilde Hoffmann(GER)	9-13-98
	14.45 +1.5	Kemisole Solwazi(CA)	7-31-99
60	13.9	Shirley Peterson(NZL)	2-25-89
	13.91	Irene Obera(CA)	8-13-94
61	13.96	Irene Obera(CA)	6-24-95
62	14.58	Ann Cooper(AUS)	7-21-91
	14.60	Shirley Peterson(NZL)	2- 3-91
	15.7	Betty Vosburgh(GA)	5- 7-94
63	13.93	Irene Obera(CA)	7-20-97
64	14.84	C. Schmalbruch(GER)	7- 7-01
	15.52 +0.5	Audrey Lary(MD)	5- 8-99
	15.6	Josephine Kolda(CA)	5-22-82
65	14.29 +1.1	Irene Obera(CA)	7-31-99
66	14.82	Paula Schneiderhan(GER)	6-18-88
	15.77	Patricia Peterson(NY)	7-24-92
67	15.11	Paula Schneiderhan(GER)	7-30-89
	16.1	Polly Clarke(CO)	5- 6-78
68	15.73 -2.5	Paula Schneiderhan(GER)	8-17-90
	16.4	Polly Clarke(CO)	5-26-79
69	15.27h	Paula Schneiderhan(GER)	7-20-91
	16.53h	Mary Bowermaster(OH)	6-27-87
70	15.72 0.0	Ann Cooper(AUS)	7-31-99
	16.2	Polly Clarke(CO)	4-17-81
71	15.42	Paula Schneiderhan(GER)	10-15-93
	16.49	Patricia Peterson(NY)	7-20-97
72	15.33 +0.3	Paula Schneiderhan(GER)	9-25-94
	16.15 +1.7	Patricia Peterson(NY)	8-11-98
73	15.99	Paula Schneiderhan(GER)	7-16-95
	16.2	Polly Clarke(CO)	9-17-83
74	15.54 0.0	Paula Schneiderhan(GER)	8-17-96
	16.55	Polly Clarke(CO)	9- 2-84
75	15.91 0.0	Paula Schneiderhan(GER)	9- 6-97
	16.87	Polly Clarke(CO)	8-31-85
76	16.04 -0.6	Paula Schneiderhan(GER)	8- 1-98
	17.20	Polly Clarke(CO)	7-18-86
77	16.51	Paula Schneiderhan(GER)	7-31-99
	17.07	Polly Clarke(CO)	6-25-88
78	17.6	Polly Clarke(CO)	8-12-88
79	19.06	Polly Clarke(CO)	7-30-89
	19.08	Irja Sarmama(FIN)	6-23-85
80	18.0	Mary Bowermaster(OH)	7-25-98
81	20.44	Ruth Frith(AUS)	11- 3-90
	21.93	Velma Jacobs(CO)	8- 5-97
82	19.32	Polly Clarke(CO)	8-14-92
83	21.71	Isobel Cunningham(CAN)	7-20-97
	26.0	Anna Ward(MO)	5-30-88
84	20.67	Ruth Frith(AUS)	10-15-93
	25.77	Anna Ward(MO)	6-21-89
85	21.26 +0.7	Nora Wedemo(SWE)	9-13-98
	43.98	Marilla Salisbury(CA)	8-12-93
86	21.98 -0.4	Nora Wedemo(SWE)	7-31-99
	31.7	Mary Ames(CA)	5- 7-89
87	22.08 -1.5	Nora Wedemo(SWE)	7- 9-00
88	22.44	Nora Wedemo(SWE)	7- 7-01
	37.2	Marion Higgins(CA)	8- 8-81
90	31.53	Zora Lux(WA)	6-10-95
94	79.6	Marie Norbury(FL)	11-23-97
		Pending or wind aided marks	
35	w10.94	Evelyn Ashford(US)	7-21-92

38	p11.07	Marlene Ottey(JAM)	- -98
40	w10.91	Marlene Ottey(JAM)	9- -00
42	w12.48	Cindy Steenbergen(TX)	6-15-96
44	w12.60 +2.8	Cindy Steenbergen(TX)	8-11-98
45	w12.57 +2.6	Cindy Steenbergen(TX)	8-28-99
46	p12.3 NWI	Karin Von Riewel(GER)	8-26-95
47	p12.29 NWI	Karin Von Riewel(GER)	9- 8-96
48	p12.4 NWI	Karin Von Riewel(GER)	9- 8-97
50	w12.40	Phil Raschker(GA)	4-25-97
52	p13.0 NWI	Brunhilde Hoffmann(GER)	6- 3-92
52	w12.88 +2.5	Phil Raschker(GA)	8-28-99
53	w12.75	Phil Raschker(GA)	7- 8-00
53	w13.29	Martha Behrendt(GER)	7-16-95
55	p13.3 NWI	F. Kummerle-vaik(GER)	9-30-95
55	w13.41	Brunhilde Hoffmann(GER)	7-16-95
55	w13.68 +2.8	Kathy Jager(AZ)	8-11-98
58	w13.26 +3.5	Joy Macdonald(FL)	8-28-99
61	w13.51	Irene Obera(CA)	7-16-95
64	w14.67	Ann Cooper(AUS)	10-15-93
66	w15.5	Patricia Peterson(NY)	7-12-92
67	p14.99 NWI	Paula Schneiderhan(GER)	8-26-89
68	p15.14 NWI	Paula Schneiderhan(GER)	6-24-90
68	w16.2	Johnnye Valien(TX)	6- -94
69	p14.6 NWI	Paula Schneiderhan(GER)	9-21-91
69	w16.01	Patricia Peterson(NY)	8- 4-95
70	w14.92	Paula Schneiderhan(GER)	8- 8-92
71	p15.23 NWI	Paula Schneiderhan(GER)	7- 4-93
73	p15.3 NWI	Paula Schneiderhan(GER)	9-30-95
74	p15.2 NWI	Paula Schneiderhan(GER)	9- 8-96
81	w17.94 +3.5	Mary Bowermaster(OH)	8-11-98
85	w26.3	Anna Ward(MO)	6- 2-90
87	p33.1	Viola Glen(US)	5-31-80
94	w38.75 +3.5	Myra Fromme(US)	8-11-98

### 200 METERS

35	21.93	Marlene Ottey(JAM)	8-25-95
	22.47	Evelyn Ashford(US)	8-13-92
36	22.08	Marlene Ottey(JAM)	8- 1-96
	23.57h	Evelyn Ashford(US)	10-10-93
37	22.06	Marlene Ottey(JAM)	8-18-97
	24.60	Phil Raschker(GA)	7- 8-84
38	22.53	Marlene Ottey(JAM)	5-30-98
	26.1	Phil Raschker(GA)	5- 4-85
39	22.49	Marlene Ottey(JAM)	6- -99
	25.87 +1.1	Joy Sargis(CA)	8-13-00
40	24.7	Sara Montecinos(COL)	3-19-94
	25.67i	Denise Foreman(WA)	2- 8-97
	25.7	Phil Raschker(GA)	6- 6-87
41	25.04 -1.1	Anne Moritz(GER)	7-14-00
	25.8	Phil Raschker(GA)	4-30-88
42	24.84	Phil Raschker(GA)	8- 3-89
43	25.6	Maeve Kyle(EIR)	5-18-72
	25.90	Cindy Steenbergen(TX)	8-10-97
44	26.0	Jan Hynes(AUS)	3-24-89
	26.2	Phil Raschker(GA)	6- 8-91
45	24.04 +1.5	Taisi Pihela(EST)	8-14-98
	26.3	Irene Obera(CA)	6-24-79
46	25.82	Mary Libal(OR)	8-24-96
47	25.56	Phil Raschker(GA)	6-20-94
48	25.85	Phil Raschker(GA)	7-19-95
49	26.18 +0.4	Karin Von Riewel(GER)	8- 2-98
	26.35	Phil Raschker(GA)	4-25-96
50	25.72	Phil Raschker(GA)	7-23-97
51	26.82	Anne Paule Knipping(BEL)	7-23-97
	27.3	Irene Obera(CA)	6- 1-85
52	27.33 +1.5	Maureen Lewington(GBR)	8- 3-99
	27.71	Irene Obera(CA)	6-21-86
53	26.92	Phil Raschker(GA)	7- 8-00
54	27.70 +2.0	Martha Behrendt(GER)	7-26-96
	27.70h	Brunhilde Hoffmann(GER)	10-10-93
	27.7	Irene Obera(CA)	7-17-88
55	28.40	Brunhilde Hoffmann(GER)	7-19-95
	28.48	Irene Obera(CA)	8- 3-89
56	28.13	Brunhilde Hoffmann(GER)	7-26-96
	29.8	Carolyn Sue Cappetta(MA)	7-12-92
57	28.38 +0.6	Brunhilde Hoffmann(GER)	7-26-97
	29.32	Kemisole Solwazi(CA)	7-23-97
58	28.46 +0.8	Brunhilde Hoffmann(GER)	8-17-97
	29.91	Kemisole Solwazi(CA)	6-13-98



FRANK DIMEO

Patti Ford #17, 45, Lafayette, N.Y., after a world record 5:18/10, with W35 winner, Becky Heuer, 35, Forrestville, N.Y., Hartshorne Memorial Masters Mile, Ithaca, N.Y., Jan. 20.

59	29.08 -0.2	Brunhilde Hoffmann(GER)	9-18-98
	30.18	Irene Obera(CA)	9-12-93
60	28.87 -1.9	Brunhilde Hoffmann(GER)	7-14-00
	29.6	Irene Obera(CA)	7-16-94
61	28.67	Irene Obera(CA)	6-24-95
62	30.21	Ann Cooper(AUS)	7-25-91
	33.55	Betty Vosburgh(GA)	5- 7-94
63	29.57	Irene Obera(CA)	7-23-97
64	30.61h	Ann Cooper(AUS)	10-10-93
	31.76i	Carolyn Sue Cappetta(MA)	3-26-00
65	30.46 +0.1	Irene Obera(CA)	8- 3-99
66	31.12	Paula Schneiderhan(GER)	6-18-88
	33.3	Patricia Peterson(NY)	7-12-92
67	31.65	Paula Schneiderhan(GER)	8- 3-89
	34.2	Josephine Kolda(CA)	5-18-85
68	33.03	Ann Cooper(AUS)	7-23-97
	35.56	Polly Clarke(CO)	7- 8-79
	35.6	Mary Bowermaster(OH)	8-24-85
69	32.50	Paula Schneiderhan(GER)	7-25-91
	34.34	Patricia Peterson(NY)	7-19-95
70	32.24	Paula Schneiderhan(GER)	7-10-92
	35.3	Polly Clarke(CO)	4-17-81
71	33.23 +0.5	Anna Mangler(GER)	6-10-94
	33.26h	Paula Schneiderhan(GER)	10-10-93
	34.2	Polly Clarke(CO)	9- 6-81
72	32.94 +0.5	Paula Schneiderhan(GER)	6-10-94
	34.03 -0.9	Patricia Peterson(NY)	8- 2-98
73	33.99h	Paula Schneiderhan(GER)	7-19-95
	34.99	Patricia Peterson(NY)	8- 3-99
74	32.28 0.0	Paula Schneiderhan(GER)	7-28-96
	35.24 +1.2	Patricia Peterson(NY)	8-13-00
75	34.40	Paula Schneiderhan(GER)	7-23-97
	35.93	Polly Clarke(CO)	8-31-85
76	35.23 +1.2	Paula Schneiderhan(GER)	9-18-98
	37.48	Polly Clarke(CO)	7-18-86
77	34.89 +0.3	Paula Schneiderhan(GER)	8- 3-99
	38.04	Polly Clarke(CO)	6-26-88
78	38.8	Polly Clarke(CO)	8-12-88
79	41.12	Polly Clarke(CO)	8- 3-89
80	41.22	Hanna Gelbrich(GER)	10-10-93
	50.02 -1.7	Diane Friedman(OH)	7-28-01



81	46.95 +0.3	Olga Kotelko(CAN)	8-19-00
	54.91	Pearl Mehl(CO)	7-19-95
82	41.11	Polly Clarke(CO)	8-15-92
83	48.42i	Nora Wedemo(SWE)	3- 1-97
	57.8	Anna Ward(MO)	5-30-88
84	60.93	Rosario Iglesias(MEX)	7-19-95
	64.67	Anna Ward(MO)	6-22-89
85	58.4	Anna Ward(MO)	6- 2-90
86	53.07 +0.8	Nora Wedemo(SWE)	8- 3-99
87	50.53 -2.3	Nora Wedemo(SWE)	7-14-00
	68.62	Mable O'Hare(WA)	7-17-99
88	71.05 +0.3	Ivy Granstrom(CAN)	8-19-00
	92.9	Marion Higgins(CA)	8- 9-81
89	76.22 +0.3	Rosario Iglesias(MEX)	8-19-00
90	70.99	Zora Lux(WA)	6-10-95
92	98.99	Myra Fromme(US)	8-24-96
94	94.03 +1.3	Myra Fromme(US)	6-28-98

Pending or wind aided marks

37	w21.92	Marlene Ottey(JAM)	9-13-97
39	w22.43 +2.6	Marlene Ottey(JAM)	7- 5-99
43	w24.60 +3.5	Denise McField(JAM)	8-29-99
45	w25.49	Lorraine Tucker(NY)	7-18-92
46	w26.10 +4.0	Cindy Steenbergen(TX)	8-29-99
45	w26.55 +4.0	Jacqueline Board(MO)	8-29-99
48	p25.2 NWI	Karin Von Riewel(GER)	9-20-97
52	w27.25 +2.2	Maureen Lewington(GBR)	8- 3-99
52	w27.72 +3.0	Phil Raschker(GA)	8-29-99
54	p27.62 NWI	Martha Behrendt(GER)	8-18-96
56	w28.34 +2.3	Kathy Jager(AZ)	8- 3-99
59	w28.64 +2.3	Brunhilde Hoffmann(GER)	8- 3-99
59	w29.31 +2.7	Kemisole Solwazi(CA)	8- 3-99
62	w32.74	Rita Czamanske(CA)	8-10-97
62	w32.9 +2.6	Jeanne Hoagland(CA)	8- 1-99
66	w33.06	Betty Vosburgh(GA)	8-10-97
68	p31.91 NWI	Paula Schneiderhan(GER)	6-10-90
69	p31.88 NWI	Paula Schneiderhan(GER)	8-17-91
70	w31.86	Paula Schneiderhan(GER)	7-12-92
70	w34.80	Patricia Peterson(NY)	8-24-96
73	p33.25 NWI	Paula Schneiderhan(GER)	6-10-95
76	p34.42 NWI	Paula Schneiderhan(GER)	8-22-98
81	w40.04 NWI	Mary Bowermaster(OH)	8-14-98

### 400 METERS

35	50.56	Aurelia Penton(CUB)	7-16-78
	56.99	Phil Raschker(GA)	8-13-82
36	51.6	Marina Stepanova(URS)	5-17-86
	56.79	Regina Jacobs(US)	5- 8-99
	56.8	Phil Raschker(GA)	6-25-83
37	55.70	Jennie Mathews(GBR)	8- 7-99
	55.7	Maeve Kyle(EIR)	8-30-66
	60.19	Theresa Haynes(WA)	8-12-94
38	55.61i	Adina Valdez(TRI)	3-25-00
	59.22	Theresa Haynes(WA)	7-22-95
39	55.5	Maeve Kyle(EIR)	7-19-68
	59.5	Phil Raschker(GA)	7- 8-86
40	53.68	Sara Montecinos(COL)	3-20-94
	57.49	Rose Monday(CA)	8- 7-99
41	55.3	Maeve Kyle(EIR)	7-22-70
	58.78	Irene Thompson(NY)	7-22-95
42	56.3	Anne McKenzie(RSA)	10-28-67
	58.07	Phil Raschker(GA)	8- 5-89
43	57.42h	Sara Montecinos(CHL)	7-24-97
	58.89	Cindy Steenbergen(TX)	8- 8-97
44	58.3	Jan Hynes(AUS)	3-24-89
	59.62	Mary Libal(OR)	8-12-94
45	56.82	Mary Libal(OR)	7-22-95
46	57.94	Dee Dee Grafius(CA)	7-22-95
47	59.3	Paule Knipping(BEL)	7-21-94
48	61.01	Mary Libal(OR)	8- 8-97
48	57.60	Phil Raschker(GA)	7-22-95
49	59.68	Paule Knipping(BEL)	7-22-96
	62.27	Shirley Matson(CA)	9- 8-90
50	58.51	Marge Allison(NZL)	7-22-95
	61.89	Phil Raschker(GA)	7-26-97
51	61.11	Barbara Blurton(GBR)	7-13-01
	63.7	Irene Obera(CA)	5-18-85
52	61.82	Brunhilde Hoffmann(GER)	6-29-92
	65.1	Irene Obera(CA)	7- 5-86

53	63.0	Brunhilde Hoffmann(GER)	7- 8-93
	64.63	Irene Obera(CA)	11-29-87
54	62.8	Irene Obera(CA)	10-22-88
55	64.2	Anne Stobauss(AUS)	11-16-96
	65.29	Kemisole Solwazi(CA)	4- 8-95
	65.86	Brunhilde Hoffmann(GER)	8-19-95
56	66.04	Carolyn Sue Cappetta(MA)	8-14-92
	65.83	Peggy MacIver(AUS)	7-13-01
57	66.35	Carolyn Sue Cappetta(MA)	10-16-93
	65.35	Anne Stobauss(AUS)	8- 7-99
58	67.91	Carolyn Sue Cappetta(MA)	8-12-94
59	66.96	Brunhilde Hoffmann(GER)	9-16-98
	67.38	Kemisole Solwazi(CA)	8- 7-99
	67.39i	Carolyn Sue Cappetta(MA)	2-25-95
60	68.17	Anne Stobauss(AUS)	7-13-01
	69.21	Jeanne Hoagland(CA)	7-26-97
61	67.80	Irene Obera(CA)	7-22-95
62	67.97	Ann Cooper(AUS)	7-27-91
	68.34	Diane Palmason(WA)	8-11-00
63	70.09	Irene Obera(CA)	7-26-97
64	71.60i	Carolyn Sue Cappetta(MA)	3-25-00
65	71.45	Carolyn Sue Cappetta(MA)	7-13-01
66	73.71	Anna Mangler(GER)	8- 5-89
	77.87	Betty Vosburgh(GA)	8- 8-97
67	75.63	Paula Schneiderhan(GER)	8- 8-97
	79.96	Sumi Onodera(CA)	7-22-95
68	74.73	Jean Horne(CAN)	7-13-01
	83.06i	Sumi Onodera(CA)	3-22-97
69	74.73	Paula Schneiderhan(GER)	7-27-91
	83.40h	Sumi Onodera(CA)	7-25-97
70	79.14	Anna Mangler(GER)	10-16-93
	84.56	Sumiye Leonard(CA)	6-28-98
71	80.5	Audrey Reid(RSA)	4- 5-86
	83.8	Patricia Peterson(NY)	7-26-97
72	79.49	Anna Mangler(GER)	7-22-95
	82.52	Patricia Peterson(NY)	7-31-98
73	84.23	Polly Clarke(CO)	9-28-83
74	88.58	Polly Clarke(CO)	9- 2-84
75	89.62	Polly Clarke(CO)	8-25-85
76	90.02	Paula Schneiderhan(GER)	9-16-98
77	91.1	Polly Clarke(CO)	7-20-86
	88.42	Paula Schneiderhan(GER)	8- 7-99
	95.70	Polly Clarke(CO)	6-25-88
78	96.7	Polly Clarke(CO)	8-12-88
79	98.48	Polly Clarke(CO)	8- 5-89
80	1.40.45	Polly Clarke(CO)	8- 3-90
81	1.49.86	Britta Tibbling(SWE)	8- 7-99
	2:07.20	Pearl Mehl(CO)	7- 7-95
82	2:09.08	Nora Wedemo(SWE)	7-22-95
	2:20.51	Pearl Mehl(CO)	8-16-96
83	1:58.88	Rosario Iglesias(MEX)	10-16-93
	2:21.5	Anna Ward(MO)	5-30-88
84	2:02.47	Rosario Iglesias(MEX)	7-22-95
	2:36.50	Anna Ward(MO)	6-22-89
85	2:31.2	Ivy Granstrom(CAN)	10-25-96
	2:50.3	Mary Ames(CA)	7-17-88
86	2:13.66	Rosario Iglesias(MEX)	7-26-97
	2:57.4	Mary Ames(CA)	5- 7-89
87	2:28.79	Ivy Granstrom(CAN)	6-19-99
88	2:46.43	Ivy Granstrom(CAN)	8-11-00
	3:54.3	Marion Higgins(CA)	6-28-81
89	2:46.16	Rosario Iglesias(MEX)	8-20-00
90	3:06.85	Rosario Iglesias(MEX)	7-13-01
92	3:45.62	Bertha Holt(OR)	6-29-96

### 800 METERS

35	1:57.25	Doina Melinte(ROM)	6-28-92
	1:58.48	Joetta Clark(US)	8-16-97
36	1:56.53	Lyubov Gurina(URS)	7-30-94
	1:57.84	Joetta Clark(US)	8- 8-98
37	1:57.76	Lyubov Gurina(URS)	7-22-95
	1:58.08	Regina Jacobs(US)	6-24-00
38	1:58.70h	Lyubov Gurina(URS)	8-11-95
	1:58.7	Ileana Silai(ROM)	8-21-80
	1:59.78	Ruth Wysocki(CA)	8-23-95
39	1:58.90	Lyubov Gurina(URS)	7- 8-97
	2:00.20	Ruth Wysocki(CA)	4- 9-96
40	1:59.59	Lyubov Gurina(URS)	8-18-97
	2:03.95	Ruth Wysocki(CA)	5- 3-97

41	2:01.59i	Y. Podkopayeva(URS)	2- 6-94
	2:15.07	Rose Monday(CA)	8-12-00
42	1:59.25	Y. Podkopayeva(URS)	6-30-94
	2:18.6	Diana Heil(CA)	5- 7-00
43	2:03.98i	Y. Podkopayeva(URS)	2-24-96
	2:19.4	Laurie Binder(CA)	8- 1-91
44	2:02.14i	Y. Podkopayeva(URS)	2-18-97
	2:21.75	Dee Dee Grafius(CA)	8-13-93
45	2:14.92	Barbara Blurton(GBR)	2-16-96
	2:18.87	Dee Dee Grafius(CA)	5-14-94
46	2:02.82	Y. Podkopayeva(URS)	6-28-98
	2:20.67	Dee Dee Grafius(CA)	7-18-95
47	2:13.13	Jeanette Flynn(AUS)	2-13-99
	2:25.95	Marilyn Harbin(CA)	3-10-85
48	2:18.72	Dee Dee Grafius(CA)	7-12-97
49	2:17.69	Barbara Lehmann(GER)	8- 9-91
	2:26.6	Shirley Matson(CA)	9- 8-90
50	2:21.05	Barbara Lehmann(GER)	5-23-92
	2:21.98	Dee Dee Grafius(CA)	4-17-99
51	2:21.70	Barbara Lehmann(GER)	7-10-93
	2:25.29	Shirley Matson(CA)	8-15-92
52	2:21.9	Carolyn Oxtan(GBR)	7-24-96
	2:33.9	Yvette La Vigne(CA)	6-13-92
53	2:26.69	Pat Ann Gallagher(GBR)	8- 3-99
	2:30.47	Lynn Natfel(CA)	7-27-98
54	2:33.59i	Gerda Van Kooten(HOL)	2-13-94
	2:34.43	Lynn Natfel(CA)	7-13-01
55	2:22.47	Carolyn Oxtan(GBR)	8-30-98
	2:30.53	Jane Arnold(CT)	6- 8-96
56	2:33.40	Diane Palmason(CAN)	8-13-94
	2:39.7	Vicky Bigelow(CA)	7-18-92
57	2:32.17	Diane Palmason(CAN)	7-18-95
	2:40.44	Rae Baymiller(NY)	7- 7-01
58	2:32.44	Anne Stobauss(AUS)	8- 3-99
	2:49.9	Joyce Hals(MA)	7-13-91
59	2:43.35	Gerda Van Kooten(HOL)	9-18-98
	2:47.39	Joyce Hals(MA)	7-21-91
60	2:36.94	Gerda Van Kooten(HOL)	8- 3-99
	2:41.01	eanne Hoagland(CA)	7-22-97
61	2:45.18i	Gerda Van Kooten(NED)	3-11-01
	2:51.28	Vicky Bigelow(CA)	8-22-96
62	2:40.58	Diane Palmason(WA)	8-18-00
63	2:40.91	Carolyn Sue Cappetta(MA)	8- 3-99
64	2:49.42	Jean Horne(CAN)	7-22-97
	2:57.60	Jeanne Dapruno(GA)	5- 5-01
	2:57.6	Vicky Bigelow(CA)	5-20-00
65	2:48.82	Jeanne Dapruno(GA)	10-09-01
66	2:51.41	Jean Horne(CAN)	8- 3-99
	3:10.65	Suzi Macleod(OR)	8-12-00
67	3:00.60	Jean Horne(CAN)	8-18-00
	3:11.78	Sumi Onodera(CA)	7- 8-95
68	3:03.14	Gerry Davidson(CA)	7-23-89
69	3:12.98	Sumi Onodera(CA)	7-22-97
70	3:13.66	Nina Naumenko(URS)	7-18-95
71	3:20.71	Sumiye Leonard(CA)	8-13-98
72	3:10.72	Nina Naumenko(URS)	7-26-96
	3:28.1i	Toshiko D'Elia(NJ)	3-17-01
72	3:26.53	Hazel Cameron(CAN)	8-22-96
	3:30.0	Polly Clarke(CO)	8- 8-82
73	3:17.88	Nina Naumenko(URS)	9-18-98
	3:34.69	Polly Clarke(CO)	9-24-83
74	3:32.29	Johanna Luther(GER)	11-29-87
	3:43.85i	Louise Adams(CO)	3-31-96
75	3:32.98	Johanna Luther(GER)	8- 1-89
	3:37.19	Pearl Mehl(CO)	9- 2-89
76	3:52.09	Polly Clarke(CO)	7-18-86
77	3:39.25	Johanna Luther(GER)	7-21-91
	3:58.41	Pearl Mehl(CO)	9- 1-91
78	3:58.5	Bess James(CA)	6-18-88
79	4:15.07	Bess James(CA)	8- 1-89
80	3:54.81	Johanna Luther(GER)	10-10-93
	4:09.77	Gerry Davidson(CA)	9-29-01
81	4:03.47	Lenore Marvin(CAN)	7- 9-01
	5:51.51	Pearl Mehl(CO)	7-18-95
82	4:48.59	Ivy Granstrom(CAN)	10-10-93
	5:11.81	Mary Haines(CT)	7-22-97
83	4:23.48	Rosario Iglesias(MEX)	10-10-93
	5:12	Anne Clarke(IL)	7-10-93
84	4:31.35	Rosario Iglesias(MEX)	7-18-95
	5:50.2	Hulda Crooks(CA)	7-13-80

85	5:08.1	Ivy Granstrom(CAN)	6-14-97
	6:14.1	Mary Ames(CA)	9- 3-88
86	5:00.58	Rosario Iglesias(MEX)	7-22-97
	6:38.6	Mary Ames(CA)	6-18-89
87	5:31.12	Rosario Iglesias(MEX)	8- 1-98
88	6:18.29	Rosario Iglesias(MEX)	8- 3-99
	7:28.6	Eula Weaver(CA)	6-26-77
89	6:59.58i	Ivy Granstrom(CAN)	3-27-01
90	6:59.18	Rosario Iglesias(MEX)	7- 9-01

### 1500 METERS

35	3:57.73	Maricica Puica(ROM)	8-30-85
	4:02.29	Regina Jacobs(US)	6-27-98
36	3:59.35	Violeta Szekeley(ROM)	7-20-01
	4:00.35	Regina Jacobs(US)	8-21-99
37	3:58.5	Ileana Silai(ROM)	6-16-79
	4:01.01	Regina Jacobs(US)	7-16-00
38	4:03.0	Ileana Silai(ROM)	8- 1-80
	4:03.08i	Mary Slaney(OR)	2-28-97
39	4:06.31	Y. Podkopayeva(URS)	3- 1-92
	4:07.6	Ruth Wysocki(CA)	5-11-96
40	4:02.03	Y. Podkopayeva(URS)	8- 8-92
	4:08.69	Ruth Wysocki(CA)	5-18-97
41	4:02.48	Y. Podkopayeva(URS)	8- 7-93
	4:38.73	C. Urish-mclatchie(TX)	10-16-93
42	3:59.78	Y. Podkopayeva(URS)	6-19-99
	4:39.8	Miki Gorman(CA)	9- 3-77
43	4:03.43	Y. Podkopayeva(URS)	7-25-95
	4:47.3	Sandra Knott(OH)	1-14-81
44	4:02.76	Y. Podkopayeva(URS)	7- 9-96
	4:51.8	C. Urish-mclatchie(TX)	5-24-96
45	4:13.27	Y. Podkopayeva(URS)	6-25-97
	4:48.19	Jean Colman(CA)	8- 5-89
46	4:33.29	Jeanette Flynn(AUS)	12-13-97
	4:53.59	Carol Flexer(WA)	8- 5-89
47			



71	6:39.04	Britta Tibbling(SWE)	7-22-89
	6:47.46i	Toshiko D'Elia(NJ)	2-11-01
72	6:58.10	Hazel Cameron(CAN)	8-24-96
	7:03.00	Louise Adams(CO)	8-14-94
73	6:41.62	Nina Naumenko(URS)	9-14-98
	7:05.37	Algene Williams(IL)	8- 5-89
74	6:36.04	Nina Naumenko(URS)	8- 7-99
	7:29.8	Gerry Davidson(CA)	4-23-95
75	6:42.13	Nina Naumenko(URS)	7-10-00
	7:42.30	Bess James(CA)	6-29-85
76	7:09.72	Johanna Luther(GER)	8- 5-89
	8:02.42	Pearl Mehl(CO)	8- 5-90
77	7:06.13	Johanna Luther(GER)	7-27-91
	7:47.35	Gerry Davidson(CA)	7-11-98
78	8:19.26	Gerry Davidson(CA)	9-18-99
79	8:11.8	Anne Clarke(IL)	7- 8-89
80	7:32.22	Johanna Luther(GER)	10-16-93
	8:29.35	Gerry Davidson(CA)	7-13-01
81	8:17.30	Lenore Marvin(CAN)	7-13-01
	8:36.90	Anne Clarke(IL)	7-27-91
82	9:05.8	Anne Clarke(IL)	7-11-92
83	8:47.41	Rosario Iglesias(MEX)	10-16-93
	11:09.2	Anna Ward(MO)	5-30-88
84	8:54.71	Rosario Iglesias(MEX)	7-22-95
	11:33.0	Hulda Crooks(CA)	7-12-80
85	10:33.40	Ivy Granstrom(CAN)	7-26-97
	11:43.2	Anna Ward(MO)	6- 2-90
86	10:55.5	Ivy Granstrom(CAN)	6-19-98
	12:49.81	Marilla Salisbury(CA)	9-18-93
88	13:06.03	Ivy Granstrom(CAN)	7- 1-00
	16:34.6	Eula Weaver(CA)	6-26-77
90	17:15	Eula Weaver(CA)	8-18-79

Pending marks  
46 p4:05.44

## ONE MILE

35	4:17.33	Maricica Puica(ROM)	8-21-85
	4:20.93	Regina Jacobs(US)	7-20-98
36	4:22.11	Maricica Puica(ROM)	9- 5-86
	4:24.04i	Regina Jacobs(US)	2- 4-00
37	4:41.33i	Maricica Puica(ROM)	2-13-88
	4:42.15i	Regina Jacobs(CA)	2- 2-01
38	4:26.10	Mary Slaney(OR)	4-26-97
39	4:29.44	Lyubov Gurina(URS)	8-10-96
	5:17.07i	Janice Morra(NY)	3-28-98
40	4:23.78	Y. Podkopayeva(URS)	6- 9-93
	4:54.69	Doris Heritage(WA)	4-23-83
41	4:28.75	Y. Podkopayeva(URS)	9-10-93
	5:05.34i	Rose Monday(CA)	3-24-01
42	5:04.5	Pat Ann Gallagher(GBR)	12- 6-87
	5:15.0	Sandra Knott(OH)	6-21-80
43	4:54.0	Laurie Binder(CA)	8- 8-91
44	4:26.69	Y. Podkopayeva(URS)	8-14-96
	5:06.95i	Patti Ford(NY)	3-25-00
45	4:48.42	Y. Podkopayeva(URS)	9-13-97
	5:18.10i	Patti Ford(NY)	1-20-01
46	5:19.9	Elaine Statham(GBR)	9-16-90
	5:21.5	Carol Flexer(WA)	7-19-89
47	5:14.7	Sandra Knott(OH)	8- 3-85
48	5:03.18	Maureen De St Croix(CAN)	6-23-01
	5:34.4i	Vicky Bigelow(CA)	3- 2-84
49	5:20.99i	Kathryn Martin(CAN)	3-24-01
	5:32.09i	Carolyn Smith-hanna(NY)	3-25-00
50	5:23.30	Carolyn Smith-hanna(NY)	6-23-01
51	5:29.39	Jeanne Hoagland(CA)	12- 6-87
52	5:38.52i	Chris Stockdale(GBR)	2-22-97
	5:50.4i	Mila Kania(NY)	3-18-84
53	5:44.35i	Chris Stockdale(GBR)	3-22-97
	5:50.26i	Jo Marchetti(CT)	3-30-96
54	5:45.73i	Joan Ottaway(CA)	2-13-99
55	5:35.0	Gerda Van Kooten(HOL)	4-26-94
	5:50.6	Margaret Miller(CA)	2- 7-81
56	5:32.7	Cornie Keijzers(HOL)	6-16-98
	5:46.8	Shirley Matson(CA)	7-26-97
57	6:20.41	Anne Trigg(FL)	1- 2-82
58	6:15.71	Marie Michelsohn(NY)	9- 2-00
59	5:57.99i	Marie Michelsohn(NY)	3-24-01
60	6:09.38	Yvette Lavigne(CA)	5-28-00

61	6:42.90	Elizabeth Szawlowski(MA)	6-24-94
	6:23.23	Jeanne Hoagland(CA)	5-20-99
62	6:24.8	Joselyn Ross(GBR)	9-18-91
	6:35	Pat Dixon(OR)	7-23-82
64	6:41.0	Jeanne Daprano(GA)	5- 5-01
65	6:25.2	Jeanne Daprano(GA)	10-10-01
66	6:55.6	Pat Dixon(OR)	6-22-85
67	6:59.89i	Toshiko D'Elia(NJ)	3-22-97
68	7:11.10	Pat Dixon(OR)	12- 6-87
69	7:13.86i	Toshiko D'Elia(NJ)	3-27-99
70	7:26.0	Pat Dixon(OR)	6-24-89
71	7:19.44i	Toshiko D'Elia(NJ)	3-24-01
72	8:18.2i	Margaret Lopez(NJ)	3-24-84
73	7:29.22i	Pearl Mehl(CO)	3-28-87
74	8:06.38i	Louise Adams(CO)	3-30-96
75	8:26.29i	Louise Adams(CO)	3-22-97
76	8:58.8	Ivy Granstrom(CAN)	10-18-87
	13:14	Marilla Salisbury(CA)	6- 7-84
78	10:04.0i	Mary Varani(MI)	3-23-96
79	12:57.0	Marilla Salisbury(CA)	7-11-87
80	9:49.40	Ivy Granstrom(CAN)	5-31-92
82	13:27.51i	Pearl Mehl(CO)	3-30-96
84	12:03.93i	Ivy Granstrom(CAN)	3-30-96
86	11:54.42	Ivy Granstrom(CAN)	6-27-98
87	13:00.96i	Ivy Granstrom(CAN)	3-27-99
88	14:33.82	Ivy Granstrom(CAN)	7- 1-00

Pending marks

39	p4:37.73	Ruth Wysocki(CA)	- -96
61	p6:42.13	Connie Shaw(CAN)	6- 8-89
77	p14:48.4	Ellen Julius(FL)	10-25-88

## 3000 METERS

35	8:27.83	Maricica Puica(ROM)	9- 7-85
	8:39.14i	Regina Jacobs(US)	3- 5-99
36	8:31.08	Regina Jacobs(US)	8- -99
37	8:39.45	Maricica Puica(ROM)	9- 1-87
	8:42.55	Regina Jacobs(US)	6-25-00
38	8:56.55	Ruth Wysocki(CA)	8-27-95
39	9:08.4	Mary Slaney(OR)	6- -98
40	9:11.2	Joyce Smith(GBR)	4-30-78
	9:59.0	Laurie Binder(CA)	7-30-88
41	9:54.4	Inge Pfeiffer(GER)	5- 9-81
	10:04	Miki Gorman(CA)	5-22-77
42	9:40.2	Joyce Smith(GBR)	4-19-80
	10:15.4i	Nancy Oshier(NY)	1-27-91
43	9:50.4	Laurie Binder(CA)	9- 8-90
44	10:04.93i	Patti Ford(NY)	3-24-00
45	9:11.67i	Nicole Leveque(FRA)	2-11-96
	10:46.6i	Barbara Pike(MA)	12-13-86
46	9:34.7	Joyce Smith(GBR)	9-15-84
	10:19.4	Joan Colman(CA)	9- 8-90
47	9:45.6	Joyce Smith(GBR)	6-30-85
	10:53.2	Linda Sippelle(PA)	6-11-82
48	10:00.6	Joyce Smith(GBR)	8-24-86
	10:30.24i	Katie Martin(CA)	3-18-00
49	10:16.98	Barbara Lehmann(GER)	6-21-91
	10:30.4	Shirley Matson(CA)	9- 8-90
50	10:11.5	Jutta Pedersen(SWE)	9-16-97
	10:44.0i	Joan Ottaway(CA)	2-12-95
51	10:17.53i	Pat Ann Gallagher(GBR)	2- 1-97
	11:01.0	Gina Faust(CA)	8- 6-88
52	10:24.01	Edeltraud Pohl(GER)	8-25-88
	11:41.8	Gloria Brown(NY)	8- 4-84
53	10:39.18	Rona Fredericks(GER)	5-22-93
	12:12.2	Kay Willoughby(CA)	9-16-89
54	10:56.76	Edeltraud Pohl(GER)	6- 5-91
	11:14.6	Vicky Bigelow(CA)	9-16-89
55	10:47.94	Edeltraud Pohl(GER)	8-29-91
	11:05.1	Shirley Matson(CA)	9- 8-96
56	11:08.2	Joan Ottaway(CA)	5-20-00
	11:06.97	Edeltraud Pohl(GER)	5-25-94
	12:30.8i	Ruth Droege(US)	3- 8-86
58	11:45.94i	Molly Turner(CAN)	4- 5-92
	12:15.71i	Carrie Parsi(MA)	3-21-97
59	11:20.06	Edeltraud Pohl(GER)	5-14-96
	11:20.2	Marion Irvine(CA)	9-16-89
60	12:01.65	Denise Alfvoet(BEL)	5-16-96
	12:25.6	Margaret Miller(CA)	7-23-86

61	11:43.35i	Rona Fredericks(GER)	3- 8-01
	12:26.8	Vicky Bigelow(CA)	9- 8-96
62	12:22.6	Lydia Backes(GER)	8- 6-88
	14:29.2	Kit Pickles(CA)	7-30-88
63	12:25.28	M. Czerwenka-vogel(GER)	4-20-94
	14:23.82i	Mary Harada(US)	3-26-99
64	12:57.0	Jaclyn Caselli(CA)	7-20-85
65	12:35.49	M. Czerwenka-vogel(GER)	5- 3-95
	13:15.6	Jaclyn Caselli(CA)	7- 6-86
66	12:32.44	M. Czerwenka-vogel(GER)	6- 6-96
	13:33.2	Jaclyn Caselli(CA)	7-18-87
67	12:52.15	M. Czerwenka-vogel(GER)	6- 8-97
	13:34.6	Lenore Marvin( )	12-10-87
68	13:49.0	Pat Dixon(OR)	7-24-87
69	13:48.4	Josefa Vocos(ARG)	11-24-95
	15:30.0	Judy Simon(CA)	8-10-85
70	13:27.8i	Nina Naumenko(URS)	4- 5-96
	15:15.10i	Ellen McCoy(MN)	3-24-91
71	14:25.2	Johanna Luther(GER)	9-22-84
	15:01.41	Pat Dixon(OR)	6-23-90
72	14:47.4	Johanna Luther(GER)	4-10-86
	17:33.94	Marie Stafford(OR)	6-21-92
73	15:27.4	Ivy Granstrom(CAN)	7-27-85
	15:29.51i	Louise Adams(CO)	2-26-95
74	14:48.0	Johanna Luther(GER)	12- 9-87
	15:41.13	Louise Adams(CO)	3-29-96
75	15:41.66i	Louise Adams(CO)	3-21-97
	16:58.2	Algene Williams(IL)	7-11-92
77	13:33.0	Berta Hielscher(GER)	9-13-86
	20:27.0i	Pearl Mehl(CO)	3-24-91
78	19:17.80i	Judith Kazdan(CAN)	3-14-98
	20:55.2Yi	Mary Varani(MI)	3-23-96
79	21:31.39	Gerry Davidson(CA)	9-16-00
	80:18.20i	Anne Clarke(IL)	7- 7-90
82	26:53.20i	Pearl Mehl(CO)	3-29-96
84	23:41.32i	Ivy Granstrom(CAN)	3-29-96
	25:09.0	Mary Ames(CA)	5-30-87
	85:25:29.6	Mary Ames(CA)	4-30-88
	86:24:08.62	Ivy Granstrom(CAN)	6-28-98
	87:25:04.17	Ivy Granstrom(CAN)	6-19-99

Pending marks  
42 p9:22.6  
43 p9:25.62  
53 p11:38

Evy Palm(SWE)	- 84
Evy Palm(SWE)	- 85
Zofia Turosz(CT)	7-14-91

## TWO MILES

35	10:24.13i	C. Urish-mclatchie(TX)	3-29-87
	11:54.4i	Rita Doherty(MA)	2- 8-85
37	12:20.01i	Rita Doherty(MA)	3-24-85
38	11:23	Judy Fox(CA)	11- 3-78
	11:39.6i	Nina Kuscsik(US)	1-11-78
40	11:09i	Barbara Pike(CA)	3-28-82
41	10:39.6	C. Urish-mclatchie(TX)	7-16-93
42	11:38.0	Linda Sippelle(DC)	8-29-77
43	10:36	Laurie Binder(CA)	7-18-91
44	11:35.7i	Carrie Parsi(MA)	2- 5-83
45	11:43.0	Mary Czarapata(WI)	9-13-80
46	11:50	Mary Czarapata(WI)	9-10-81
47	14:50i	Beverly Nolan(MA)	3-28-82
48	13:10.35i	Mary Cullen(TX)	3-29-87
49	12:48i	Chris McKenzie(NY)	3-29-81
50	11:57.4i	Mila Kania(NY)	3-14-82
51	12:52.2i	Ruth Anderson(CA)	2-22-81
52	13:37.2i	Mila Kania(NY)	3-24-84
53	12:27	Janet Grenda(NY)	3-15-80
54	12:13.0	Margaret Miller(CA)	6- 7-80
55	13:41	Melba Hatch(MI)	5-20-84
57	13:46	Melba Hatch(MI)	7-23-85
58	13:06.0i	Gladys Lehman(CA)	2-22-81
59	15:20.2	Marcia McChesney(OR)	6-16-89
61	19:48	Florence Fawley(OH)	5-27-84
62	20:04	June Barnes(OH)	5-27-84
63	14:59i	Ernestine Yeomans(CAN)	2-20-83
64	18:21i	Ernestine Yeomans(CAN)	1- 8-84
65	19:13.0	Ruth Luff(WI)	6-20-92
66	18:12.4i	Adrienne Salmimi(NM)	3-14-82
67	19:03.0i	Adrienne Salmimi(NM)	3-20-83
69	16:37.2i	Pearl Mehl(CO)	2-19-84

70	16:24.i	Pearl Mehl(CO)	2-17-85
71	19:23.2	Ivy Granstrom(CAN)	6-25-83
	25:22.1	Edna Berg(MT)	1-11-87
72	17:40.0i	Margaret Lopez(NJ)	3-24-84
73	15:30.0i	Pearl Mehl(CO)	3-29-87
74	26:34.	Marilla Salisbury(CA)	8-23-81
75	27:30.	Marilla Salisbury(CA)	7-26-83
76	27:39.	Marilla Salisbury(CA)	6- 7-84
78	20:55.2i	Mary Varani(MI)	3-23-96
80	21:18.6	Ivy Granstrom(CAN)	6-28-92

## 5000 METERS

35	14:52.49	Regina Jacobs(US)	7- 4-98
36	15:23.48	Maricica Puica(ROM)	7-19-87
	15:24.80	Regina Jacobs(US)	6-24-99
37	14:45.35	Regina Jacobs(US)	7-21-00
38	15:20.97	Tamara Koba(UKR)	6-24-95
	16:18.54	Kim Jones(WA)	8-15-96
39	15:23.72	Mary Slaney(OR)	5-31-98
40	15:20.59	Elena Fidatov(ROM)	8- 7-00
	16:02.27	Carmen Troncoso(TX)	11-23-99
	16:05.68	Carmen Troncoso(TX)	7-17-00
42	16:08.13	Evy Palm(SWE)	9-29-84
	17:42.61	Barbara Acosta(CA)	8-10-00
43	15:51.7	Nicole Leveque(FRA)	6-12-94
	17:35.	Shirley Matson(CA)	8-25-84
44	15:58.16	Nicole Leveque(FRA)	7- 1-95
	17:42.69	Mary Wood(CO)	7-22-89
45	15:55.71	Nicole Leveque(FRA)	6- 1-96
	7:45.03	Joan Colman(CA)	8- 4-89
46	17:43.55	Els Raap(HOL)	6-12-93
	18:01.78	Carol Flexer(WA)	8- 4-89
47			

25:27.0	Louise Adams(CO)	8-11-93
72 24:57.43	Giuseppina Gurtner(SUI)	7-22-97
25:09.94	Louise Adams(CO)	8-11-94
73 25:08.5	Johanna Luther(GER)	4-11-87
25:23.79	Algene Williams(IL)	8- 4- 89
74 24:31.92	Nina Naumenko(URS)	7-31-99
27:22.40	Louise Adams(CO)	8-23-96
75 25:14.44	Nina Naumenko(URS)	7-12-00
27:10.76	Algene Williams(IL)	7-25-91
76 25:32.33	Johanna Luther(GER)	9- 2- 89
28:46.4	Gerry Davidson(CA)	10- 4- 97
77 26:00.20	Johanna Luther(GER)	7-13-91
28:47.41	Gerry Davidson(CA)	7-30-98
78 27:55.7	Johanna Luther(GER)	8- 1- 92
28:14.29	Louise Adams(CO)	8-19-00
79 28:51.24	Lenore Marvin(CAN)	7-31-99
29:48.59	Gerry Davidson(CA)	8-10-00
80 28:32.67	Johanna Luther(GER)	10-11-93
29:30.02	Gerry Davidson(CA)	7- 6- 01
81 29:15.88	Lenore Marvin(CAN)	7- 6- 01
30:59.08	Anne Clarke(IL)	7-25-91
82 32:56.74	Ivy Granstrom(CAN)	8- 5- 94
36:26.31	Mary Haines(CT)	7-22-97
83 35:30.31	Ivy Granstrom(CAN)	7- 6- 95
39:09	Mary Ames(CA)	2-14-87
84 34:55.97	Ivy Granstrom(CAN)	8-11-96
40:05	Mary Ames(CA)	5-30-87
85 39:23.38	Ivy Granstrom(CAN)	7-22-97
41:56.2	Mary Ames(CA)	4-30-88
86 37:02.30	Matsue Nishiyama(JPN)	10-11-93
55:24.60	Mary Haines(CT)	7- 6- 01
87 42:50.86	Ivy Granstrom(CAN)	6-20-99
89 54:15.68	Ivy Granstrom(CAN)	3-25-01

## 10,000 METERS

35 31:20.28	Ingrid Kristiansen(NOR)	8-10-91
31:35.52	F. Larrieu-smith(TX)	9-30-88
36 32:19.50	Zoya Ivanova(URS)	7- 2- 88
34:07.8	Pat Storey(CA)	3-23-85
37 32:26.41	Lynn Jennings(NH)	7-13-97
38 31:28.92	F. Larrieu-smith(TX)	4- 4- 91
39 33:34.7	Priscilla Welch(GBR)	6- 2- 84
36:00.3	Judy Fox(CA)	6-27-80
40 33:50.02	Britgit Bringslid(SWE)	8- 3- 86
33:56.44	Carmen Troncoso(TX)	4-17-99
41 35:15.10	Doris Schlosser(GER)	7-11-86
37:49.63	Dawn Welch(OR)	8- 4- 89
42 34:26.4	Joyce Smith(GBR)	2-27-80
35:45.6	Miki Gorman(CA)	9- 3- 77
43 32:12.07	Nicole Leveque(FRA)	8-13-94
36:21.9	Miki Gorman(CA)	7-27-79
44 32:47.25	Evy Palm(SWE)	7- 5- 86
36:17.60	Mary Wood(CO)	8- 4- 89
45 32:38.54	Nicole Leveque(FRA)	6-15-96
39:31.07	Marina Jones(CA)	8- 9- 97
46 32:34.05	Evy Palm(SWE)	9- 4- 88
38:52.28	Mary Wood(CO)	7-21-91
47 33:06.97	Nicole Leveque(FRA)	7-17-98
38:10.89	Joan Colman-ottaway(CA)	7-21-91
48 35:35.5	Bernardine Portenski(NZL)	3- 1- 98
38:19.8	Vicky Bigelow(CA)	8-21-83
49 36:57.25	Bernardine Portenski(NZL)	3- 7- 99
40:38.2	Dorothy Stock(CA)	6-19-82
50 36:44.47	Jutta Pedersen(SWE)	7-19-97
39:38.09	Mary Wood(CO)	7-18-95
51 36:51.6	Edeltraud Pohl(GER)	6-21-88
37:38.67	Shirley Matson(CA)	8-15-92
52 38:12.79	Rona Fredericks(GER)	5- 1- 92
42:38.30	Judy Groombridge(WA)	8-15-92
53 36:51.28	Ursula Odermatt(SUI)	10- 8- 93
38:04.07	Joan Ottaway(CA)	8- 9- 97
54 38:38.44	Edeltraud Pohl(GER)	7- 4- 91
40:13.2	Margaret Miller(CA)	6-22-80
55 37:47.95	Edeltraud Pohl(GER)	5- 6- 92
41:32.2	Toshiko D'Elia(NJ)	8-23-85
56 39:13.9	Edeltraud Pohl(GER)	2-13-93
42:21.96	Toshiko D'Elia(NJ)	7-18-86
57 37:19.11	Ursula Odermatt(SUI)	7-19-97
41:03.92	Joan Ottaway(CA)	7- 9- 01

58 40:03.8	Jean Albury(AUS)	11-28-87
42:39.8	Marion Irvine(CA)	11-28-87
59 39:18.58	Edeltraud Pohl(GER)	6-19-96
40:03.46	Shirley Matson(CA)	8-12-00
60 42:18	Jean Albury(AUS)	4-13-90
43:07.45	Eve Pell(US)	8- 9- 97
61 41:38.00	Edeltraud Pohl(GER)	8-30-97
43:26.17	Marion Irvine(CA)	7-21-91
62 42:51.49	Brigitta Eklund(SWE)	7- 8- 00
44:39.05	Marion Irvine(CA)	8-15-92
63 44:36.96	Brigitta Eklund(SWE)	7- 9- 01
44:51.0	Pat Dixon(OR)	7-16-82
64 44:19.97	M. Czerwenka-vogel(GER)	4-24-95
48:48.8	Jaclyn Caselli(CA)	6-22-85
65 44:21.0	Lieselotte Schultz(GER)	7-16-85
45:42.98	June Machala(WA)	8-17-96
66 44:57.32	M. Czerwenka-vogel(GER)	7-21-96
66:10.2	Amy Ernst(US)	5-30-88
67 44:30.97	Lieselotte Schultz(GER)	8-13-87
52:46.38	Althea Wetherbee(NY)	7-18-86
68 46:25.02	M. Czerwenka-vogel(GER)	9-23-98
49:58.20	Pat Dixon(OR)	8-14-87
69 48:04.21	Lieselotte Schultz(GER)	9-29-89
64:52	Bess James(CA)	8-18-79
70 48:33.8	Jose Waller(GBR)	6- 7- 92
49:39.15	Toshiko D'Elia(NJ)	8-12-00
71 48:10.98	Jose Waller(GBR)	7-17-93
50:54	Mary Varani(MI)	6-24-89
72 52:17.28	Louise Adams(CO)	8-13-94
73 52:52.00	Edith Mary Mercier(NZL)	2-28-96
53:36.45	Algene Williams(IL)	8- 4- 89
74 50:43.43	Nina Naumenko(URS)	8- 3- 99
62:45.70	Bess James(CA)	9-25-83
75 52:08.73	Nina Naumenko(URS)	7- 8- 00
56:59.33	Algene Williams(IL)	7-21-91
76 64:58.0	Ivy Granstrom(CAN)	11-28-87
67:35.18	Dawn Russell(OR)	7- 9- 01
77 53:13.63	Johanna Luther(GER)	7-21-91
64:28.64	Louise Adams(CO)	8- 3- 99
78 56:39.06	Johanna Luther(GER)	7- 3- 92
79 60:23.54	Lenore Marvin(CAN)	8- 3- 99
93:46.4	Marilla Salisbury(CA)	8- 1- 87
80 58:40.03	Johanna Luther(GER)	10- 8- 93
1:47.2	Marilla Salisbury(CA)	11-28-87
81 65:47.2	Anne Clarke(IL)	7- 6- 91
82 73:33.0	Ivy Granstrom(CAN)	8-13-94
83 76:32.04	Ivy Granstrom(CAN)	7- 8- 95
84 84:43.0	Mary Ames(CA)	7-11-87
85 95:17.92	Ivy Granstrom(CAN)	7-19-97
106:57.50	Mary Haines(CT)	8- 3- 99
86 1:57:53.18	Mary Haines(CT)	7- 9- 01
88 86:55.70	Ivy Granstrom(CAN)	7- 3- 00

### Pending marks

36 p32:00.24	Tatyana Pozdnyakova(URS)	- 91
36 p32:45.12	Annette Peters(US)	6-21-01
41 p35:50	Miki Gorman(CA)	- 77
49 p36:20.1	Cady Bronwen(GBR)	7- 9- 01

## ONE HOUR RUN

35 9-1044 15.439	Cindy Dalrymple(HI)	7-23-77
10-296 16.364	Allison Fletcher(GBR)	9- 3- 97
9-1124 15.512	Marilyn Pault(OR)	7-20-74
37 10-195 16.272	Zina Marchant(GBR)	3-30-88
9-1607 15.954	Vicki Foltz(US)	6-16-81
38 9-1144 15.530	Magda Vanmol(BEL)	9- 7- 94
9-549 14.986	Judy Groombridge(WA)	7-15-78
39 10-467 16.520	Catharina Segers(BEL)	11-13-99
9-565 15.001	Joni Pendleton(US)	6-17-86
40 10-401 16.460	B. Cardy-wise(GBR)	3- 8- 92
9-515 14.955	Judy Groombridge(WA)	7-10-80
41 9-1322 15.693	Dot Fellows(GBR)	9-17-86
9-1044 15.439	Patricia Thomas(WA)	8-22-81
42 9-1322 15.693	Elaine Statham(GBR)	9-17-86
9-575 15.013	Linda Sipprelle(DC)	10-12-77
43 9-1486 15.843	G. Marie Dehaes(BEL)	10- 4- 96
9-1197 15.579	Linda Sipprelle(DC)	7-29-78
44 9-812 15.227	P. Ketelslegers(BEL)	7-30-92
9-545 14.982	Mary Czarapata(WI)	9-23-79


45 9-1609 15.955	P. Ketelslegers(BEL)	9-24-93
9-376 14.828	Marilyn Harbin(CA)	3-26-83
46 9-876 15.285	P. Ketelslegers(BEL)	9- 7- 94
8-1693 14.423	Ruth Anderson(CA)	6-12-76
47 9-118 14.592	Jacqueline Beelen(BEL)	10- 7- 94
8-1291 14.055	Ruth Anderson(CA)	5-28-77
48 9-374 14.826	Dorothy Stock(CA)	8- 4- 81
49 8-1504 14.250	Dorothy Stock(CA)	8-17-82
50 8-1564 14.305	Nicki Hobson(CA)	4-25-81
51 9-621 15.052	Greet Warnaar(HOL)	9-16-93
8-1909 14.620	Nola Bruhn(WA)	8- 5- 80
52 8-922 13.718	Margaret Miller(CA)	7-29-78
53 8-107 12.973	Barbara Meadows(AZ)	-11-48
54 8-706 13.520	Barbara Meadows(AZ)	11-10-84
55 8-694 13.509	M. Vancaekenberghe(BEL)	9-29-90
8-638 13.458	Barbara Meadows(AZ)	11-30-85
56 7-78 11.337	Violet Leonard(WV)	5- 8- 77
57 8-145 13.007	Lisette Verbeek(BEL)	10- 6- 95
7-128 11.382	Violet Leonard(WV)	5- 6- 78
58 8-1477 14.225	Denise Alfvoe(BEL)	9- 9- 94
7-1021 12.199	Marcie Trent(AK)	7-18-76
59 7-1727 12.845	M. Vancaekenberghe(BEL)	9-16-94
7-550 11.768	Dorothy Stock(CA)	5-20-92
60 8-858 13.659	Denise Alfvoe(BEL)	10- 5- 96
6-1242 10.792	Virginia Hastings(CA)	6-11-85
61 8-10 12.884	Marcie Trent(AK)	7-28-79
62 8-219 13.075	Marcie Trent(AK)	7- 8- 80
63 7-1370 12.518	Marcie Trent(AK)	7-18-81
64 6-496 10.110	Margaret Lee(HI)	7-14-84
65 7-0 11.265	Jaclyn Caselli(CA)	8- 2- 86
66 7-977 12.159	B. De Preter(BEL)	6-10-95
6-1024 10.592	Mary Lahaie(FL)	9-11-82
67 7-1314 12.467	B. De Preter(BEL)	10- 4- 96
7-87 11.345	Gerry Davidson(CA)	6-11-88
68 7-400 11.631	Gerry Davidson(CA)	5-24-89
69 5-397 8.410	Edna Berg(MT)	1-26-85
70 7-175 11.425	B. De Preter(BEL)	10- 1- 99
6-52 9.704	Alice Werbell(CA)	9-14-86
71 6-1371 10.910	Grace Bulger(GBR)	6-16-91
5-5 8.051	Edna Berg(MT)	1-11-87
72 7-439 11.667	Jose Waller(GBR)	6-19-94
73 5-1124 9.075	Felicitas Salazar(CA)	8-17-82
74 5-1431 9.355	Felicitas Salazar(CA)	7-26-83
75 6-1414 10.949	Jose Waller(GBR)	6-15-97
4-74 6.505	Marilla Salisbury(CA)	7-26-83
76 4-167 6.590	Marilla Salisbury(CA)	6- 7- 84
78 3-1449 6.153	Marilla Salisbury(CA)	6-17-86
80 4-180 6.602	Marilla Salisbury(CA)	6-11-88
84 4-668 7.048	Mary Ames(CA)	7-11-87

### Pending marks

56 p7-434 11.662	Laurel Henley(US)	5- 7- 72
------------------	-------------------	----------

## 2000 METER STEEPLECHASE (36")

35 7:05.96	Veronica Boden(GBR)	7-17-94
8:22.89	Sue Grigsby(WA)	8-14-92
36 7:24.89	Jennifer Fisher(BER)	8-22-96
8:10.04	Marilyn Brandt(NY)	8- 4- 95
37 7:48.32	Victoria Adams(NZL)	7-27-91
7:55.84	Marilyn Brandt(NY)	6- 1- 96
38 7:22.34	Sally Young(GBR)	7-17-94
8:05.51	Kim Rupert(CA)	10-13-93
39 7:29.70	Victoria Adams(NZL)	3-13-93
7:58.54	Kim Rupert(CA)	8-12-94
40 7:47.56	Marietjie Ceronio(RSA)	8- 8- 97
41 7:57.65	Jane Holmes(GBR)	8- 5- 89
10:20.96	Susan Ward(CA)	8- 5- 89
42 7:49.41	Maureen De St Croix(CAN)	7-23-95
10:81.81	Kim Rupert(CA)	8- 8- 97
43 7:50.6	Antionette Shaw(AUS)	11-30-91
9:05.83	Shelley Keeling(NY)	7-23-95
44 7:48.8	Antionette Shaw(AUS)	1- 4- 92
8:37.62	Shelley Keeling(NY)	6- 1- 96
45 7:45.96	Joan Colman(CA)	8- 5- 89
46 8:11.88	Judy Warwick(CAN)	7-23-95
13:59.32	Cheryl Kincaid(CA)	7-23-95
47 7:54.19	Margaret Orman(NZL)	8- 5- 89



CINDY ROTHLEY

Barbara Cleveland waits as officials measure her W60 world record pole vault of 2.54 at the Florida State Senior Championships in Poinciana, Dec. 2.

8:06.60	Joan Colman-ottaway(CA)	7-27-91
7:50.2	Joan Colman-ottaway(CA)	7-25-92
49 7:38.08	Margaret Orman(NZL)	7-27-91
50 7:58.2	Margaret Orman(NZL)	3-14-92
8:10.47	Joan Colman-ottaway(CA)	8-12-94
51 7:43.99	Margaret Orman(NZL)	3-13-93
8:15.03	Joan Ottaway(CA)	7- 7- 95
52 8:12.2	Margaret Orman(NZL)	7- 8- 94
10:06.19	Judy Groombridge(WA)	8-14-92
53 10:43.64	Rachel E. Rossouw(RSA)	7-23-95
13:28.79	Jean Moule(OR)	6-19-99
54 10:26.4	Ruth Carrier(CAN)	6- 9- 85
10:28.34	Tami Graf(CA)	6-22-91
55 8:13.4	Margaret Orman(NZL)	3-15-97
9:52.28	Sally Strazdins(US)	8- 5- 89
56 10:06.2	Ruth Carrier(CAN)	8- 2- 87
10:08.14	Madeline Bost(NJ)	8- 3- 96
57 8:52.3	Margaret Orman(NZL)	12- 5- 98
9:39.15	Madeline Bost(NJ)	8-22-96
58 10:10.4	Ruth Carrier(CAN)	6-11-89

59	12:22.27	Alet Ten Tusscher(RSA)	10-13-93
60	11:04.56	Ruth Carrier(CAN)	7-27-91
61	10:29.91	Nan Little(NZL)	4- 2-88
62	11:28.01	Ruth Carrier(CAN)	10-13-93
65	15:46.83	Mitsuko Miura(JPN)	10-13-93
66	12:44.78	Tina Smit(AUS)	4-18-92

## 200 METER STEEPLECHASE (30")

35	6:30.83	Leslie Lehane(MA)	7-31-98
36	7:24.67	Jane Pidgeon(GBR)	7-15-00
	7:58.89	Gail Ledbetter(NV)	8-27-99
37	7:17.78	Jane Pidgeon(GBR)	7-14-01
38	7:34.15	Slavica Poznik(SLV)	9-19-98
	9:15.44	Julie Hilsenteger(OR)	8-11-00
39	7:46.83	Slavica Poznik(SLV)	8- 8-99
40	7:54.85	Slavica Poznik(SLV)	7-15-00
	7:59.59	Sue Grigsby(WA)	7-27-97
41	7:16.82	Elaine Cooper(AUS)	7-14-01
	7:42.55	Dee Ann Dougherty(OR)	8-11-00
42	7:52.40	Teena Colebrook(GBR)	8- 8-99
	9:39.60	Laura Schwartz(OR)	8-11-00
44	8:01.02	Kim Rupert(CA)	8- 8-99
45	7:44.53	Victoria Adams(NZL)	8- 8-99
	11:39.48	Liz Johnson(NC)	7-26-01
46	8:10.07	Olga Mabel Mercado(ARG)	8- 8-99
47	8:08.38	Victoria Adams(NZL)	7-14-01
	8:37.81	Robin Vesey(OR)	6-23-01
48	7:59.15	Josie Heffernan(GBR)	8- 8-99
	10:38.40	Ashley Summer(MD)	8-14-98
49	8:44.83	Ann Jerman(SLV)	7-14-01
	10:00.77	Nancy Cochrane(CA)	9-29-01
50	8:13.92	Judith Stewart(NZL)	8- 8-99
51	9:08.41	Judy Warick(CAN)	8-18-00
52	7:58.78	Loris Reed(NZL)	1-22-00
	8:51.12	Hillen Stubendorff(LA)	7-26-01
53	9:15.64	Anezka Janeckova(CZE)	7-15-00
	10:54.85	Mary C Trotto(NY)	8-11-00
54	8:57.66	Irene Davey(AUS)	7-14-01
	10:25.56	Mary C Trotto(NY)	7-14-01
55	12:27.15	Jean Moule(OR)	6-23-01
56	9:03.34	Marge Allison(NZL)	7-14-01
57	9:10.57	Joan Ottaway(CA)	7-14-01
58	9:01.49	Margaret Orman(NZL)	2- 5-00
	9:19.43	Marie Michelsohn(NY)	7-23-00
59	9:18.23	Magdalena Tomlinson(RSA)	7-14-01
60	10:19.91	Madeline Bost(NJ)	8- 8-99
61	9:20.66	Jan Murray(AUS)	7-14-01
	10:56.98	Madeline Bost(NJ)	7-14-01
62	9:59.23	Sara Urrutia(PUR)	8- 8-99
63	10:17.10	Kimiko Nakamura(JPN)	7-14-01
64	10:35.16	Sara Urrutia(PUR)	7-14-01
65	10:53.95	Dawn Cumming(NZL)	8- 8-99
66	10:30.07	Ana Tebes(ARG)	8- 8-99
67	10:23.82	Ana Tebes(ARG)	11-11-00
72	12:19.45	Shirley Brasher(AUS)	8- 8-99
74	12:30.49	Shirley Brasher(AUS)	7-14-01

### Pending marks

38	p6:51.97	Chantal Dallenbach(FRA)	7-14-01
39	p7:35.79	Loretta Rubini(ITA)	7-15-00
40	p7:23.48	Loretta Rubini(ITA)	7-14-01
43	p7:37.90	Karen Gillium-green(NZL)	7-14-01
49	p8:08.79	Gail Kirkman(NZL)	7-14-01
62	p12:01.00	Jerri Martin(CA)	9-18-99

## 100 METER HURDLES (30"/33")

35	12.47 +0.7	Ludmila Engquist(SWE)	8-21-99
	13.59	Cindy Greiner(US)	8- 1-92
	13.60h	Jane Frederick(CA)	9-26-87
36	13.04	Y. Chernyshova(RUS)	6-19-94
	13.29	Jackie Joyner-kersee(US)	7-19-98
37	12.9	Nadezhda Bodrova(UKR)	7-17-98
	13.70w	Jane Frederick(CA)	6-13-89
38	13.20 +1.2	Clova Court(GBR)	8-29-98

	18.8	Irene Thompson(NY)	7- 5-92
39	14.4	Judy Vernon(GBR)	8-24-85
	14.7	Carmen Brown(US)	8-13-82
40	14.5	Judy Vernon(GBR)	7- 6-86
	15.71	Cherrie Sherrard(CA)	8- 1-79
41	15.4	Cherrie Sherrard(CA)	7-12-80
	19.1	Sharon Bintliff(HI)	3-24-78
42	16.3	Cherrie Sherrard(CA)	7-24-82
44	15.2	Cherrie Sherrard(CA)	7- 3-83
45	15.65	Linda Lowery(GA)	5-10-97
46	17.3	Edith Graff(BEL)	10- 1-88
47	19.27d	Christel Miller(CA)	8- 1-82
51	19.33	Hella Werner(GER)	10- 4-86
52	19.7	Veronica Welgemoed(RSA)	3-23-84
	21.5	Alice Leicht(CA)	9- 8-84
54	20.9	Shirley Kinsey(CA)	8-21-83

### Pending or wind aided marks

47	p16.4	Hella Werner(GER)	- .81
47	p16.9	Verny Falkeborg(DEN)	- .81
49	w15.01	NWI Linda Lowery(GA)	5- 5-01

## 80 METER HURDLES (30")

40	11.66 +1.4	Christine Muller(SWI)	9-16-98
	11.78	Deby Sweezy(CA)	8-12-93
41	11.60 -3.0	Anne Moritz(GER)	7-13-00
	11.86	Deby Sweezy(CA)	8-12-94
42	12.19 +2.0	Jnge Dech(GER)	8-25-95
	12.25	Phil Raschker(GA)	7-30-89
43	12.05h	Judy Vernon(GBR)	7-29-89
	13.1	Phil Raschker(GA)	6- 9-90
44	11.92	Deby Sweezy(CA)	8- 8-97
	12.0	Jan Hynes(AUS)	3-25-89
45	12.34	Rini Hagenaars(HOL)	6- 7-97
	12.5	Cherrie Sherrard(CA)	7-14-84
46	12.2pen	Phil Raschker(GA)	7-10-93
47	12.22	Phil Raschker(GA)	8- 5-94
	12.28	Corrie Roovers(HOL)	7-14-82
48	12.33	Phil Raschker(GA)	7-19-95
	12.34	Corrie Roovers(HOL)	9-28-83
49	12.7	Corrie Roovers(HOL)	6-22-85
	14.9pen	Marlene Sachs(VT)	7-10-93
50	12.68	Phil Raschker(GA)	7-23-97
51	13.22	Wendy Marie Ey(AUS)	7-30-89
	14.7	Christel Miller(CA)	10- 4-86
52	12.91 +0.1	Phil Raschker(GA)	8-27-99
53	13.31	Phil Raschker(GA)	6-10-00
54	13.47 -1.9	Phil Raschker(GA)	7-26-01
55	14.06	Elzbieta Krzesinska(POL)	7-30-89
	15.3hep	Christel Miller(CA)	7-14-90
56	13.30	Corrie Roovers(HOL)	7-20-91
	15.9	Becky Sisley(OR)	6-22-95
57	13.95	Corrie Roovers(HOL)	6-12-93
	16.13p	Christel Miller(CA)	8-13-92
58	13.94 +0.4	Corrie Roovers(HOL)	6- 5-94
	16.56p	Christel Miller(CA)	8-11-93
59	14.74 +1.0	Hella Werner(GER)	7-18-95
	17.67	Christel Miller(CA)	8-12-94
	17.68	Betty Vosburgh(US)	8- 5-90
60	13.89	Corrie Roovers(HOL)	6-15-96
	16.45	Betty Vosburgh(GA)	7-21-91
61	14.30	Corrie Roovers(HOL)	7-24-96
	19.38	Barbara Jordan(VT)	8- 9-97
62	15.18	Leili Kaas(RUS)	7-22-97
	15.19 -0.6	Ingeborg H. Schott(GER)	7-13-00
	18.81 +1.6	Barbara Jordan(VT)	8-19-98
63	14.79 +1.8	Leili Kaas(RUS)	9-16-98
	17.32 +0.1	Barbara Jordan(VT)	8-27-99
64	15.21 +0.7	Hella Werner(GER)	8- 4-99
	15.29 +0.7	Leili Kaas(EST)	8- 4-99
	19.44	Leonore McDaniels(VA)	8-14-92
65	15.30 -0.6	Leili Kaas(EST)	7-13-00
	18.73 -1.5	Barbara Jordan(VT)	6-19-94
66	15.71 -0.4	Asta Larsson(SWE)	8- 8-98
	18.8	Patricia Peterson(NY)	7-12-92
67	16.11 +0.5	Asta Larsson(SWE)	8- 4-99
	19.67 -1.5	Flo Meiler(VT)	7-26-01

68	16.20 -0.6	Asta Larsson(SWE)	7-13-00
	18.66	Johnnye Valien(TX)	6- -94
69	17.4 -0.5	Shirley Peterson(NZL)	10-25-97
	19.01	Johnnye Valien(TX)	8-12-94
70	17.46	Shirley Peterson(NZL)	11-28-98
	21.22 +0.8	Leonore McDaniels(VA)	7-31-98
71	19.14 +0.5	Isabella Hofmeyr(RSA)	8- 4-99
	20.3	Johnnye Valien(TX)	8-10-96
72	27.74	Rosaline Sole(NZL)	11-29-87
73	20.35 +0.8	Johnnye Valien(CA)	7-31-98
74	21.12 +0.5	Johnnye Valien(CA)	8- 4-99
75	21.11 -2.7	Johnnye Valien(CA)	8-18-00
76	23.02 -2.6	Johnnye Valien(CA)	7-25-01

### Pending or wind aided marks

41	w11.55 +2.8	Jocelyn Harwood(GBR)	8- 3-99
42	p12.12	Gudrun Komoll(GER)	8-19-88
44	w11.4	Deby Sweezy(CA)	7-12-97
53	w13.19 +2.4	Phil Raschker(GA)	8-11-00
59	w14.74h	Hella Werner(GER)	7-18-95
61	w16.58	Christel Miller(CA)	5-26-96
71	w20.08	Johnnye Valien(TX)	8-22-96

## 400 METER HURDLES (30")

35	54.37	Marina Stepanova(URS)	8- 2-85
	64.0	Joy Upshaw-margerum(HI)	7-13-96
36	52.94	Marina Stepanova(URS)	9-17-86
	66.55	Joy Upshaw-margerum(HI)	8- 9-97
37	55.25	Marina Stepanova(URS)	7- 2-87
	68.12	Joy Upshaw-margerum(HI)	8-13-98
38	55.25	Gowry Retchaken(GBR)	7-18-98
39	62.30	Maria Sangous Espina(ESP)	5-29-94
	70.68	Phil Raschker(GA)	7-19-86
40	58.3	Gowry Retchaken(GBR)	9- 2-00
	65.03	Phil Raschker(GA)	12- 5-87
41	62.19	Maria Sangous Espina(ESP)	6- 9-96
	68.47	Irene Thompson(NY)	7-16-95
42	63.33	Maria Sangous Espina(ESP)	6-14-97
	70.66	Tina Stough(CA)	5-28-95
43	62.8	Jan Hynes(AUS)	11- 7-87
	70.11	Stella Orchia(WA)	8-13-00
	66.93	Maria Sangous(SPA)	8- 1-99
	72.49	Heidi Cause(OR)	8-13-98
45	63.23	Maria Sangous Espina(ESP)	7- 8-00
	71.20	Pamela Calvert(MD)	7- 6-91
46	68.72	Marge Allison(NZL)	7-25-91
47	75.42	Tina Stough Bowman(CA)	6-12-99
	64.4	Marge Allison(NZL)	10-19-91
	71.87	Irene Thompson(NY)	7-11-01
48	69.42	F. Kummerle-vaik(GER)	8- 3-89
49	64.09	Jan Hynes(AUS)	4- 3-94
50	67.71	Phil Raschker(GA)	4-14-97
52	82.9	Veronica Welgemoed(RSA)	5-19-84
53	77.53	Mary C Trotto(NY)	8-13-00

### Pending marks

41	p61.58	M. Ferreira Santos(BRA)	7- 7-01
46	p68.51	Jorunn Sundal(NOR)	10-13-93

## 300 METER HURDLES (30")

50	45.8	Jan Hynes(AUS)	9- 3-94
	49.20	Phil Raschker(GA)	7-20-97
51	51.41	Waltraus Kraehe(GER)	7- 8-00
	67.0	Ann Carter(CA)	9-25-93
52	51.41	Jean Hulls(GBR)	7-25-91
	65.30	Skipper Clark(NY)	8-13-00
53	52.04	Y. Patricia Priestman(GBR)	8- 1-99
	52.61	Phil Raschker(GA)	9-16-00
54	51.03	F. Kummerle-vaik(GER)	7-16-95
	72.66	Tami Graf(CA)	6-23-91
55	52.96	Corrie Roovers(HOL)	7- 7-91
	81.51	Jean Moule(OR)	6-23-01
56	52.11	Corrie Roovers(HOL)	7-25-91
57	54.09	Corrie Roovers(HOL)	6-12-93

65.79	Marion Cofee(TX)	7-16-95	
54.58	Corrie Roovers(HOL)	10-13-93	
55.20	Jean Hulls(GBR)	7-11-98	
57.2	Betty Vosburgh(GA)	5-27-91	
60	53.05	Corrie Roovers(HOL)	7-16-95
	56.80	Betty Vosburgh(GA)	7- 6-91
61	58.59	Asta Larsson(SWE)	10-13-93
	58.88	Betty Vosburgh(GA)	8-15-92
62	58.19	Renate Schaden(AUT)	7- 7-01
	68.08	Barbara Jordan(VT)	8-13-98
63	57.54	Corrie Roovers(HOL)	9-12-98
	65.03	Barbara Jordan(VT)	8-28-99
64	64.46	Gerd Mjelde(NOR)	7-20-97
	67.40	Leonore McDaniels(VA)	8-15-92
65	64.66	Barbara Jordan(VT)	7-28-01
66	62.45	Betty Vosburgh(GA)	8- 9-97
67	66.90	Isabella Hofmeyr(RSA)	7-16-95
	72.56	Leonore McDaniels(VA)	7-16-95
68	71.85	Asta Larsson(SWE)	7- 8-00
69	67.97	Isabella Hofmeyr(RSA)	7-20-97
	87.78	Patricia Peterson(NY)	7- 8-95
70	70.38	Isabella Hofmeyr(RSA)	5-28-99
	76.50	Leonore McDaniels(VA)	8- 1-98
71	68.82	Isabella Hofmeyr(RSA)	8- 1-99

## HIGH JUMP

35	6'4 1/2i	1.94	Y. Panikarovskikh(RUS)	2- 8-95
	6'2	1.88	Cindy Greiner(US)	6-20-92
36	6'3 1/2	1.92	Y. Panikarovskikh(RUS)	7- 4-96
	6'1 1/4	1.86	Jane Frederick(CA)	6-15-88
37	6'2 3/4i	1.90	Y. Panikarovskikh(RUS)	2-10-97
	5'10 1/2	1.79	Jane Frederick(CA)	6-13-89
38	6'2 1/4i	1.89	Y. Panikarovskikh(RUS)	2-14-98
	5'1 1/2	1.56	Theresa Haynes(WA)	7-18-95
39	5'7	1.70	Jenny Brown(GBR)	9-16-98
	5'7	1.70	Ellen Munderinger(GER)	9-17-94
	5'7	1.70	Alena Plischke(AUT)	11-29-87
	5'2 1/4	1.58	Martha Mendenhall(WA)	6-28-98
40	5'7 3/4	1.72	Carmen Karg(URS)	7-18-95
	5'3 3/4	1.62	Kimberly Harrell(TN)	6-24-00
41	5'7 3/4i	1.72	Debbie Brill(CAN)	2-25-95
	5'4 1/2	1.64	Phil Raschker(GA)	9-17-88
42	5'6 1/2	1.69	Jenny L. Kingwill(RSA)	7- 7-01
	5'3 3/4	1.62	Phil Raschker(GA)	5-20



61	4'	1.32	Rietje Dykman(NED)	7-12-00
	4'	1.32	C. Schmalbruch(GER)	9-16-98
	4'	1.27	Barbara Cleveland(FL)	5- 5-01
62	4'3 1/4	1.30	C. Schmalbruch(GER)	8- 6-99
	4'	1.27	Christel Miller(CA)	10- 4-97
63	4'	1.32	C. Schmalbruch(GER)	7-12-00
	4'	1.27	Evelyn Wright(MD)	7- 9-00
64	4'3 1/4	1.30	Aida Menezes(BRA)	7- 7-01
	4'3 1/4	1.30	C. Schmalbruch(GER)	7- 7-01
	4'	1.27	Evelyn Wright(MD)	5- 5-01
65	4'	1.27	Leonore McDaniels(VA)	8-11-93
66	4'0 1/2	1.23	Leili Kaas(EST)	7- 7-01
	3'11 3/4	1.21	Leonore McDaniels(VA)	5- 7-94
67	3'11 1/4	1.20	Leonore McDaniels(VA)	7- 7-95
	3'11 1/4	1.20	Daphne Pirie(AUS)	8- 6-99
68	3'11 1/4	1.20	Christa Happ(GER)	9-16-98
	3'9 1/4	1.15	Leonore McDaniels(VA)	3-31-96
69	3'11 1/4	1.20	Leonore McDaniels(VA)	8- 9-97
	3'11 1/4	1.20	Christa Happ(GER)	8- 6-99
	3'11 1/4	1.20	Helgi Pedel(CAN)	8-14-93
70	4'0	1.22	Leonore McDaniels(VA)	5- 9-98
71	3'10	1.17	Leonore McDaniels(VA)	5- 8-99
72	3'9 1/4	1.15	Leonore McDaniels(VA)	5-13-00
73	3'9 3/4	1.16	Helgi Pedel(CAN)	5-31-97
	3'8 1/2	1.13	Leonore McDaniels(VA)	7- 6-01
74	3'7 1/4	1.10	Helgi Pedel(CAN)	9-12-98
	3'5 1/4	1.05	Margaret Hinton(TX)	8-10-96
75	3'7 1/4	1.10	Helgi Pedel(CAN)	8- 6-99
	3'3 3/4	1.01	Margaret Hinton(TX)	8-17-96
	3'	1.01	Vivian Nelson(PA)	7- 3-88
76	3'1 3/4	0.96	Annchen Reile(GER)	7-23-91
	3'1 1/4	0.95	Margaret Hinton(TX)	8- 1-98
	3'1 1/4	0.95	Johnnye Valien(CA)	9-29-01
77	3'4 1/2	1.03	Berta Hielscher(GER)	9-20-86
	3'3 1/4	1.00	Margaret Hinton(TX)	3-27-99
78	3'4 1/2	1.03	Berta Hielscher(GER)	6-27-87
	3'1 1/4	0.95	Margaret Hinton(TX)	8-13-00
79	3'1 1/4	0.95	Margaret Hinton(TX)	3-25-01
	3'1 1/2	0.95	Berta Hielscher(GER)	11-28-87
80	3'0 1/4	0.92	Olga Kotelko(CAN)	8- 6-99
	2'11	0.89	Shiela Evans(IN)	7- 7-95
81	3'3 1/4	1.00	Olga Kotelko(CAN)	10-20-00
	2'11 1/2	0.90	Mary Bowermaster(OH)	8-13-98
82	3'2 1/2	0.98	Olga Kotelko(CAN)	6- 9-01
	3'0 1/2	0.93	Mary Bowermaster(OH)	8-28-99
84	2'5 1/2	0.75	Dorothy Bavoro(NY)	8-13-98
85	2'7 1/2	0.80	Margareta Sarvana(FIN)	1-26-94

## POLE VAULT

35	12'9 1/2	3.90	Cassandra Kelly(NZL)	9-19-98
	11'7	3.53	Sue Dimarco(CA)	7-11-98
36	11'1 3/4	3.40	Cassandra Kelly(NZL)	8- 3-99
	10'6	3.20	Sue Dimarco(CA)	10- 3-99
37	11'9 3/4	3.60	Allison Davies(GBR)	7-29-98
	9'4 1/4	2.85	Cathryn Cole-dow(WA)	8-10-98
38	10'6	3.20	Cathryn Cole-dow(WA)	7-17-99
39	11'5 3/4	3.50	Carla Forcellini(ITA)	8- 3-99
40	10'6	3.20	Jennifer Cunnane(GBR)	10- 8-97
	10'6	3.20	Dawn Hartigan(AUS)	3- 8-97
	7'2 1/2	2.20	Donna Schultz(OR)	8-10-98
41	11'1 3/4	3.40	Dawn Hartigan(AUS)	2- 7-98
	8'6 1/4	2.60	Donna Schultz(OR)	6-19-99
42	9'2 1/4	2.80	Jennifer Cunnane(GBR)	8- 3-99
	9'0 1/4	2.75	Donna Schultz(OR)	8-10-00
43	9'0 1/4	2.75	Donna Schultz(OR)	6-23-01
44	9'10 1/4	3.00	Phil Raschker(GA)	7- 6-91
45	9'4 1/4	2.85	Phil Raschker(GA)	5-30-92
46	10'3 3/4	3.14	Phil Raschker(GA)	10-10-93
47	11'1	3.38	Phil Raschker(GA)	5-17-94
48	10'10	3.30	Phil Raschker(GA)	6-16-95
49	10'10 1/4	3.31	Phil Raschker(GA)	3-17-96
50	10'2	3.10	Phil Raschker(GA)	4-24-97
51	8'10 1/4	2.70	Petra Pietersen(RSA)	7-16-95
	7'2 3/4	2.20	Barbara Stewart(NY)	9-11-93
52	10'2 1/2	3.11	Phil Raschker(GA)	6- 8-99
53	10'0 1/2	3.06	Phil Raschker(GA)	3-24-00
54	9'6 1/4	2.90	Phil Raschker(GA)	7-25-01
55	8'2 3/4	2.51	Joy McDonald(FL)	4- 6-96
56	8'4 3/4	2.56	Joy McDonald(FL)	4- 5-97

57	8'0 1/2	2.45	Becky Sisley(OR)	8-18-96
58	8'2 1/2	2.50	Becky Sisley(OR)	6- 7-97
59	8'0	2.44	Nadine O'Connor(CA)	9-29-01
	8'0	2.44	Becky Sisley(OR)	7- 2-98
60	8'2 1/2	2.50	Barbara Cleveland(FL)	3-24-00
61	8'2 1/2	2.50	Barbara Cleveland(FL)	7-25-01
62	8'0 3/4	2.46	Becky Sisley(OR)	6-23-01
63	7'2 1/2	2.20	Kimiko Nakamura(JPN)	7-12-01
	6'0	1.83	Evelyn Wright(MD)	5-13-00
64	6'10 3/4	2.10	Midori Yamamoto(JPN)	8- 3-99
	6'0 3/4	1.85	Leonore McDaniels(VA)	8-14-92
65	6'6 1/4	1.99	Leonore McDaniels(VA)	3- 6-93
66	7'2 1/2	2.20	Midori Yamamoto(JPN)	7-12-01
	5'11 1/4	1.81	Flo Mailer(VT)	7-15-00
67	6'6 3/4	2.00	Leonore McDaniels(VA)	7-16-95
68	6'6	1.98	Leonore McDaniels(VA)	5- 3-96
69	6'10 3/4	2.10	Leonore McDaniels(VA)	8- 8-97
70	7'1	2.16	Leonore McDaniels(VA)	8-10-98
71	6'10 3/4	2.10	Leonore McDaniels(VA)	5- 8-99
72	5'10 3/4	1.80	Leonore McDaniels(VA)	8-10-00
73	5'3	1.60	Margaret Hinton(TX)	7- 8-95
74	5'6	1.68	Johnnye Valien(CA)	9-18-99
75	5'7	1.70	Johnnye Valien(CA)	8-10-00
76	5'7	1.70	Johnnye Valien(CA)	7-25-01
77	4'7	1.40	Margaret Hinton(TX)	3-26-99
78	4'7	1.40	Margaret Hinton(TX)	8-10-00
79	4'3 1/4	1.30	Margaret Hinton(TX)	7-25-01

## LONG JUMP

35	22'11 1/4	6.99	Heike Drechsler(GER)	9-29-00
	22'3 3/4	6.80	J. Joyner-kersee(US)	7-15-97
36	22'5 3/4	6.85	Lyudmila Ninova(AUT)	9-16-96
	21'5 1/4	6.53	J. Joyner-kersee(US)	6- 9-98
37	22'7 3/4	6.90	Vera Olenchenko(RUS)	6-14-96
	20'10 1/2	6.36	Willie White(US)	6-12-76
38	21'11 3/4	6.70	Vera Olenchenko(RUS)	7- 8-97
	21'10 3/4	6.67	J. Joyner-kersee(US)	7-16-00
39	21'0 3/4	6.42	Vera Olenchenko(RUS)	5-31-98
	18'0 1/2	5.50	V. Amarasekara(CA)	7- 8-00
40	20'4 1/2	6.21	Franciska Janssen(HOL)	7- 7-85
	18'5	5.61	Phil Raschker(GA)	3-28-87
41	19'4 1/4	5.90	Anna Wlodarczyk(POL)	8-15-92
	17'10	5.43	Phil Raschker(GA)	3-19-88
42	18'7	5.66	Jenny L. Kingwill(RSA)	7-13-01
	18'1	5.51	Phil Raschker(GA)	7-29-89
43	18'4	5.59	Helen Searle(AUS)	4- 2-83
	17'2	5.23	Phil Raschker(GA)	3-24-90
44	19'0	5.79	Anna Wlodarczyk(POL)	7-21-95
	18'0 1/2	5.50	Phil Raschker(GA)	3-23-91
45	18'2 1/4	5.54	Phil Raschker(GA)	2-20-93
46	18'0 1/4	5.49	Jan Hynes(AUS)	10-21-90
47	17'9 3/4	5.43	Phil Raschker(GA)	3-20-93
48	18'10 1/2	5.75	Phil Raschker(GA)	3- 5-94
48	18'4 1/4	5.59	Karin Von Riewel(GER)	9- 6-97
	17'5 1/2	5.32	Phil Raschker(GA)	7-21-95
49	17'9 1/2	5.42	Karin Von Riewel(GER)	9-11-98
	17'2 3/4	5.25	Phil Raschker(GA)	3-30-96
50	17'8 1/2	5.40	Phil Raschker(GA)	4-13-97
51	16'4	4.98	Hildegund Burkle(GER)	8-23-85
	13'5 1/2	4.10	Becky Sisley(OR)	7-27-90
52	16'3	4.95	Phil Raschker(GA)	8-27-99
53	15'7 1/2	4.76	Phil Raschker(GA)	9-16-00
54	16'5 3/4	5.02	C. Schmalbruch(GER)	7-25-91
	14'11 1/4	4.55	Phil Raschker(GA)	6- 8-01
55	15'7 1/2	4.76	C. Schmalbruch(GER)	6-29-92
	13'3 1/2	4.05	Nadine O'Connor(CA)	5-25-97
56	15'9	4.80	C. Schmalbruch(GER)	10- 9-93
	14'5	4.39	Nadine O'Connor(CA)	9- 5-98
57	15'4 3/4	4.69	Edith Graf(BEL)	7-31-99
	12'4 3/4	3.78	Becky Sisley(OR)	7-13-96
58	15'10 1/2	4.84	C. Schmalbruch(GER)	8-19-95
	12'10	3.91	Betty Vosburgh(US)	6-23-90
59	15'7 3/4	4.77	Edith Graf(BEL)	7-13-01
	12'9 1/2	3.90	Barbara Cleveland(FL)	8-27-99
	12'9 1/2	3.90	Betty Vosburgh(GA)	3- 9-91
60	15'7	4.75	C. Schmalbruch(GER)	7-19-97
	13'10 1/4	4.22	Barbara Cleveland(FL)	5-13-00
61	15'4	4.67	C. Schmalbruch(GER)	9-11-98
	12'10	3.91	Barbara Cleveland(FL)	5- 5-01

62	14'8 1/2	4.48	C. Schmalbruch(GER)	7-31-99
	12'8 1/2	3.87	Leonore McDaniels(VA)	9- 1-90
63	15'4	4.67	C. Schmalbruch(GER)	7- 7-00
	12'10 3/4	3.93	Betty Vosburgh(GA)	5- 6-95
64	15'2 1/4	4.63	C. Schmalbruch(GER)	7-13-01
	12'7 1/4	3.84	Betty Vosburgh(GA)	3-30-96
65	13'4 1/4	4.07	Hildegund Burkle(GER)	7-31-99
	12'10	3.91	Leonore McDaniels(VA)	7-17-93
66	14'8	4.47	P. Schneiderhan(GER)	12- 1-87
	12'11 3/4	3.95	Leonore McDaniels(VA)	5- 7-94
67	13'5 1/2	4.10	Shirley Peterson(NZL)	3-17-96
	11'9 3/4	3.60	Leonore McDaniels(VA)	7-21-95
68	13'0	3.96	Shirley Peterson(NZL)	11-23-96
	11'3	3.43	Johnnye Valien(TX)	9-18-93
69	13'0 3/4	3.98	P. Schneiderhan(GER)	7-25-91
	10'11 1/2	3.34	Lavina Haefele(US)	6-12-93
70	12'6 3/4	3.83	Elga Meri(CAN)	3- 7-92
	11'9 3/4	3.60	Leonore McDaniels(VA)	5- 8-98
71	23'0 1/4	7.27	Shirley Peterson(NZL)	2-19-00
	10'9 1/4	3.28	Johnnye Valien(TX)	8-16-96
72	13'7 1/2	4.15	P. Schneiderhan(GER)	6- 6-94
	10'4 1/2	3.16	Leonore McDaniels(VA)	8-11-00
73	12'1	3.68	P. Schneiderhan(GER)	7-21-95
	10'3 3/4	3.14	Leonore McDaniels(VA)	7-13-01
74	12'4 1/2	3.77	P. Schneiderhan(GER)	7-22-96
	10'9 1/4	3.28	Johnnye Valien(CA)	8-27-99
75	10'11 1/2	3.34	P. Schneiderhan(GER)	7-19-97
	10'6	3.20	Johnnye Valien(CA)	8-11-00
76	11'10 1/2	3.62	P. Schneiderhan(GER)	9-11-98
	10'2	3.10	Mary Holland(MI)	3-25-00
77	11'10 1/4	3.61	P. Schneiderhan(GER)	7-31-99
	9'3 1/2	2.83	Margaret Hinton(TX)	3-26-99
78	8'6	2.59	Polly Clarke(CO)	9- 4-88
79	8'4 3/4	2.56	Margaret Hinton(TX)	3-24-01
80	7'5	2.26	Mary Bowermaster(OH)	7-25-98
81	9'1 1/2	2.78	Mary Bowermaster(OH)	8-21-98
82	8'2	2.49	Mary Bowermaster(OH)	3-25-00
83	4'11 1/2	1.51	Rosaline Sole(NZL)	7-31-99
84	7'5	2.26	Ruth Frith(AUS)	10- 9-93
	2'6 1/4	0.77	Dorothy Bavoro(NY)	8-21-98
85	7'2 1/4	2.19	Ruth Frith(AUS)	3-25-95

### Pending or wind aided marks

35	w22'8	6.91	J. Joyner-kersee(US)	7-15-97
36	w22'11 1/4	6.99	Lyudmila Ninova(AUT)	6-25-96
36	w22'11	6.73	J. Joyner-kersee(US)	7-19-98
38	p21'11 3/4	6.70	Vera Olenchenko(RUS)	- 97
51	p16'7 1/4	5.06	Kaethi Diener(GER)	9-27-86
53	p17'2 3/4	5.25	C. Schmalbruch(GER)	7- 2-90
53	p16'0 1/4	4.88	B. Hoffmann(GER)	9-16-92
55	w15'10 1/4	4.84	C. Schmalbruch(GER)	6-29-92
55	w13'7	4.14	Nadine O'Connor(CA)	5-25-97
56	p16'4 1/4	4.98	C. Schmalbruch(GER)	7-24-93
57	p16'5 1/4	5.01	C. Schmalbruch(GER)	8-27-94
57	w12'7 1/2	3.85	Shirley Smith(FL)	5-16-92
59	p14'3 1/2	4.35	Joanne Grissom(IN)	3- 7-98
59	w13'10 1/4	4.23	Barbara Cleveland(FL)	5- 8-99
61	w13'1 3/4	4.01	Betty Vosburgh(GA)	8-15-92
64	w13'7	4.14	Leonore McDaniels(VA)	5- 1-92
65	p13'7 3/4	4.16	P. Schneiderhan(GER)	8-16-87
68	p13'11 1/2	4.25	P. Schneiderhan(GER)	8-18-90
68	w11'6 3/4	3.52	J. Sullivan(SC)	7-10-93
69	p13'10 1/4	4.22	P. Schneiderhan(GER)	8-16-91
70	p13'11	4.24	P. Schneiderhan(GER)	9-26-92
71	w10'11 1/2	3.34	Leonore McDaniels(VA)	5- 8-99
73	p13'2	4.01	P. Schneiderhan(GER)	9-30-95
74	p12'9 1/4	3.89	P. Schneiderhan(GER)	7-28-96
75	p12'4 1/2	3.77	P. Schneiderhan(GER)	10- 4-97
78				

82	17'5	3/4	5.33	Ruth Frith(AUS)	4-19-92
83	13'1	1/2	4.00	Rosaline Söle(NZL)	8- 4-99
84	18'6	1/2	5.65	Ruth Frith(AUS)	10-13-93
85	19'5		5.92	Ruth Frith(AUS)	3-25-95

Pending or wind aided marks

35	w46'6	1/4 14.18	G. Chistyakova(SVK)	9-13-97
40	w36'7	3/4 11.17	V. Amarasekara(CA)	6-23-01
44	w38'7	11.76	Anna Wlodarczyk(POL)	7-21-95
44	w37'6	11.43	Danielle Desmire(FRA)	8-13-93
48	w34'1	3/4 10.66	Phil Raschker(GA)	7-18-95
58	w32'8	1/4 9.96	C. Schmalbruch(GER)	7-21-95
59	w31'6	9.60	C. Schmalbruch(GER)	7-25-96
64	w26'1	7.95	Audrey Lary(MD)	5- 8-99
68	w22'7	1/2 6.89	J. Sullivan(SC)	7-10-93
71	w22'7	3/4 6.90	Leonore McDaniels(VA)	5- 8-99
77	w18'8	3/4 5.71	Margaret Hinton(TX)	8-19-98
80	w15'3	1/2 4.66	Shiela Evans(IN)	7-18-95

### SHOT PUT (4Kg)

35	60'5	1/4	21.47	H. Fibingerova(CZE)	1- -85
	73'5		19.33	C. Price-smith(US)	5- 1-98
36	70'5	21.46	Larisa Peleshenko(RUS)	8-26-00	
	63'0	1/4 19.46	C. Price-smith(US)	7-19-98	
37	68'4	1/4 20.83	H. Fibingerova(CZE)	6-12-87	
	62'6	1/2 19.06	C. Price-smith(US)	7-24-99	
38	66'1	1/2 20.41	H. Fibingerova(CZE)	9- 4-87	
	62'1	1/4 19.18	C. Price-smith(US)	6-25-00	
39	65'1	1/2 19.85	H. Fibingerova(CZE)	8- -88	
	58'6	1/2 17.89	C. Price-smith(US)	6-21-01	
40	62'6	19.05	Antonina Ivanova(URS)	8-28-73	
	65'7	13.89	Oneitha Lewis(NY)	3-24-01	
41	62'0	1/2 19.16	Antonina Ivanova(URS)	2-24-74	
	47'8	14.53	Oneitha Lewis(NY)	7- 9-01	
42	60'4	1/2 18.40	Antonina Ivanova(URS)	5-17-75	
	46'1	14.30	Carol Finsrud(TX)	8-29-99	
43	60'5	1/4 18.42	Antonina Ivanova(URS)	6-23-76	
	42'1	1/2 12.84	Carol Finsrud(TX)	9-16-00	
44	54'1	1/2 16.75	Helgi Parts(URS)	8-21-82	
	42'6	1/4 12.96	Carol Finsrud(TX)	7- 2-01	
45	55'7	1/2 16.95	Zdenka Silhava(CZE)	6-26-99	
	39'7	3/4 12.08	Joanne Grissom(IN)	7-22-84	
46	45'1	3/4 14.01	Liesl Huber(GFR)	7-19-80	
	35'3	10.74	Joan Stratton(CA)	8-21-98	
47	47'4	1/4 14.38	Liesl Huber(GER)	6-28-81	
	34'4	3/4 10.48	Joanne Grissom(IN)	8-24-85	
48	42'0	1/2 12.81	Christine Schultz(AUS)	8- 1-99	
	34'4	1/2 10.48	J. Hill-hudgins(NJ)	7-19-95	
49	40'8	1/4 12.40	Ingrid Miller(SWE)	7-21-91	
	33'6	10.21	Joan Stratton(CA)	7- 9-01	
51	41'9	1/4 12.73	A. Chatrine Ruhlow(GER)	10-18-87	
	20'5	6.22	Ann Carter(GA)	2-19-93	
52	39'10	3/4 12.16	Sigrin Kofink(GER)	7-17-87	
53	37'6	3/4 11.45	Sigrin Kofink(GER)	6- 2-88	
	26'3	8.00	Patricia Fogg(MA)	8-14-99	
54	41'0	1/2 12.51	Sigrin Kofink(GER)	8-16-89	
55	39'6	1/2 12.05	Sigrin Kofink(GER)	8-26-90	
	35'9	1/2 10.91	Joanne Grissom(IN)	9-12-93	
56	40'8	1/4 12.40	Sigrin Kofink(GER)	6-29-91	
57	33'6	1/2 10.22	A. Chatrine Ruhlow(GER)	9- 3-94	
58	34'4	10.46	A. Chatrine Ruhlow(GER)	7- 1-95	
59	36'0	3/4 10.99	A. Chatrine Ruhlow(GER)	8- 7-96	
60	36'7	3/4 11.17	A. Chatrine Ruhlow(GER)	7- 4-97	
61	31'7	1/4 9.63	A. Chatrine Ruhlow(GER)	5-16-98	
64	32'6	1/4 9.91	Susanne Wissinger(GER)	4-25-98	
65	21'1	6.68	Khothide Kruenz(AUT)	5-24-92	
66	27'10	1/4 8.49	Bernice Holland(OH)	9-12-93	
67	26'8	8.13	Rachel Hanssens(BEL)	9-20-96	
69	21'10	1/4 6.66	Jeanne De Wilde(BEL)	8-21-96	
98	11'1	1/2 3.39	Margaret White(OK)	9- 7-92	
99	11'4	3.45	Margaret White(OK)	8- -93	

Pending marks

50	p42'4	3/4 12.92	Sigrin Kofink(GER)	- -85
75	p15'9	1/2 4.81	Margaret Parmelee(TX)	8- -93

### SHOT PUT (3Kg)

50	48'8	3/4 14.85	Valerie Young(NZL)	11-29-87
	40'4	1/4 12.30	Joanne Grissom(IN)	4- 2-89
51	45'7	1/4 13.90	A. Chatrine Ruhlow(GER)	7-30-88
	41'6	1/2 12.66	Joanne Grissom(IN)	3-24-90
52	44'10	1/4 13.67	Edith Anders(SWI)	7- 7-00
	42'7	1/2 12.99	Joanne Grissom(IN)	7- 5-91
53	45'0	1/4 13.72	Helgi Parts(URS)	7-21-91
	40'8	3/4 12.41	Joanne Grissom(IN)	9- 8-91
54	46'1	3/4 14.32	Sigrin Kofink(GER)	9-23-89
	42'4	12.90	Joanne Grissom(IN)	9-13-92
55	46'5	1/4 14.15	Sigrin Kofink(GER)	8-18-90
	40'5	1/2 12.33	Vanessa Hilliard(FL)	8-15-96
56	47'5	3/4 14.47	Sigrin Kofink(GER)	7-21-91
	40'2	1/4 12.25	Joanne Grissom(IN)	7-19-95
57	42'8	3/4 13.02	Ingrid Miller(SWE)	8- 1-99
	38'2	3/4 11.65	Joanne Grissom(IN)	9-10-95
58	41'6	3/4 12.67	Antonina Ivanova(URS)	7-21-91
	39'3	3/4 11.98	Joanne Grissom(IN)	8-15-96
59	41'0	1/2 12.51	Karen Ilgen(GER)	3- 9-01
	36'5	3/4 11.12	Vanessa Hilliard(FL)	8-10-90
60	42'0	12.80	A. Chatrine Ruhlow(GER)	7- 4-97
	38'7	3/4 11.78	Joanne Grissom(IN)	8-12-88
61	40'1	12.47	Sigrin Kofink(GER)	8-17-96
	35'6	1/2 10.83	Joanne Grissom(IN)	8-29-99
62	43'3	3/4 13.20	Sigrin Kofink(GER)	8-16-97
	36'4	3/4 11.09	Joanne Grissom(IN)	8-10-00
63	39'8	12.09	Sigrin Kofink(GER)	9-11-98
	33'1	1/4 10.09	Bernice Holland(OH)	3-24-90
64	40'9	12.42	Sigrin Kofink(GER)	8- 1-99
	32'7	3/4 9.95	Erika Messner(FL)	3- 6-00
65	38'3	1/2 11.67	Almut Broemmel(GER)	7- 7-00
	38'3	1/2 11.67	Sigrin Kofink(GER)	7- 7-00
	30'6	1/4 9.30	Erika Messner(FL)	5- 5-01
66	37'3	11.35	Sigrin Kofink(GER)	7- 7-01
	26'1	3/4 8.22	Bernice Holland(OH)	10-10-93
67	33'0	1/2 10.27	Marianne Hamm(GER)	7-30-95
	25'10	3/4 7.89	Betty Neal(OH)	8-12-98
68	32'2	7.80	Jutta Schaefer(GER)	7- 2-00
	27'6	1/4 8.39	Bernice Holland(OH)	7-19-95
69	32'0	3/4 9.77	Marianne Hamm(GER)	8-16-97
	25'2	7.67	Bernice Holland(OH)	8- 3-96
70	31'4	3/4 9.57	Marianne Hamm(GER)	8- 1-98
	25'0	7.62	Mary Bowermaster(OH)	3-19-88
71	28'2	3/4 8.60	Bernice Holland(OH)	7-20-97
	25'5	1/2 7.76	Rachel Hanssens(BEL)	7- 7-00
	25'5	1/2 7.76	Mary Bowermaster(OH)	4- 2-89
72	27'6	3/4 8.40	Rachel Hanssens(BEL)	7- 7-01
	25'1	3/4 7.66	Bernice Holland(OH)	9-11-99
73	26'1	7.95	Ilse Pleueger(GER)	8-16-97
	22'8	6.91	Mavis Lorenz(MT)	8-10-00
74	26'7	3/4 8.12	Ilse Pleueger(GER)	9-11-98
	25'2	1/2 7.68	Edith Mendyka(CA)	6-23-85
75	25'4	7.72	Anny Binder(GER)	6-30-90
	22'1	1/4 6.99	Johnny Valien(CA)	8-10-00
76	25'0	7.62	Hanna Gelbrich(GER)	5- 7-89
	21'2	1/4 6.46	E. Hagamann(MA)	3-22-97
77	25'1	1/2 7.91	Anny Binder(GER)	6- 5-92
	21'1	1/2 6.69	Margaret Hinton(TX)	3-26-99
78	25'7	7.80	Irja Sarmama(FIN)	8-22-84
	21'6	6.55	Edith Mendyka(CA)	7-30-89
79	24'2	1/2 7.38	Irja Sarmama(FIN)	8- 4-85
	21'4	6.50	Margaret Hinton(TX)	3-24-01
80	24'1	7.59	Hanna Gelbrich(GER)	7- 3-93
	24'4	7.41	Mary Bowermaster(OH)	7-25-98
81	25'3	1/2 7.71	Masayo Kohno(JPN)	9-15-95
	22'6	1/4 6.86	Mary Bowermaster(OH)	8-12-98
82	21'10	1/2 6.67	Irja Sarmama(FIN)	12- 4-87
	20'8	6.30	Mary Bowermaster(OH)	3-25-00
83	17'9	1/2 5.42	Aino Korkkila(FIN)	9-11-98
	16'6	1/2 5.04	Katharine Gradick(FL)	5- 5-01
84	19'1	1/2 6.08	Ruth Frith(AUS)	10-10-93
	15'2	3/4 4.64	Betty Jarvis(NC)	8-29-99
85	18'10	3/4 5.76	Ruth Frith(AUS)	7-21-95
	15'8	1/4 4.78	Betty Jarvis(NC)	9-16-00
86	16'8	5.08	Juanita Brookover(NC)	7-25-01
87	18'1	3/4 5.53	Ruth Frith(AUS)	7-20-97
88	13'9	1/2 4.20	Nora Wedemo(SWE)	7- 7-01

89	17'9	5.41	Ruth Frith(AUS)	8- 1-99
99	12'6	1/2 3.82	Margaret White(OK)	8- -93
100	12'1	1/2 3.95	Margaret White(OK)	7-30-94

Pending marks

85	p19'5	5.92	Hattie Singleton(US)	10-13-99
----	-------	------	----------------------	----------

### DISCUS THROW (1Kg)

35	228'4	69.60	Faina Myelnik(URS)	9- 9-80
	178'10	54.52	Carol Finsrud(TX)	6-12-92
36	219'2	66.80	Faina Myelnik(URS)	7-15-81
	191'4	58.32	C. Price-smith(US)	4-10-99
37	221'4	67.46	Elina Zvereva(BLR)	1-30-98
	177'6	54.10	Carol Finsrud(TX)	4-20-94
38	221'9	67.60	Elina Zvereva(BLR)	6- -99
	185'3	56.46	Carol Finsrud(TX)	5- 6-95
39	224'5	68.40	Elina Zvereva(BLR)	9-27-00
	174'8	53.24	Carol Finsrud(TX)	5-18-96
40	220'2	67.10	Elina Zvereva(BLR)	8- 3-01
	174'10	53.30	Carol Finsrud(TX)	3-28-97
41	206'5	62.92	Helgi Parts(URS)	10- 4-78
	149'4	45.51	Carol Finsrud(TX)	9- 5-98
42	201'7	61.44	Helgi Parts(URS)	9-21-79
	176'6	53.81	Carol Finsrud(TX)	8-27-99
43	209'0	63.70	Helgi Parts(URS)	10- 2-80
	161'1	49.10	Carol Finsrud(TX)	9-16-00
44	204'7	62.35	Zdenka Silhava(CZE)	6-16-98
	172'0	52.44	Carol Finsrud(TX)	5- -01
45	197'6	40.20	Zdenka Silhava(CZE)	6-27-99
	114'0	34.76	Ruth Welding(IN)	7-26-01
46	158'3	48.24	Odete Domingos(BRA)	1-10-81
	107'8	32.82	Joan Stratton(CA)	5-23-84
47	192'2	58.58	Helgi Parts(URS)	9-29-88
	105'4	32.10	April Capwill(PA)	7-31-98
48	146'10	44.76	A. Chatrine Ruhlow(GER)	7-20-85
	109'10	33.49	Linda Rowe(IA)	8-11-00
49	150'0	45.72	A. Chatrine Ruhlow(GER)	5-24-86
	111'7	34.01	April Capwill(PA)	5-13-00
50	149'2	45.48	Ingrid Miller(SWE)	9- 6-92
	112'4	34.24	Vanessa Hilliard(FL)	7- 6-91
51	151'1	46.30	Odete Domingos(BRA)	7-13-86
	105'5	32.14	Vanessa Hilliard(FL)	8-15-92
52	157'8	48.06	Odete Domingos(BRA)	6-23-87
	99'10	30.44	Mary Hartzler(OH)	7-26-01
53	138'1	42.08	Karen Ilgen(GER)	4- 9-94
	123'0	37.50	Vanessa Hilliard(FL)	5- 7-94
54	133'1	40.56	Karen Ilgen(GER)	9-16-95
	124'7	37.98	Vanessa Hilliard(FL)	6-17-95
55	134'3	40.92	Karen Ilgen(GER)	7-21-96
	123'4	37.60	Vanessa Hilliard(FL)	4- 5-97
56	136'3	41.54	Karen Ilgen(GER)	9-10-97
	121'9	37.12	Vanessa Hilliard(FL)	4-26-97
57	142'3	43.36	Tamara Danilova(URS)	8-10-96
	100'8	30.68	Bernice Holland(OH)	6-30-84
58	132'3	40.32	Karen Ilgen(GER)	8- 3-99
	93'6	28.50	Bernice Holland(OH)	8- 3-85
59	132'10	40.50	Susanne Wissinger(GER)	9- 5-93
	105'4	32.12	Vanessa Hilliard(FL)	8-11-00
60	128'2	39.08	A. Chatrine Ruhlow(GER)	7- 4-97
	97'9	29.80	Vanessa Hilliard(FL)	7-26-01
61	126'9	38.64	Susanne Wissinger(GER)	6-18-95
	90'5	1/2 27.57	Erika Messner(FL)	10-19-96
62	120'3	36.66	Susanne Wissinger(GER)	10-13-96
	91'1	3/4 27.78	Bernice Holland(OH)	8- 4-89
63	120'7	36.76	Susanne Wissinger(GER)	5-25-97
	91'1	27.76	Bernice Holland(OH)	8- 3-90
64	117'4	35.77	Susanne Wissinger(GER)	6-20-98
	89'3	27.20	Bernice Holland(OH)	7- 6-91
65	112'8	34.34	Rosemary Chrimes(GBR)	6-14-98
	90'10	27.68	Bernice Holland(OH)	7-11-92
66	109'2	33.27	Rosemary Chrimes(GBR)	8- 3-99
	88'0	3/4 26.84	Bernice Holland(OH)	6-12-93
67	98'4	1/4 29.98	Marianne Hamm(GER)	7-15-95
	88'3	26.90	Bernice Holland(OH)	8- 5-94

## HAMMER THROW (3Kg)

50	168'6	51.36	Inge Faldager(DEN)	9-14-98
	139'10	42.62	Vanessa Hilliard(FL)	5-25-91
51	164'0	50.00	Inge Faldager(DEN)	7-31-99
	124'3	37.88	Patricia Thomas(WA)	8-13-00
52	167'8	51.10	M. Parviainen(AUS)	1- 4-97
	101'5	30.92	Joanne Grissom(IN)	7- 4-91
53	169'8	51.72	M. Parviainen(AUS)	4- 9-98
	139'5	42.50	Vanessa Hilliard(FL)	4-15-95
54	159'8	48.66	Janice Davies(AUS)	4- 5-96
	158'1	48.18	Vanessa Hilliard(FL)	4-13-96
55	162'3	49.46	Vanessa Hilliard(FL)	4- 5-97
56	155'6	47.40	Vanessa Hilliard(FL)	5-10-97
57	146'11	44.78	Evaun B. Williams(GBR)	7- 7-95
	116'0	35.35	Georgia Cutler(OR)	8-19-00
58	139'5	42.50	Gudrun S. Mellmann(GER)	7- 8-00
	128'10	39.26	Vanessa Hilliard(FL)	8-26-99
59	146'5	44.64	Vanessa Hilliard(FL)	8-13-00
60	144'11	44.18	Jutta Schaefer(GER)	10-11-92
	142'10	43.54	Vanessa Hilliard(FL)	7-28-01
61	134'2	40.89	Evaun B. Williams(GBR)	7-31-99
	112'	34.14	Carol Young(MI)	6- 8-01
62	138'5	42.20	Jutta Schaefer(GER)	10-16-94
	92'2 1/4	28.10	Sally Polk(NM)	9- 5-92
63	151'0	46.04	Jutta Schaefer(GER)	7-21-95
	92'7	28.21	Erika Messner(FL)	5- 8-99
64	149'1	45.44	Jutta Schaefer(GER)	4-27-96
	97'4	29.66	Erika Messner(FL)	6-17-00
65	145'7	44.38	Jutta Schaefer(GER)	8-17-97
	92'10	28.29	Erika Messner(FL)	9-16-00
66	137'10	42.02	Jutta Schaefer(GER)	8- 1-98
	86'7	26.39	Judy Featherston(NM)	7-30-98
67	117'10	35.92	Jutta Schaefer(GER)	7-31-99
	87'7	26.70	Amy Hicks(US)	6-28-00
68	126'11	38.68	Jutta Schaefer(GER)	7- 8-00
	83'8	25.50	Judy Featherstone(NM)	5-27-01
69	127'6	38.87	Jutta Schaefer(GER)	6-10-01
	73'10 3/4	22.52	Bernice Holland(OH)	9- 8-96
70	100'5	30.61	Ilse Bellin(GER)	10-20-91
	72'6	22.10	E. Hagamann(MA)	7-13-91
71	99'10	30.44	Ilse Bellin(GER)	8-22-92
	75'5	22.98	Bernice Holland(OH)	7- 5-98
72	93'9	28.58	Ilse Bellin(GER)	7- 7-93
	80'5	24.51	Bernice Holland(OH)	9-11-99
73	87'7	26.71	Tyyne Vuorinen(FIN)	7-31-99
	65'8	20.01	E. Hagamann(MA)	6-26-94
74	86'2	26.26	Tyyne Vuorinen(FIN)	7- 8-00
	70'11	21.63	Bernice Holland(OH)	7- 6-01
75	79'11	24.36	Ilse Bellin(GER)	8-18-96
	56'7 1/4	17.25	Betty Jarvis(NC)	7- 4-91
76	78'2	23.82	Gwen Davidson(AUS)	3-14-99
	64'2	19.56	E. Hagamann(MA)	5- 2-97
77	70'0	21.35	Kaija Jortikka(FIN)	7- 6-01
	53'8	16.36	Betty Jarvis(NC)	8-13-92
78	71'5	21.78	Gwen Davidson(AUS)	7- 6-01
	59'6 1/4	18.14	Betty Jarvis(NC)	8-11-93
79	65'7 1/2	20.00	Ruth Frith(AUS)	8- 5-89
	55'3 3/4	16.86	Betty Jarvis(NC)	8-12-94
80	62'8 3/4	19.12	Ruth Frith(AUS)	4-13-90
	43'5	13.24	Melanie Reske(OR)	7- 6-01
81	65'9	20.04	Annchen Reile(GER)	7-25-96
	50'11	15.52	Betty Jarvis(NC)	8-21-96
82	59'2	18.04	Annchen Reile(GER)	8-17-97
	46'8 3/4	14.24	Betty Jarvis(NC)	8- 7-97
83	53'2	16.22	Aili Kaukinen(FIN)	7- 8-00
	51'2	15.59	Betty Jarvis(NC)	7-30-98
84	53'6	16.30	Annchen Reile(GER)	7-31-99
	48'10	14.88	Betty Jarvis(NC)	7-31-99
85	59'11	18.26	Ruth Frith(AUS)	7-21-95
	45'11	13.99	Betty Jarvis(NC)	8-19-00
87	46'9 1/2	14.26	Ruth Frith(AUS)	7-19-97
89	47'3	14.40	Irja Samama(FIN)	6-16-95
91	43'1	13.13	Ruth Frith(AUS)	4-24-01

Pending marks  
86 p16'10 5.13 Hattie Singleton(US) 9-27-00

## JAVELIN THROW (600g)

35	219'10	67.00	Tuula Laaksalo(FIN)	9-10-88
	203'7	62.06	Karin Smith(CA)	5-14-91
36	212'10	64.88	Tessa Sanderson(GBR)	7-10-92
	197'11	60.32	Karin Smith(CA)	9- 1-91
37	201'4	61.38	Ingrid Thyssen(GER)	5-28-93
	158'3	48.24	Jane Frederick(CA)	4- 7-89
38	196'11	60.02	Ingrid Thyssen(GER)	8-13-94
	132'10	40.50	Lurline Struppeck(LA)	5-25-85
39	186'10	56.96	Ingrid Thyssen(GER)	7-22-95
	117'4	35.78	Lurline Struppeck(LA)	8-23-85
40	210'2	64.06	Tessa Sanderson(GBR)	7-12-96
	127'0	38.72	Lurline Struppeck(LA)	5-30-87
41	189'9	57.84	Tessa Sanderson(GBR)	8- 9-97
	146'5	44.64	Erlinda Lavandia(PA)	10- 9-93
42	167'8	51.12	Dana Zatopkova(CZE)	9-19-64
	143'0	43.58	Kate Schmidt(CA)	8-15-96
43	158'6	48.32	Almut Broemmel(GER)	7- 1-78
	142'10	43.54	Erlinda Lavandia(PA)	7-21-95
44	152'11	46.62	Almut Broemmel(GER)	7-31-79
	127'0	38.71	Nadine Bowers(OR)	6-23-01
45	156'7	47.74	A. Gerhards(GER)	5-30-81
	121'4	36.98	Lurline Struppeck(LA)	7-11-92
46	144'0	43.90	Leen Wuyts(BEL)	5- 5-96
	115'0	35.06	Lurline Struppeck(LA)	7-23-93
47	154'2	47.00	N. Bezjak-urbancic(JUG)	10- 9-93
	116'10	35.62	April Capwill(PA)	10-18-98
48	133'1	40.58	Uta Reinacher(GER)	6-23-85
	110'11	33.82	Lurline Struppeck(LA)	7- 6-95
49	144'1	43.92	Renate Vogel(GDR)	10- 9-93
	110'6	33.68	April Capwill(PA)	5-13-00

Pending marks  
44 p157'8 48.06 A. Gerhards(GER) --80

## JAVELIN THROW (400g)

50	143'6	43.74	Heidi Haase(GER)	6-25-94
	114'0	34.74	Karen Huff(IL)	9-20-92
51	159'4	48.56	Mary Thomas(AUS)	7-21-95
	118'7	36.14	Becky Sisley(OR)	8- 4-90
52	150'9	45.94	Elvira Ozolina(LAT)	7- 1-92
	106'9	32.54	Becky Sisley(OR)	6-22-91
53	148'6	45.26	Renate Vogel(GER)	8-17-97
	108'9	33.14	Becky Sisley(OR)	8-16-92
54	146'10	44.76	G. Schonauer(AUT)	7-20-91
	105'5	32.14	Becky Sisley(OR)	7-30-93
55	151'2	46.08	G. Schonauer(AUT)	8-29-92
	105'1	32.04	Becky Sisley(OR)	7-23-94
56	132'6	40.38	G. Schonauer(AUT)	10- 9-93
	105'10	32.26	Becky Sisley(OR)	7- 6-95
57	140'2	42.74	G. Schonauer(AUT)	9- 3-94
	107'6	32.78	Becky Sisley(OR)	7-13-96
58	139'5	42.50	G. Schonauer(AUT)	10-15-95
	114'3	34.82	Becky Sisley(OR)	7-10-97
59	137'3	41.84	G. Schonauer(AUT)	5-25-96
	105'9	32.23	Becky Sisley(OR)	6-27-98
60	135'5	41.28	G. Schonauer(AUT)	7-12-97
	103'9	31.62	Becky Sisley(OR)	8- 4-99
61	132'11	40.52	G. Schonauer(AUT)	9-16-98
	106'2	32.35	Becky Sisley(OR)	8-12-00
62	127'3	38.78	G. Schonauer(AUT)	9-25-99
	95'4	29.06	Becky Sisley(OR)	7-27-01
63	125'9	38.32	G. Schonauer(AUT)	7-23-00
	90'8	27.64	Christel Miller(CA)	8- 1-98
64	116'3	35.44	Birute Kalediene(URS)	7-23-97
	94'8	28.85	Erika Messner(FL)	12- 4-99
65	113'2	34.49	Birute Kalediene(URS)	9-16-98
	98'1	29.89	Erika Messner(FL)	7-27-01
66	99'1 3/4	30.22	Rachel Hanssens(BEL)	7-21-95
	86'4	26.31	Mavis Lorenz(MT)	8-12-93
67	96'3 1/4	29.34	Rachel Hanssens(BEL)	7-24-96
	90'0 1/4	27.44	Mavis Lorenz(MT)	8-11-94
68	83'7 1/4	25.48	Rachel Hanssens(BEL)	7-23-97
	77'2 3/4	23.54	Bernice Holland(OH)	7-21-95
69	85'9	26.13	Rachel Hanssens(BEL)	9-16-98
	79'11 3/4	24.38	Mavis Lorenz(MT)	8-23-96
70	92'6 1/4	28.20	Joan Ogden(GBR)	8-24-97

	78'9	24.00	Mavis Lorenz(MT)	8- 8-97
71	87'3	26.60	Rachel Hanssens(BEL)	7-12-00
	71'8	21.84	Edith Mendyka(CA)	3-13-82
72	83'8	25.51	Rachel Hanssens(BEL)	7-10-01
	72'7	22.12	Edith Mendyka(CA)	5-14-83
73	77'11 3/4	23.77	Hanna Gelbrich(GER)	7-30-86
	73'8	22.45	Edith Mendyka(CA)	5-12-84
74	77'4 1/4	23.58	Hanna Gelbrich(GER)	12- 1-87
	67'11	20.70	Edith Mendyka(CA)	8-10-85
75	74'5 3/4	22.70	Hanna Gelbrich(GER)	7- 1-88
	68'0	20.72	Edith Mendyka(CA)	5-31-86
76	73'11 1/2	22.54	Hanna Gelbrich(GER)	7-29-89
	65'8	20.01	Edith Mendyka(CA)	6-20-87
77	75'6 1/4	23.02	Hanna Gelbrich(GER)	6-30-90
	59'11	18.26	Edith Mendyka(CA)	2-21-88
78	74'5 3/4	22.70	Hanna Gelbrich(GER)	7-20-91
	57'6 1/2	17.54	Edith Mendyka(CA)	7-29-89
79	59'0 3/4	18.00	Irja Samama(FIN)	6-22-85
	48'3	14.72	Margaret Hinton(TX)	7-27-01
80	65'8	20.01	Olga Kotelko(CAN)	8- 5-99
	41'7	12.67	Katharine Gradick(FL)	8- 1-98
81	60'0	18.28	Olga Kotelko(CAN)	7- 1-00
	48'0 1/2	14.64	Edith Mendyka(CA)	9-20-92
82	49'5	15.06	Irja Samama(FIN)	12- 1-87
	40'3	12.26	Katharine Gradick(FL)	5-13-00
83	41'11	12.77	Annchen Reile(GER)	9-16-98
	39'7	12.07	Katharine Gradick(FL)	7-27-01
84	40'6	12.35	Annchen Reile(GER)	8- 4-99
	33'10	10.32	Betty Jarvis(NC)	5-13-00
85	45'1	13.74	Irja Samama(FIN)	7-20-91
	37'0	11.28	Betty Jarvis(NC)	5- 5-01
86	37'7	11.46	Juanita Brookover(NC)	5- 5-01
	87' 25'7	7.80	Margaret Russell(AUS)	7-10-01
88	36'5	11.11	Ruth Frith(AUS)	3-28-98
89	32'6	9.90	Ruth Frith(AUS)	8- 4-99


## 20# WEIGHT THROW

35	26'5	8.05	Sandra Stepp(CA)	6-16-85
36	51'6 1/2	15.71	C. McCahill(NZL)	7-12-01
	38'7	11.76	Joan Stratton(CA)	7- 2-88
37	55'0 3/4	16.78	Marilyn Senz(NC)	12- 4-98
38	41'8	12.70	Denise Houseman(NH)	3-23-01
39	44'8 3/4	13.63	Oneitha Lewis(NY)	3-24-00
40	50'11 1/2	15.53	Oneitha Lewis(NY)	3-23-01
41	43'10 3/4	13.38	Carol Finsrud(TX)	9- 5-98
42	36'6 3/4	11.14	Joan Stratton(CA)	9-18-94
43	46'11 3/4	14.32	Carol Finsrud(TX)	9-16-00
44	40'7 1/2	12.38	Joan Stratton(CA)	3-31-96
45	39'11 1/2	12.18	Joan Stratton(CA)	2-16-97
46	30'5 3/4	9.29	Pauline Thomas(WA)	2-26-95
47	38'5 1/2	11.72	Denise Palmer(AUS)	4- 3-99
	29'10 3/4	9.11	April Capwill(PA)	3-27-98
48	39'10 1/2	12.15	Christine Schultz(AUS)	4- 3-99
	37'0 1/2	11.29	Joan Stratton(CA)	9-16-00
49	38'4 3/4	11.70	Vanessa Hilliard(FL)	3-24-91
50	44'2	13.46	Denise Houseman(NH)	1- 7-00
51	44'7 1/2	13.60	Vanessa Hilliard(FL)	12-30-95
52	22'4 1/2	6.82	Anne Cirulinick(NY)	3-17-91
53	20'6 1/4	6.25	Georgia Cutler(OR)	4-18-01
60	26'1	7.95	Erika Messner(FL)	4- 7-96
61	21'11	6.68	Erika Messner(FL)	4- 5-97
69	17'9 1/2	5.42	Lillian Snaden(SC)	10-16-98
70	21'9 1/2	6.64	E. Hagamann(MA)	3-17-91
82	15'2 3/4	4.64	Ruby Fowler(TN)	9-21-91

Pending marks  
35 p31'0 9.45 Susan Kruger(RSA) 10- 2-83  
71 p8'7 2.61 Beryl Siringir(OH) 1- 5-85

## 16# WEIGHT THROW

50	48'11	14.91	Vanessa Hilliard(FL)	12-29-91
51	44'1 1/2	13.45	Janice Davies(AUS)	11- 8-92
	43'5	13.23	Patricia Thomas(WA)	7-29-00
52	46'8 1/4	14.23	Liz McClain(CAN)	8-19-00
	35'2	10.72	Brenda Bloomfield(SC)	5- 7-94
53	49'9	15.16	Vanessa Hilliard(FL)	4- 9-95
52	28'11 3/4	8.83	Pauline Thomas(WA)	4-18-01
53	28'8 1/4	8.74	Erica Szanto(OH)	3-27-98



Lad Pataki, men's discus.



# Men's Racewalking

## 3K WALK

35	11:24.29	Carlo Mattioli(ITA)	7-18-90
	p16:14.46i	Ed O'Connor(CT)	3-29-96
36	11:22.21	Dave Smith(AUS)	11-16-91
37	11:16.38	Dave Smith(AUS)	11-28-92
	11:29.87i	Jonathon Matthews(CA)	1-22-94
38	11:28.2	Willi Sawall(AUS)	3-15-80
	p14:55.24i	Tim Nichols(FL)	3-29-98
39	11:19.18	Jose Marin(ESP)	6-9-89
	15:07.75i	Nick Manuzzi(CT)	3-29-99
40	11:45.80	Karl Degener(FRG)	8-17-83
	13:27y	Bob Keating(NH)	3-15-87
	p13:18y	Ray Funkhouser(NJ)	-
41	12:35i	Ray Funkhouser(NJ)	2-23-92
42	12:26	Ray Funkhouser(NJ)	1-10-93
43	12:32.39	Steve Pecinovskiy(AR)	8-9-98
44	12:09.3	Willi Sawall(AUS)	12-5-85
	13:24	Gary Null(NY)	4-23-89
45	13:21i	Gary Null(NY)	12-29-90
46	13:20i	Gary Null(NY)	2-17-91
47	13:17i	Gary Null(NY)	3-22-92
	p13:14.82i	Brian Adams(GBR)	3-1-97
48	13:00i	Don Denoon(IL)	2-7-92
49	12:06	Gary Little(NZL)	11-23-91
	12:38.71i	Don Denoon(IL)	2-20-93
50	12:35.0i	Don Denoon(IL)	2-5-94
51	12:18	Gary Little(NZL)	1-23-93
	14:22i	Jim Carmines(PA)	3-19-95
52	13:00	Gary Little(NZL)	3-20-94
	13:28.85i	Jim Carmines(PA)	3-31-96
53	12:50.27	Gary Little(NZL)	12-8-95
	13:41.00i	Richard Friedlander(US)	3-7-98
54	13:19.24i	Jim Carmines(PA)	3-29-98
55	13:00.00	Gary Little(NZL)	11-29-97
	13:46.12i	Richard Friedlander(MO)	3-26-00
56	13:00.69	Gary Little(NZL)	1-17-98
	13:36.69i	Richard Friedlander(MO)	1-27-01
57	13:45.37i	Don Denoon(IL)	1-27-01
58	14:24.53i	Paul Johnson(AK)	3-31-96
59	14:01.19	Gary Little(NZL)	2-18-01
	14:33	Max Green(MI)	7-4-91
60	14:16	Murray Dickinson(AUS)	3-21-99
	14:34.28i	Dave Romansky(NJ)	3-29-99
61	15:56.2	Dave Romansky(NJ)	10-16-99
62	15:47i	Jack Bray(CA)	2-24-95
63	15:58yi	Robert Mimm(NJ)	1-10-88
64	14:57.30i	Max Green(MI)	3-31-96
65	15:39.67i	George Chaplin(GB)	3-2-96
	15:41.41i	Jack Bray(CA)	3-29-98
66	16:14.30i	George Chaplin(GB)	3-1-97
	16:22.12i	Bob Barrett(NY)	3-26-00
67	16:05.97i	Bob Barrett(NY)	3-25-01
68	16:03.74i	Jack Bray(CA)	3-25-01
69	16:23.86	Jack Starr(DE)	2-22-98
70	17:03.33i	Jack Starr(DE)	3-29-99
	p16:58.73	Charles Colman(GBR)	7-6-91
71	17:34.50i	William Flick(PA)	3-23-97
72	17:46.31i	Jack Starr(DE)	3-26-00
73	17:55.03i	William Flick(PA)	3-29-99
74	19:09.49i	Ed Gawinski(DE)	3-25-01
75	16:19.6	James Grimwade(GB)	7-12-87
	19:28y	Chesley Unruh(CA)	6-19-82
76	20:14.81i	Tim Dyas(NJ)	3-23-97
	19:12.96i	Bob Mimm(NJ)	3-25-01
	p18:56.49i	Ed Seeger(VA)	-
	18:56.49i	Charles Colman(GBR)	3-1-97
77	19:46i	Bill Tallmadge(KY)	3-25-94
78	20:52yi	Martin Bartels(IL)	3-15-87
79	22:47yi	Byron Fike(OH)	2-22-87
80	17:41.4i	James Grimwade(GB)	3-20-93
	21:39.16i	Bill Patterson(KY)	3-31-96

81	21:49	Byron Fike(OH)	10-21-89
82	23:05i	Byron Fike(OH)	2-21-90
83	24:12y	Paul Fairbank(MD)	10-22-89
84	19:50.57i	James Grimwade(GB)	3-1-97
	24:22y	Sam Gadless(FL)	11-23-91
85	24:29.58i	Bill Patterson(KY)	3-25-01
86	24:40i	George Conway(MA)	3-18-89
87	23:53	Sam Gadless(FL)	5-30-94
88	36:51y	Earl Bailey(VA)	11-1-87

## 5K WALK

35	18:30.43	Mauricio Damilano(ITA)	6-11-92
	20:55	Gary Morgan(MI)	9-16-95
	20:00.09i	Jose Marin(ESP)	1-25-86
36	20:06.02i	Gary Morgan(MI)	3-2-96
	20:01.50i	Jonathon Matthews(CA)	3-5-94
38	19:28.45i	Jose Marin(ESP)	2-17-88
	21:22	Gary Morgan(MI)	5-23-98
39	20:53	Anatoly Gorshkov(UKR)	11-23-97
	23:10	Keith Louma(GA)	9-22-01
40	20:45	Jonathon Matthews(CA)	9-14-96
41	20:20	Willi Sawall(AUS)	2-19-83
	20:57	Ray Funkhouser(NJ)	7-6-92
42	19:45.65	Willi Sawall(AUS)	3-31-84
	21:04	Ray Funkhouser(NJ)	5-14-93
43	21:10	Larry Walker(CA)	6-14-86
44	21:54	Warrick Yeager(DC)	8-23-98
45	21:16.0	Gerard Lelievre(FRA)	5-21-95
	21:27	Larry Walker(CA)	6-18-88
46	21:40	Larry Walker(CA)	6-18-89
47	22:09	John Knifton(TX)	10-11-86
48	21:11	Willi Sawall(AUS)	3-31-90
	21:50	Larry Walker(CA)	6-15-91
49	20:54.4	Gary Little(NZL)	12-7-91
	22:01	Larry Walker(CA)	2-23-92
50	21:01	Gary Little(NZL)	2-16-92
	21:41	Don Denoon(IL)	9-18-93
51	21:12	Jonathon Matthews(CA)	2-17-93
	21:56	Don Denoon(IL)	8-12-94
52	21:42	Gary Little(NZL)	2-9-94
	23:17	Larry Walker(CA)	5-17-95
53	23:03	Jim Carmines(PA)	8-25-96
	54	Gary Little(NZL)	1-31-96
	23:12.10	Don Denoon(IL)	8-8-97
55	22:19.55	Gary Little(NZL)	3-8-97
	23:29.51	Don Denoon(IL)	7-31-98
56	22:14.93	Gary Little(NZL)	1-19-98
	24:10.1	Richard Friedlander(MO)	8-11-00
57	22:54.0	Gary Little(NZL)	2-17-99
	24:21.43	Don Denoon(IL)	7-30-00
58	23:51.76	Don Denoon(IL)	7-5-01
59	23:09.03	Gary Little(NZL)	7-5-01
60	24:48	Bryan Hawkins(GB)	5-24-88
	24:11.90	Dave Romansky(NJ)	6-6-98
61	25:12	Max Green(MI)	10-16-93
62	24:07.71	Gerhard Weidner(FRG)	7-22-95
	25:11	Jack Bray(CA)	7-22-95
63	24:36.9	Gerhard Weidner(FRG)	7-22-96
	25:15.20	Jack Bray(CA)	8-16-96
64	25:12.08	Dario Ramirez(COL)	7-5-01
	25:23.93	Max Green(MI)	8-16-96
65	25:27.4	Gerhard Weidner(GER)	9-13-98
	26:01.93	Jack Bray(CA)	7-31-98
66	25:44	Tom Daintry(AUS)	3-25-78
	26:04.4	Max Green(MI)	7-31-98
67	27:02	Olaf Petterson(SWE)	7-21-91
	27:08.00	Jack Bray(CA)	8-11-00
68	25:50.0	Gerhard Weidner(FRG)	7-5-01
	26:52.02	Jack Bray(CA)	7-5-01
69	26:27	Tom Daintry(AUS)	1-11-81
	28:13	Jack Starr(DE)	8-24-97
70	28:24	William Flick(PA)	8-25-96

71	27:02	Tom Daintry(AUS)	4-10-82
	29:48	Gordon Wallace(AZ)	8-15-81
72	29:15	Gordon Wallace(AZ)	6-12-82
	p28:32.31	Shin Nakamichi(JPN)	7-5-01
73	28:09	Alfred Roberts(GB)	8-13-75
	29:37.9	Robert Mimm(NJ)	6-13-98
74	27:56	James Grimwade(GB)	7-28-86
	30:13	Giulio Depetra(CA)	5-19-85
75	27:40	James Grimwade(GB)	6-28-87
	30:47	Giulio Depetra(CA)	5-18-86
76	28:44	Tom Daintry(AUS)	4-18-87
	31:20	Giulio Depetra(CA)	10-9-87
77	32:21	Giulio Depetra(CA)	6-26-88
78	29:33	Tom Daintry(AUS)	8-4-89
	32:13	Giulio Depetra(CA)	8-4-89
79	29:59	Tom Daintry(AUS)	4-14-90
	32:34	Giulio Depetra(CA)	4-7-90
80	29:24.2	James Grimwade(GB)	6-7-92
	34:46	Giulio Depetra(CA)	6-8-91
81	33:57	Tom Daintry(AUS)	12-1-92
	34:29	Giulio Depetra(CA)	7-1-92
82	32:35	Albert Theobald(AUS)	3-24-79
	34:43	Byron Fike(OH)	8-7-90
83	32:21	Albert Theobald(AUS)	4-6-80
	34:52	Paul Spangler(CA)	6-19-82
84	37:35	Paul Spangler(CA)	9-26-83
85	33:15	Albert Theobald(AUS)	4-10-82
	36:48	Sam Gausless(FL)	3-28-92
86	33:15	Albert Theobald(AUS)	4-4-83
	37:41	Paul Spangler(CA)	8-24-85
87	33:53	Albert Theobald(AUS)	4-21-84
	37:10	Paul Spangler(CA)	5-24-86
88	34:54	Albert Theobald(AUS)	6-26-85
	38:26	Paul Spangler(CA)	7-25-87
90	35:10	Albert Theobald(AUS)	4-18-87
	43:51	Paul Spangler(CA)	8-4-89
93	45:27.8	Philip Rabinowitz(RSA)	7-1-97

## 10K WALK

35	39:41.4	Mauricio Damilano(ITA)	5-23-92
36	40:30.16	Hartwig Gauder(GER)	6-15-91
	44:02	Gary Morgan(MI)	5-19-96
37	41:06	Jose Marin(ESP)	8-30-87
	41:59.91	Jonathon Matthews(CA)	4-30-94
38	40:19	Valdas Kazlauskas(LIT)	5-11-96
	46:26	Gary Morgan(MI)	4-19-98
39	39:30	Jose Marin(ESP)	6-3-89
	43:46	Jonathon Matthews(CA)	4-28-96
40	40:08	Willi Sawall(AUS)	8-28-82
	43:23	Larry Walker(CA)	12-4-83
41	40:39	Marcel Jobin(CAN)	7-23-83
	43:24	Jonathon Matthews(CA)	9-28-97
42	41:14	Willi Sawall(AUS)	5-26-84
	42:44	Jonathon Matthews(CA)	6-27-99
43	45:12	John Knifton(TX)	10-16-82
44	41:58	Willi Sawall(AUS)	4-12-86
	44:35	Larry Walker(CA)	4-26-87
45	44:54	Larry Walker(CA)	4-24-88
46	42:18	Willi Sawall(AUS)	4-2-88
	45:18	Larry Walker(CA)	12-9-89
47	42:26	Willi Sawall(AUS)	7-15-89
	45:00	Larry Walker(CA)	4-22-90
48	45:34	Gary Little(NZL)	4-11-90
	46:27	Larry Walker(CA)	4-21-91
49	43:10.6	Adolf Liepaskalns(URS)	10-4-59
	45:44	Don Denoon(IL)	7-11-92
50	42:20	Gary Little(NZL)	2-16-92
	45:50	Don Denoon(IL)	6-18-93
51	44:33	Gary Little(NZL)	4-17-93
	45:00	Don Denoon(IL)	7-16-94
52	46:36	Gary Little(NZL)	2-20-94
	48:14.28	Jim Carmines(PA)	4-27-96
53	48:05	Don Denoon(IL)	5-19-96
54	46:24	Gary Little(NZL)	6-16-96
	48:32	Jim Carmines(PA)	7-12-97
55	43:59.8	Adolf Liepaskalns(URS)	10-1-65
	49:28	Jim Carmines(PA)	7-11-98
56	45:39	Gary Little(NZL)	1-23-98
	50:04	Max Green(MI)	4-10-88

57	47:37	Gary Little(NZL)	2-28-99
	50:09	Max Green(MI)	10-21-89
58	48:24	Gary Little(NZL)	3-5-00
	50:03	Max Green(MI)	9-30-90
59	48:03	Gary Little(NZL)	6-16-01
	50:23	Max Green(MI)	7-13-91
60	49:35	Murray Dickinson(AUS)	8-29-98
	49:41.48	Dave Romansky(NJ)	4-25-98
61	51:20	Max Gould(CAN)	10-14-78
	51:29	Max Green(MI)	9-11-93
62	47:48	Carlo Bomba(ITA)	9-2-84
	52:57	Max Green(MI)	10-1-94
63	49:13	Gerhard Weidner(FRG)	4-28-96
	53:48	Max Green(MI)	5-28-95
64	49:46	Gerhard Weidner(FRG)	5-25-97
	53:53	Max Green(MI)	5-19-96
65	50:40.9	Gerhard Weidner(FRG)	6-13-98
	55:30	George Braceland(PA)	12-23-78
66	54:04	Max Green(MI)	7-11-98
67	58:03	Chico Scimone(ITA)	7-28-79
	58:24	Robert Mimm(NJ)	7-11-92
68	57:12	Dick Horsley(AUS)	7-18-81
	58:33	Robert Mimm(NJ)	7-10-93
69	58:07	Arne Svensson(SWE)	10-19-86
	58:26	Jack Starr(DE)	9-27-97
70	54:17	Tom Daintry(AUS)	5-9-81
	59:21	William Flick(PA)	5-19-96
71	59:48.00	William Flick(PA)	9-27-97
72	61:02	Connor Johnson(RSA)	7-28-79
	61:45	Giulio Depetra(CA)	8-21-83
73	57:17	James Grimwade(GB)	11-17-85
	61:03	Cokey Daman(VA)	7-11-92
74	55:56	James Grimwade(GB)	10-12-86
	62:09	Giulio Depetra(CA)	5-4-85
75	55:01	James Grimwade(GB)	9-27-87
	64:48	Gordon Wallace(AZ)	11-3-85
76	66:02	Giulio Depetra(CA)	6-7-87
	65:54	Alfred Roberts(GB)	7-28-79
77	61:18	Tony Perona(CA)	11-3-85
	68:44	Bill Tallmadge(KY)	7-16-94
78	62:51	Tom Daintry(AUS)	4-21-90
	68:06	Giulio Depetra(CA)	4-28-90
80	71:01	Tony Perona(CA)	3-19-89
81	61:25.4	James Grimwade(GB)	8-15-93
	69:48	Ellyer Clark(MA)	7-13-93
82	66:40	Albert Theobald(AUS)	6-2-79
	72:59	Tony Perona(CA)	5-27-90
83	66:24	Albert Theobald(AUS)	3-5-80
	76:00	Tony Perona(CA)	6-23-91
84	83:46	Tony Perona(CA)	6-7-92
86	83:56	George Conway(MA)	7-8-89
87	82:44	George Conway(MA)	7-7-90
88	83:51	George Conway(MA)	6-23-91
90	89:55	George Conway(MA)	7-10-93

## ONE HOUR WALK

58	7:20	11.284	Sal Corrallo(VA)	10-22-89
59	7:477	11.702	Dave Romansky(NJ)	11- 8-97
60	7:250	11.494	Dave Romansky(NJ)	10- 4-98
61	7-152	11.404	Jack Bray(CA)	7-17-94
62	6-1578	11.099	Max Green(MI)	9-10-94
63	6-1568	11.090	Jack Bray(CA)	9-14-96
64	6-1112	10.673	Paul Johnson(AR)	10- 7-01
65	6-1071	10.635	Robert Mimm(NJ)	10-22-89
66	6-1106	10.667	Robert Mimm(NJ)	12-23-90
67	6-693	10.290	Bob Barrett(NY)	10- 7-01
68	6-505	10.118	Jack Starr(DE)	10-11-96
69	6-537	10.147	Jack Starr(DE)	10-12-97
70	6-594	10.199	Jack Starr(DE)	10- 4-98
71	5-1624	9.532	Robert Mimm(NJ)	9-14-96
72	6-185	9.825	Howard Channell(CO)	9-16-90
73	5-1642	9.548	Jack Starr(DE)	10- 7-01
74	5-591	8.587	Klaus Timmerhaus(CO)	10-10-98
75	5-1347	9.278	Howard Channell(CO)	10-11-93
76	5-709	8.695	Tim Dyas(NJ)	10-11-96
77	5-455	8.463	Tim Dyas(NJ)	10-12-97
78	4-808	7.176	Meyer Mathis(MD)	11- 3-96
79	4-657	7.038	Sol Tanenbaum(FL)	11- 3-90
80	4-1718	8.008	Frank Rubin(MA)	10-18-92
81	4-1046	7.394	Harry Drazin(NJ)	12-28-94
82	4-694	7.072	Frank Rubin(MA)	10- 9-94
83	4-1549	7.854	Sam Gadless(FL)	11- 3-90
84	4-191	6.612	Fred Brown(MA)	10-14-90
85	4-834	7.200	Bill Patterson(NC)	11-18-00
86	4-557	6.947	George Conway(MA)	10-29-91
90	4-393	6.797	George Conway(MA)	10- 3-93

## 15K WALK

35	1:00:51.6	Mauricio Damilano(ITA)	10- 3-92
	1:08:39.0	Mike Rohl(WI)	5-21-00
36	1:03:51	Jonathon Matthews(CA)	5-23-93
37	1:04:25	Jonathon Matthews(CA)	5- 7-94
38	1:29:50	Will Preisce(WI)	5-23-99
	p1:21:50	Doug Johnson(IL)	5-24-98
39	1:18:58	Gary Morgan(MI)	5-23-99
40	1:04:26	Willi Sawall(AUS)	4-28-82
	1:07:34	Larry Walker(CA)	5-15-83
41	1:07:41	Jonathon Matthews(CA)	5-24-98
42	1:02:47	Willi Sawall(AUS)	6- 2-84
	1:04:02	Jonathon Matthews(CA)	6-27-99
43	1:10:20	Larry Walker(CA)	4-20-86
44	1:08:37	Larry Walker(CA)	11-29-87
45	1:05:35	Willi Sawall(AUS)	8-15-87
	1:15:21	Rudy Haluza(CA)	12-19-76
46	1:04:53	Willi Sawall(AUS)	6-26-88
	1:10:57	Larry Walker(CA)	4-30-89
47	1:09:34	Larry Walker(CA)	10-16-90
48	1:10:39	Larry Walker(CA)	3-16-91
49	1:06:00	Gary Little(NZL)	10-12-91
	1:16:37	Jack Boitano(CT)	6-27-82
50	1:04:18	Gary Little(NZL)	2-16-92
	1:11:00	Don Denoon(IL)	6-18-93
51	1:07:59	Gary Little(NZL)	11-21-93
	1:08:59	Don Denoon(IL)	7-10-94
52	1:13:52	Mario Sciarretta(ITA)	10-12-86
	1:16:21	Jim Carmines(PA)	9-24-95
53	1:15:09	Don Denoon(IL)	9-21-96
54	1:12:30	Gary Little(NZL)	2-11-96
	1:14:41	Jim Carmines(PA)	5-24-98
55	1:09:25	Gary Little(NZL)	10-11-97
	1:16:13	Jim Carmines(PA)	5-23-99
56	1:14:44	Don Denoon(IL)	5-23-99
57	1:13:18	Gary Little(NZL)	9- 5-99
	1:19:24	Jim Carmines(PA)	5-12-01
58	1:16:05	Gary Little(NZL)	6-17-00
	1:17:29	Max Green(MI)	4- 8-90
59	1:18:44	Max Green(MI)	4-14-91
60	1:21:10	Max Green(MI)	4-12-92
61	1:20.9	Dave Romansky(NJ)	10-16-99
62	1:20:53	Carlo Bomba(ITA)	2- 5-84
	1:24:35	Anthony Medieros(MA)	10-11-75
63	1:20:12	Max Gould(CAN)	9-28-80
	1:21:16	Max Green(MI)	9-24-95
64	1:24:10	Anthony Medieros(MA)	9-17-77
65	1:25:38	Max Green(MI)	5-18-97

66	1:24:26	Max Green(MI)	5-24-98
67	1:27:42	Robert Mimm(NJ)	2- 7-92
68	1:29:34	Jack Bray(CA)	5-20-01
69	1:33:42	Gordon Wallace(AZ)	6- 2-79
70	1:22:53	Tom Daintry(AUS)	4-25-81
	1:32:30	Gordon Wallace(AZ)	7-12-80
71	1:35:38	Gordon Wallace(AZ)	1-13-81
72	1:31:57	Giulio Depetra(CA)	8-21-83
73	1:32:46	Robert Mimm(NJ)	5-17-98
74	1:35:49	Giulio Depetra(CA)	11-17-85
75	1:28:46	Tom Daintry(AUS)	6-22-86
	1:43:05	Gordon Wallace(AZ)	8- 4-85
76	1:34:47	Albert Theobald(AUS)	12-23-73
	1:39:25	Giulio Depetra(CA)	6- 7-87
77	1:40:32	Giulio Depetra(CA)	6- 5-88
78	1:41:14	Giulio Depetra(CA)	4-30-89
79	1:38:26	Tom Daintry(AUS)	4-29-90
	1:50:14	Tony Perona(CA)	3-20-88
80	1:47:52	Tony Perona(CA)	3-19-89
82	1:52:22	Tony Perona(CA)	5-27-90
84	2:31:57	Earl Bailey(VA)	11-05-83
86	2:09:18	Tony Perona(CA)	5-21-95

## 20K WALK

35	1:18:54	Mauricio Damilano(ITA)	6- 6-92
	1:27:37.5	Gary Morgan(MI)	11- 5-95
36	1:22:38	Pavol Blacek(CZE)	3-18-95
	1:24:56	Jonathon Matthews(CA)	5-23-93
37	1:21:24	Jose Marin(ESP)	8-30-87
	1:29:02.3	Jonathon Matthews(CA)	6-16-94
38	1:20:34	Jose Marin(ESP)	9-23-88
	1:35:41	Steve Pecinovskiy(AR)	9-26-93
39	1:21:29	Valdas Kazlauskas(LIT)	4-19-97
	1:27:30	Jonathon Matthews(CA)	5-19-96
40	1:21:36	Willi Sawall(AUS)	7- 4-82
	1:29:57	Dan O'Connor(NY)	5-10-92
41	1:25:11	Willi Sawall(AUS)	9- 3-83
	1:29:35	Ray Funkhouser(NJ)	8-29-92
42	1:23:27	Willi Sawall(AUS)	4- 5-84
	1:24:50	Jonathon Matthews(CA)	6-27-99
43	1:24:57	Endre Andraszkay(HUN)	4- 5-87
	1:34:14	Mark Green(NY)	3-20-99
44	1:25:09	Willi Sawall(AUS)	4-19-86
	1:31:31	Larry Walker(CA)	11-29-87
45	1:31:21	Gerhard Weidner(FRG)	8-12-78
	1:41:01	Bob Keating(NH)	4- 5-92
46	1:25:03	Willi Sawall(AUS)	8-27-88
	1:32:42	Larry Walker(CA)	7-30-89
47	1:28:12	Willi Sawall(AUS)	12-18-88
	1:33:09	Larry Walker(CA)	6-16-90
48	1:30:25	Adolfs Liepaskalns(URS)	6-20-59
	1:34:21	Larry Walker(CA)	3-16-91
49	1:28:32	Gary Little(NZL)	10-12-91
	1:32:21	Don Denoon(IL)	3-28-93
50	1:26:32	Gary Little(NZL)	2-16-92
	1:33:38	Don Denoon(IL)	3-27-94
51	1:30:07	Gary Little(NZL)	3- 7-93
	1:33:28	Don Denoon(IL)	7-10-94
52	1:35:35	Gerhard Weidner(FRG)	4-27-85
	1:42:36	Jim Carmines(PA)	3-25-96
53	1:35:15	Gerhard Weidner(FRG)	7-11-86
	1:42:45	Sal Corrallo(VA)	3- 4-84
54	1:36:56	Andrew Jamieson(AUS)	5-17-01
	1:44:14	Don Denoon(IL)	8-10-97
55	1:35:12	Andrew Jamieson(NZL)	8-18-01
	1:43:09	Jim Carmines(PA)	8- 2-98
56	1:36:20	Gerhard Weidner(FRG)	8-11-89
	1:40:34	Don Denoon(IL)	5- 9-99
57	1:37:27	Gary Little(NZL)	2-28-99
	1:46:31	Max Green(MI)	4-16-89
58	1:39:22	Gerhard Weidner(FRG)	7-26-91
	1:43:41	Max Green(MI)	4- 8-90
59	1:38:39	Gerhard Weidner(FRG)	5-17-92
	1:45:32t	Dave Romansky(NJ)	10-12-97
60	1:37:46	Gerhard Weidner(FRG)	3-28-93
	1:48:20	Dave Romansky(NJ)	8- 2-98
61	1:40:45	Gerhard Weidner(FRG)	7- 2-94
	1:50:55	Robert Mimm(NJ)	10- 5-86
62	1:39:43	Gerhard Weidner(FRG)	7- 1-95

63	1:51:19	Robert Mimm(NJ)	9- 7-87
	1:39:08	Gerhard Weidner(FRG)	6-22-96
	1:49:09	Robert Mimm(NJ)	11-29-87
64	1:43:48	Gerhard Weidner(FRG)	6-28-97
	1:56:00	Robert Mimm(NJ)	4-30-89
65	1:43:34	Gerhard Weidner(FRG)	5-23-98
	1:56:00	Robert Mimm(NJ)	5- 6-90
66	1:52:44	Max Green(MI)	8- 2-98
	1:59:18	Jack Bray(CA)	8-13-00
68	1:51:04	Gerhard Weidner(FRG)	7-13-01
	2:01:45	Jack Bray(CA)	7-13-01
69	1:51:18	Tom Daintry(AUS)	1-13-81
	2:00:39	Robert Mimm(NJ)	8-14-94
70	1:59:59	Alfred Roberts(GB)	4- 1-72
	2:03:37	Cokey Daman(VA)	7-30-89
71	2:01:35	Charles Megnin(GB)	8- 1-86
	2:06:34	William Flick(PA)	8-10-97
72	2:04:47	Giulio Depetra(CA)	8-21-83
73	1:59:38	James Grimwade(GB)	7- 8-85
	2:09:32	Don Johnson(NJ)	5- 6-90
74	1:58:10	James Grimwade(GB)	8- 1-86
	2:09:12	Giulio Depetra(CA)	6-29-85
75	1:55:19	James Grimwade(GB)	11-29-87
	2:11:47	Giulio Depetra(CA)	8- 1-86
76	1:59:42	Alfred Roberts(GB)	9-15-78
	2:11:23	Cokey Daman(VA)	5- 7-95
77	2:07:33	Alfred Roberts(GB)	7-31-79
	2:09:44	Giulio Depetra(CA)	2- 2-88
78	2:10:53	Tom Daintry(AUS)	7-30-89
	2:13:34	Giulio Depetra(CA)	7-30-89
79	2:06:19	Tom Daintry(AUS)	4-16-90
	2:20:35	Giulio Depetra(CA)	7- 8-90
80	2:04:49	James Grimwade(GB)	6-20-92
	2:24:48	Giulio Depetra(CA)	7-25-91
81	2:19:25	Giulio Depetra(CA)	7- 3-92
82	2:29:00	Giulio Depetra(CA)	10-11-93
83	2:22:12	Albert Theobald(AUS)	1-13-81
84	2:50:38	Ernest Lucken(CA)	8- 2-98
85	2:51:13	Viljo Hallikainen(FIN)	7-12-97
	2:26:07	Albert Theobald(AUS)	8-21-82
	3:01:01	Bill Patterson(KY)	8-13-00
86	2:28:24	Albert Theobald(AUS)	4- 5-83
	2:56:32	Earl Bailey(VA)	5-26-85
87	2:51:48	Benjamin Moodie(RSA)	7-12-97
	3:00:29	Tony Perona(CA)	3-17-96
88	2:35:12	Albert Theobald(AUS)	6-29-85
90	2:34:01	Albert Theobald(AUS)	4- 3-87
93	3:02:51	Philip Rabinowitz(RSA)	7-12-97
95	2:48:19	Philip Rabinowitz(RSA)	5-29-99

## 25K WALK

35	1:41:10.3	Mauricio Damilano(ITA)	10- 3-92
	1:54:49	Gary Morgan(MI)	5- 5-96
36	1:58:20	Jonathon Matthews(CA)	8-21-93
39	2:02:48	Marco Evoniuk(CA)	2-16-97
40	2:01:22	John Knifton(TX)	3-23-80
41	2:02:46	Roy Thorpe(GB)	8-16-75
	2:03:18	Mark Green(NY)	2-16-97
42	2:07:32	Mark Green(NY)	2- 8-98
43	2:08:00	Bill Ranney(CA)	3-18-79
44	1:59:59	Larry Walker(CA)	5-24-87
45	2:04:52	Bill Ranney(CA)	7-13-80
46	2:11:54	Bill Ranney(CA)	3-28-82
47	2:01:26	Gary Little(NZL)	10-15-89
	2:09:26	Eugene Kitts(HI)	1- 8-95
48	2:13:43	P. Andreotti(ITA)	6-11-89
	2:13:55	Jack Boitano(CT)	7-19-81
49	1:52:10	Gary Little(NZL)	10-12-91
	2:16:59	Sal Corrallo(VA)	11- 2-80
50	1:59:58	Gary Little(NZL)	4-12-92
	2:16:13	Sal Corrallo(VA)	7-19-81
51	1:56:11	Gary Little(NZL)	1-21-93
	2:20:55	Robert Mimm(NJ)	4-25-76
52	2:11:01	John Allen(CA)	11-26-78
53	2:25:04	Mario Sciarretta(ITA)	9-20-87
	2:26:46	Fred Dunn(CA)	3-28-82
54	2:17:01	Max Green(MI)	4- 6-86
55	2:11:44	Gary Little(NZL)	11- 9-97
	2:14:06	Max Green(MI)	5-24-87

56	2:17:23	Ed Whiteman(LA)	5-21-95
57	2:23:33	Dave Romansky(NJ)	5-21-95
58	2:19:33	Max Gould(CAN)	8-16-75
	2:22:37	Robert Mimm(NJ)	4-10-83
59	2:31:47	Jan Blidberg(SWE)	8-16-75
	2:36:26	James McGrath(NY)	5- 5-96
60	2:19:20	Dave Romansky(NJ)	5- 3-98
	2:28:51	Robert Mimm(NJ)	4- 6-86
61	2:28:36	Anthony Medieros(MA)	10-26-75
62	2:14:02	Carlo Bomba(ITA)	3- 3-85
63	2:12:02	Max Green(MI)	1-28-96
	2:21:31	Max Green(MI)	5- 5-96
64	2:37:21	Sydney Smith(GB)	8-16-75
	2:42:01	Robert Mimm(NJ)	9- 4-90
66	2:26:41	Max Green(MI)	5- 3-98
67	2:48:35	Jack Starr(DE)	5- 5-96
68	2:48:06	Don Johnson(NJ)	4-21-85
69	2:42:59	Gordon Wallace(AZ)	6-17-79
70	2:30:26	Tom Daintry(AUS)	5-17-81
	2:39:15	Robert Mimm(NJ)	5-21-95
71	2:47:31	Cokey Daman(VA)	9- 4-90
72	2:54:46	Gordon Wallace(AZ)	3-28-82
73	2:37:56	Alfred Roberts(GB)	8-16-75
	2:44:00	Robert Mimm(NJ)	5- 3-98
74	2:49:06	Cokey Daman(VA)	12-31-92
75	3:07:10	Harry Drazin(NJ)	10-16-88
76</			

59	4:25.21	Gerhard Weidner(FRG)	4-19-92	68	6:31:44	George Knox(OH)	4- 6-80
	5:38:59	Lawrence O'Neil(MT)	6-11-67	69	6:29:33	George Knox(OH)	7-23-80
60	4:23.29	Gerhard Weidner(FRG)	5-23-93	70	5:37:36	Tom Daintry(AUS)	9- 6-81
	5:09:20	John Stowers(TX)	3- 5-89		6:18:14	okey Daman(VA)	3- 5-89
61	5:28:12	Helmut Hampe(FRG)	5-31-73		p5:33:21p	Charles Colman(GBR)	6-30-96
	5:37:30	Lawrence O'Neil(MT)	9-13-69	71	6:27:36	Denis Cock(RSA)	7-27-85
62	5:41:05	John Stowers(TX)	3-17-91		7:12:30	George Knox(OH)	7-17-82
63	5:13:12	Robert Mimm(NJ)	4- 2-88	72	5:58:55	Ernie Warwick(GB)	4- 9-88
64	6:05:46	Charles Deuser(OH)	10-30-94		6:36:34	Don Johnson(NJ)	3- 5-89
65	5:38:59	Len Creol(GB)	4- 9-88	73	7:22:48	John Clough(RSA)	8-23-86
	5:40:51	Robert Mimm(NJ)	4- 8-90	74	7:04:23	Harry Drazin(NJ)	2-21-88
66	5:48:01	Gerd Nichek(FRG)	3-21-82	75	5:19:34	James Grimwade(GB)	8- 1-87
67	5:32:55	Len Creol(GB)	4- 7-90		5:78:15	George Knox(OH)	11- 2-86
	6:24:18	George Knox(OH)	10-28-78		p7:18:21p	Henry Bent(MO)	11- 6-76

83	24:28i	Nora Wedemo(SWE)	3- 1-97	83	24:28i	Nora Wedemo(SWE)	3- 1-97
85	27:36	Nance Jeffreys(AUS)	9-27-94	85	27:36	Nance Jeffreys(AUS)	9-27-94
	28:47.11i	Dorothy Roberts(CA)	2-24-95		28:47.11i	Dorothy Roberts(CA)	2-24-95
87	27:41.76i	Dorothy Roberts(CA)	2-16-97	87	27:41.76i	Dorothy Roberts(CA)	2-16-97

## 5K WALK

35	20:41	Kerry Saxby(AUS)	6- 6-96	35	20:41	Kerry Saxby(AUS)	6- 6-96
	22:39	Victoria Herazo(NV)	9-17-94		22:39	Victoria Herazo(NV)	9-17-94
	22:39	Debbi Lawrence(WI)	8-24-97		22:39	Debbi Lawrence(WI)	8-24-97
36	21:23.07	Anne Manning(AUS)	2-17-96	36	21:23.07	Anne Manning(AUS)	2-17-96
	23:33.25	Victoria Herazo(NV)	7-22-95		23:33.25	Victoria Herazo(NV)	7-22-95
37	22:03.88	Yelena Veremehuk(UKR)	5-11-97	37	22:03.88	Yelena Veremehuk(UKR)	5-11-97
	22:49	Victoria Herazo(NV)	9-14-96		22:49	Victoria Herazo(NV)	9-14-96
38	22:35t	Janice McCaffrey(CAN)	4-11-98	38	22:35t	Janice McCaffrey(CAN)	4-11-98
	23:34	Victoria Herazo(NV)	8-24-97		23:34	Victoria Herazo(NV)	8-24-97
39	23:31	Victoria Herazo(NV)	9-12-98	39	23:31	Victoria Herazo(NV)	9-12-98
40	23:27	Suzanne Griesbach(FRA)	6-15-85	40	23:27	Suzanne Griesbach(FRA)	6-15-85
	23:57.93	Lynda Brubaker(PA)	8- 8-97		23:57.93	Lynda Brubaker(PA)	8- 8-97
41	22:51.4	Suzanne Griesbach(FRA)	4-26-86	41	22:51.4	Suzanne Griesbach(FRA)	4-26-86
	23:28.1	Lynda Brubaker(PA)	7-31-98		23:28.1	Lynda Brubaker(PA)	7-31-98
42	22:49.4	Suzanne Griesbach(FRA)	8- 9-87	42	22:49.4	Suzanne Griesbach(FRA)	8- 9-87
	24:18	Viisha Sedlak(CO)	7-21-91		24:18	Viisha Sedlak(CO)	7-21-91
43	23:38.06	Suzanne Griesbach(FRA)	8-14-88	43	23:38.06	Suzanne Griesbach(FRA)	8-14-88
	25:07	Viisha Sedlak(CO)	8-14-92		25:07	Viisha Sedlak(CO)	8-14-92
44	23:08.21	Suzanne Griesbach(FRA)	8-13-89	44	23:08.21	Suzanne Griesbach(FRA)	8-13-89
	24:14	Gayle Johnson(MO)	8-29-93		24:14	Gayle Johnson(MO)	8-29-93
45	24:16.9	Barbara Nel(RSA)	4-28-00	45	24:16.9	Barbara Nel(RSA)	4-28-00
	25:51	Lori Maynard(CA)	5-30-81		25:51	Lori Maynard(CA)	5-30-81
46	24:29.1	Suzanne Griesbach(FRA)	4-28-91	46	24:29.1	Suzanne Griesbach(FRA)	4-28-91
	25:28	Jo Ann Nedelco(CA)	9-24-89		25:28	Jo Ann Nedelco(CA)	9-24-89
47	25:09.47	Jo Ann Nedelco(CA)	8- 2-90	47	25:09.47	Jo Ann Nedelco(CA)	8- 2-90
48	25:41	Jo Ann Nedelco(CA)	6- 8-91	48	25:41	Jo Ann Nedelco(CA)	6- 8-91
49	26:16	Jo Ann Nedelco(CA)	9-27-92	49	26:16	Jo Ann Nedelco(CA)	9-27-92
50	26:01.0	Waltraud Seiler(GER)	7-21-91	50	26:01.0	Waltraud Seiler(GER)	7-21-91
	26:53	Jo Ann Nedelco(CA)	9-25-93		26:53	Jo Ann Nedelco(CA)	9-25-93
51	25:04	Heidi Maeder(SUI)	9-30-95	51	25:04	Heidi Maeder(SUI)	9-30-95
	26:21	Gayle Johnson(MO)	10-14-00		26:21	Gayle Johnson(MO)	10-14-00
52	25:55	Waltraud Seiler(GER)	8-28-93	52	25:55	Waltraud Seiler(GER)	8-28-93
	27:16	Gayle Johnson(MO)	9-22-01		27:16	Gayle Johnson(MO)	9-22-01
53	25:01.6	Heidi Maeder(SUI)	6-28-97	53	25:01.6	Heidi Maeder(SUI)	6-28-97
	27:59	Beverly La Veck(WA)	8- 5-89		27:59	Beverly La Veck(WA)	8- 5-89
54	26:56.83	Waltraud Seiler(GER)	6-25-95	54	26:56.83	Waltraud Seiler(GER)	6-25-95
	28:04.2	Jo Ann Nedelco(CA)	7-12-97		28:04.2	Jo Ann Nedelco(CA)	7-12-97
55	27:29.68	Elton Richardson(NY)	8-12-94	55	27:29.68	Elton Richardson(NY)	8-12-94
56	26:47.77	Waltraud Seiler(GER)	9-13-97	56	26:47.77	Waltraud Seiler(GER)	9-13-97
	28:05t	Jo Ann Nedelco(CA)	6-12-99		28:05t	Jo Ann Nedelco(CA)	6-12-99
57	25:28.0	Olga Meyer(FRG)	5-26-85	57	25:28.0	Olga Meyer(FRG)	5-26-85
	28:44.4	Beverly La Veck(WA)	11-20-93		28:44.4	Beverly La Veck(WA)	11-20-93
58	26:06.4	Olga Meyer(FRG)	9-27-86	58	26:06.4	Olga Meyer(FRG)	9-27-86
	28:03	Elton Richardson(NY)	9-21-97		28:03	Elton Richardson(NY)	9-21-97
59	26:20	Olga Meyer(FRG)	9-24-87	59	26:20	Olga Meyer(FRG)	9-24-87
	28:54.8	Beverly La Veck(WA)	6-20-95		28:54.8	Beverly La Veck(WA)	6-20-95
60	27:04	Olga Meyer(FRG)	10-15-88	60	27:04	Olga Meyer(FRG)	10-15-88
	29:02.88	Bev LaVeck(WA)	8-16-96		29:02.88	Bev LaVeck(WA)	8-16-96
61	26:38	Olga Meyer(GER)	6-10-89	61	26:38	Olga Meyer(GER)	6-10-89
	28:49.35	Beverly La Veck(WA)	6-28-97		28:49.35	Beverly La Veck(WA)	6-28-97
62	27:52	Olga Meyer(FRG)	9- 9-90	62	27:52	Olga Meyer(FRG)	9- 9-90
	29:02	Ruth Eberle(MO)	8-29-93		29:02	Ruth Eberle(MO)	8-29-93
63	28:09	Olga Meyer(FRG)	6- 8-91	63	28:09	Olga Meyer(FRG)	6- 8-91
	29:29.04	Ruth Eberle(MO)	8-12-94		29:29.04	Ruth Eberle(MO)	8-12-94
64	28:53.24	Beverly La Veck(WA)	7- 1-00	64	28:53.24	Beverly La Veck(WA)	7- 1-00
65	28:54.13	Janina Fjalkowska(POL)	7- 5-01	65	28:54.13	Janina Fjalkowska(POL)	7- 5-01
	29:29.72	Beverly La Veck(WA)	7- 5-01		29:29.72	Beverly La Veck(WA)	7- 5-01
66	27:57.0	Jan Albury(AUS)	10- 6-95	66	27:57.0	Jan Albury(AUS)	10- 6-95
	30:03.00	Ruth Eberle(MO)	7-11-98		30:03.00	Ruth Eberle(MO)	7-11-98
67	29:54.95	Olga Meyer(FRG)	9- 2-95	67	29:54.95	Olga Meyer(FRG)	9- 2-95
	31:41.21	Shirley Dockstader(CA)	8-11-00		31:41.21	Shirley Dockstader(CA)	8-11-00
68	30:37	May Bengtsson(SWE)	12- 4-87	68	30:37	May Bengtsson(SWE)	12- 4-87
	31:33	Miriam Gordon(FL)	1-22-94		31:33	Miriam Gordon(FL)	1-22-94
69	29:34	Miriam Gordon(FL)	12- 4-87	69	29:34	Miriam Gordon(FL)	12- 4-87
	32:54	Miriam Gordon(FL)	10-22-94		32:54	Miriam Gordon(FL)	10-22-94
70	30:09.0	Miriam Gordon(FL)	7- 2-88	70	30:09.0	Miriam Gordon(FL)	7- 2-88
	32:59	Miriam Gordon(FL)	10-28-95		32:59	Miriam Gordon(FL)	10-28-95
71	29:16	Miriam Gordon(FL)	7-21-89	71	29:16	Miriam Gordon(FL)	7-21-89
	34:51	Miriam Gordon(FL)	10-26-96		34:51	Miriam Gordon(FL)	10-26-96
72	33:30.00	Miriam Gordon(FL)	3- 7-98	72	33:30.00	Miriam Gordon(FL)	3- 7-98
73	30:50.2	Britta Tibbling(SWE)	7-21-91	73	30:50.2	Britta Tibbling(SWE)	7-21-91
	34:11	Margaret Walker(PA)	9-29-95		34:11	Margaret Walker(PA)	9-29-95
74	34:32.60	Johanna Luther(FRG)	6-25-88	74	34:32.60	Johanna Luther(FRG)	6-25-88

75	32:44.76	Imogene Watkins(MS)	11-12-94	75	32:44.76	Imogene Watkins(MS)	11-12-94
	34:47.11	Britta Tibbling(SWE)	10-16-93		34:47.11	Britta Tibbling(SWE)	10-16-93
76	33:26	Miriam Gordon(FL)	8-11-00	76	33:26	Miriam Gordon(FL)	8-11-00
	35:18t	Johanna Luther(FRG)	9-30-89		35:18t	Johanna Luther(FRG)	9-30-89
77	35:10.2	Jane Dana(CA)	10-19-97	77	35:10.2	Jane Dana(CA)	10-19-97
78	37:04	Jane Dana(CA)	7-31-98	78	37:04	Jane Dana(CA)	7-31-98
	36:11	Nance Jeffreys(AUS)	12- 4-87		36:11	Nance Jeffreys(AUS)	12- 4-87
79	38:22.28	Jane Dana(CA)	9-25-99	79	38:22.28	Jane Dana(CA)	9-25-99
80	37:18.6	Jane Dana(CA)	8-11-00	80	37:18.6	Jane Dana(CA)	8-11-00
81	40:29	Jane Dana(CA)	6-17-01	81	40:29	Jane Dana(CA)	6-17-01
82	37:56.04	Anne Clarke(IL)	7-21-91	82	37:56.04	Anne Clarke(IL)	7-21-91
83	44:01.46	Polly Clarke(CO)	8-14-92	83	44:01.46	Polly Clarke(CO)	8-14-92
84	66:57	Fan Benno(TX)	7- 5-01	84	66:57	Fan Benno(TX)	7- 5-01
85	44:43.85	Marilla Salisbury(CA)	8-14-92	85	44:43.85	Marilla Salisbury(CA)	8-14-92
86	41:52.5	Dorothy Roberts(CA)	7-18-97	86	41:52.5	Dorothy Roberts(CA)	7-18-97
	44:47.39	Margit Lindgren(SWE)	8-16-96		44:47.39	Margit Lindgren(SWE)	8-16-96
87	44:30.8	Dorothy Roberts(CA)	9-18-97	87	44:30.8	Dorothy Roberts(CA)	9-18-97
88	45:57.6	Dorothy Roberts(CA)	7-31-98	88	45:57.6	Dorothy Roberts(CA)	7-31-98

## 10K WALK

35	43:15	Graciela Mendoza(MEX)	5- 9-98	35	43:15	Graciela Mendoza(MEX)	5- 9-98
	46:26	Victoria Herazo(NV)	4-29-95		46:26	Victoria Herazo(NV)	4-29-95
36	42:52.00	Kerry Saxby(AUS)	1-26-98	36	42:52.00	Kerry Saxby(AUS)	1-26-98
	45:52.63	Victoria Herazo(NV)	6-17-93		45:52.63	Victoria Herazo(NV)	6-17-93
37	43:38.00	Kerry Saxby(AUS)	8- 8-98	37	43:38.00	Kerry Saxby(AUS)	8- 8-98
	45:47	Victoria Herazo(NV)	5-10-97		45:47	Victoria Herazo(NV)	5-10-97
38	45:30	Janice McCaffrey(CAN)	5-23-98	38	45:30	Janice McCaffrey(CAN)	5-23-98
	46:08	Debbi Lawrence(WI)	6-25-00		46:08	Debbi Lawrence(WI)	6-25-00
39	48:21.4	Suzanne Griesbach(FRA)	5-13-84	39	48:21.4	Suzanne Griesbach(FRA)	5-13-84
	48:29.00	Victoria Herazo(NV)	8- 2-98		48:29.00	Victoria Herazo(NV)	8- 2-98
40	49:10	Suzanne Griesbach(FRA)	7- 9-85	40	49:10	Suzanne Griesbach(FRA)	7- 9-85
	49:19	Lynda Brubaker(PA)	6-14-97		49:19	Lynda Brubaker(PA)	6-14-97
41	47:07	Suzanne Griesbach(FRA)	5-24-86	41	47:07	Suzanne Griesbach(FRA)	5-24-86
	48:30.00	Lynda Brubaker(PA)	8- 2-98		48:30.00	Lynda Brubaker(PA)	8- 2-98
42	48:06	Suzanne Griesbach(FRA)	9- 1-87	42	48:06	Suzanne Griesbach(FRA)	9- 1-87
	50:14	Viisha Sedlak(CO)	7-25-91		50:14	Viisha Sedlak(CO)	7-25-91
43	48:17	Suzanne Griesbach(FRA)	9- 4-88	43	48:17	Suzanne Griesbach(FRA)	9- 4-88
	50:55	Gayle Johnson(MO)	3-29-92		50:55	Gayle Johnson(MO)	3-29-92
44	47:03	Suzanne Griesbach(FRA)	4-21-90	44	47:03	Suzanne Griesbach(FRA)	4-21-90
	52:00	Lori Maynard(CA)	6-29-80		52:00	Lori Maynard(CA)	6-29-80
45	48:32	Suzanne Griesbach(FRA)	7-19-81	45	48:32	Suzanne Griesbach(FRA)	7-19-81
	52:58	Lori Maynard(CA)	4-28-91		52:58	Lori Maynard(CA)	4-28-91
46	49:15	Suzanne Griesbach(FRA)	3-28-95	46	49:15	Suzanne Griesbach(FRA)	3-28-95
	50:58	Gayle Johnson(MO)	9- 8-90		50:58	Gayle Johnson(MO)	9- 8-90
47	52:36	Jo Ann Nedelco(CA)	3-29-95	47	52:36	Jo Ann Nedelco(CA)	3-29-95
	p51:32	Heidi Rebellato(SWI)	7-30-89		p51:32	Heidi Rebellato(SWI)	7-30-89
48	53:27	Jo Ann Nedelco(CA)	6-23-91	48	53:27	Jo Ann Nedelco(CA)	6-23-91
49	54:33	Shiela Miller(AUS)	11-29-87	49	54:33	Shiela Miller(AUS)	11-29-87
	54:40	Mary Snyder(ID)	8-13-00		54:40	Mary Snyder(ID)	8-13-00
50	53:11	Waltraud Seiler(GER)	7-21-91	50	53:11	Waltraud Seiler(GER)	7-21-91
	57:06	Jo Ann Nedelco(CA)	8-14-93		57:06	Jo Ann Nedelco(CA)	8-14-93
51	53:15	Waltraud Seiler(GER)	7- 3-92	51	53:15	Waltraud Seiler(GER)	7- 3-92
	56:19	Gayle Johnson(MO)	5- 7-00		56:19	Gayle Johnson(MO)	5- 7-00
52	54:18	Sandra Kramer(AUS)	6- 5-99	52	54:18	Sandra Kramer(AUS)	6- 5



64	59:26.1	Bev LaVeck(WA)	4-22-00	
65	58:45	Janina Fijalkowska(POL)	7-13-01	
	59:46	Beverly La Veck(WA)	7-13-01	
66	61:36	Olga Meyer(FRG)	10-1-94	
	65:11.0	Ruth Leff(WI)	9-19-93	
67	60:38	Olga Meyer(FRG)	9-30-95	
	64:58	Shirley Dockstader(CA)	8-13-00	
68	58:41	Britta Tibbling(SWE)	8-1-86	
	65:28	Miriam Gordon(FL)	10-11-93	
69	59:51	Britta Tibbling(SWE)	11-29-87	
	69:15	Miriam Gordon(FL)	8-14-94	
70	60:18	Britta Tibbling(SWE)	6-26-88	
	69:21	Miriam Gordon(FL)	2-11-96	
71	62:08	Britta Tibbling(SWE)	7-30-89	
	p69:44	Miriam Gordon(FL)	7-97	
72	69:20	Miriam Gordon(FL)	3-28-98	
	73	62:45	Britta Tibbling(SWE)	7-25-91
	72:44.00	Miriam Gordon(FL)	8-2-98	
74	68:17	Anna Villet(RSA)	7-13-01	
	72:07	Miriam Gordon(FL)	2-26-00	
75	67:56	Britta Tibbling(SWE)	10-11-93	
	72:05	Miriam Gordon(FL)	8-13-00	
76	74:20.00	Margaret Walker(PA)	7-11-98	
	77	72:14.00	Jane Dana(CA)	8-2-98
78	73:52	Ailsa Forbes(NZ)	7-30-89	
	79	73:20	Jane Dana(CA)	8-13-00
80	1:16:28	Margit Lindgren(SWE)	7-25-91	
	1:40:03	Marilla Salisbury(CA)	11-29-87	
81	1:27:05	Margaretha Nyberg(SWE)	7-97	
	1:31:03	Marilla Salisbury(CA)	7-30-89	
82	1:26:34	Nora Wedemo(SWE)	7-16-95	
	1:31:48	Fan Benno(TX)	8-13-00	
86	1:23:49	Margit Lindgren(SWE)	7-97	

## ONE HOUR WALK

35	7-1625	12.751	Victoria Herazo(NV)	11-26-94
36	7-1159	12.325	Victoria Herazo(NV)	10-8-95
37	8-18	12.891	Joanne Dow(NH)	10-7-01
38	6-1473	11.003	Gloria Rawls(PA)	10-8-95
39	6-1617	11.135	Karen Stoyanowski(CA)	11-13-94
40	6-1013	10.582	E. Waldbridge(NM)	11-17-90
41	7-862	11.871	Heather McDonald(AUS)	11-11-90
	7-506	11.728	Victoria Herazo(NV)	10-1-00
42	7-315	11.553	Donna Chamberlain(PA)	10-3-99
43	6-1372	10.911	Sally Denoon(IL)	10-24-98
44	7-85	11.343	Lori Maynard(CA)	6-29-80
45	6-1519	11.045	Jo Ann Nedelco(CA)	12-18-88
46	7-14	11.278	Jo Ann Nedelco(CA)	12-17-89
47	7-159	11.411	Jo Ann Nedelco(CA)	7-15-90
48	6-679	10.277	Jolene Steigerwalt(CA)	12-17-91
49	6-583	10.189	Linda Stein(FL)	4-19-97
50	6-638	10.239	Penny Hall(AUS)	11-11-90
	6-98	9.746	Jolene Steigerwalt(CA)	12-11-93
51	6-505	10.118	Jolene Steigerwalt(CA)	11-26-94
	p6-611	10.215	Jackie Reitz(IN)	4-9-00
52	6-825	10.410	Joan Hooper(AUS)	12-13-89
	6-445	10.063	Beverly La Veck(WA)	11-5-88
	p6-704	10.300	Jackie Reitz(IN)	10-1-00
53	6-541	10.151	Elton Richardson(NY)	10-17-92
54	6-597	10.202	Elton Richardson(NY)	10-3-93
55	6-624	10.227	Elton Richardson(NY)	10-9-94
56	6-293	9.924	Elton Richardson(NY)	10-8-95
57	6-685	10.282	Beverly La Veck(WA)	11-20-93
58	6-119	9.765	Joyce Decker(IL)	6-6-92
59	6-581	10.187	Elton Richardson(NY)	11-23-97
60	5-1699	9.600	June-Marie Provost(CAN)	12-11-93
	5-1654	9.559	Ruth Eberle(MO)	10-15-91
61	6-49	9.701	Ruth Eberle(MO)	10-18-92
62	5-1724	9.623	Ruth Eberle(MO)	10-23-93
63	6-500	10.113	Beverly La Veck(WA)	9-25-99
64	5-1262	9.201	Patricia Nesley(DC)	10-18-92
65	5-1339	9.271	Ruth Leff(WI)	6-6-92
66	5-1549	9.463	Beryl Neuman(AUS)	6-23-90
	5-1272	9.210	Ruth Leff(WI)	9-19-93
67	5-36	8.080	Rose Kash(CA)	12-10-88
68	5-206	8.235	Rose Kash(CA)	12-9-89
69	4-1660	7.955	Rose Kash(CA)	12-23-90
70	5-492	8.497	Miriam Gordon(FL)	10-15-95
71	5-465	8.472	Velma Jacobs(CO)	9-28-87

72	4-1326	7.650	Velma Jacobs(CO)	9-18-88
73	4-1237	7.569	Rose Kash(CA)	11-26-94
74	4-865	7.228	Marilla Salisbury(CA)	9-5-81
75	4-1522	7.829	Velma Jacobs(CO)	9-22-91
76	4-1491	7.801	Velma Jacobs(CO)	9-7-92
77	4-974	7.328	Mary Lathram(VA)	10-18-92
78	4-120	6.547	Bernice Springer(KS)	10-13-90
79	2-1684	4.759	Esther Dutton(CA)	7-15-90
	4-493	p 6.888	Mary Lathram(VA)	10-23-94
80	4-588	6.975	Mary Lathram(VA)	11-5-95
82	4-50	6.483	Mary Lathram(VA)	11-8-97
83	p4-301	6.713	Mary Lathram(VA)	-98
84	4-283	6.696	Dorothy Robarts(CA)	7-17-94
85	3-1727	6.407	Dorothy Robarts(CA)	12-11-94
86	3-1555	6.250	Dorothy Robarts(CA)	9-14-96

## 15K WALK

35	1:10:27	Victoria Herazo(NV)	5-21-95
36	1:12:39	Victoria Herazo(NV)	9-24-95
37	1:15:51	Victoria Herazo(NV)	5-18-97
38	1:15:23	Victoria Herazo(NV)	5-3-98
40	1:17:03	Victoria Herazo(NV)	5-21-00
41	1:20:06	Sally Richards-Kerr(CO)	9-5-93
42	1:18:55	Lynda Brubaker(PA)	5-23-99
43	1:23:35	Donna Chamberlain(PA)	5-21-00
44	1:24:06	Jeanne Bocci(MI)	8-16-87
45	1:23:23	Jo Ann Nedelco(CA)	4-30-89
47	1:21:44	Sally Richards(CO)	10-23-99
48	1:36:10	Kathy Frable(TX)	9-5-93
49	1:27:34	Lori Maynard(CA)	3-30-85
50	1:28:50	Beverly La Veck(WA)	12-13-86
51	1:26:42	Beverly La Veck(WA)	8-16-87
52	1:22:35	Gayle Johnson(MO)	5-12-01
53	1:30:25	Beverly La Veck(WA)	4-30-89
54	1:33:31	Ruth Eberle(MO)	8-25-85
55	1:28:03	Beverly La Veck(WA)	5-12-91
56	1:27:18	Jo Ann Nedelco(CA)	5-23-99
57	1:31:00	Elton Richardson(NYC)	4-15-96
58	1:32:28	Elton Richardson(NY)	5-18-97
59	1:38:09	Joyce Decker(IL)	10-24-93
60	1:35:05	Joyce Decker(IL)	9-25-94
61	1:38:08	Beverly La Veck(WA)	2-8-98
62	1:38:10	Lori Maynard(CA)	5-23-99
63	1:41:39	Ruth Leff(WI)	10-21-90
64	1:40:39	Joanne Elliot(FL)	5-20-01
65	1:44:05	Ruth Leff(WI)	10-18-92
66	1:39:58	Ruth Leff(WI)	9-19-93
67	1:44:57	Ruth Leff(WI)	10-16-94
68	1:52:18	Mayme Bdera(NY)	10-9-83
69	1:50:50	Joan Rowland(NY)	4-15-96
70	1:59:21	Rose Kash(CA)	5-24-92
71	2:06:41p	Thelma Greig(HI)	4-6-86
72	2:03:03	Rose Kash(CA)	5-22-94
73	2:03:29	Rose Kash(CA)	5-21-95
74	2:05:14	Adaline Crocker(HI)	4-6-86
75	1:56:10	Jane Dana(CA)	10-6-96
76	2:12:37	Ernestine Yeomans(CAN)	5-14-95

## 20K WALK

35	1:33:27	Joanne Dow(NH)	3-20-99
36	1:37:38	Teresa Vaill(NY)	3-20-99
37	1:38:06	Victoria Herazo(CA)	6-30-96
38	1:29:36	Kerry Saxby(AUS)	4-30-00
	1:33:23	Teresa Vaill(NY)	3-31-01
39	1:32:02	Kerry Saxby(AUS)	9-28-00
	1:42:17	Victoria Herazo(NV)	8-30-98
40	1:47:38	Nityagovskaya(RUS)	7-31-94
	1:57:23	Jolene Steigerwalt(CA)	1-8-84
41	1:43:05	Victoria Herazo(NV)	6-25-00
42	1:47:10	L. Nityagovskaya(RUS)	6-29-96
	1:48:57	Lynda Brubaker	6-26-99
43	1:43:32	Barbara Nel(RSA)	5-24-98
	1:47:48	Lynda Brubaker(PA)	5-21-00
44	1:42:22	Heather McDonald(AUS)	12-9-93
	1:53:05	Jeanne Bocci(MI)	8-16-87
45	1:55:07	Lori Maynard(CA)	5-2-81
	p1:48:25	Vieno Heikkila(FIN)	--
46	1:54:42	Lori Maynard(CA)	5-9-82


47	1:50:16	Sally Richards(CO)	10-23-99
48	1:56:30	Beverly La Veck(WA)	8-19-84
49	1:52:03	Heidi Maeder(SUI)	5-29-93
	1:58:01	Lori Maynard(CA)	3-30-85
50	1:59:52	Beverly La Veck(WA)	12-13-86
51	1:53:44	Gayle Johnson(MO)	4-16-00
52	1:49:17	Heidi Maeder(SUI)	6-30-96
	1:50:12	Gayle Johnson(MO)	5-12-01
53	2:05:58	Elton Richardson(NY)	9-13-92
54	2:04:12	Beverly La Veck(WA)	8-5-90
55	1:53:45	Waltraud Seiler(GER)	6-30-96
	1:58:41	Jo Ann Nedelco(CA)	2-14-99
56	2:01:39	Ruth Eberle(MO)	8-16-87
57	2:03:27	Elton Richardson(NY)	5-5-96
58	2:05:25	Beverly La Veck(WA)	7-31-94
59	2:02:45	Mary Worth(GBR)	4-9-88
	2:12:40	Joyce Decker(IL)	10-24-93
60	2:02:56	Lindsay Hatz(RSA)	8-21-99
	2:12:26	Joyce Decker(IL)	11-16-94
61	2:05:58	June-Marie Provost(CAN)	7-31-94
	2:09:35	Beverly La Veck(WA)	4-5-98
62	2:13:31	Sami Bailey(IN)	5-9-99
63	2:16:26	Rhoda Green(NY)	5-25-97
64	2:16:26	Rhoda Green(NY)	5-24-98
65	2:12:02	Olga Meyer(GER)	5-29-93
	2:18:02	Rhoda Green(NY)	5-16-99
66	2:22:15	Ruth Leff(WI)	10-24-93
67	2:08:22	Helena Rothman(RSA)	10-9-99
	2:20:47	Ruth Leff(WI)	10-16-94
68	2:29:42	Joanne Beers(CA)	3-20-94
69	2:29:44	Joan Rowland(NY)	9-10-95
70	2:27:57	Miriam Gordon(FL)	11-12-95
72	2:38:48	Joan Rowland(NY)	5-24-98
73	2:42:14	Joan Rowland(NY)	5-16-99
74	2:28:50	Ursula Theune(FRG)	6-29-96
75	2:39:46	Ursula Theune(GER)	5-30-97
	2:49:18	Adaline Crocker(HI)	8-16-87
76	2:59:31	Ernestine Yeomans(CAN)	5-14-95
82	3:25:09	hanna Luther(GER)	6-30-96

## 25K WALK

36	2:14:52	Lynda Brubaker(PA)	10-31-93
39	3:06:44	Laura Barnes(GA)	10-31-93
40	3:00:10	Jane Smith(WI)	10-22-89
41	2:31:06	Heidi Hauch(US)	7-22-01
42	2:35:57	Anne Vanderhoff(WA)	2-10-80
43	2:31:02	Lori Maynard(CA)	11-25-79
44	2:29:17	Jeanne Bocci(MI)	0-24-87
45	2:34:11	Beverly La Veck(WA)	3-28-82
46	2:52:45	Emily Hewitt(MA)	9-9-90
47	2:35:11	Beverly La Veck(WA)	5-22-83
48	3:02:46	Kathy Frable(TX)	10-31-93
49	2:37:27	Sherry Brosnahan(NJ)	3-31-01
50	2:43:09	Sandra Brown(GBR)	7-10-99
	2:46:35	Jolene Steigerwalt(CA)	11-20-93
51	2:52:38	Lida Askew(TX)	3-12-78
52	2:47:39	Hansi Rigney(CA)	3-13-94
53	2:45:08	Jill Latham(CA)	4-8-90
54	2:36:42	Jo Ann Nedelco(CA)	4-5-98
55	3:04:09	Carol Schneider(FL)	10-16-94
56	2:48:55	Hansi Rigney(CA)	4-5-98
57	2:38:41	Beverly La Veck(WA)	3-13-94
58	2:51:02	Joyce Decker(IL)	10-18-92
59	2:48:08	Joyce Decker(IL)	10-24-93
60	2:45:45	Joyce Decker(IL)	10-16-94
61	2:43:43	Beverly La Veck(WA)	4-5-98
62	3:00:24	Ruth Leff(WI)	10-22-89
63	2:53:27	Ruth Leff(WI)	10-21-90
64	2:59:28	Ruth Leff(WI)	10-20-91
65	2:53:30	Ruth Leff(WI)	10-18-92
66	3:00:58	Ruth Leff(WI)	10-24-93
67	2:57:47	Ruth Leff(WI)	10-16-94
68	3:14:39	Mayme Bdera(NY)	10-9-83

## 50K WALK

36	5:25:18	Daniela Hairabedian(WA)	4-8-90
38	5:23:16	Cath Reader(GBR)	10-4-93
41	5:56:48	Monetta Roberts(AL)	3-31-01



JERRY WOJCIK  
Gayle Johnson, W50, 2001 Female Walker of the Year.

42	5:29:04	Anne Vanderhoff(WA)	2-10-80
43	4:50:51	Sandra Brown(GBR)	7-13-92
	7:06:13	Isabel Stuper(NJ)	4-8-90
44	5:30:35	Jeanne Bocci(MI)	2-21-88
45	4:56:27	Sandra Brown(GBR)	9-13-94
	5:26:30	Beverly La Veck(WA)	6-7-81
46	7:09:34	Mary Goodwin(VA)	11-5-83
47	5:27:20	Beverly La Veck(WA)	5-22-83
49	5:19:49	Sherry Brosnahan(NJ)	3-31-01
50	4:28:59	Sandra Brown(GBR)	7-10-99
	6:24:00	Jill Latham(CA)	2-22-87
51	5:37:24	Marina Hoernicke(SPA)	4-10-93
52	5:52:21	Jill Latham(CA)	3-5-89
53	5:43:26	Jill Latham(CA)	4-8-90
55	5:56:47	Marina Hoernicke(SPA)	4-5-97
56	6:50:15	Eliz. Pettersen(WINSTON)	3-5-89
58	7:45:51	Dee Dee Walker(GA)	3-5-89