

MASTERS AGE RECORDS




PHOTO BY JERRY WOJCIK

Aaron Sampson, pictured here in the 2002 Northwest Regional Masters Championships, Salt Lake City, Utah, July 19-20, broke the M40 long jump world record in June with 25-2½.

NATIONAL MASTERS NEWS Subscription Form

The *National Masters News* is the official world and U.S. publication for masters track & field, long distance running and racewalking. It contains information you can't get anywhere else. Subscribe Now.

2nd Class rates:

(USA, Canada,
Mexico)
 6 months \$16
 1 Year \$28
 2 Years \$52
 3 Years \$75

1st Class rates:
(USA, Canada,
Mexico)
 1 Year \$45
 2 Years \$86
 3 Years \$124

Foreign rates:
(Air mail)
 1 Year \$48
 2 Years \$91
 3 Years \$134

Payment enclosed
 Bill me later
 \$_____ as a contribution to your work

Circle applicable sports: T L R (T=T&F; L=LDR; R=RW)

Name _____

Address _____

City _____ State _____ Zip _____

Send to: National Masters News
 Subscription Dept.
 P.O. Box 16597
 North Hollywood, CA 91615-6597

Or Call:
 818-286-3129

CZZMN

2003 Edition

\$6.00

MASTERS AGE RECORDS

2003 edition
(as of October 31, 2002)

WORLD AND U.S. AGE RECORDS FOR TRACK & FIELD

Compiled by
Peter Mundle - Men's Records
Shirley Dietderich - Women's Records
Rex Harvey - Combined Events

WORLD AND U.S. AGE RECORDS FOR MEN'S & WOMEN'S RACEWALKING

Compiled by Beverly LaVeck

Addresses: Peter Mundle: 3955 Bentley Avenue Culver City, CA 90232
Shirley Dietderich: 5 Arcade Avenue, Berkeley, CA 94708
Rex Harvey: 6744 Connecticut Colony Circle, Mentor, OH 44060
Beverly LaVeck: 511 Lost River Road, Mazama, WA 98833

Masters Age Records 2003 has the blessing of the USA Track & Field (USATF) Masters Track & Field Committee, George Mathews, Chairman. This book was published with the help of the National Masters News, and Nolan Fowler and Pay Carstensen (compilers of the weight throws).

These pages contain the known world and U.S. bests for standard track and field events, age 35 and above, as of October 31, 2002. If an American best is not a world best, it is listed below the world best.

Please be aware that these are single-age "bests" and not official WMA or USATF records. Due to time constraints these marks do not receive the same scrutiny as the official five-year age group records that are published by the National Masters News. Thus these "bests" may differ from the official five-year records.

Changes: Added this year were performances with the new javelin implement weights (700g, 500g, 400g for men and 500g for women) and new weight throw implement weights (35#, 25#, 12# for women and 20#, 16# & 12# for men).

Information, from left to right: age, performance, athlete's name and residence (or country of origin), and date of meet.

key to abbreviations: n = noteworthy racewalk mark, h = heat, m = metric event, i = indoor mark, dec = mark made in decathlon, pen = mark made in pentathlon, w = wind-assisted mark, y = track mark made at imperial distance (yards, feet or miles), p = pending verification of date of birth, date of meet, wind velocity, etc.

Men's Track & Field

100 YARDS

(when better than corresponding 100m times)

35	09.6	Clifton Bertrand (TRI)	8- -71	44	10.96	+0.4	Neville Hodge (MD)	4-28-00
36	09.6	Clifton Bertrand (TRI)	6- 8-72		11.0		Percy Knox (CA)	1-20-78
	09.9	Lamar Miller (MI)	6-19-82	45	11.03		Stan Whitley (CA)	6-22-91
37	09.7	Walt Butler (CA)	6-11-78		11.1		Walt Butler (CA)	5-31-86
38	09.9	Walt Butler (CA)	6- 2-79	46	11.05		George Rhoden (JAM)	6-17-72
	09.9	Percy Knox (CA)	6-28-72	47	11.0		Kenneth Dennis (CA)	9-17-83
39	09.9	Dean Smith (CA)	7-21-71	48	11.0		Percy Knox (CA)	12-13-80
	09.9	Robert Thomas (NY)	6-15-72	49	11.18	+1.6	Thane Baker (TX)	6-14-80
40	09.9	Percy Knox (CA)	8- 1-74	50	11.2		William Collins (TX)	8-12-09
	09.9	Robert Thomas (NY)	6-16-73	51	10.95	-1.8	Kenneth Dennis (CA)	7-18-87
	09.9	Jim Weaver (TX)	6-17-76	52	11.3		William Collins (TX)	4-13-02
41	09.8	Percy Knox (CA)	7-11-75	53	11.5		Thane Baker (TX)	6-23-84
42	09.8	Thane Baker (TX)	7-13-74	54	11.5		Bert Lancaster (PA)	9-19-81
43	10.1	Percy Knox (CA)	7-23-77	55	11.6		Thane Baker (TX)	5-24-86
	10.1	Clifton Bertrand (TRI)	4- -79	56	11.6		Payton Jordan (CA)	4- 1-72
44	10.0	Percy Knox (CA)	7-11-78	57	11.6		Alfred Guidet (CA)	6-22-74
45	10.3	Thane Baker (TX)	7-23-77		11.6		Payton Jordan (CA)	6-23-73
	10.3h	Richard Stolpe (NB)	7- 2-70	58	11.9	+0.3	Ron Taylor (GBR)	8- 3-91
46	10.0	Thane Baker (TX)	5-27-78	59	11.7		Payton Jordan (CA)	6-22-74
47	10.5	Matt Brown (NJ)	6-20-81	60	11.70		Payton Jordan (CA)	4-27-75
48	10.5	Jack Greenwood (KS)	7-13-74		12.0		Payton Jordan (CA)	3-20-76
	10.5	Edmund Schuler (FL)	6- 5-76	61	11.8		Ron Taylor (GBR)	6- 4-94
49	10.5	Edmund Schuler (FL)	2-19-77	62	12.3		Payton Jordan (CA)	6-25-77
50	10.5	Alphonse Juillard (CA)	8-18-73		12.3h		Payton Jordan (CA)	5-27-78
51	10.5	Edmund Schuler (FL)	7-28-78		12.3		Fritz Assmy (GER)	4-22-79
52	10.6	Rudolph Valentine (NY)	4- 3-76	63	12.0		Colin Fairley (GBR)	8- 8-77
53	10.8	Edmund Schuler (FL)	6-28-80	64	12.3		Payton Jordan (CA)	9-10-78
54	10.8	Alfred Guidet (CA)	8- 5-72	65	12.5		Payton Jordan (CA)	5-31-80
55	10.7	Charles Beaudry (TX)	8-10-74		12.60		Payton Jordan (CA)	5-30-81
	10.7	Alfred Guidet (CA)	7-14-73	66	12.56		Bernard Hogan (AUS)	11-30-85
56	10.7	Payton Jordan (CA)	3-25-72	67	12.78		Payton Jordan (CA)	4-25-82
57	10.7	Payton Jordan (CA)	5-26-73	68	12.98	+1.5	James Law (NC)	5-21-83
58	10.8	Payton Jordan (CA)	4-27-74		13.0		Wolfgang K Reuter (GER)	10-15-93
59	10.8	Payton Jordan (CA)	5-22-75	69	13.00h		James Law (NC)	6-14-98
60	11.1	Charles Beaudry (TX)	5- 8-76		13.0		Payton Jordan (CA)	4-27-85
	11.1	Payton Jordan (CA)	4-21-79		13.1		James Law (NC)	8-12-94
61	10.9	Payton Jordan (CA)	5-21-77	70	13.0		Gilberto Gonzalez (PUR)	7- 4-82
62	10.9	Payton Jordan (CA)	5- 6-78	71	13.09		Harry Koppel (CA)	6-12-82
63	11.2	Payton Jordan (CA)	5- 5-79	72	13.1		Payton Jordan (CA)	4-25-87
64	10.9	Payton Jordan (CA)	3-22-80	73	13.47		Payton Jordan (CA)	5-28-88
65	12.1	Harry Koppel (CA)	2- 6-82	74	12.91		Payton Jordan (CA)	4-29-89
66	12.1	Harry Koppel (CA)	3- -79	75	14.4		Payton Jordan (CA)	5- 5-90
67	12.1	Harry Koppel (CA)	7-19-79	76	13.64	-0.8	Payton Jordan (CA)	6-22-91
68	12.1	Harry Koppel (CA)	1-24-81	77	14.10		Payton Jordan (CA)	4-25-92
69	12.5	Ken Carnine (CA)	7-16-81		13.80	+1.3	Fritz Assmy (GER)	8-16-91
70	12.2	Tim Murphy (TX)	4- -77		14.69		William Weinaacht (OH)	10-15-93
71	12.78	Tim Murphy (TX)	6-20-92		14.70		Fritz Assmy (GER)	6-28-92
	12.8	Gilberto Gonzalez (PUR)	6- 5-93	78	14.78		Milton Silverstein (VA)	4-26-97
72	12.9	Gilberto Gonzalez (PUR)	4-20-85	79	14.44	-0.4	Payton Jordan (CA)	5-28-94
77	14.6	Lamar Jackson (CA)	5-29-86		15.7		Fritz Assmy (GER)	5-27-95
78	14.3	Herbert Anderson (CO)	5- 7-83		15.7		Barry Ivers (ME)	6-24-90
79	14.1	Herbert Anderson (CO)	7-26-80	80	14.35		Josiah Packard (CA)	10- 1-83
82	15.3	Herbert Anderson (CO)	7-25-81		14.35		Payton Jordan (CA)	5-10-97
83	15.9	A. E. Pletcher (IN)	7-28-84	81	14.52	+0.5	Payton Jordan (CA)	4-25-98
84	16.0	A. E. Pletcher (IN)	5-10-85	82	15.40	-1.9	Payton Jordan (CA)	3-12-00
		A. E. Pletcher (IN)	6-15-86	83	15.36	+1.9	Fritz Assmy (GER)	6-14-98
					16.71	+1.3	Frank Fingez (VA)	8- 1-98
				84	16.15	-0.7	Guiseppe Marabottj (ITA)	7- 9-00
					17.4		A. E. Pletcher (IN)	6-21-86
				85	16.16	+1.3	Giichi Suda (JPN)	8-23-98
					16.72	+1.1	William Weinaacht (OH)	8-10-02
				86	16.94	-0.6	Guiseppe Marabottj (ITA)	8-18-02
					18.24		Russell Randall (CO)	8-12-93
				87	17.57	+0.3	Vittorio Colo (ITA)	7-31-99
					18.60		Anthony Castro (CA)	8-17-96
				88	16.3		Duncan McClean (GBR)	7- 6-73
					17.86		Anthony Castro (CA)	8- 9-97
				89	16.5		Duncan McClean (GBR)	6- -74
					20.32		Herbert Anderson (CO)	7-28-91
				90	18.09	-0.9	Herbert Anderson (CO)	5- 4-02
					18.95		Anthony Castro (CA)	9-18-99
				91	22.28		Buell Crane (ID)	7-21-91
				92	20.67		Jing-chan Wang (TAI)	12- 5-87
					24.81		Everett Hosack (OH)	5- 7-94
				93	23.15		Jing-chan Wang (TAI)	7-30-89
					24.7		Herb Kirk (MT)	8-11-89
				94	26.5		Herb Kirk (MT)	8-24-90
					35.25		Kapada Jahanbay (IND)	7- 7-01
				96	24.01	+1.2	Erwin Jaskulski (AUT)	5- 1-99
					28.9		Herb Kirk (MT)	7-31-92
				98	35.6		Everett Hosack (OH)	5-21-00

100 METERS

Pending marks

70 w11.9

72 w12.4

Tim Murphy (TX) 6-13-92

John Alexander (TX) 6-13-92

35	09.97	Linford Christie (GBR)	9-23-95
	10.10	Carl Lewis (TX)	8-23-96
36	10.0	Linford Christie (GBR)	7-26-96
	10.37	Delano Meriwether (US)	4-28-79
37	10.04	Linford Christie (GBR)	6-21-97
	10.5	Walt Butler (CA)	6-17-78
38	10.38	Linford Christie (GBR)	8-29-98
	10.71	Clarence Ray (US)	6-12-83
	10.8	Walt Butler (CA)	6-23-79
	10.8	Kenneth Dennis (CA)	6-28-75
	10.8	Tom Randolph (MI)	6-14-80
39	10.5h	David James (US)	6-30-74
40	10.6	Eddie Hart (CA)	9-16-89
41	10.7	Eddie Hart (CA)	4-28-90
42	10.8	Manuel Ullacio (VEN)	9- 3-82
	10.89	Eddie Hart (CA)	6- 8-91
43	10.8	Thaddeus Bell (SC)	6- 6-87

Pending or wind aided marks

41	w10.69	William Collins(TX)	6- 6-92
44	p10.92	0.0 Stefan Burkart(SUI)	8-18-02
44	w11.0	Sepp Bolsinger(GER)	9- 7-86
58	w11.71	Reginald Austin(AUS)	7-16-95
58	w11.83	Kenneth Dennis(CA)	7-16-95
62	w12.2	Marion Sanchez(CA)	6- -94
62	w12.25	+2.5 Harold Tolson(CA)	8-12-00
66	w12.4	Dick Richards(CA)	7-14-00
66	w12.5	Hugo Schlegel(GER)	6-20-52
68	p12.94h	+1.5 Armando Roca(SPA)	8-17-02
76	w13.99	William Weinacht(OH)	10-15-93
77	p14.3	John Davison(US)	6-29-96
78	w14.16	Fritz Assmy(GER)	8-28-93
79	w14.05	Roderick Parker(US)	9-17-98
82	w14.93	+3.3 Payton Jordan(CA)	10- 3-99
89	w18.31	Anthony Castro(CA)	6-19-99
95	w24.81	+3.8 Erwin Jaskulski(HI)	6-13-98

200 METERS

35	20.11	Linford Christie(GBR)	6-25-95
	20.8	Delano Meriwether(US)	6- 9-78
36	20.29	Linford Christie(GBR)	6- 5-96
	21.64	Larry Myricks(US)	4- 4-52
	21.7	Eugene Driver(CA)	6-28-96
37	20.56	+0.7 Linford Christie(GBR)	6-22-97
	21.4	Eugene Driver(CA)	6-20-07
38	21.3	Edward Jefferis(RSA)	2-28-74
	22.0	Lamar Miller(MI)	9-18-83
39	21.2	Edward Jefferis(RSA)	1-24-76
	21.8	William Collins(TX)	7-14-90
40	21.9	Reginald Austin(AUS)	8-10-77
	22.2	William Collins(TX)	6-22-91
43	21.86	William Collins(TX)	8-15-92
	21.9	Eddie Hart(CA)	4-28-90
42	21.8	Manuel Uliacio(VEN)	9- 4-82
	22.3y	Thane Baker(TX)	7-13-74
	22.19	William Collins(TX)	8-13-93
	22.20	Stan Whitley(CA)	8- 7-88
43	22.3	James Burnett(PA)	9-18-83
44	22.27	Stephen Peters(GBR)	7-23-97
	22.35	+1.4 Kevin Morning(CA)	8-13-00
45	22.3	George Rhoden(JAM)	7- 2-72
	22.36	Kevin Morning(CA)	7- 9-01
46	22.13	+0.1 Kevin Morning(CA)	8-14-00
47	22.43	-1.9 Stephen Peters(GBR)	7-14-00
	22.59	Stan Whitley(CA)	8-13-93
48	22.49	Stan Whitley(CA)	8-14-94
49	22.71	-0.3 Stephen Peters(GBR)	8-24-02
	23.6	Alphonse Julliland(CA)	6- 4-72
50	22.9	Kenneth Dennis(CA)	7-18-87
51	23.05h	Stephen Robbins(CA)	8-13-94
52	22.91	Ron Taylor(GBR)	7-31-86
	23.27	Stephen Robbins(CA)	7- 9-95
53	22.98	Stephen Robbins(CA)	6-29-96
54	23.55	Reginald Austin(AUS)	7-26-91
	23.6	Payton Jordan(CA)	2-19-72
	23.6	Stephen Robbins(CA)	6- 7-97
55	23.6	Alfred Guidet(CA)	6-24-73
56	23.37	Ron Taylor(GBR)	7- 5-90
	24.2y	Charles Beaudry(TX)	8- 3-75
	24.2y	Payton Jordan(CA)	3-24-73
57	24.3y	Alfred Guidet(CA)	7-26-75
58	24.23	Ralph Romain(TRI)	8-24-90
	24.76	Stephen Robbins(WA)	7- 9-01
	24.8	Jim Mathis(TN)	7-17-93
59	24.22	Ron Taylor(GBR)	7-17-93
	24.86	Jim Mathis(TN)	7- 8-94
60	24.00	-0.3 Ron Taylor(GBR)	6-10-94
	24.9	Payton Jordan(CA)	6-19-77
61	24.78	+0.7 Jurgan Radke(GER)	8- 2-98
	24.92	+1.2 Harold Tolson(CA)	8- 3-99
	25.0	Payton Jordan(CA)	5-27-78
62	24.76	+1.7 Jurgan Radke(GER)	8- 3-99
	25.09	+1.5 Harold Tolson(CA)	8-13-00
63	25.28	+1.2 Guido Mueller(GER)	8-24-02
	25.33i	Larry Colbert(MD)	3-26-00
	25.34	Dick Richards(CA)	9-20-97
64	25.5	Payton Jordan(CA)	4-26-81
65	25.6	Bernard Hogan(AUS)	12- 6-85
	26.1	Payton Jordan(CA)	6-12-82
	26.09	Jim Mathis(TN)	6-24-00
	26.10	James Law(NC)	5- 4-91
	26.29	Payton Jordan(CA)	5-21-83
67	25.21	James Law(NC)	8-13-93
68	26.51	James Law(NC)	8-14-94
69	26.69	Jim Selby(CA)	7-11-98
	26.7	Harry Koppel(CA)	6-12-82
70	26.8	Payton Jordan(CA)	6-20-87
71	27.23	+0.4 Allan Meddings(GBR)	8- 3-99
	27.3	Payton Jordan(CA)	4-30-88

72	27.3	Payton Jordan(CA)	6-18-89
73	27.83	-0.2 Wolfgang K Reuter(GER)	8-24-02
	28.30	-0.4 Bill Melville(WI)	8-13-00
74	27.71	Payton Jordan(CA)	6- 8-91
75	28.14	Payton Jordan(CA)	6-20-92
76	29.07h	Fritz Assmy(FRG)	7-23-91
	29.65	William Weinacht(OH)	8-13-93
77	29.68	+1.6 Fritz Assmy(GER)	7- 1-92
	30.35	Melvin Larsen(IA)	7- 9-01
78	29.80	Fritz Assmy(GER)	8-29-93
	31.1	Anthony Castro(CA)	3- 5-88
79	30.77	0.0 Fritz Assmy(GER)	8-28-94
	31.72	Roderick Parker(US)	9-17-98
80	30.89	Payton Jordan(CA)	8-10-97
81	31.20	NW1 Payton Jordan(CA)	7-19-98
82	32.82	+1.4 William Weinacht(OH)	8- 3-99
83	33.72	+0.2 Fritz Assmy(GER)	8- 2-98
	36.28	A. E. Pitcher(IN)	5-25-85
	37.5	A. E. Pitcher(IN)	5-29-86
84	35.82	Kizo Kimura(JPN)	10-20-96
85	35.82	Frank Finger(VA)	8-13-00
86	35.99	Harry Gathercole(AUS)	10-11-93
	39.79i	Russell Randall(CO)	3-21-93
87	37.37	-1.1 Friederich E Mahlo(GER)	8- 3-99
	40.43	Russell Randall(CO)	8-14-94
88	37.46	-0.8 Vittorio Colo(ITA)	7-14-00
	40.85	Anthony Castro(CA)	6-13-98
	40.90	Russell Randall(CO)	7-19-95
89	38.12	-1.2 Vittorio Colo(ITA)	4-29-01
	40.40	Anthony Castro(CA)	6-19-99
90	40.00	+0.1 Vittorio Colo(ITA)	8-24-02
	42.78	-1.4 Anthony Castro(CA)	9-18-99
91	51.5	Duncan McClean(GBR)	6-12-76
92	56.3	Paul Spangler(CA)	6-23-90
	56.3	Everett Hosack(OH)	8-28-94
93	52.21	Jing-chan Wang(TAI)	8- 3-89
	52.33	Herb Kirk(MT)	8- 3-89
94	93.39	Paul Spangler(CA)	6-12-93
95	61.1	Everett Hosack(OH)	5-31-97
96	57.58	-4.7 Erwin Jaskulski(HI)	7-17-98
	63.08	0.0 Waldo McBurney(KS)	8- 3-99
97	82.6	-1.6 Everett Hosack(OH)	6-20-99
98	1:41.6	Everett Hosack(OH)	3-26-00

Pending or wind aided marks

37	w20.59	Linford Christie(GBR)	4-24-97
46	w22.19	+2.7 Stephen Peters(GBR)	8- 3-99
60	w23.99	Ron Taylor(GBR)	- -94
62	w24.62	+2.3 Jurgan Radke(GER)	8- 3-99
62	w24.77	+2.1 Larry Colbert(MD)	8-29-99
63	p25.30h	+0.8 Dieter Bartzsch(GER)	8-23-02
66	w25.8	Berthold Neumann(GER)	8-27-97
66	w26.09	Dick Richards(CA)	7-14-00
76	w28.71	Fritz Assmy(GER)	8-17-91
77	w30.04	Milton Silverstein(VA)	8-10-97
87	p35.10	Loy Murrell(FL)	- -


400 METERS

35	46.38	James King(CA)	5-25-84
36	47.6	Eugene Driver(CA)	7- 2-86
37	47.97	Clifton McKenzie(CA)	6-20-92
38	48.87	Clifton McKenzie(CA)	8-11-93
39	48.0	Haques Roger(FRA)	6- 1-80
	49.47i	Ray Blackwell(NY)	3-28-98
40	48.26	Elvis Forge(BAR)	8-11-00
	48.44	James King(CA)	8- 5-89
41	47.86	Eric Roeske(NED)	8-21-02
	47.87	Manuel Uliacio(VEN)	11-14-81
	49.18	Sal Allah(NJ)	7-13-01
42	47.5	Lee Evans(CA)	4- -89
43	48.4	Haques Roger(FRA)	5-27-84
	48.87	Stan Whitley(CA)	8- 5-89
44	48.7	Haques Roger(FRA)	5-19-85
	50.07	Stan Whitley(CA)	8- 3-90
45	49.89	Fred Sowerby(NV)	1-29-94
46	50.24	Stan Whitley(CA)	7-12-92
47	50.39	Stan Whitley(CA)	8-11-93
48	50.29	Stan Whitley(GER)	8-12-94
49	51.31	Guido Mueller(GER)	5-29-88
	52.0	Jack Greenwood(KS)	8- 8-75
50	51.39	Fred Sowerby(NV)	8-27-99
51	51.70	Harold Morioka(CAN)	6-25-94
	52.5	Don Parker(CA)	5-14-94
52	51.63	Stephen Robbins(CA)	7-22-95
53	52.58	Charles Allie(PA)	7-25-01
54	52.8	Ralph Romain(TRI)	8-31-86
	53.18	Dave Walter(WA)	8- 7-99
55	53.32	Dave Walter(WA)	7- 1-00
56	53.04	Guido Mueller(FRG)	7-22-95
54.5		Larry Colbert(MD)	9-15-93

57	52.8	Ralph Romain(TRI)	6-24-90
	55.52	Roger Pierce(MA)	8- 9-02
58	52.6	Ralph Romain(TRI)	7-22-90
	53.39	Larry Colbert(MD)	7-22-95
59	53.41	Ralph Romain(TRI)	7-27-91
	55.12	Jim Mathis(TN)	7- 8-94
	55.2	Rudolph Valentine(NY)	5- 7-83
60	53.9	Ralph Romain(TRI)	5-30-93
	56.32i	Larry Colbert(MD)	3-22-97
61	54.2	Ralph Romain(TRI)	9-15-93
	57.58i	Larry Colbert(MD)	3-28-98
62	55.1	Ralph Romain(TRI)	7-24-94
	55.99	Larry Colbert(MD)	8- 7-99
63	53.88	Ralph Romain(TRI)	7-22-95
	57.57i	Larry Colbert(MD)	3-25-00
64	56.45	Berthold Neumann(FRG)	7-22-95
	58.94	Paul W Johnson(TX)	8- 4-99
65	57.52	Berthold Neumann(GER)	7-22-96
	58.79	James Law(NC)	7- 5-91
	57.97	Earl Fee(CAN)	7-22-95
	58.05	Paul W Johnson(TX)	6- 2-01
66	57.97	James Law(NC)	10-16-93
	58.69	Ralph Romain(TRI)	7-13-01
68	60.16	Chuck Sochor(MI)	9- 9-95
69	60.41	Willi Selzer(GER)	7-22-96
	62.41	John Alexander(TX)	8- 5-89
70	61.29	Willi Selzer(GER)	8-15-97
	62.2	John Alexander(TX)	9-24-89
71	63.52	Willi Selzer(GER)	9-16-98
	63.65	Harry Brown(IL)	7-12-01
72	63.80	Earl Fee(CAN)	8-25-01
	65.11	Rodney Brown(UT)	8-27-99
73	62.94	Earl Fee(CAN)	8-23-02
	64.6	Josiah Packard(CA)	8-10-77
74	63.61	Willi Selzer(GER)	7-12-01
	68.9	Harold Chapson(HI)	7- 2-77
75	65.34	Willi Selzer(GER)	8-21-02
	68.5	Josiah Packard(CA)	6-23-79
	66.88	Lucas Nel(RSA)	8- 7-99
76	70.68	Roderick Parker(US)	7-22-95
	71.05	Gerhard Harst(GER)	7-13-01
	73.12	Roderick Parker(US)	8-22-96
	73.18	Harold Chapson(HI)	8- 1-79
78	72.26	Harold Chapson(HI)	1-13-81
	71.20	Mike Johnston(AUS)	7-12-01
	72.02	Roderick Parker(US)	9-17-98
80	75.4	Harold Chapson(HI)	7- 9-83
81	75.6	Harold Chapson(HI)	7-16-83
82	76.32	Aleksander Ernersaks(CAN)	8-14-93
	79.7	Harold Chapson(HI)	7-14-84
83	82.72	Friederich Mahlo(GER)	7-22-95
	88.0	Harold Chapson(HI)	12-14-85
84	88.15	Herbert Liedtke(SWE)	7- 2-00
	94.30	Max Springer(TN)	7-31-98
85	90.99	Herbert Liedtke(SWE)	7-13-01
	98.80	Max Springer(TN)	8- 7-99
86	91.82	Herbert Liedtke(SWE)	8-21-02
	93.59	Russell Randall(CO)	8-11-93
87	94.00	Friederich E Mahlo(GER)	8- 7-99
	97.34	Max Springer(TN)	7-25-01
88	95.96	Friederich E Mahlo(GER)	7- 2-00
	98.34	Russell Randall(CO)	7-22-95
89	97.75	Longino Perez(MEX)	7-27-91
90	98.69	Friederich E Mahlo(GER)	8-21-02
	2:00.2	Paul Spangler(CA)	9-16-89
91	1:57.46	Toshio Kojima(JPN)	10-20-96
	2:13.89	Paul Spangler(CA)	8- 3-90
92	2:11.05	Jing-chan Wang(TAI)	12- 5-87
	2:24.12	Paul Spangler(CA)	7-27-91
93	2:30.02	Jing-chan Wang(TAI)	8- 5-89
	2:41.9	Herb Kirk(MT)	8-11-89
94	2:35.2	Everett Hosack(OH)	8- 3-96
95	2:57.28i	Everett Hosack(OH)	3- 2-97
96	2:49.4	Herb Kirk(MT)	7-31-92
98	3:53.10	Everett Hosack(OH)	9-16-00

800 METERS

35	1:43.36	Johnny Gray(CA)	8-16-95
36	1:43.93	Johnny Gray(CA)	7-13-96
37	1:44.56	Johnny Gray(CA)	7- 9-97
38	1:45.47	Johnny Gray(CA)	6-21-98
39	1:45.38	Johnny Gray(CA)	7-24-99
40	1:48.81	Johnny Gray(CA)	3- 2-01
41	1:51.25	Peter Browne(GBR)	6-11-90
	1:55.7	George Cohen(CA)	8-15-81
42	1:54.27	Sal Allah(NJ)	8-10-02
43	1:55.7	Ernest Billups(IL)	8-16-80
44	1:56.1	Ernest Billups(IL)	8- 8-81
45	1:56.16	Ronald Marcelina(HOL)	7- 7-91
	1:57.73	George Cohen(CA)	8-23-85



JERRY WOJCIK

Harold Morioka, 59, winning the M55 400 with an A-G 95.9% 55.42, Hayward Classic, Eugene, Ore.

46	1:57.47h	Don Parker(CA)	3-17-90
47	1:56.27	Don Parker(CA)	5-12-90
48	1:58.1	Bill Fitzgerald(CA)	7- 6-73
49	1:59.42	Don Parker(CA)	8-15-92
	1:59.5	Bill Fitzgerald(CA)	7- 6-74
	1:59.45	Ronald Marcelina(HOL)	6-16-96

59	2:11.18	Harold Morioka (CAN)	7- 7-02	52	4:12.60	Reginald Phipps (GBR)	7-22-95	4:17.14	Ken Sparks (OH)	7-29-90	45	8:27.7	Nigel Gates (GBR)	8-19-98		
	2:13.0	Bill Fitzgerald (CA)	7- 1-84		4:17.2	Ray Hatton (OR)	7-20-84	4:21.90	Albin Swenson (CT)	2-26-93		8:46.26i	Richard Burns (CA)	3-24-00		
60	2:10.42	Alan Bradford (AUS)	8- 3-99	53	4:10.47	Tom Roberts (AUS)	12- 5-87	4:21.88	Antonio Villanueva (MEX)	12- 6-87	46	8:47.2	Herbert Cowdener (GER)	9-30-86		
	2:12.71	Sidney Howard (NJ)	8- 3-99		4:21.8	Jim Sutton (PA)	7-28-84	4:23.81i	Ken Sparks (OH)	2- 9-92		9:11.72	Salih Talib (NY)	6- 2-91		
61	2:14.98	Berthold Neumann (GER)	7- 1-92	54	4:15.6	Derek Turnbull (NZL)	7- 8-79	4:24.71i	Nolan Smith (CA)	3-28-98	47	8:42.6	Josef Kurz (FRG)	8-21-86		
	2:15.46	Ralph Miller (WA)	8-13-93		4:22.0	Bill Fitzgerald (CA)	7- 8-79	4:27.5	David Sirl (NZL)	11-16-91		8:59.60i	Nolan Smith (CA)	3-21-97		
62	2:12.62	Derek Turnbull (NZL)	7-23-89	55	4:12.5	Ron Robertson (NZL)	2- 7-97	4:30.8	Ray Hatton (OR)	5-28-81	48	8:56.8i	Bill Stewart (MI)	1-19-91		
	2:17.51	Ralph Miller (WA)	8-13-94		4:24.8	Vic Heckler (IL)	8-17-97	4:32.0	Bill Fitzgerald (CA)	7-13-75	49	8:49.02	Josef Kurz (FRG)	7-15-88		
63	2:15.62	Berthold Neumann (GER)	6- 9-94	56	4:21.14	Rolf Conzelmann (GER)	9- 3-88	50	4:32.2	Nolan Shaheed (CA)	6-23-01		8:51.6	Michael Heffernan (OR)	5- 9-90	
	2:18.07	Sidney Howard (NJ)	8-10-02		4:27.2	Ray Hatton (OR)	7-10-88	51	4:25.04	Nolan Shaheed (CA)	3- 2-02	50	8:53.8	Ray Hatton (OR)	6-25-82	
64	2:14.8	Berthold Neumann (GER)	9- 6-95	57	4:17.6	Jack Ryan (AUS)	3-11-80	52	4:30.06	Tom Roberts (AUS)	12- 6-87		8:53.8	Josef Kurz (FRG)	5-16-89	
	2:20.77	Sid Wing (CA)	7- 8-95		4:30.49	Ralph Miller (WA)	8- 5-89	53	4:26.75i	Dan Conway (WI)	2-15-92	51	8:54.73i	Nolan Shaheed (CA)	3-23-01	
65	2:15.23	Earl Fee (CAN)	8-13-94	58	4:18.27	Derek Turnbull (NZL)	6-29-85	54	4:48.69i	Paul Perry (IL)	3-27-99	52	9:01.8	Josef Kurz (FRG)	5-21-91	
	2:24.79	Jim Sutton (PA)	8-17-96		4:32.01	Jim Sutton (PA)	7-22-89	55	4:40.4	Jack Ryan (AUS)	12-15-77		9:14.84i	Dan Conway (WI)	3-24-91	
66	2:14.33	Earl Fee (CAN)	7-18-95	59	4:27.2	Jack Ryan (AUS)	4-10-82	56	4:45.6	Vic Heckler (IL)	8-17-97	53	8:51.0	Tom Roberts (AUS)	12- 9-87	
	2:24.12i	Frank Haviland (NJ)	3-25-01		4:30.54	Jim Sutton (PA)	8- 5-90	56	4:47.40	Ray Hatton (OR)	6-25-88		9:10.2	Ray Hatton (OR)	7-20-85	
67	2:17.54	Earl Fee (CAN)	8-22-96	60	4:27.65	Ron Robertson (NZL)	7-13-01	57	4:51.60i	Vic Heckler (IL)	12-11-99	54	9:26	George McGrath (AUS)	10-10-74	
	2:26.66	Bob McGowan (CA)	9- 1-91		4:32.09	Jim Sutton (PA)	7-27-91	58	5:00.2	Maurice Tarrant (CAN)	6- 8-88		9:44.73i	Harold Nolan (NJ)	3-23-01	
68	2:18.71	Earl Fee (CAN)	3-14-98	61	4:37.80i	Maurice Morrell (GBR)	3-20-94	59	5:02.5	Vicior Zwolak (DE)	6-22-97	55	8:57.28	Ron Robertson (NZL)	2- 7-97	
	2:30.1	William Andberg (MN)	7-28-79		4:48.96	Bill McChesney (OR)	8- 5-89	59	5:00.06	Maurice Tarrant (CAN)	6-10-89		9:33.41	Vic Heckler (IL)	3- 7-98	
69	2:17.05i	Earl Fee (CAN)	3-29-98	62	4:28.66	Derek Turnbull (NZL)	8- 5-89	60	5:06.82	Vic Heckler (IL)	12-15-01	56	9:21.0	John Gilmour (AUS)	2-11-76	
	2:30.64	Lloyd Slocum (NH)	6-24-78		4:49.8	Don Longenecker (NM)	6-24-78	60	4:54.07	Joop Ruter (HOL)	8- 1-93		9:37.88	Ray Hatton (OR)	6-26-88	
70	2:20.45i	Earl Fee (CAN)	3-28-99	63	4:38.84	Siem Herlaar (HOL)	6-12-93	61	4:58.2	Jim Sutton (PA)	8-17-91	57	9:34.2	Ray Hatton (OR)	7- 1-89	
	2:27.57	James Lytjen (CA)	7-23-91		4:44.31	Jim Sutton (PA)	8-14-94	61	4:57.1	John Gilmour (AUS)	11-13-80	58	9:41.4	Stefan Lufers (GER)	5-21-86	
71	2:30.67	Earl Fee (CAN)	5-13-00	64	4:42.86	Siem Herlaar (HOL)	10-16-93	62	5:10.87	Dan McCormick (TX)	7- 1-00		9:56.8	Victor Zwolak (DE)	7-23-97	
	2:31.1	James Lytjen (CA)	7-25-92		4:56.0	Paul Heitzman (KS)	5-17-95		5:05.5	Derek Turnbull (NZL)	6-21-89	59	9:44.54	Rolf Conzelmann (GER)	4-26-92	
72	2:26.28	Earl Fee (CAN)	9-23-01	65	4:39.87	Siem Herlaar (HOL)	7-16-94		5:17.5	Don Longenecker (NM)	4-16-78		10:16.49i	Victor Zwolak (DE)	3-27-98	
	2:34.7	James Lytjen (CA)	8-18-93		4:39.9	Derek Turnbull (NZL)	3-14-92		5:04.36	Rune Bergman (SWE)	12- 6-87	60	9:43.2	John Gilmour (AUS)	11-10-79	
73	2:26.00	Earl Fee (CAN)	8-10-02	66	4:47.83	Joe King (CA)	7-27-91		5:10.59i	Sidney Howard (NJ)	3-23-02		10:01.96i	Dan Conway (WI)	3-26-99	
	2:35.8	Harold Chapson (HI)	6-27-76		4:47.83	Siem Herlaar (HOL)	7-22-95		4:55.10	Siem Herlaar (HOL)	8- 1-93	61	9:36.6	Siem Herlaar (HOL)	8-31-90	
74	2:37.2	Harold Chapson (HI)	7- 2-77	67	5:00.6	Don Longenecker (NM)	6-12-82		5:26.93	Archie Messenger (NY)	3-19-88		10:31.4i	Jim Sutton (PA)	1- 3-93	
	2:40.0	Harold Chapson (HI)	5-14-78		4:53.45	Ed Whitlock (CAN)	9-12-98		4:56.4	Derek Turnbull (NZL)	2-29-92	62	10:12.2	Derek Turnbull (NZL)	6-21-89	
76	2:45.4	Harold Chapson (HI)	6-24-79	68	4:56.44	Paul Heitzman (KS)	8- 2-98		5:22n	Monty Montgomery (CA)	4- 8-72		10:46	Boyce Jacques (NY)	9-24-88	
	2:46.3	Harold Chapson (HI)	7-28-79		4:54.01	Ed Whitlock (CAN)	8- 7-99		5:26.58i	Ino Cantu (TX)	3-25-00	63	10:25.6	Mathias Bergseth (NOR)	7-28-84	
78	2:44.1	Harold Chapson (HI)	12-31-80	69	5:11.6	William Andberg (MN)	8- 1-79		5:13.3i	Earl Fee (CAN)	3-23-96		10:42.2i	Bill Fortune (NY)	12-15-91	
	2:46.7	Harold Chapson (HI)	8-15-81		5:04.3	Scotty Carter (MA)	6-14-86		5:28.71	Paul Heitzman (KS)	6-27-98	64	10:15.00i	Francisco Vicente (POR)	3- 2-97	
80	2:53.5	Harold Chapson (HI)	7-11-82	70	4:57.65	Siem Herlaar (HOL)	8-28-99		5:18.50i	Earl Fee (CAN)	1-24-98		10:47.0	William Andberg (MN)	8-13-75	
	2:49.4	Harold Chapson (HI)	10-09-83		5:14.97	James Lytjen (CA)	7-27-91		5:36.88	Paul Heitzman (KS)	6-19-99	65	9:47.4	Derek Turnbull (NZL)	2- 8-92	
82	2:57.48	Harold Chapson (HI)	8-19-84	71	5:08.21	Akhmet Siraziev (RUS)	8- 7-99		5:16.43i	Earl Fee (CAN)	3-28-98		10:51.0	Norman Bright (WA)	6-17-75	
	3:13.3	Harold Chapson (HI)	5- 4-86		5:22.84	James Lytjen (CA)	8-16-92		5:32.36	Paul Heitzman (KS)	7- 1-00	66	10:20.8	John Gilmour (AUS)	7- 1-89	
84	3:13	Harold Chapson (HI)	7-11-86	72	5:21.5	Harold Chapson (HI)	6-28-75		5:23.58	Siem Herlaar (HOL)	7-16-99		10:56.15	Paul Heitzman (KS)	6-28-97	
85	3:29.42	Longino Perez (MEX)	7-29-87	73	5:21.1	Harold Chapson (HI)	8- 9-75		5:32.4i	Scotty Carter (MA)	3-15-87		10:14.4	John Gilmour (AUS)	3-12-87	
	3:38.8	Alfred Funk (MT)	7-18-99	74	5:26.3	Harold Chapson (HI)	6-25-77		5:39.52i	Earl Fee (CAN)	1-20-01		10:49.81	Paul Heitzman (KS)	6-28-98	
86	3:28.15	Alfred Funk (MT)	8-12-00	75	5:28.5	Scotty Carter (MA)	6-28-92		5:44.93i	Earl Fee (CAN)	3-23-02	68	11:21.8	Joe King (CA)	7-10-94	
	3:45.5	Josef Galia (GFR)	9- 4-85		5:35.4	Harold Chapson (HI)	4- 1-79		5:51.44	Paul Heitzman (KS)	6-28-97	69	10:54.62	John Keston (OR)	7-10-94	
87	3:59.60	Philip Lawrence (AZ)	8- 3-99	76	5:43.0	Harold Chapson (HI)	8- 1-79		5:51.7	John Keston (OR)	1- 4-76		10:42.40	Siem Herlaar (HOL)	7- 2-99	
	4:23.69	Max Springer (TN)	8-10-02		5:40.2	Harold Chapson (HI)	12-31-80		5:58.8	Harold Chapson (HI)	4-24-77		10:51.0	John Keston (OR)	7-27-95	
89	3:51.50	Longino Perez (MEX)	7-23-91	78	5:40.2	Harold Chapson (HI)	8-16-81		5:57.2	Harold Chapson (HI)	7-12-92	71	11:17.99i	James Todd (GBR)	3-13-93	
	4:28.20	A. Pittendrich (AUS)	3- 9-7	80	5:54.5	Harold Chapson (HI)	7-17-82		6:27.81	John Keston (OR)	6- 9-01		11:28.56i	Paul Heitzman (KS)	3-22-02	
90	4:39.59	Paul Spangler (CA)	6-10-89	81	6:10.06	Edward Benham (MD)	8- 6-88		6:09.2	John Keston (OR)	7-25-02	72	11:55.8i	Richard Bredenbeck (OH)	3-19-78	
	4:34.38	Alipio Santos (POR)	8- 3-99	82	6:15.37	Edward Benham (MD)	8- 5-89		6:15.1	Harold Chapson (HI)	7- 5-81	73	11:46.2	Harold Chapson (HI)	3-28-76	
91	4:58.15	Paul Spangler (CA)	8- 4-90	83	6:51.06	Emiel Pauwels (BEL)	8-19-02		6:59.4	Paul Spangler (CA)	8- 4-78	74	12:20.1	Heinrich Schultz (GER)	6-21-87	
	5:16.0	Paul Spangler (CA)	6-23-91		7:19.75	Vincent Malizia (CA)	8- 2-98		6:43.3	Harold Chapson (HI)	3- 4-83		12:23.8	Harold Chapson (HI)	1-16-77	
94	6:19.65	Paul Spangler (CA)	10-11-93	84	6:25.45	Edward Benham (MD)	7-27-91		7:51.9	Henry Syniewski (NY)	6-15-00	75	12:04.0	Scotty Carter (MA)	6-28-92	
95	6:02.94	Herb Kirk (MT)	7-23-91	85	7:03.38	Longino Perez (MEX)	12- 5-87		8:22.2	Bill Swenson (NY)	8-28-01	76	12:22.88	John Keston (OR)	6- 9-01	
					7:12.0	Alfred Funk (MT)	7-18-99		8:53.56i	Max Springer (TN)	3-22-97	77	12:10.6	John Keston (OR)	7-18-02	
Pending marks				86	7:19.80	Alfred Funk (MT)	8-13-00		8:07.4	Paul Spangler (CA)	6-25-83		12:42.4	Edward Benham (MD)	5- 3-86	
54	pp:04.4	Berthold Neumann (GER)	- -85	87	7:29.4	Josef Galia (GFR)	8-13-00		8:33.11i	Vincent Malizia (CA)	3-25-00	79	13:12.6	Harold Chapson (HI)	11-22-81	
					8:29.82	Willard Benton (CA)	7-27-91		10:38.35i	Dudley Healy (NJ)	3-24-01	80	13:12.6	Edward Benham (MD)	4-25-86	
				88	7:53.15	Alfred Althaus (GER)	7- 3-92		8:04.7	Josef Galia (GFR)	9- 4-85	81	15:35.38	Dudley Healy (NJ)	5- 5-95	
					8:37.53	Paul Spangler (CA)	12- 5-87		12:03.36i	Dudley Healy (NJ)	3-23-02	82	13:52.63	Edward Benham (MD)	5- 4-90	
35	3:34.79	John Walker (NZL)	7-22-87	89	7:59.18	Longino Perez (MEX)	7-27-91		10:10.12i	Max Springer (TN)	8-16-86	84	15:49.0	Paul Spangler (CA)	5-21-83	
	3:37.34	Steve Scott (CA)	5-17-91		11:15.78	Lagrand O Nielsen (CA)	7-26-97		13:43.6	Herb Kirk (MT)	8- 8-87		16:04.6	Petter Green (NOR)	6-18-97	
36	3:33.91	Mike Boit (KEN)	8-21-85	90	8:40.0	Petter Green (NOR)	8-21-02		13:45.6	Herb Kirk (MT)	8- 8-87		16:32.0	Paul Spangler (CA)	5- 4-84	
	3:39.52	Steve Scott (CA)	5-22-92		9:25.2	Paul Spangler (CA)	6-10-89		14:08.3	Herb Kirk (MT)	8-24-90	87	16:44.2	Paul Spangler (CA)	7- 6-86	
37	3:35.96	John Walker (NZL)	7-19-89	91	10:04.68	Paul Spangler (CA)	8- 5-90		14:48.2	Herb Kirk (MT)	10- 6-90	88	18:55.8	Paul Spangler (CA)	7-18-87	
	3:50.9	Bill Stewart (MI)	5-24-80	92	10:10.71	Paul Spangler (CA)	7-27-91					90	18:36.0	Petter Green (NOR)	6-19-02	
38	3:37.01	Mike Boit (KEN)	7-22-87	93	13:04.4	Herb Kirk (MT)	8-11-89						20:08.4	Paul Spangler (CA)	9-16-89	
	3:59.0	Harold Nolan (NJ)	5- 5-85	94	13:01.2	Herb Kirk (MT)	8-24-90					91	20:42.89	Paul Spangler (CA)	6-23-90	
	3:59.0	Ransey Thomas (MD)	7- 3-82	95	13:53.2	Herb Kirk (MT)	10- 6-90									
39	3:52.7	Michel Bernard (FRA)	5- 9-71	96	14:38.0	Herb Kirk (MT)	7-31-92									
	3:54.1	Bill Stewart (MI)	2-25-82													
40	3:45.31	Eamonn Coghlan (IRL)	2-26-93													
	3:47.64	Steve Scott (CA)	6- 1-96													
41	3:49.21	Wilson Waigwa (KEN)	7-29-90	35	3:52.04	Marcus O'Sullivan (GBR)	8-26-97									
	3:56.43	William Krohn (US)	8- 7-99		3:54.13	Steve Scott (CA)	7- 1-91									
42	3:53.18	Larry Almborg (WA)	8- 5-89	36	3:52.48	John Walker (NZL)	7- 2-88									
	4:30.43	Larry Almborg (WA)	7-29-90		3:59.88i	Steve Scott (CA)	2-20-93									
44	3:54.9	Bill Stewart (MI)	4-23-87	37	3:54.28	John Walker (NZL)	7- 1-89									
45	3:59.24	Ken Sparks (OH)	7-29-90	38	3:55.19	Ramsey Thomas (MD)	7-18-81									

45	9:20.01	Bill Stewart (MI)	2-27-88	15:07.4
46	9:44.6	Peter Mundle (CA)	8-2-74	14:35.1
47	9:45.8	Peter Mundle (CA)	7-26-75	15:22.15
48	9:58.54i	Dan Conway (WI)	3-29-87	14:23.6
49	10:07.4	Peter Mundle (CA)	6-2-77	15:11.2
50	10:09.2i	Lloyd Slocum (NH)	3-27-83	14:44.18
51	10:09.4	James Daley (NH)	7-8-87	15:12.25
52	10:14.2	Alan Bradley (AUS)	12-15-91	15:16.82
52	10:19.2	David Stevenson (CA)	12-20-80	15:17.4
53	10:12	George McGrath (AUS)	10-18-73	14:46.66
53	10:26.6	David Stevenson (CA)	7-15-82	15:17.6
54	10:17.6	Jim McDonald (NZL)	2-15-89	15:06.0
54	10:31.2	Mauro Hernandez (CA)	4-2-77	15:41.67
55	10:35.0	Bill McChesney (OR)	7-15-83	14:55.60
56	10:07	John Gilmour (AUS)	1-14-76	15:42.4
56	10:38.8	Bill McChesney (OR)	7-20-84	15:37.11
57	10:44.6	Alan Bradford (AUS)	3-30-96	15:47.0
57	11:06.0	Ralph Miller (WA)	1-18-89	15:34.00
58	10:59.0	Jim McDonald (NZL)	12-15-92	15:57.4
58	11:14.4	Charles Wimberly (LA)	5-3-92	15:53.7
59	10:48.0	Jim McDonald (NZL)	11-7-93	16:13.66
59	11:14.0	Clive Davies (OR)	7-13-75	15:41.72
60	11:04.8i	Jim Sutton (PA)	2-2-92	15:42.2
61	11:08.2	Don Longenecker (NM)	6-16-89	15:44.2
62	11:09	Bill McChesney (OR)	6-25-78	16:30.5
63	11:27.8i	Bill Fortune (NY)	1-4-92	16:31
64	11:41.2	Norman Bright (WA)	4-6-74	16:34.0
65	11:35.6	Norman Bright (WA)	6-17-75	16:00.6
66	11:30.0	Monty Montgomery (CA)	5-25-73	16:58
67	10:58.2	John Gilmour (AUS)	3-12-87	16:45.01
68	12:31.0	John Boots (CA)	11-9-86	16:54.67
68	12:40.0	Otto Essig (WA)	8-3-74	16:16.51
69	12:55.8	Stan Nicholls (AUS)	12-20-80	16:52.0
70	12:57.4	Otto Essig (WA)	8-2-75	16:33.3
70	12:23	Stan Nicholls (AUS)	11-18-81	17:36.90
71	13:10i	Richard Bredenbeck (OH)	3-14-76	16:38.4
71	12:42.4	Stan Nicholls (AUS)	7-4-82	17:34.70
72	13:09.0	Harold Chapson (HI)	10-14-73	17:22.70
72	12:48.0i	Richard Bredenbeck (OH)	3-19-78	17:27.5
73	12:41.0	Harold Chapson (HI)	3-14-76	17:19.0
74	13:47.6	Richard Bredenbeck (OH)	6-21-80	16:38.8
75	14:28.2i	William Brobston (NY)	3-20-88	18:27.04
76	14:30	Lou Gregory (FL)	9-30-78	17:25.4
76	14:41	Paul Spangler (CA)	6-12-76	17:40.4
78	15:41	Paul Spangler (CA)	4-16-77	17:49.8
79	15:12.4i	Paul Spangler (CA)	3-17-79	18:59.24
80	15:47.2	Paul Spangler (CA)	7-22-79	17:56.50
81	16:40.2	Paul Spangler (CA)	6-7-80	19:11.7
82	16:46	Albert Gordon (NY)	10-15-83	18:36.38
91	32:38.4i	Herb Kirk (MT)	1-11-87	18:33.38
				19:59.27
				18:43.61h
				19:07.25
				19:26.98
				19:47
				20:02.57
				20:24.23
				21:08.0
				20:00.13
				20:55.39
				20:59.0
				20:21.62
				20:36.80
				21:59.8
				21:19.8
				20:23.82
				21:46.86
				22:08.79
				7-22-75
				23:03.81
				25:50.97
				28:03.8
				25:47.54
				26:50.2
				29:50.0
				29:05.0
				30:24.6
				42:50.01
				32:48.0
				37:39.38
				33:17.0
				48:38.8i
				33:20.32
				40:35.39
				35:15.50
				54:08.71
				6-24-78
				8-1-89
				2-21-76
				8-8-75
				50:23.53
				36 p13:16.4
				37 p13:46.4

Pending marks
 #50 p9:56.90i
 #51 p10:03.0

THREE MILES (when better than corresponding 5K times)

41	13:44.2	Peter McArdle (NY)	6-11-64	13:44.2
42	14:29.2	Ray Hatton (OR)	6-15-74	14:29.2
43	14:41.6	Ray Hatton (OR)	4-26-75	14:41.6
44	14:33.6	Jim McDonald (NZL)	2-18-79	14:33.6
44	14:45.2	Hal Higdon (IN)	8-8-75	14:45.2
46	15:07	Peter Mundle (CA)	7-7-74	15:07
46	15:37.8	James O'Neill (CA)	1-10-76	15:37.8
51	15:39	Peter Mundle (CA)	5-31-79	15:39
56	16:25	Alex Ratelle (MN)	8-22-81	16:25
59	16:51.2	Clive Davies (OR)	7-13-75	16:51.2
62	16:59.2	Don Longenecker (NM)	6-25-78	16:59.2
65	17:59.2	Norman Bright (WA)	7-22-75	17:59.2
67	18:44	Norman Bright (WA)	5-6-77	18:44
74	20:38.2	Harold Chapson (HI)	1-30-77	20:38.2
35	13:13.20	Mohamed Ezzher (FRA)	6-17-95	13:13.20
35	13:35.83	Steve Plasencia (US)	6-6-92	13:35.83
36	13:16.38	Miruts Yifter (ETH)	6-7-80	13:16.38
36	13:26.03	Steve Plasencia (US)	6-5-93	13:26.03
37	13:16.36	Carlos Lopes (POR)	32:48.0	13:16.36
37	13:47.44	Steve Plasencia (US)	5-22-94	13:47.44
38	13:43.65	Steve Plasencia (US)	5-13-95	13:43.65
39	13:40.0	Michel Bernard (FRA)	6-26-71	13:40.0
40	13:59.95	Steve Plasencia (US)	6-21-96	13:59.95
40	14:33.15	Mohamed Ezzher (FRA)	7-3-00	14:33.15
41	14:02.86	Steve Plasencia (US)	4-26-97	14:02.86
41	14:07.17i	Steve Plasencia (US)	2-6-98	14:07.17i
42	14:04.2	Lucien Rault (FRA)	6-24-78	14:04.2
42	14:59.98	Harold Nolan (NJ)	8-1-89	14:59.98
43	14:21.0	Jack Foster (NZL)	2-21-76	14:21.0
43	15:30.8	Jerry Smartt (CA)	8-8-75	15:30.8
44	14:34.79	Ingo Sensburg (GER)	6-18-93	14:34.79

Pending marks

Larry Almerq (WA)	7-4-91	7-4-91
Gunther Mielke (GER)	7-27-88	7-27-88
Michael Hefferman (OR)	8-25-85	8-25-85
Lucien Rault (FRA)	6-19-82	6-19-82
Salvador Vasquez (CA)	7-5-86	7-5-86
Antonio Villanueva (MEX)	12-1-87	12-1-87
Mike Manley (OR)	8-1-89	8-1-89
Ingo Sensburg (GER)	5-30-97	5-30-97
Ray Hatton (OR)	8-2-80	8-2-80
Antonio Villanueva (MEX)	8-1-89	8-1-89
Ray Hatton (OR)	8-16-81	8-16-81
Jean Onselen (BEL)	9-12-84	9-12-84
Michael Hefferman (OR)	7-25-91	7-25-91
Antonio Villanueva (MEX)	7-25-91	7-25-91
Ray Hatton (OR)	7-30-83	7-30-83
Josef Kurz (FRG)	7-25-91	7-25-91
Ray Hatton (OR)	7-14-84	7-14-84
Stephen James (GBR)	7-25-91	7-25-91
Ray Hatton (OR)	7-27-85	7-27-85
Rolf Conzelmann (GER)	8-8-87	8-8-87
Bill Fouk (MT)	8-16-87	8-16-87
Ron Robertson (NZL)	2-15-97	2-15-97
James O'Neill (CA)	1-12-81	1-12-81
Stephen James (GBR)	5-7-94	5-7-94
Alex Ratelle (MN)	1-12-81	1-12-81
John Gilmour (AUS)	1-24-77	1-24-77
Alex Ratelle (MN)	8-14-82	8-14-82
Jack Ryan (AUS)	3-81	3-81
James O'Neill (CA)	9-17-83	9-17-83
Luciano Acquarone (ITA)	6-30-90	6-30-90
Carlos Valle (CA)	8-11-94	8-11-94
Ron Robertson (NZL)	7-7-01	7-7-01
James O'Neill (CA)	6-25-85	6-25-85
John Gilmour (AUS)	8-9-80	8-9-80
Bill Borla (CT)	7-25-01	7-25-01
John Gilmour (AUS)	4-11-82	4-11-82
Gaylon Jorgensen (NV)	7-25-91	7-25-91
Gerard Vannuffelen (BEL)	7-23-97	7-23-97
Clive Davies (OR)	7-8-79	7-8-79
Clive Davies (OR)	8-2-80	8-2-80
Derek Turnbull (NZL)	3-13-92	3-13-92
Joe King (CA)	7-25-91	7-25-91
John Gilmour (AUS)	6-25-85	6-25-85
Clive Davies (OR)	7-31-82	7-31-82
John Gilmour (AUS)	4-5-87	4-5-87
Paul Heitzman (KS)	7-30-98	7-30-98
Ed Whitlock (CAN)	7-31-99	7-31-99
William Andberg (MN)	7-8-79	7-8-79
John Keston (OR)	6-26-94	6-26-94
Ed Whitlock (CAN)	7-6-01	7-6-01
Paul Heitzman (KS)	6-25-01	6-25-01
Warren Utes (IL)	7-23-91	7-23-91
John Gilmour (AUS)	7-25-91	7-25-91
John Keston (OR)	6-29-97	6-29-97
John Gilmour (AUS)	4-30-93	4-30-93
Alfred Funk (MT)	8-16-87	8-16-87
John Gilmour (AUS)	10-11-93	10-11-93
Lou Gregory (FL)	12-22-86	12-22-86
James Todd (GBR)	7-23-97	7-23-97
Alfred Funk (MT)	8-1-89	8-1-89
Edward Benham (MD)	9-23-83	9-23-83
Kosaku Kanamori (JPN)	5-10-92	5-10-92
John Keston (OR)	7-27-02	7-27-02
Edward Benham (MD)	8-13-92	8-13-92
Edward Benham (MD)	7-20-86	7-20-86
Edward Benham (MD)	12-1-87	12-1-87
Edward Benham (MD)	6-22-89	6-22-89
Edward Benham (MD)	8-1-89	8-1-89
Edward Benham (MD)	8-4-90	8-4-90
Edward Benham (MD)	7-25-91	7-25-91
Yoshiharu Veda (JPN)	9-16-94	9-16-94
Paul Spangler (CA)	4-14-84	4-14-84
Alfred Funk (MT)	8-10-00	8-10-00
Josef Galia (GFR)	8-16-85	8-16-85
Paul Spangler (CA)	7-5-86	7-5-86
Alfred Althaus (GER)	8-29-92	8-29-92
Paul Spangler (CA)	5-23-87	5-23-87
Lagrand O Nielsen (CAN)	7-23-97	7-23-97
Petter Green (NOR)	9-5-02	9-5-02
Paul Spangler (CA)	8-1-89	8-1-89
Alfred Althaus (GER)	6-25-95	6-25-95
Herb Kirk (MT)	1-11-87	1-11-87
Alfred Althaus (GER)	8-17-96	8-17-96
Paul Spangler (CA)	7-25-91	7-25-91
Alfred Althaus (GER)	6-1-97	6-1-97
Paul Spangler (CA)	10-11-93	10-11-93
Herb Kirk (MT)	7-25-91	7-25-91
Miruts Yifter (ETH)	6-7-80	6-7-80
Chris Fox (MD)	-96	-96

SIX MILES

(when better than corresponding 10K times)

35	28:02.4	Peter McArdle (NY)	5-3-64	28:02.4
40	30:04.4	Ray Hatton (OR)	7-15-72	30:04.4
41	30:26.2	Hal Higdon (IN)	8-27-72	30:26.2
42	30:10.4	Hal Higdon (IN)	7-6-73	30:10.4
44	29:29.6	Charles Smart (GBR)	4-24-54	29:29.6
46	31:29	Peter Mundle (CA)	7-5-74	31:29
50	32:40	Peter Mundle (CA)	10-1-78	32:40
56	33:03	Alex Ratelle (MN)	8-22-81	33:03
65	38:17.4	Norman Bright (WA)	7-12-75	38:17.4
66	37:24.4	Norman Bright (WA)	8-3-76	37:24.4
72	43:11.0	Harold Chapson (HI)	4-27-75	43:11.0
73	42:14	Edward Benham (MD)	5-2-81	42:14
78	47:16.6	Paul Spangler (CA)	6-25-77	47:16.6
35	27:24.4	Carlos Lopes (POR)	6-26-82	27:24.4
36	28:05.86	Steve Plasencia (US)	4-17-92	28:05.86
36	27:23.44	Carlos Lopes (POR)	7-9-83	27:23.44
37	27:53.0	Chris Fox (MD)	7-10-95	27:53.0
37	27:17.48	Carlos Lopes (POR)	7-2-84	27:17.48
38	27:53.0	Chris Fox (MD)	7-10-95	27:53.0
38	28:16.0	Anatoly Badrakov (URS)	7-21-79	28:16.0
39	28:08.6	Barry Brown (FL)	3-25-83	28:08.6
39	28:46.8	Jack Foster (NZL)	3-18-72	28:46.8
40	28:30.88	Steve Plasencia (US)	5-11-96	28:30.88
40	28:30.88	Martti Vainio (FIN)	6-25-91	28:30.88
41	28:50.4	Earl Owens (US)	7-30-89	28:50.4
41	28:50.4	Lucien Rault (FRA)	6-15-77	28:50.4
42	29:02.6	Tom Laris (CA)	8-15-81	29:02.6
42	29:02.6	Lucien Rault (FRA)	7-21-78	29:02.6
43	29:57.4	Ray Almerq (WA)	7-30-89	29:57.4
43	30:56.0	Alain Mimoun (FRA)	8-1-64	30:56.0
44	30:20.6	Ray Hatton (OR)	4-26-75	30:20.6
44	31:41.6	Augustin Fernandes (SPA)	6-6-82	31:41.6
45	30:16.8	Barry Brown (FL)	8-4-88	30:16.8
45	31:48	Alain Mimoun (FRA)	6-17-66	31:48
46	31:04.8	Ray Hatton (OR)	6-11-77	31:04.8
46	32:02.79	Wilfried Irmen (GFR)	7-30-79	32:02.79
47	30:02.56	Don Coffman (US)	7-30-89	30:02.56
47	32:17.4	Antonio Villanueva (MEX)	11-29-87	32:17.4
48	31:26.81	Ray Hatton (OR)	7-6-79	31:26.81
48	32:18.68	Ingo Sens		

66	9-360	14.813 Norman Bright (WA)	7-15-76	12:25.8	Robert Mactarnahan (OR)	7- 6-74
67	9-155	14.626 John Holoubek (CA)	8- 6-83	63 12:33.6	Bob Boal (NC)	8-15-75
68	8-1659	14.392 Stan Nicholls (AUS)	10- 7-79	64 12:33.2	Bob Boal (NC)	4- 3-76
69	8-1100	13.881 Wayne Zook (CA)	6-11-85	65 12:24.8	Norman Bright (WA)	8-15-75
69	9-223	14.688 George Phipps (GBR)	9-13-95	66 12:42.0	Stan Nicholls (AUS)	1-28-78
8-990	13.780 Ray Sears (IN)	5-15-76	67 12:48.6	Bob Boal (NC)	5- 6-78	
70	9-1083	15.474 John Gilmore (AUS)	6-21-89	67 12:41.8	Stan Nicholls (AUS)	3-24-79
8-1131	13.909 William Andberg (MN)	10- 4-81	68 13:16.78	Avery Bryant (CA)	6-23-91	
71	9-173	14.642 Stan Nicholls (AUS)	6-14-83	68 13:07.4	Stan Nicholls (AUS)	11-24-79
8-857	13.658 Ray Sears (IN)	5-14-78	69 12:57.6	Bob Boal (NC)	4-26-80	
72	8-1120	13.899 Stan Nicholls (AUS)	6- 6-84	69 12:57.6	Stan Nicholls (AUS)	1- 9-81
8-730	13.542 Ray Sears (IN)	6-20-79	70 13:32.8	Bob Boal (NC)	5- 9-81	
73	8-901	13.699 Ray Sears (IN)	6-11-80	70 13:26.6	Stan Nicholls (AUS)	4-10-82
74	8-994	13.784 Ray Sears (IN)	6-10-81	71 13:43.27	Eugene Keller (OH)	8-24-85
75	8-899	13.697 Edward Benham (MD)	4- 9-83	71 13:03.0	Stan Nicholls (AUS)	3- 8-83
76	8-131	12.995 Lou Gregory (FL)	9-30-78	72 14:43.2	Avery Bryant (CA)	5-11-96
77	7-889	12.078 Paul Spangler (CA)	6-12-76	72 13:43	Stan Nicholls (AUS)	11-12-83
78	7-1735	12.852 Paul Spangler (CA)	7-16-77	73 14:35.4	Avery Bryant (CA)	5-26-96
79	7-1291	12.446 Paul Spangler (CA)	7-29-78	74 14:54.6	Avery Bryant (CA)	7-12-97
80	6-1408	10.944 Paul Spangler (CA)	7-29-79	75 15:21.0	Stan Nicholls (AUS)	11-15-86
81	7-946	12.130 Paul Spangler (CA)	11- 1-80	76 17:04.6	Stan Nicholls (AUS)	2-13-88
82	5-1319	9.253 Willard Benton (CA)	6-17-86	77 17:10.18	Avery Bryant (CA)	10- 1-00
83	7-141	11.394 Paul Spangler (CA)	8-14-82	77 20:17.0	Nat Pisciotta (CA)	8- 9-81
84	6-1072	10.636 Paul Spangler (CA)	8- 6-83			
85	6-472	10.088 Paul Spangler (CA)	11-18-84			
87	4-171	6.594 Herb Kirk (MT)	2- 5-83			
88	3-1063	5.800 Herb Kirk (MT)	1-21-84			
91	3-1362	6.073 Herb Kirk (MT)	1-11-87			
98	3-589	5.367 Herb Kirk (MT)	1-15-94			

Pending marks						
39 p11-907	18.532 Maurice Simonet (FRA)	3-23-69				
47 p11-202	17.887 Ray Hatton (OR)	- -79				

3000 METER STEEPLECHASE (36")

35	8:23.28	Graeme Fell (CAN)	8-23-94
	9:31.4	Ian Cummings (GB)	5-23-87
36	8:24.74	Graeme Fell (CAN)	8- 9-95
	9:43.90	Steven James (WA)	8-16-96
37	8:35.4	Gaston Roelants (BEL)	8- 4-74
	9:17.63	Clay Stenberg (WA)	5-11-91
38	8:38.8	Mike Manley (OR)	6- 6-80
39	9:00.2	Gaston Roelants (BEL)	5-23-76
	9:46.4	Denny Meyer (WA)	7-20-72
40	8:41.5	Gaston Roelants (BEL)	7- 6-77
	9:43.84	Clay Stenberg (WA)	8-12-94
41	8:49.0	Alfons Ida (GFR)	7-12-75
	9:36.2	Hal Higdon (IN)	8-24-72
42	9:14.4	Jim McDonald (NZL)	2- 5-77
	9:38.0	Hal Higdon (IN)	6-24-73
43	9:20.6	Alfons Ida (GFR)	8-11-77
	9:29.32	John Underwood (NY)	7-31-98
44	9:18.6	Hal Higdon (IN)	8-15-75
45	9:16.2	Nils Undersaker (NOR)	9- 2-84
	9:50	Hal Higdon (IN)	6-27-76
46	9:25.28	Ron Robertson (NZL)	12- 5-87
	9:39.0	Hal Higdon (IN)	8-11-77
47	9:31.37	Antonio Villanueva (MEX)	12- 5-87
	9:56.90	Mike Manley (OR)	8- 5-89
48	9:27.90	Ron Robertson (NZL)	8- 5-89
	9:55.0	Hal Higdon (IN)	8- 1-79
49	9:37.79	Jouko Kuha (FIN)	6- 8-89
	10:13.9	Hal Higdon (IN)	1- 9-81
50	9:38.8	Nils Undersaker (NOR)	6-10-89
	10:30.34	Bob McCusker (US)	8- 9-02
51	9:50.23	Jouko Kuha (FIN)	7-27-91
	10:31.01	Fay Bradley (DC)	7-20-85
52	9:58.0	Alan Bradford (AUS)	3-17-91
	10:53.2	David Stevenson (CA)	1-14-81
53	10:19.4	Maurice Morrell (GBR)	7-12-86
	10:57.2	David Stevenson (CA)	8-28-82
54	9:52.61	Ron Robertson (NZL)	7-23-95
	10:55.0	Ken Carman (MI)	8-13-82
55	9:59.8	Ron Robertson (NZL)	3-15-97
	11:05.18	Don Slocumb (TX)	8- 5-89
56	9:55.05	Ron Robertson (NZL)	7-27-97
	10:59.2	Ken Carman (MI)	7-28-84
57	10:47.90	Alan Bradford (AUS)	3-24-96
	11:17.60	Ken Carman (MI)	6-27-85
58	10:33.86	Ron Robertson (NZL)	8- 8-99
	11:48.0	Alan Waterman (CA)	6-26-77
59	10:38.04	Ron Robertson (NZL)	3- 9-01
	11:39.2	Alan Waterman (CA)	8-11-77
60	11:52.0	Olle Elvland (SWE)	9-13-78
	12:28.6	Avery Bryant (CA)	8-18-84
61	11:41.6	Olle Elvland (SWE)	8- 1-79
	12:49.4	David Stevenson (CA)	7-27-90
62	12:20.6	Olle Elvland (SWE)	1- 9-81

Pending marks						
40 p9:43.75	David Dobler (US)	8- 9-02				
43 p9:00.7	Gaston Roelants (BEL)	- -80				
43 p9:14.67	Domingo Manargues (ESP)	7-14-01				
58 p11:34.0	John Hepner (OR)	- -90				

2000 METER STEEPLECHASE (36")

60	7:03.8	Maurice Morrell (GBR)	6- 8-93
	7:40.10	David Stevenson (CA)	8- 5-89
61	7:13.93	Joaquim Silva (POR)	8- 5-89
	7:56.59	John Hepner (OR)	7-17-93
62	7:35.75	Maurice Morrell (GBR)	7-23-95
	7:52.97	John Hepner (OR)	8-12-94
63	7:49.06	Joaquim Silva (POR)	7-27-91
	9:47.21	Harold Daughters (DA)	6-27-85
64	7:56.57	Pierre Blanchou (FRA)	7-23-95
	8:00.86	John Hepner (OR)	8-22-96
65	7:53.00	John Eccles (NZL)	11- 3-90
	8:10.29	John Hepner (OR)	6-28-97
66	7:56.05	Pierre Blanchou (FRA)	7-27-97
	8:09.98	Robert Culling (CA)	5- 8-98
67	8:25.5	Robert Culling (CA)	10-17-99
68	8:20.13	Karel Matzner (CZE)	7-27-97
	8:39.52	Jim Selby (CA)	8-22-96
69	8:29.4	John Eccles (NZL)	7- 8-94
70	8:49.56	Avery Bryant (CA)	9-19-93
	8:39.20	John Eccles (NZL)	3-23-96
	8:52.74	Eugene Keller (OH)	6-27-85
71	8:38.17	Dan Bulkley (OR)	8- 5-88
72	8:44.65	John Eccles (NZL)	7-27-97
	8:59.97	Dan Bulkley (OR)	8- 5-89
73	8:55.78	Avery Bryant (CA)	8- 8-97
74	8:55.98	Soichi Tamoi (JPN)	7-27-97
	11:24.8	Charles Espy (FL)	8-18-84
75	9:46.90	Dan Bulkley (OR)	8-14-92
	9:28.78	Dan Bulkley (OR)	7-17-93
77	11:12.20	Bob Boal (NC)	7-20-89
78	10:21.76	Dan Bulkley (OR)	7- 7-95
79	11:11.40	Dan Bulkley (OR)	8-22-96
80	11:11.20	Dan Bulkley (OR)	6-28-97
81	11:51.48	Tadashi Tau (JPN)	10-13-93
	12:42.4	Bob Boal (NC)	5- 1-93
82	11:29.25	Dan Bulkley (OR)	6-19-99

Pending marks						
67 p8:01.18	Katsumi Horiuchi (JPN)	10-13-93				

2000 METER STEEPLECHASE (30")

60	6:30.21	Ron Robertson (NZL)	7-14-01
61	7:01.22	Nils Undersaker (NOR)	7-15-00
	8:21.07	Wally Brawner (KS)	8-11-00
62	6:55.05	Alan Bradford (AUS)	7-14-01
	8:09.33	John Pelton (VT)	7-26-01
63	8:15.87	Frank Haviland (NJ)	7-31-98
65	7:25.10	Francisco Vicente (POR)	9-19-98
	8:19.63	Frank Haviland (NJ)	8-11-00
66	7:32.65	Francisco Vicente (POR)	8- 8-99
	8:26.61	Frank Haviland (NJ)	7-26-01
67	7:34.14	Francisco Vicente (POR)	7-15-00
	8:29.25	Frank Haviland (NJ)	8- 9-02
68	7:48.15	Francisco Vicente (POR)	7-14-01

69	7:57.34	Francisco Vicente (POR)	8-25-02
70	8:03.47	John Downey (NZL)	7-14-01
	8:48.85	John Hepner (OR)	6-29-02
71	8:58.94	Karel Matzner (CZE)	7-15-00
	9:43.02	Efrían Sanchez (CA)	8-11-00
72	12:35.70	Efrían Sanchez (CA)	7-26-01
73	9:43.27	Martino Cuder (ITA)	8-25-02
	10:16.75	Jim Selby (CA)	6-29-02
74	9:26.48	Avery Bryant (CA)	7-31-98
75	11:15.83	Avery Bryant (CA)	8-27-98
76	9:17.38	Soichi Tamoi (JPN)	8- 8-99
	10:40.02	Avery Bryant (CA)	8-11-00
77	11:26.7	Avery Bryant (CA)	9-23-01
78	9:40.18	Soichi Tamoi (JPN)	7-14-01
81	11:30.76	Dan Bulkley (OR)	8-14-98
82	10:52.46	Dan Bulkley (OR)	8-27-99
86	13:53.38	Ed Gamble (AUS)	7-14-01

Pending marks						
63 p7:53.93	Willi Klaus (GER)	8-25-02				
64 p8:26.17	Joe Cordero (US)	8- 9-02				
64 p8:39.84	Wolfgang Peter (GER)	8-25-02				
64 p8:50.19	Alberto Daffarra (ITA)	8-25-02				
68 p9:22.28	Gordon McClenathen (CA)	6-29-02				

110 METER HURDLES (42")

35	13.11	+0.4	Colin Jackson (GBR)	8- 5-02
	13.26		Greg Foster (US)	7-22-94
	13.26	+0.3	Roger Kingdom (US)	9-13-97
	13.26	+0.5	Jack Pierce (US)	7-19-98
36	13.22	+1.0	Anthony Dees (US)	8-21-99
37	14.18	+1.2	Carlos Sala (ESP)	7-19-97
	14.7		Mike Kelly (GBR)	6-16-84
38	13.98	+0.9	Carlos Sala (ESP)	7- 1-98
	14.84		Nate Robinson (FL)	7-21-90
39	14.6		John Hinrich (GFR)	6-15-75
	16.4	-0.1	Doug Schneebeck (NM)	7-11-00
40	14.16	+0.7	Carlos Sala (ESP)	8-16-00
	17.54		Doug Schneebeck (NM)	9-16-00
41	15.0		John Hinrich (GFR)	7-16-77
	15.0y		Valbjorn Thorlaksson (ICE)	9- 7-75
	15.6y		Art Barnard (CA)	2-13-71
42	14.8y		Don Finlay (GBR)	7-21-51
	15.2		Walt Butler (CA)	2-11-84
43	16.3		Alois Krul (CZE)	6-13-70
	17.2de		Hal Smith (CA)	12- -78
44	15.1		Valbjorn Thorlaksson (ICE)	5-10-79
	17.8		Barry Kline (PA)	3-31-84
45	15.2		Valbjorn Thorlaksson (ICE)	5-20-80
	17.8		Barry Kline (PA)	3-30-85
46	15.1		Valbjorn Thorlaksson (ICE)	6-17-80
	17.7		Jeff Loubet (NM)	4-22-90
	17.6		Buzz Porter (FL)	6-11-83
48	15.8		Jan Hrazek (CZE)	6-16-73
	18.2		Barry Kline (PA)	7- 9-88
49	17.0de		Jack Greenwood (KS)	6-29-75
50	18.3		Jay Wallace (VA)	5-27-78
51	19.6		Barry Kline (PA)	7- 6-91
52	19.9		Jerry Stanners (CA)	6- 6-87
53	19.8		Barry Kline (PA)	7-24-93
54	19.4		Barry Kline (PA)	6-26-94
55	22.3y		George Etherington (KS)	8- 2-75
56	19.2y		Charles Beaudry (TX)	8-17-75
57	23.6		Darold Skardvett (WA)	12-11-88
58	24.42		Darold Skardvett (WA)	12-10-89
59	24.4de		Darold Skardvett (WA)	12- 9-90
61	23.9de		Darold Skardvett (WA)	12-13-92
62	23.0de		Bud Deacon (HI)	8-25-73
63	25.7y		Stan Thompson (HI)	7- 6-74
64	24.6y		Stan Thompson (HI)	12- 8-74
65	27.30		Darold Skardvett (WA)	8- 3-96
68	32.2y		Stan Thompson (HI)	2-11-79

Pending or wind aided marks						
35 w13.22	+2.3	Greg Foster (US)	7- 6-94			
37 w14.01	+2.2	Carlos Sala (ESP)	7- 9-97			
38 w13.88	+3.8	Carlos Sala (ESP)	6-17-98			

110 METER HURDLES (39")

35	14.2		Thomas Malik (SC)	6-10-84
36	14.4		George Carty (FL)	6-24-82
	14.40		Nate Robinson (FL)	8- 5-88
37	13.9y		Walt Butler (CA)	6-11-78
38	14.21	+0.3	Karl Smith (MD)	7-31-98
	14.3		Nate Robinson (FL)	6- 9-90
39	14.06	+1.8	Karl Smith (MD)	8-27-99

40	14.24	Stan Druckrey (WI)	7-30-89
41	13.96	Karl Smith (MD)	7-12-01
42	14.63	Richard Katus (POL)	7-30-89
	14.94	Ken Brinker (US)	7-30-89
43	14.9	Walt Butler (CA)	7-14

55	16.7y	Tom Patsalis(CA)	6-25-77
56	15.6	Jack Greenwood(KS)	7-24-82
57	15.8	Jack Greenwood(KS)	9-16-83
58	16.8y	Robert Hunt(CA)	6-11-78
59	17.3	Tom Patsalis(CA)	4-11-81
60	16.6	Andre Finkel(FRA)	6-30-83
61	17.9	Robert Hunt(CA)	4-21-81
62	17.4	Trygve Sverson(NOR)	8-20-83
63	18.1	Burl Gist(CA)	8-22-81
64	18.12	Will Robinson(CA)	6-27-93
65	19.6y	George Braceland(PA)	4- 2-77
66	17.9	Burl Gist(CA)	6-30-84
67	19.33	Alfred Guidet(CA)	8-21-83
68	19.97h	Robert Reckwardt(GFR)	7-31-79
69	21.1y	Richard Lacey(NY)	6-13-76
70	18.7	Burl Gist(CA)	5-16-87
71	19.3	Herb Miller(CA)	7- 1-84
72	21.3	Claude Hills(PA)	6-15-82
73	19.4	Herb Miller(CA)	10- 4-86
74	32.2	Stan Thompson(HI)	10- 7-84
75	29.6	Stan Thompson(HI)	11- 4-84

110 METER HURDLES (30")

55	15.4	Charles Beaudry(TX)	8-24-74
56	15.9y	Charles Beaudry(TX)	8- 3-75
57	15.4y	Charles Beaudry(TX)	12-14-75
58	21.3	Jim Craine(HI)	11- 5-78
60	16.12	Jack Greenwood(KS)	8-31-86
61	16.38	Tom Patsalis(CA)	5-21-83
62	17.5	Robert Hunt(CA)	6-12-82
63	17.0	Robert Hunt(CA)	5-21-83
64	17.60	Burl Gist(CA)	5-26-84
65	18.28	Alfred Guidet(CA)	5-21-83
66	18.15	Alfred Guidet(CA)	5-26-84
67	18.8	Herb Miller(CA)	5-21-83
68	19.3	Gilberto Gonzalez(PUR)	4-24-82
69	19.7	George Braceland(PA)	7-31-82
70	19.7	Claude Hills(PA)	6-21-80
71	19.7de	Gilberto Gonzalez(PUR)	8- 1-82
72	19.47	Richard Lacey(NY)	5-10-80
73	20.07	Gilberto Gonzalez(PUR)	5- 5-84
74	19.7de	Gilberto Gonzalez(PUR)	7- 8-84
75	19.8	Harold Niebel(MD)	5-31-86
76	21.2	Claude Hills(PA)	7-28-84
77	23.0	Claude Hills(PA)	8- 4-85
78	22.0	Claude Hills(PA)	6-29-86
79	21.9	Russell Meyers(FL)	5- 5-79
80	20.93	Russell Meyers(FL)	7- 5-80
81	20.83	Russell Meyers(FL)	5- 9-81
82	23.4	Claude Hills(PA)	6-19-91
83	23.6	Claude Hills(PA)	7-17-91
84	24.1	Claude Hills(PA)	7-14-92
85	27.3	Herbert Anderson(CO)	9- 4-83
86	26.1de	A. E. PITCHER(IN)	7- 8-84
87	30.4	A. E. PITCHER(IN)	7-20-85

100 METER HURDLES (36")

50	13.57	Walt Butler(CA)	7- 5-91
51	13.84	Walt Butler(CA)	7-25-92
52	14.50	0.0 Rolf Geese(GER)	8-16-96
53	14.50	Michael Malatidis(GRE)	7-23-97
54	14.7	Hugh Adams(CA)	7-25-92
55	14.2	Walt Butler(CA)	10- 8-94
56	14.49	Walt Butler(CA)	10-29-95
57	14.93	-1.1 Rolf Geese(GER)	8-22-96
58	15.46	-1.3 Theo Viltz(CA)	7-13-00
59	15.50	Douglass McFetters(CA)	8-27-99
60	15.5	Phil Mulkey(GA)	7-28-89
61	14.98	Courtland Gray(LA)	6-10-89
62	15.20	Charles Miller(TX)	6- 2-01
63	14.98	Charles Miller(TX)	9- 3-95
64	15.36	Charles Miller(TX)	8-22-96
65	16.84	+2.0 Charles Miller(TX)	7-31-98
66	16.84	-0.9 James Stookey(MD)	8-27-99

Pending or wind aided marks

57	14.17	Courtland Gray(US)	8-10-96
58	13.84	Walt Butler(CA)	6-18-94
59	14.97	Emil Pawlik(MS)	10- 7-95
60	14.92	Walt Butler(CA)	5- 8-98

100 METER HURDLES (30"/33")

60	14.74	-2.0 Charles Miller(TX)	7-18-98
----	-------	-------------------------	---------

61	15.5	Buck Bradbury(AL)	5-28-88
62	15.05	Jack Greenwood(KS)	6- 5-88
63	15.03	Jack Greenwood(CO)	7-30-89
64	16.45	Clarence Trinkner(US)	8-16-96
65	16.30	Jack Greenwood(CO)	7-21-91
66	17.13	James Stookey(MD)	8-22-96
67	16.8	Denver Smith(OH)	7-24-93
68	16.64	+1.5 James Stookey(MD)	7-31-98
69	17.13	-0.6 James Stookey(MD)	8- 4-99
70	18.2	Herb Miller(CA)	6- 7-86
71	20.9	Bert Morrow(CAN)	4-28-84
72	21.9	Bud Deacon(HI)	8-13-82
73	20.1	Omer Hix(TX)	9-16-83
74	20.7	Omer Hix(TX)	5-19-84
75	22.3	Bob Boal(NC)	9- 5-87
76	26.2	Stan Thompson(HI)	3-28-87
77	22.8	Claude Hills(PA)	8-19-89
78	22.8	Claude Hills(PA)	8-18-90
79	20.2	Russell Meyers(FL)	6-24-84
80	22.9	Claude Hills(PA)	7-13-93

Pending or wind aided marks

64	w15.76	Clarence Trinkner(WI)	7- 1-96
69	w16.86	+2.8 James Stookey(MD)	8- 3-99

80 METER HURDLES (30")

70	12.99	-1.1 James Stookey(MD)	5-13-00
71	13.30	James Stookey(MD)	7-10-01
72	13.98	James Stookey(MD)	8- 9-02
73	13.89	Melvin Larsen(IL)	7-23-97
74	14.01	Melvin Larsen(IL)	7-25-98
75	13.68	+0.2 Melvin Larsen(IL)	8-27-99
76	15.02	-1.8 Albertus Van Zyl(RSA)	2-13-99
77	15.2	Frank Finger(VA)	8- 4-91
78	14.42	Melvin Larsen(IL)	7-12-01
79	14.84	Reino Taskinen(FIN)	6- 2-94
80	16.98	Dan Bulkley(OR)	7-19-95
81	17.05	+0.8 Joseph Martin(VA)	5- 8-99
82	16.64	Frank Finger(VA)	8-12-94
83	16.98	Mazumi Morita(JPN)	10-10-93
84	17.5	Russell Meyers(FL)	7- 7-84
85	17.20	+1.9 Dan Bulkley(OR)	8-19-98
86	17.92	+1.7 Dan Bulkley(OR)	8- 4-99
87	17.56	+1.6 Frank Finger(VA)	7-31-98
88	18.50	+0.8 Frank Finger(VA)	5- 8-99
89	18.06	Kizo Kimura(JPN)	8-18-96
90	20.6	Karl Trei(CAN)	6-10-95

Pending or wind aided marks

76	w14.16	+3.3 Melvin Larsen(IL)	8-11-00
79	w16.2	Bert Morrow(CAN)	6-10-92
85	w18.55	+3.3 Frank Finger(VA)	8-11-00

400 METER HURDLES (36")

35	48.93	Nathaniel Page(GA)	7-10-92
36	51.9	James King(CA)	5-13-85
37	53.4	George Smith(CAN)	6- 7-81
38	52.89	Stan Druckrey(WI)	7-19-86
39	54.07	Hertli Wistam(SWE)	7- 7-78
40	54.57	Mike Kelly(CA)	8-23-85
41	54.00	Stan Druckrey(WI)	8- 4-88
42	54.57	Elvis Forde(HAR)	2-12-00
43	52.7	Stan Druckrey(WI)	7- 8-89
44	53.20	Howard Moscrop(GBR)	8- 1-99
45	54.58	Peter Grimes(CA)	8-13-00
46	53.10	James King(CA)	8-22-96
47	54.41	James King(CA)	8-15-92
48	55.5	Jim Dixon(GBR)	6-13-76
49	57.1	Stan Druckrey(WI)	7-10-93
50	55.64	Bill Knocke(CA)	7- 1-84
51	55.79	Guido Mueller(GFR)	8-25-84
52	55.7	Stan Druckrey(WI)	8-13-93
53	55.7	Jack Greenwood(KS)	8-24-72
54	55.18	Guido Mueller(GFR)	8- 1-86
55	57.5	Jack Greenwood(KS)	7- 6-73
56	57.5	Jack Greenwood(KS)	7- 6-74
57	55.69	Guido Mueller(FRG)	6-25-88
58	57.8	Jack Greenwood(KS)	8-15-75
59	61.8	Bill Knocke(CA)	9- 8-90
60	59.5	Jack Greenwood(KS)	7- 2-77
61	67.7	Jonathon Sharp(CO)	7- 6-73
62	69.7	Barry Kline(PA)	4-10-93
63	66.7	Alfred Guidet(CA)	7- 1-72
64	63.6	Alfred Guidet(CA)	6-24-73
65	66.7	Boo Morcom(PA)	6-26-77
66	84.1	Jim Craine(HI)	2-19-78
67	77.8	Alex Lampard(AUS)	3-30-75

59	74.9	Guido Riquelme(CHL)	10- 7-01
60	79.0	Glenn Bradd(IL)	7-20-85
61	93.3y	Stan Thompson(HI)	12- 8-74
62	85.3	Chuck Sochor(MI)	9- 6-92
63	1:43.5	Stan Thompson(HI)	11-27-77
64	91.2	Stan Thompson(HI)	12-31-78
65	1:52.2	Stan Thompson(HI)	12- 7-80
66	1:50.7	Stan Thompson(HI)	8-28-83
67	1:51.4	Stan Thompson(HI)	7-20-85

400 METER HURDLES (33")

50	58.1	Jack Greenwood(KS)	7- 3-76
51	58.2	Jack Greenwood(KS)	8-11-77
52	58.60	Courtland Gray(US)	5-12-96
53	59.04	Jack Greenwood(KS)	7-29-79
54	59.80	Guido Mueller(GER)	8-27-93
55	62.8	Rudolph Valentine(NY)	8-11-77
56	59.67	Courtland Gray(LA)	6-18-99
57	59.63	Guido Mueller(GER)	5-14-94
58	58.92	Guido Mueller(FRG)	7-16-95
59	63.7	Robert Hunt(CA)	7- 3-76
60	59.85	Jack Greenwood(KS)	9-27-83
61	59.83	Guido Mueller(GER)	7-20-96
62	64.7	Jack Greenwood(KS)	7-21-84
63	61.44	Guido Mueller(GER)	9-12-98
64	64.92	Robert Hunt(CA)	7-29-79
65	72.8	Robert Hunt(CA)	6- 7-80
66	65.14	Jack Greenwood(CO)	9- 3-89
67	82.31	Clarence Trinkner(US)	6-28-97
68	84.49	Clarence Trinkner(US)	6- 6-98
69	82.07	Clarence Trinkner(WI)	5-29-99
70	89.1	Clarence Trinkner(WI)	6-10-00
71	1:48.9y	Stan Thompson(HI)	6- 7-01
72	1:55.8	Stan Thompson(HI)	12- 7-80
73		Stan Thompson(HI)	10-24-82

400 METER HURDLES (30")

60	64.45	Frans Buys(HOL)	5-31-85
61	65.71	Jack Greenwood(KS)	8-31-86
62	66.37	Rudolph Valentine(NY)	5- 4-85
63	66.01	Rudolph Valentine(NY)	8-23-85
64	68.98	Trygve Sverson(NOR)	8- 3-85
65	69.1	Bud Deacon(HI)	6-23-74
66	69.8	Rudolph Valentine(NY)	7-31-87
67	68.5	Earl Fee(CAN)	7- 2-94
68	70.4	Chuck Sochor(MI)	7-17-93
69	70.8	Chuck Sochor(MI)	8-21-93
70	75.2	Richard Lacey(NY)	7- 2-77
71	73.07	Frank Finger(VA)	5- 7-83
72	75.96	Frank Finger(VA)	7-28-84
73	77.50	Frank Finger(VA)	9-27-83
74	83.86	Gilberto Gonzalez(PUR)	5- 8-82
75	80.6	Bob Boal(NC)	9- 1-85
76	79.5	Harold Niebel(MD)	8-23-85
77	85.12	Gilberto Gonzalez(PUR)	7-24-83
78	87.20	Bud Deacon(HI)	9-27-83
79	1:44.5	Richard Lacey(FL)	9-27-83
80	91.06	Konrad Boas(NY)	5- 6-78
81	91.06	Erkki Haapalainen(FIN)	8- 3-85
82	92.5	Herbert Anderson(CO)	8-11-77
83	94.46	Russell Meyers(FL)	7- 6-80
84	89.58	Russell Meyers(FL)	5- 9-81
85	96.5	Herbert Anderson(CO)	1-10-81
86	95.7	Herbert Anderson(CO)	9- 6-81
87	1:51.0	Herbert Anderson(CO)	7-24-82
88	2:02.6	Herbert Anderson(CO)	9- 3-83
89	2:05.51	A. E. PITCHER(IN)	6-26-85

300 METER HURDLES (33")

50	39.96	Guido Mueller(FRG)	8- 3-89
51	43.19	Jack Steffes(CA)	8- 3-89
52	40.92	Willi Kalbermatter(SUT)	6-30-90
53	43.2	Richard Rizzo(NU)	8- 4-88
54	43.18h	Charles Miller(TX)	8- 1-89
55	44.54h	Poochi Parthasarathy(IND)	8-1-89
56	46.03	Bill Knocke(CA)	6-27-93
57	42.69	Hugh Adams(CA)	6-18-94
58	43.28	Erkki Knapp(FIN)	8- 3-89
59	43.29	Ovidio De Jesus(PUR)	9-17-88
60	43.36h	Richard Hickman(CA)	8- 1-89
61	44.31	Erkki Knapp(FIN)	6-30-90
62	45.77	Josh Kullbreath(US)	8- 3-89
63	45.7	Marion Sanchez(CA)	8- 3-89

300 METER HURDLES (30")

60	42.31	Guido Mueller(GER)	8- 1-99
61	45.65	Marion Sanchez(CA)	8-15-92
62	43.95	Guido Mueller(GER)	7- 8-00
63	44.24	Marion Sanchez(CA)	10-13-93
64	45.41	Francois Corneilus(BEL)	7- 3-88
65	45.59	Jack Greenwood(KS)	7-20-96
66	43.22	Guido Mueller(GER)	8-17-02
67	43.49	Jack Greenwood(CO)	8- 3-89
68	46.43	Levis Ariel Standen(CHI)	10-13-93
69	47.19	Rudolph Valentine(NY)	12- 1-87
70	45.20	Jack Greenwood(CO)	7-25-91
71	45.71	Earl Fee(CAN)	7-16-95
72	48.56	James Stookey(MD)	8- 3-96
73	47.61	Earl Fee(CAN)	8-23-96
74	48.05	Chuck Sochor(MI)	7-16-95
75	47.96	James Stookey(MD)	8- 1-98
76	48.04	Earl Fee(CAN)	11-21-98
77	49.64	James Stookey(MD)	8- 1-99
78	49.07	Earl Fee(CAN)	8-28-99
79	50.0	James Stookey(MD)	7- 2-00
80	50.84	James Stookey(MD)	7- 7-01
81	52.11	Earl Fee(CAN)	7-28-01
82	52.44	Dan Bulkley(OR)	8- 3-89
83	51.17	Earl Fee(CAN)	8-11-02
84	56.52	Joseph Martin(VA)	5-

61	5'6 1/2	1.69 Milton Newton (CA)	6-10-95	58	13'1 1/2	4.00 Hans Lagerqvist (SWE)	9-18-98	60	19'11	6.07 Tom Patsalis (CA)	7-10-82	38	54'1 3/4	16.50 Ray Kimble (US)	6-14-91
62	5'6	1.68 Phil Fehlen (CA)	5- 8-98		13'1	3.99 Dale Lance (OK)	9-21-96	61	18'11	5.76 Tom Patsalis (CA)	5- 1-83	39	55'5 1/2	16.90 Ray Kimble (US)	6-21-92
63	5'7 3/4	1.72 Phil Fehlen (CA)	7- 4-98	59	13'0 1/2	3.97 Boo Morcor (PA)	1-10-81	62	18'6	5.64 Dick Richards (CA)	3-29-97	40	54'4 3/4	16.58 Ray Kimble (US)	7- 2-93
64	5'6 1/4	1.66 Phil Fehlen (FL)	9-19-92	60	12'10 1/2	3.91 Dale Lance (OK)	3-27-98	63	18'3 1/4	5.57 Dick Richards (CA)	6-29-97	41	53'3 1/2	16.24 Ray Kimble (US)	5-14-94
65	5'5 1/4	1.66 Phil Fehlen (CA)	8-12-00	61	12'9 1/2	3.90 Herbert Schmidt (GFR)	10-14-71	64	17'7 1/2	5.37 Lothar Fischer (GER)	7- 8-00	42	52'4	15.95 Ray Kimble (US)	4-13-96
66	5'2 1/4	1.58 N. Nevrup (SWE)	10-10-93		12'6 1/2	3.82 Boo Morcor (PA)	2-26-83		16'10	5.13 Boo Morcor (PA)	1- 5-86	43	53'7 3/4	16.35 Ray Kimble (US)	5- 9-96
67	5'1 3/4	1.57 Jim Gillcris (FL)	8-12-94	62	11'11 3/4	3.65 Boo Morcor (PA)	5- 7-83	65	17'11 1/2	5.47 Lothar Fischer (GER)	9- 1-01	44	46'9 1/2	14.26 Pericles Pinto (POR)	5-24-81
68	5'0 3/4	1.54 Bud Held (CA)	8-10-96	63	12'3 1/2	3.74 Boo Morcor (PA)	8- 2-84		17'6 3/4	5.35 Dick Richards (CA)	8-27-99	45	45'9 3/4	13.96 Dave Jackson (CA)	9-17-00
69	4'11	1.50 Bud Held (CA)	8- 9-97	64	12'0	3.66 Boo Morcor (PA)	8-31-85	66	17'9 3/4	5.43 Hans Bitter (GER)	7-29-86		45'11 1/2	14.01 Pericles Pinto (POR)	7-14-82
70	4'11 3/4	1.52 Bud Held (CA)	8- 9-97	65	12'4 1/2	3.77 Boo Morcor (PA)	8- 3-86		17'5 1/4	5.31 Melvin Larsen (IL)	1-13-91		45'2 1/4	13.77 Dave Jackson (CA)	8-11-77
71	4'11 1/2	1.51 Gordon Siefert (AL)	11- 8-97	66	11'10 1/2	3.62 Boo Morcor (PA)	6- 8-87	67	17'6 3/4	5.35 Dick Richards (CA)	7- 8-00	46	48'7 1/2	14.82 Milan Tiff (CA)	2-25-95
72	4'9	1.45 Gordon Siefert (AL)	6-24-00	67	11'6	3.50 Herbert Schmidt (GFR)	5-11-77		17'6 3/4	5.35 Dick Richards (CA)	6-28-01	47	46'6 1/4	14.18 Stig Backlund (FIN)	7-28-87
73	4'9	1.45 Ian Hume (CAN)	8-12-00	68	11'5	3.39 Boo Morcor (PA)	1- 6-89	68	16'6 1/2	5.35 Wolfgang K Reuter (GER)	8-17-96		46'6 1/4	14.18 Manfred Zenke (GER)	6- 4-00
74	4'9	1.45 Ian Hume (CAN)	9- 6-86	69	11'2	3.48 Boo Morcor (PA)	5-13-89	69	16'9 1/2	5.04 James Stookey (MD)	11-22-98		43'3 1/4	13.19 Dave Jackson (CA)	7-31-79
75	4'9	1.45 Ian Hume (CAN)	8- 8-99	70	10'7 1/4	3.40 Herbert Schmidt (GFR)	8-15-79	70	17'0 1/4	5.12 Melvin Larsen (IL)	10- 9-93	48	46'6	14.17 Milan Tiff (CA)	6- 8-97
76	4'6 1/2	1.38 Ham Morningstar (MI)	6-18-88	71	10'7 1/4	3.23 Boo Morcor (PA)	6-16-90	71	15'9 1/2	4.81 Wolfgang K Reuter (GER)	7-12-01	49	45'0 1/4	13.72 Stig Backlund (FIN)	8- 1-89
77	4'6 1/4	1.38 Stan Thompson (HI)	6- 5-90	72	10'0 1/2	3.30 Herbert Schmidt (GFR)	9-14-80		15'8 1/2	4.77 Melvin Larsen (IL)	1- 6-96		44'2 1/2	13.47 Milan Tiff (CA)	5-23-98
78	4'7 1/4	1.40 Ian Hume (CAN)	11-27-83	73	10'0 1/2	3.06 Boo Morcor (NH)	7- 6-91	72	15'0 3/4	4.59 Matti Jarvinen (FIN)	9-12-98	50	44'8 1/4	13.62 Stig Backlund (FIN)	6-17-90
79	4'7 1/4	1.40 Esko Kolhonen (FIN)	8-27-88	74	10'4 1/2	3.16 Boo Morcor (NH)	8-22-92		14'10 3/4	4.54 Tom Patsalis (CA)	6-18-94	51	44'3 1/2	13.55 Hermann Strauss (FRG)	6- 6-82
80	4'5 1/4	1.35 Stan Thompson (HI)	6-25-88	75	10'0	3.05 Jim Vernon (CA)	6- 3-89	73	16'1	4.90 Wolfgang K Reuter (GER)	8-17-02		42'8 3/4	13.02 Milan Tiff (CA)	5-28-00
81	4'8 3/4	1.35 Stan Thompson (HI)	5-11-85	76	10'0	3.05 William Bell (US)	7-15-95		15'0 1/4	4.58 Melvin Larsen (IL)	8- 8-97	52	43'0 1/4	13.11 C. Kref (GER)	9-25-83
82	4'8 3/4	1.44 Esko Kolhonen (FIN)	8- 4-89	77	10'0	2.97 Carol Johnston (CA)	4-26-86	74	14'8 1/2	4.48 Matti Jarvinen (FIN)	7- 8-00		42'0 3/4	12.82 Dave Jackson (CA)	7-23-97
83	4'8 3/4	1.35 Stan Thompson (HI)	3-24-01	78	9'9	3.10 William Bell (US)	7-15-95		13'11	4.48 Edwun Lukens (NY)	7-26-96	53	42'7 3/4	13.00 Hermann Strauss (FRG)	9-15-84
84	4'8 3/4	1.44 Esko Kolhonen (FIN)	7-10-90	79	9'9	3.05 William K. Bell (AR)	12- 6-97	75	15'0 1/4	4.78 Mazumi Morita (JPN)	7-30-88		41'1 1/2	12.79 Dave Jackson (CA)	5-25-85
85	4'6	1.40 Esko Kolhonen (FIN)	10-23-97	80	9'11	3.02 William K. Bell (AR)	9-17-98	76	14'4	4.59 Melvin Larsen (IL)	7-31-99	54	42'7 3/4	13.00 Hermann Strauss (FRG)	5- 4-85
86	4'5 1/4	1.37 Brady Walker (IN)	7-23-91	81	9'4	2.74 Carol Johnston (CA)	7- 1-89		14'1 1/4	4.37 Mazumi Morita (JPN)	7-29-89		40'10	12.44 Dave Jackson (CA)	6-28-86
87	4'5 1/4	1.35 Esko Kolhonen (FIN)	3- 2-97	82	9'0 1/4	2.60 Carol Johnston (CA)	5-25-91	77	14'3	4.30 Edwun Lukens (NY)	3-28-98	55	45'5 1/4	13.85 Stig Backlund (FIN)	7- 2-95
88	4'5 1/4	1.35 Esko Kolhonen (FIN)	8- 8-99	83	8'12 1/2	2.75 William K. Bell (AR)	3-22-02	78	14'3	4.34 G. Marabotti (ITA)	10- 9-93		40'1 1/4	12.22 Dave Jackson (CA)	7-25-87
89	4'5 1/4	1.33 Emmerich Zensch (AUT)	9-13-98	84	7'8	2.33 Carol Johnston (CA)	9-12-93		13'11	4.24 Tom Kennell (US)	7-31-98	56	42'1 1/4	12.83 C. Kref (GER)	3-10-01
90	4'2	1.27 Herbert Anderson (CO)	8-17-80	85	7'9	2.36 Carol Johnston (CA)	2-12-94	79	13'0 3/4	4.34 Mazumi Morita (JPN)	7-25-91		40'6 3/4	12.36 Dave Jackson (CA)	12- 4-87
91	4'5 1/4	1.35 Esko Kolhonen (FIN)	10-10-93	86	7'11	2.41 Carol Johnston (CA)	2- 4-95		12'5 1/4	3.79 M. Silverstein (VA)	7-31-98	57	43'5 1/2	13.23 Stig Backlund (FIN)	3- 2-97
92	4'2	1.27 Herbert Anderson (CO)	9- 6-81	87	7'9	2.36 Carol Johnston (CA)	5-26-96	79	13'0 3/4	3.98 G. Marabotti (ITA)	7-21-95		41'5	12.62 Gordon Farrell (CA)	1-18-75
93	4'3 1/2	1.31 Esko Kolhonen (FIN)	7-16-94	88	7'6 1/2	2.28 Carol Johnston (CA)	2-16-97		11'11 1/2	3.64 Joe Caruso (CA)	3- 5-89	58	42'6	13.95 Stig Backlund (FIN)	9-17-98
94	4'0 1/2	1.23 Virgil McIntyre (AZ)	6-28-91	89	6'12 3/4	1.90 Ahiti Pajunen (FIN)	3-31-96	80	13'6 1/4	4.12 Mazumi Morita (JPN)	10- 9-93		39'4	11.99 Tom Patsalis (CA)	5-17-80
95	4'2	1.27 Emmerich Zensch (AUT)	3-11-01	90	5'8	1.73 A. E. Pitcher (IN)	5-14-88	81	13'9	4.01 Edwun Lukens (NY)	3-23-02	59	40'6 1/4	12.35 Tom Patsalis (CA)	8- 9-81
96	3'10	1.17 Herbert Anderson (CO)	9- 3-83	91	5'4	1.62 A. E. Pitcher (IN)	9-24-89		12'0 1/2	4.19 Mazumi Morita (JPN)	5-20-95	60	40'5 1/2	12.33 Pericles Pinto (POR)	7-23-97
97	3'10	1.17 Buell Crane (ID)	8- 9-81	92	4'6	1.37 A. E. Pitcher (IN)	2-18-90	82	13'8 1/4	3.67 Thomas Walsh (MO)	7-31-98		40'5 1/2	12.33 Hermann Strauss (FRG)	7-26-91
98	3'10	1.17 Milo Lightfoot (OH)	3-17-96	93	4'6	1.37 A. E. Pitcher (IN)	8- 3-91	83	12'3 1/2	4.18 Suda Gichi (JPN)	10-15-94	61	40'9 1/2	11.96 Tom Patsalis (CA)	7-10-82
99	4'1 1/4	1.25 Emmerich Zensch (AUT)	8-18-02		Pending marks			84	12'10 1/2	3.67 David Marcus (CA)	5-25-91		38'1	11.61 Tom Patsalis (CA)	9-25-93
100	4'0	1.22 Wesley Ward (IN)	2-15-92	38	pl6'0	4.87 Craig Boyak (CA)	8-14-92		10'1 3/4	3.95 Gulab Singh (IND)	7-29-89	62	39'0	11.89 Gordon Farrell (CA)	8- 9-89
101	3'11 3/4	1.21 Gulab Singh (IND)	8- 4-89	70	pl0'10 1/4	3.31 Robert Brown (GER)	8-22-02	85	12'10 3/4	3.93 Mazumi Morita (JPN)	7-19-97	63	37'4 1/2	11.39 Jakob Rypdal (NOR)	8- 3-85
102	3'9 1/4	1.15 A. E. Pitcher (IN)	3-30-85	89	pl5'3	1.60 Vic Younger (AUS)	7-13-01		10'1 3/4	3.09 Winfield McFadden (CA)	7-26-98	64	37'6 3/4	11.45 L. Ariel Standen (CHI)	10-13-93
103	3'8	1.12 Buell Crane (ID)	7-14-84					86	12'3 3/4	3.75 Mazumi Morita (JPN)	3-25-00		35'1	10.69 Edwun Lukens (NY)	1- 5-86
104	4'1 1/2	1.12 A. E. Pitcher (IN)	4-27-86						10'2	3.10 Clarence Trahan (CA)	7-31-99	65	39'2 1/4	11.94 Hermann Strauss (GER)	8-18-96
105	3'8 1/2	1.26 Esko Kolhonen (FIN)	8- 8-99	35	27'10 3/4	8.50 Carl Lewis (TX)	8- 4-96	86	10'11 1/2	3.34 Mazumi Morita (JPN)	7-31-99	66	38'0 1/4	11.59 Hermann Strauss (GER)	3-29-87
106	3'6 3/4	1.12 Klaus Bracer (GER)	7-26-85		27'10 3/4	8.50 Larry Myricks (US)	6-15-91	87	11'1 1/2	2.95 Jeremiah Gaines (VA)	5- 9-98		35'7 3/4	10.86 Tom Patsalis (CA)	6-15-97
107	3'7	1.09 George Braceland (PA)	3- 4-00	36	26'7 1/4	8.11 Larry Myricks (US)	6-15-91	88	10'8 1/4	3.36 Mazumi Morita (JPN)	3-23-02	67	35'5	10.79 James Stookey (MD)	4- 6-96
108	3'7	1.09 Bue Pz Crane (ID)	7- 3-87	37	27'0 3/4	8.25 Larry Myricks (US)	7-28-93	89	10'5 1/4	2.93 Clarence Trahan (CA)	3-23-02	68	35'7 1/2	10.86 Matti Jarvinen (FIN)	10-13-93
109	3'6 1/2	1.07 Leland McPhie (CA)	3-22-02	38	26'6 1/2	8.09 Larry Myricks (US)	4- 2-94		9'7 1/2	2.65 Russell Randall (CO)	7-21-95		34'4 1/4	10.47 Edwun Lukens (NY)	7- 8-89
110	3'4 1/4	1.02 Buell Crane (ID)	8- 4-89	39	25'11	7.90 Nenad Stekic (YUG)	6-24-90	90	8'7 1/4	2.62 Karl Trei (CAN)	6-13-98	69	33'6	10.21 Edwun Lukens (NY)	5- 4-90
111	3'5	1.04 Buell Crane (ID)	7-28-90	40	25'2 1/2	7.54 Stan Whitley (CA)	4-27-85		6'7 3/4	2.02 Herbert Anderson (CO)	8-31-91		33'2	10.11 Matti Jarvinen (FIN)	7-19-95
112	3'1	0.94 Buell Crane (ID)	7-23-91	41	24'10	7.68 Aaron Sampson (UT)	6-21-02	91	8'6 3/4	2.61 Karl Trei (CAN)	5- 8-99	70	32'5	9.88 James Stookey (MD)	5- 8-99
113	3'2 1/2	0.98 Waldo McCurney (US)	7-18-95	42	24'10 3/4	7.57 Hans Schicker (FRG)	7-16-88		8'0 1/4	2.44 Buell Crane (ID)	4-21-90		32'5	9.88 James Stookey (MD)	5- 8-99
114	3'3	0.94 Buell Crane (ID)	8-12-93	43	22'11 3/4	7.00 John Hartfield (TX)	2-22-86	92	7'10 1/2	2.40 Buell Crane (ID)	4-20-91	71	34'5	10.49 Shoji Ito (JPN)	7-10-01
115	2'7 1/2	0.80 Everett Hosack (OH)	3-29-96	44	23'6 3/4	7.18 Pericles Pinto (POR)	7- 8-79	93	6'3 1/2	1.92 Everett Hosack (OH)	5- 7-94		33'4 3/4	10.18 James Stookey (MD)	9-17-00
116	2'6	0.76 Everett Hosack (OH)	5-17-98	45	22'5 1/4	6.84 Richard Thomas (US)	3-30-96	94	7'1 3/4	2.18 Everett Hosack (OH)	7-21-95		33'8 3/4	10.28 Tanaka Juji (JPN)	5-29-94
				46	23'9 1/2	7.25 Pericles Pinto (POR)	5-18-80		6'9 1/4	2.06 Everett Hosack (OH)	3- 2-96		32'8 1/2	9.97 Edwun Lukens (NY)	3-19-93
				47	23'2	7.06 Stan Whitley (CA)	7-29-89	95	6'6 3/4	2.00 Everett Hosack (OH)	10-13-85	72	33'7 1/2	10.25 Mazumi Morita (JPN)	10-13-85
				48	23'0 1/2	7.02 T. Taavitskinen (FIN)	7-11-88						30'8 1/2	9.36 Edwun Lukens (NY)	8-14-94
				49	22'2 1/2	6.77 Carl Flowers (CA)	6-15-91					73	33'2 1/2	10.12 Jakob Rypdal (NOR)	8- 4-99
				50	23'3 3/4	7.13 Pericles Pinto (POR)	5- 1-82						31'0 3/4	9.47 Edwun Lukens (NY)	8- 5-95
				51	22'3 1/4	6.79 William Rea (FL)	7-19-97					74	31'6 1/4	9.61 Mazumi Morita (JPN)	12- 4-87
				52	23'10 1/4	7.27 T. Taavitskinen (FIN)	8-21-90						28'3 3/4	8.63 Charles Obye (AZ)	3-31-96
				53	21'8 3/4	6.62 Shirley Davison (CA)	6-26-76					75	32'11 3/4	10.05 Mazumi Morita (JPN)	7-31-88
				54	22'4 1/4	6.81 T. Taavitskinen (FIN)	7-23-91						30'9 1/4	9.38 Edwun Lukens (NY)	3-21-97
				55	21'4	6.50 John Hartfield (TX)	6- 6-92					76	30'5 3/4	9.29 Edwun Lukens (NY)	8- 2-98
				56	21'4	6.53 Wolf Reinhardt (GFR)	8- 9-77					77	30'6 1/4	9.30 Edwun Lukens (NY)	8- 4-99
				57	21'4	6.50 Rudy Enders (MD)	4-26-80					78	30'6 1/2	9.30 Edwun Lukens (NY)	7-27-91
				58	21'3 1/4	6.48 Perti Ahomaki (FIN)	7-22-95					79	28'1 1/4	8.74 Tom Kennell (FL)	8-29-99
				59	21'1	6.42 Shirley Davison (CA)	2- 9-80					80	28'1 1/4	8.53 Esko Kolhonen (FIN)	10-13-93
				60	22'5 1/4	6.84 T. Taavitskinen (FIN)	6-18-94						25'6 3/4	7.79 Winfield McFadden (CA)	7-15-84
				61	21'1	6.42 Shirley Davison (CA)	4-12-80					81	29'4 1/2	8.95 Mazumi Morita (JPN)	10-13-9

17'6	5.33 Winfield McFadden(CA)	9-19-93
89 22'9 3/4	6.95 Vittorio Colo(ITA)	3-10-01
15'9 1/4	4.81 Herbert Anderson(CO)	8-31-91
90 18'1	5.51 Buell Crane(ID)	7-28-90
91 15'2 3/4	4.64 Buell Crane(ID)	7-27-91
92 14'7 1/4	4.45 A. Pittendrich(AUS)	8-4-99
13'3	4.04 Waldo McBurney(US)	7-19-95
94 13'3 3/4	4.06 Buell Crane(ID)	8-14-94

Pending or wind aided marks		
36 w54'10 1/2	16.88 Joseph Taiwo(US)	5-11-96
37 w54'10	16.72 Willy Banks(CA)	6-21-92
38 w54'6 3/4	16.71 Robert Cannon(US)	6-1-96
39 w56'4	16.63 Ray Kimble(US)	7-19-91
40 w55'8 1/4	16.97 Ray Kimble(US)	6-21-92
43 w54'6 1/4	16.63 Ray Kimble(US)	6-17-93
44 w46'11 1/2	14.31 Michael Sauer(GER)	5-11-96
44 w46'0	14.02 Dave Quick(CA)	6-24-00
63 w37'9 1/2	11.52 Hermann Strauss(GER)	7-30-94
68 w33'7 1/4	10.24 James Stookey(MD)	8-2-98
69 w32'11 1/2	10.04 James Stookey(MD)	6-9-99
72 w30'10	9.40 Tom Patsalis(CA)	6-18-94
73 w32'0 1/4	9.76 Edwin Lukens(NY)	7-19-95
74 w30'1 1/2	9.18 Edwin Lukens(NY)	7-26-96
74 w29'2	8.89 Tom Patsalis(CA)	5-26-96
81 w24'6	7.47 Clarence Trahan(CA)	1-27-96
93 w15'2 1/2	4.63 Buell Crane(ID)	8-13-93

SHOT PUT (7.26Kg/16#)

35 72'3	22.02 Brian Oldfield(CA)	5-16-81
36 70'10	21.59 Brian Oldfield(CA)	6-2-81
37 69'7 1/2	21.22 Brian Oldfield(CA)	5-28-83
38 72'9 3/4	22.19 Brian Oldfield(CA)	5-26-84
39 69'5 1/4	21.41 Brian Oldfield(CA)	6-8-84
40 70'3	21.16 Brian Oldfield(CA)	8-22-85
41 67'0	20.42 Brian Oldfield(LI)	8-5-86
42 67'0 3/4	20.44 Ivan Ivancic(YUG)	7-5-80
43 61'5 1/2	18.73 Brian Oldfield(LI)	6-27-87
43 65'10 1/4	20.07 Ivan Ivancic(YUG)	7-18-81
62'10	19.15 Brian Oldfield(LI)	6-18-88
44 66'7 3/4	20.31 Ivan Ivancic(YUG)	9-28-82
54'1 1/2	16.50 Carl Wallin(NH)	8-30-86
45 68'1 3/4	20.77 Ivan Ivancic(YUG)	8-21-83
55'2 1/2	16.83 Edward Hill(AL)	8-23-88
46 66'2	20.17 Ivan Ivancic(YUG)	6-11-84
53'7	16.33 Carl Wallin(NH)	10-18-87
47 58'1 1/4	17.71 Pierre Colnard(FRA)	6-12-76
52'6	16.00 Carl Wallin(NH)	9-10-89
48 61'6 1/4	18.75 Ivan Ivancic(YUG)	9-7-86
52'5	15.97 Carl Wallin(NH)	10-8-89
49 56'8 1/2	17.28 M. Buchmuller(GER)	10-18-92
50'9 1/2	15.48 Tom Gage(MT)	3-20-93
50 57'8 1/4	17.58 Klaus Liedtke(GER)	5-26-91
50'1 1/2	15.28 Carl Wallin(NH)	10-5-91
51 56'5 1/4	17.20 Klaus Liedtke(GER)	6-8-92
48'9	14.86 Carl Wallin(NH)	10-4-92
52 56'4 1/2	17.18 Klaus Liedtke(GER)	6-5-93
49'3 1/2	15.02 Ladislav Pataki(CA)	8-15-98
53 56'0 1/2	17.08 Klaus Liedtke(GER)	5-1-94
47'7 3/4	14.52 Clay Larson(CA)	4-17-99
54 49'4 1/2	15.05 H. Hombrecher(GFR)	8-22-79
47'4	14.43 Carl Wallin(NH)	9-21-96
55 50'8 1/4	15.46 Klaus Liedtke(GER)	7-13-96
48'3 3/4	14.72 Carl Wallin(NH)	10-5-96
56 53'0	16.15 Klaus Liedtke(GER)	5-4-97
47'4 1/2	14.44 Carl Wallin(NH)	10-4-97
57 53'0 1/4	16.16 Klaus Liedtke(GER)	5-10-98
45'5 1/4	13.80 Carl Wallin(NH)	5-26-91
58 44'3 1/2	13.55 Peter Speckens(GER)	5-14-94
43'11	13.38 Carl Wallin(NH)	9-27-00
59 45'0 1/2	13.73 Carl Wallin(NH)	10-7-00
60 45'5	13.84 Peter Speckens(FRG)	7-8-95
42'8 3/4	13.02 Carl Wallin(NH)	10-6-01
61 39'7 1/4	12.07 Vic Depre(BEL)	10-29-89
36'7	11.15 David Shrader(KS)	7-10-76
62 36'0 1/4	10.98 Hans Schneider(GFR)	8-27-76
33'9 1/4	10.29 James Hart(CA)	10-3-98
63 40'6 3/4	12.36 Cliff Blair(MA)	8-22-93
64 34'7	10.54 Hans Schneider(GFR)	10-7-78
33'10 1/2	10.32 Len Olson(VT)	9-10-95
65 37'2 1/2	11.34 Hal Smith(CA)	8-4-01
66 36'10 1/4	11.23 Karl-heinz Wendel(GER)	9-29-96
34'1	10.39 Len Olson(VT)	9-14-97
67 36'3 1/2	11.06 Hal Smith(CA)	10-5-02
68 35'1 3/4	10.71 William Walmoth(MI)	9-13-92
69 34'5	10.49 Franz Meier(SWI)	10-3-87
33'2	10.11 Ross Carter(OR)	8-27-83
70 32'0 1/2	9.76 Donald Cumley(NV)	8-25-90
71 32'1 1/2	9.79 Rudolph Zapp(GFR)	9-9-90

29'5 1/2	8.98 Ross Carter(OR)	3-10-85
72 33'1 3/4	10.10 Ross Carter(OR)	8-2-86
73 30'9	9.49 Ross Carter(OR)	8-8-87
74 31'10	9.70 Franz Meier(SWI)	5-24-92
75 28'5 3/4	8.68 Ross Carter(OR)	2-11-89
76 30'0 1/4	8.73 Ross Carter(OR)	6-24-89
28'2 1/4	9.15 Ernst Korte(GFR)	8-31-80
77 26'4 1/2	8.59 Ross Carter(OR)	8-25-90
25'9	8.04 Erling Svennevick(NOR)	10-15-95
78 26'10	7.95 Manuel White(MT)	6-12-93
16'11 1/4	8.18 Erling Svennevick(NOR)	11-10-96
79 26'7 3/4	5.16 Arthur Wright(NY)	6-14-80
80 28'2 1/4	8.12 Ross Carter(OR)	6-6-93
81 24'11 1/4	7.59 Ross Carter(OR)	7-29-94
22'6	8.60 Erling Svennevick(NOR)	11-14-99
91 14'5 1/4	6.86 Manuel White(MT)	7-20-97
	4.40 Trent Lane(LA)	3-17-02

Pending marks		
64 p36'1 1/4	11.00 Heinrich Fiedler(GFR)	10-7-78

SHOT PUT (6Kg)

50 60'6 1/2	18.45 Klaus Liedtke(FRG)	7-20-91
53'10	16.41 Carl Wallin(NH)	10-5-91
51 57'7 3/4	17.57 M. Buchmuller(GER)	9-10-94
55'7 1/4	16.95 Tom Gage(MT)	7-30-94
52 58'9 1/2	17.92 Klaus Liedtke(GER)	7-4-93
56'3 1/4	17.15 Ladislav Pataki(CA)	9-19-98
53 59'9	18.21 Klaus Liedtke(GER)	5-3-94
55'0 3/4	16.78 Ladislav Pataki(CA)	7-3-99
54 55'1	16.79 Ladislav Pataki(CA)	9-16-00
55 57'5	17.50 Klaus Liedtke(GER)	7-21-96
52'8 1/4	16.06 Ladislav Pataki(CA)	9-29-01
56 56'2	17.12 Klaus Liedtke(GER)	8-16-97
52'1 1/2	15.89 Carl Wallin(NH)	10-4-97
57 56'11 1/4	17.35 Klaus Liedtke(GER)	9-13-98
50'5 1/2	15.38 Joe Keshmiri(NV)	7-18-95
58 50'6	15.39 Joe Keshmiri(NV)	6-8-96
59 51'10	15.80 Joe Keshmiri(NV)	8-9-97
60 46'11 1/2	14.31 Carl Wallin(NH)	10-6-01
65 43'0 1/2	13.12 Karl-heinz Wendel(GER)	9-3-95
67 38'9	11.81 Karl-heinz Wendel(GER)	6-29-97
68 37'3 1/4	11.31 Karl-heinz Wendel(GER)	8-28-98
74 32'5 1/4	9.89 Franz Meier(SWI)	5-24-92
76 31'10 3/4	9.72 Erling Svennevick(NOR)	11-12-94
91 15'6	4.72 Trent Lane(LA)	3-17-02

SHOT PUT (5Kg)

60 54'9 1/4	16.69 Franz Ratzler(AUT)	8-1-99
54'0	16.46 Joe Keshmiri(NV)	6-27-98
61 54'4 1/2	16.57 Klaus Liedtke(GER)	8-21-02
52'4	15.95 Glenn A. Johnson(TN)	8-10-00
62 51'3	15.62 Karl-heinz Marg(GER)	3-10-01
50'6	15.39 Glenn A. Johnson(TN)	8-12-01
63 51'3	15.62 Reino Nokelainen(FIN)	7-17-83
47'3 1/2	14.40 Wendell Palmer(TX)	2-11-96
64 47'7 3/4	14.52 Peter Speckens(GER)	8-1-99
46'0 1/2	14.03 Gerald Vaughn(NC)	6-10-00
65 48'2 3/4	14.70 Reino Nokelainen(FIN)	8-3-85
47'7 3/4	14.52 Hal Smith(CA)	9-29-01
66 49'7 1/4	15.12 Hal Smith(CA)	1-19-02
67 48'3 1/4	14.71 T. Von Wachenfeldt(SWE)	7-19-95
68 43'9 3/4	13.35 Wendell Palmer(TX)	8-28-99
69 43'4	13.21 Rolf Gustavson(SWE)	8-3-85
68 42'5 1/2	12.94 Len Olson(VT)	3-4-00
69 43'8 1/2	13.32 Volitto Elo(FIN)	8-22-84
41'8 3/4	12.72 Arnie Gaynor(CA)	6-8-97
76 32'5	9.88 Erling Svennevick(NOR)	11-12-94
91 16'4 1/4	4.98 Trent Lane(LA)	3-17-02

SHOT PUT (4Kg)

70 48'5 1/2	14.77 Arnie Gaynor(CA)	7-10-98
71 48'4	14.73 T. Von Wachenfeldt(SWE)	8-1-99
44'5 1/2 1/2	13.55 Arnie Gaynor(CA)	3-26-99
72 45'11 3/4	14.00 Leo Saarinen(FIN)	7-7-01
44'11 3/4	13.71 Ladislav Filip(OR)	9-16-00
73 46'0 1/2	14.03 Heiner Will(GER)	7-10-00
45'1	13.74 Scott Herrman(KA)	10-11-92
74 43'7 3/4	13.30 Heiner Will(GER)	7-7-01
39'1 3/4	11.93 Hale Buysse(CO)	8-10-95
75 42'8	13.00 Erik Eriksson(FIN)	8-1-99
41'5 3/4	12.64 Ross Carter(OR)	9-3-88
76 43'0 1/4	12.11 Erik Eriksson(FIN)	9-4-99
41'6 3/4	12.67 Scott Herrman(KA)	2-11-96
77 42'8 3/4	13.02 Erik Eriksson(FIN)	3-9-01
39'4	11.99 Ross Carter(OR)	6-22-91
78 38'7 3/4	11.78 Elo Wiklund(SWE)	9-4-99
38'7	11.76 Ross Carter(OR)	6-13-92

39'6 3/4	12.06 Erik Eriksson(FIN)	8-21-02
38'11	11.86 Ross Carter(OR)	2-20-94
80 40'3	12.27 Ross Carter(OR)	6-25-94
81 39'6	12.04 Ross Carter(OR)	6-30-95
82 39'5 1/4	12.02 Gerhard Schepe(GER)	10-16-93
37'7 1/2	11.47 Ross Carter(OR)	10-8-96
83 36'11	11.25 Ross Carter(OR)	5-31-97
84 37'3	11.35 Ross Carter(OR)	8-1-98
85 34'2 1/4	10.42 Ross Carter(OR)	6-19-99
86 33'4 3/4	10.18 Ross Carter(OR)	5-27-00
87 29'8 3/4	9.06 Ross Carter(OR)	8-20-01
88 26'4 1/4	8.03 Lamberto Cicconi(ITA)	2-5-93
89 24'2 1/4	7.37 Leland McPhie(CA)	8-8-02
89 25'1 1/2	7.66 Lamberto Cicconi(ITA)	9-15-94
22'6 1/2	6.87 Ted Hatlen(CA)	10-7-00
90 24'7 1/2	7.49 Lamberto Cicconi(ITA)	2-17-95
22'10 1/2	6.97 Buell Crane(ID)	6-20-90
91 23'7 1/4	7.19 Ted Hatlen(CA)	10-5-02
92 21'11 3/4	6.70 Waldo McBurney(ID)	7-19-95
93 18'6 3/4	5.66 Buell Crane(ID)	8-14-93
94 18'8	5.69 Buell Crane(ID)	7-9-94
95 15'3	4.65 John Whittemore(CA)	4-23-95
96 15'4 3/4	4.69 Tom Lane(CA)	9-23-90
97 15'9	4.80 Tom Lane(CA)	9-22-91
98 13'5 1/4	4.04 Tom Lane(CA)	8-14-92
99 10'3 3/4	3.19 John Whittemore(CA)	10-3-93
100 10'4	3.15 John Whittemore(CA)	4-2-00
103 10'1 1/4	3.08 Ben Levinson(CA)	8-11-98

DISCUS THROW (2Kg)

35 232'8	70.92 Wolfgang Schmidt(FRG)	9-9-89
227'2	69.24 Art Swarts(US)	5-31-80
36 233'9	71.24 John Powell(US)	6-9-84
37 222'11	67.94 Mac Wilkins(CA)	4-23-88
38 233'9	71.26 Rickard Bruh(SWE)	11-15-84
225'5	68.70 Art Swarts(US)	11-12-83
39 223'8	68.18 Jurgun Schult(GER)	8-21-99
212'2	64.68 Art Swarts(US)	5-26-84
40 220'9	67.28 Art Swarts(US)	9-15-85
41 213'1	64.96 Art Swarts(US)	3-8-86
42 211'11	67.00 Al Oerter(NY)	4-7-79
43 227'11	69.48 Al Oerter(NY)	5-31-80
44 225'7	68.76 Al Oerter(NY)	6-7-81
45 216'11	66.12 Al Oerter(NY)	3-28-82
46 212'4	64.72 Al Oerter(NY)	10-30-82
47 222'9	67.90 Al Oerter(NY)	11-12-83
48 211'3	64.40 Al Oerter(NY)	9-15-85
49 209'2	63.75 Dave McKenzie(CA)	4-17-99
50 185'4	56.50 Klaus Liedtke(GER)	10-3-91
149'2	45.48 Chuck Chapin(NY)	7-13-95
51 191'9	58.44 Al Oerter(FL)	7-23-88
52 178'0	54.26 Kauko Jouppila(FIN)	8-5-73
159'0	48.16 Ladislav Pataki(CA)	5-21-99
53 188'3	57.38 Klaus Liedtke(GER)	7-2-94
132'5	40.36 Wendell Palmer(TX)	6-22-85
54 168'0	51.22 Kauko Jouppila(FIN)	9-2-75
138'5	42.20 George Ker(CA)	6-19-77
55 166'3	50.68 Klaus Liedtke(GER)	7-13-96
135'2	41.20 Wendell Palmer(TX)	6-20-87
56 177'8	49.12 Wendell Palmer(TX)	5-4-97
137'11	39.98 Wendell Palmer(TX)	5-14-88
57 161'2	42.04 Klaus Liedtke(GER)	5-10-98
131'2	39.98 Wendell Palmer(TX)	5-13-89
58 148'8	45.32 K. Maksimczyk(GBR)	8-12-72
122'1	37.22 Wendell Palmer(TX)	6-9-90
59 155'7	47.42 Kauko Jouppila(FIN)	5-27-80
136'5	41.58 Wendell Palmer(TX)	4-18-92
60 137'10	42.02 Wendell Palmer(TX)	6-13-92
61 136'6	41.60 Peter Speckens(FRG)	7-6-96
128'5	39.14 Wendell Palmer(TX)	4-23-93
62 136'1	41.48 Wendell Palmer(TX)	4-23-94
101'8	38.14 Karl-heinz Wendel(GER)	9-4-93
64 115'11	31.00 Bob Stone(CA)	5-19-84
103'1	35.40 Olav Reppen(NOR)	6-8-76
65 114'6	31.42 John Dick(CA)	9-14-76
101'3	36.86 John Dick(CA)	7-29-76
66 120'10	30.84 Karl-heinz Wendel(GER)	9-17-77
103'3	31.48 Daniel Aldrich(CA)	12-16-84
67 117'7	35.84 Karl-heinz Wendel(GER)	8-27-97
102'7	31.28 Len Olson(VT)	8-16-98
68 112'5	34.26 Karl-heinz Wendel(GER)	6-19-98
103'1	31.42 Peter Gulgin(FL)	3-10-84
69 103'11	31.68 Olav Reppen(NOR)	9-4-80
91'9	27.98 Len Olson(VT)	9-3-00
70 115'0	35.06 Olav Reppen(NOR)	9-12-81
89'11	27.40 Len Olson(VT)	5-19-98
71 118'0	35.98 Olav Reppen(NOR)	9-11-82
103'5	31.52 Thomas McDermott(FL)	9-16-89

72 108'5	33.04 Olav Reppen(NOR)	9-20-83
82'5	25.12 Stanley Herrmann(CA)	1-8-77
104'8	31.92 Olav Reppen(NOR)	8-23-84
89'5	27.25 Manuel White(MT)	8-11-89
74 104'5	31.84 Olav Reppen(NOR)	8-8-85
84'4 1/2	25.72 Manuel White(MT)	6-10-90
75 81'4 1		



JERRY WOJCIK


First three in the M55 25# weight throw (from left): Lad Pataki, 17.71; Tom Gage, 19.70; and George Mathews, 17.01, National Masters Indoor Championships, Boston.

62	190'6	58.06 Peter Speckens (GER)	9- 9-97
	178'7	54.44 Wendell Palmer (TX)	7-16-94
63	189'6	57.76 Peter Speckens (GER)	6- 9-98
	172'6	52.58 Wendell Palmer (TX)	7- 7-95
64	175'3	53.42 Peter Speckens (GER)	8- 3-99
	172'11	52.72 Wendell Palmer (TX)	8-17-96
65	182'6	55.64 K. Maksimczyk (GER)	9-17-79
	176'11	53.92 Wendell Palmer (TX)	8- 8-97
66	173'3	52.82 Wendell Palmer (TX)	7-31-98
67	167'4	51.01 Peter Speckens (GER)	8-16-02
	166'5	50.73 Wendell Palmer (TX)	8-27-99
	165'4	50.39 Heinz Brandt (GER)	6-17-96
	160'7	48.94 Wendell Palmer (TX)	9-16-00
69	158'6	48.31 Wendell Palmer (TX)	7-26-01
70	161'10	49.34 Kauko Jouppila (FIN)	9-21-91
	157'8	48.06 Wendell Palmer (TX)	7-27-02
71	156'6	47.70 Olav Reppen (NOR)	9-11-82
	140'11	42.95 Arnie Gaynor (CA)	6-19-99
	140'11	42.95 Harry Hawke (CA)	8-12-00
72	145'4	44.31 Heinz Brandt (GER)	8-16-02
	142'11	43.56 Ladislav Filip (CZE)	9-16-00
73	142'8	43.50 Philip Frech (GER)	8-15-93
	134'7	41.02 Dale Buysse (CO)	3-19-94
74	141'4	43.08 Olav Reppen (NOR)	8- 8-85
	132'3	40.32 Manuel White (MT)	7-22-90
75	144'0	43.90 Rolf Gustavson (SWE)	8- 8-92
	127'10	38.96 Ross Carter (OR)	7- 9-89
76	134'0	40.84 Osmo Renvall (FIN)	8- 1-87
	127'1	38.74 Ross Carter (OR)	3-11-90
77	133'11	40.84 Osmo Renvall (FIN)	12- 4-87
	128'2	39.06 Ross Carter (OR)	10-23-91
78	121'9	37.12 Ross Carter (OR)	7-25-92
79	124'2	37.84 Osmo Renvall (FIN)	6-30-90
	120'7	36.76 Ross Carter (OR)	2-13-94
80	124'2	37.86 Osmo Renvall (FIN)	7-23-91
	121'8	37.08 Ross Carter (OR)	6-26-94
81	118'4	36.08 Ross Carter (OR)	6-25-95
82	110'2	33.58 Ross Carter (OR)	10- 8-96
83	110'3	33.60 Ross Carter (OR)	5- 3-97
84	107'5	32.74 Ross Carter (OR)	8-21-98
85	99'9	30.40 Ross Carter (OR)	6-12-99
86	101'1	30.81 Ross Carter (OR)	7- 2-00
87	92'0	28.05 Ross Carter (OR)	9-23-01
88	78'9	24.00 Lamberto Cicconi (ITA)	10-11-93
	69'2	21.09 Leon Joslin (WA)	7- 2-00
89	85'9	26.13 Mario Riboni (ITA)	9-22-02
	65'2	19.86 Leon Joslin (WA)	4-18-01
90	72'4 1/2	22.06 Lamberto Cicconi (ITA)	7-16-95
	67'6	20.57 Buell Crane (ID)	6-20-90
91	62'6	19.05 Buell Crane (ID)	4-20-91
92	50'11	15.52 Collister Wheeler (OR)	7-26-85
93	43'5 1/4	13.24 Buell Crane (ID)	8-13-93

94	48'11 3/4	14.93 Buell Crane (ID)	7- 9-94	
	95	48'7	14.81 Collister Wheeler (OR)	7-22-88
	96	47'7 1/2	14.51 Collister Wheeler (OR)	6-30-89
	97	36'6 1/2	11.14 Tom Lane (CA)	9-22-91
	98	33'0	10.06 Everett Hosack (OH)	5-21-00
	99	29'4	8.95 Everett Hosack (OH)	5- 5-01
	100	29'3		
	101	20'5	8.91 Everett Hosack (OH)	6- 1-02
	102	20'5	6.22 John Whittemore (CA)	9-23-01
Pending marks				
64	p174'9	53.27 Richard Cochran (US)	8- 9-02	

HAMMERTHROW (7.26kg/16#)

35	274'4	83.62 Igor Astapkovich (BLG)	6- -98
	270'9	82.52 Lance Deal (US)	9- 7-96
36	271'1	82.62 Yurly Syedikh (URS)	7- 3-91
	265'4	80.88 Lance Deal (US)	5-31-98
37	269'6	82.16 Yurly Syedikh (URS)	6-19-92
	263'7	80.35 Lance Deal (US)	6-25-99
38	265'8	80.99 Lance Deal (US)	7- 8-00
39	260'9	79.48 Yurly Syedikh (URS)	5-21-95
	248'11	75.61 Lance Deal (US)	9-24-00
40	262'6	80.03 Vasilij Sidorenko (RUS)	7-14-01
	245'2	74.74 Jud Logan (US)	4-13-00
41	234'11	71.60 Oleg Djetlov (URS)	7- 6-90
	233'0	71.01 Jud Logan (US)	7-21-00
42	241'10	73.72 Ed Burke (CA)	7- 9-82
43	243'1	74.10 Ed Burke (CA)	6-12-83
44	243'11	74.34 Ed Burke (CA)	4-28-84
45	206'3	62.86 Sreko Stiglic (YUG)	9- 4-88
	198'5	60.48 Ed Burke (CA)	5-18-85
46	212'3	64.70 Dave McKenzie (CA)	6- 4-95
47	202'0	61.58 Hans Potsch (AUT)	8- 1-80
	188'0	57.30 Tom Gage (MT)	8- 5-90
48	208'2	63.46 S. Murofusi (JPN)	10-13-93
	207'4	63.20 Dave McKenzie (CA)	8- 7-97
49	202'3	61.66 Dave McKenzie (CA)	5-31-98
50	202'3	61.64 Dave McKenzie (CA)	5-15-99
51	189'11	57.88 Dave McKenzie (CA)	5-13-00
	185'9	56.62 Lutz Caspers (GER)	6-29-96
	180'0	54.86 Bob Backus (MA)	7-21-78
53	191'2	58.26 Gerhold Wohlfarth (GER)	9-22-90
	157'9	48.10 Bob Backus (MA)	7-29-79
54	192'1	58.54 Gerhold Wohlfarth (GER)	5-18-91
	162'0	49.38 Bob Backus (MA)	6-13-81
55	175'0	53.34 Bob Backus (MA)	8- 9-81
56	178'2	54.32 Gerhold Wohlfarth (GER)	9-11-93
	164'1	50.02 Bob Backus (MA)	8-21-82
57	161'3	49.14 Richard Rzehak (GER)	9-26-87
	154'4	47.04 Bob Backus (MA)	8-28-83
58	140'10	42.92 Matt McGrath (US)	6-22-35
59	169'7	51.70 Richard Rzehak (GER)	10-16-88
	150'9	45.96 Cliff Blair (US)	9-10-89



KAREN HUFF

Age-group winners in the 2002 National Masters Indoor Heptathlon Championships (from l): Bill Jankovich, 68, Pops Thorne, 85, and Fred Hirsimaki.

60	152'10	46.58 Karl Hein (GFR)	10-20-68
	138'5	42.20 Cliff Blair (US)	9- 2-90
61	140'8	42.88 Cliff Blair (MA)	8-18-91
62	139'11	42.64 Richard Rzehak (GER)	5-28-92
63	135'5	31.20 Bob Stone (CA)	1- 8-83
64	124'1	37.82 Thomas McDermott (CN)	8-22-93
65	129'8	39.52 Wim Van Weenen (AUS)	2-15-97
66	123'0	36.54 Thomas McDermott (CN)	12-28-83
67	116'7	37.50 Thomas McDermott (CN)	11-10-84
	107'6	35.54 Wim Van Weenen (AUS)	5- 2-99
68	113'1	32.78 Len Olson (VT)	8-16-98
	103'3	34.48 Olav Reppen (NOR)	9- 6-79
69	109'5	31.48 Nolan Fowler (TN)	5- 8-82
	100'11	33.36 Olav Reppen (NOR)	7-27-80
70	113'4	30.76 Nolan Fowler (TN)	12-28-82
	106'5	34.54 Olav Reppen (NOR)	9-13-81
71	107'5	32.44 Thomas McDermott (FL)	3-13-89
		32.74 Olav Reppen (NOR)	10- 7-82

72	108'10	24.94 Stanley Herrmann (CA)	1-10-76
	79'3	32.96 Olav Reppen (NOR)	9-20-83
73	109'8	24.15 Stanley Herrmann (CA)	1- 8-77
	101'0	33.44 Olav Reppen (NOR)	8-23-84
74	101'7	30.78 Thomas McDermott (FL)	6- 8-91
	82'6	30.96 Olav Reppen (NOR)	8- 8-85
75	87'8	25.16 Stanley Herrmann (CA)	1-14-79
76	87'7 1/4	26.72 Thomas McDermott (FL)	5-31-93
77	71'1	26.70 Thomas McDermott (FL)	1-21-95
78	69'6 3/4	21.66 Manuel White (MT)	8-28-93
79	68'8	21.20 Thomas McDermott (FL)	2-15-97
80	67'8	20.93 Thomas McDermott (FL)	10-29-97
		20.64 Thomas McDermott (FL)	9- 7-98
81	67'2	20.48 Erling Svennevik (NOR)	12- 4-99
	50'4	15.34 Manuel White (MT)	7-20-97
82	55'4 1/2	16.88 John Fraser (AUS)	10-12-97
83	57'10	17.63 Erling Svennevik (NOR)	4- 3-02
91	29'11	9.12 Trent Lane (LA)	3-17-02

Pending marks

39	p268'2	81.75 Vasilij Sidorenko (RUS)	5- -00
64	p134'3	40.92 Wim Van Weenen (AUS)	- -96

HAMMERTHROW (6Kg)

50	209'2	63.76 Tom Gage (MT)	5-16-93
51	214'3	65.30 Tom Gage (MT)	7-17-94
52	205'5	62.62 Tom Gage (MT)	7-22-95
53	207'3	63.16 Gerhold Wohlfarth (GER)	9-15-90
	202'4	61.68 Tom Gage (MT)	8-16-96
54	208'6	63.56 Hans Potsch (AUT)	11-29-87
	198'4	60.46 Tom Gage (MT)	8- 7-97
55	204'8	62.40 Hans Potsch (AUT)	7-16-88
	199'9	60.88 Tom Gage (MT)	9- 5-98
56	197'2	60.10 Hans Potsch (AUT)	8- 4-89
	197'2	60.10 Heimo Viertbauer (AUT)	7-10-00
	192'8	58.72 Tom Gage (MT)	6-12-99
57	209'0	63.70 Hans Potsch (AUT)	7- 5-90
	185'8	56.60 Tom Gage (MT)	7-29-00
58	193'8	59.02 Tom Gage (MT)	8-11-01
59	188'0	57.32 Hans Potsch (AUT)	7- 2-92
	187'5	57.14 Tom Gage (MT)	8-10-02
60	164'2	50.04 Richard Rzehak (GER)	7-22-90
61	142'0	43.78 Erik Andervarn (SWE)	7-29-79
	137'3	41.84 Thomas McDermott (FL)	7-29-79
62	145'6	44.32 Erik Andervarn (SWE)	8- 6-80
63	157'10	48.12 Aarne Miettinen (FIN)	9-12-76
	148'3	45.18 Karl-heinz Wendel (GER)	9-15-95
65	133'8	40.74 Thomas McDermott (FL)	9-24-83
66	140'0	42.68 Aarne Miettinen (FIN)	7-29-79
67	144'2	43.94 Aarne Miettinen (FIN)	8- 6-80
	126'10	38.68 Nolan Fowler (TN)	1-14-81
68	135'5	41.27 Wim Van Weenen (AUS)	5-21-00
69	131'5	40.06 John Fraser (AUS)	4-20-84
	119'2	36.32 Nolan Fowler (TN)	8-13-83
70	131'11	40.22 Olav Reppen (NOR)	8-27-81
71	122'4	37.28 Olav Reppen (NOR)	10- 7-82
72	121'6	37.04 Olav Reppen (NOR)	9-20-83
	82'1	25.02 Louis Peresenyi (CA)	1-12-81
73	128'7	39.20 Olav Reppen (NOR)	8- 9-84
74	120'1	36.60 Olav Reppen (NOR)	8- 8-85
75	89'3	27.20 Stanley Herrmann (CA)	7-29-79
76	109'3	33.30 Verner Andersson (SWE)	7-14-82
77	104'8	31.92 Karsten Brodersen (CHI)	9-13-84
78	91'1	27.76 Verner Andersson (SWE)	9-16-84
80	111'9	34.08 Peter Goic (YUG)	6- 6-76
81	72'6	22.10 Erling Svennevik (NOR)	11-13-99
82	88'6	26.98 Peter Goic (YUG)	9-16-78
83	78'7	23.96 Peter Goic (YUG)	7-29-79
91	34'1	10.40 Trent Lane (LA)	3-17-02

Pending marks

52	p219'7	66.92 Christopher Black (GBR)	8-18-02
----	--------	-------------------------------	---------

HAMMERTHROW (5Kg)

60	197'7	60.22 Arne Lothe (NOR)	9-16-98
	172'9	52.66 Cliff Blair (MA)	9-29-90
61	190'3	58.00 Pentti Saarikoski (FIN)	8-26-87
	174'5	53.16 Steward Thomson (CA)	10-22-94
62	182'7	55.66 Richard Rzehak (GER)	5-28-92
	172'9	52.66 Cliff Blair (MA)	10- 4-92
63	182'3	55.56 Pentti Saarikoski (FIN)	8- 4-89
	170'6	51.98 Steward Thomson (CA)	12-14-96
64	180'0	54.88 Guy Husson (FRA)	7-19-95
	174'11	53.32 Steward Thomson (CA)	10-12-97
65	169'10	51.76 Pentti Saarikoski (FIN)	7-16-91
	163'3	49.76 Steward Thomson (CA)	7-18-98
66	174'11	53.32 Karl-heinz Wendel (GER)	9- 7-96

152'2	46.38 Joe Chadbourne (OH)	8- 7-97
167'8	51.12 Richard Rzehak (GER)	8- 8-97
151'4	46.12 Joe Chadbourne (OH)	7- 5-98
151'4	46.12 Steward Thomson (CA)	8-11-00
160'6	48.93 Richard Rzehak (GER)	8- 1-98
146'0	44.50 Bob D Ward (TX)	7-28-01
154'7	47.11 Richard Rzehak (GER)	8- 8-99
147'10	45.06 Bob D Ward (TX)	8-10-02
136'10	41.72 John Fraser (AUS)	6-23-85
122'11	37.46 Ken Weinbel (WA)	6- 4-98
127'11	39.00 Roy Foley (AUS)	12- 9-87
118'7	36.06 Nolan Fowler (TN)	6-23-85
124'10	38.06 Aarne Miettinen (FIN)	6-23-85
97'10	29.82 Jerry Wojcik (OR)	8-30-82
133'0	40.54 Olav Reppen (NOR)	8-30-84
124'11	38.08 Thomas McDermott (FL)	6- 8-91
115'2	35.10 Thomas McDermott (FL)	6-20-92
98'1	29.90 Berno Wischmann (GER)	10-12-86
96'11	29.54 Nolan Fowler (TN)	4-29-89
105'7	52.18 Thomas McDermott (FL)	12-17-94
81'1 1/4	24.72 Albert Reiser (FRG)	8-21-84
93'10	28.60 Karsten Brodersen (CHL)	9- 6-86
77'9	23.70 Jim Minah (CA)	10-18-98
98'4	29.98 Thomas McDermott (FL)	7-30-98
87'4	26.63 Erling Svennevik (NOR)	11-13-99
64'10 1/2	19.77 James York (CA)	9-17-94
80'9 1/4	24.62 John Fraser (AUS)	10-12-97
72'6	22.10 Paul Narcessian (RI)	7- 9-94
75'5	23.00 Erling Svennevik (NOR)	4- 3-02
65'1 1/4	19.84 Paul Narcessian (RI)	9-10-95
58'4 3/4	17.80 Paul Narcessian (RI)	5-19-96
61'4	18.70 Leon Joslin (WA)	11-16-97
55'2	16.82 Leon Joslin (WA)	10-18-98
48'8	14.84 Paul Narcessian (RI)	10- 3-98
42'1	12.84 Paul Narcessian (RI)	6-10-01
53'7	16.34 Trent Lane (LA)	3-17-02

Pending marks		
61 193'11	59.10 Eberhard Kliesch (GER)	8-18-02
65 170'7	52.00 Antoni Kargol (POL)	8-18-02

HAMMER THROW (4Kg)

70 166'5	50.72 Pentti Saarikoski (FIN)	9- 1-96
151'6	46.18 Ladislav Filip (OR)	8-17-98
71 165'3	50.36 Richard Rzehak (GER)	7- 6-01
139'6	42.51 Ladislav Filip (OR)	7- 2-00
72 163'8	49.89 Richard Rzehak (GER)	8-24-02
145'3	44.28 Thomas McDermott (FL)	8- 5-90
73 150'11	46.00 Thomas McDermott (FL)	5-18-91
74 137'8	41.97 Pentti Saarikoski (FIN)	7-10-00
129'10	39.58 Thomas McDermott (FL)	5-23-92
75 146'8	44.70 Olav Reppen (NOR)	5-23-87
126'4	38.50 Thomas McDermott (FL)	4-24-93
76 130'3	39.70 Emil Schottle (GER)	9- 2-90
126'2	38.46 Thomas McDermott (FL)	4- 9-94
77 126'0	38.40 Emil Schottle (GER)	5-26-91
113'11	34.72 Thomas McDermott (FL)	4- 8-95
78 120'2	36.63 Jerzy Krawczyk (POL)	7-3-99
110'3	33.60 Thomas McDermott (FL)	8-21-96
79 119'5	36.40 Osmo Renvall (FIN)	7- 5-90
105'5	32.14 Thomas McDermott (FL)	6-22-97
80 113'11	34.72 John Fraser (AUS)	8-20-95
106'9	32.54 Thomas McDermott (FL)	5-30-98
81 122'10	37.18 John Fraser (AUS)	3-23-96
99'11	30.45 Robert Chase (ME)	8-10-02
82 113'3	34.52 John Fraser (AUS)	7- 6-97
90'10	27.60 David Schlotthauer (MA)	8-13-00
83 102'8	31.30 John Fraser (AUS)	9-27-98
80'6 1/4	24.54 Paul Narcessian (RI)	6-24-95
84 92'5 1/2	28.18 Berno Wischmann (FRG)	7-19-95
75'5 1/2	23.14 Ross Carter (OR)	8-17-98
85 90'3	27.51 John Fraser (AUS)	12-12-99
79'10 1/2	24.34 Leon Joslin (WA)	6- 7-97
86 85'4	26.01 John Fraser (AUS)	11-26-00
69'8	21.24 Paul Narcessian (RI)	7-18-98
87 70'6	21.50 Ross Carter (OR)	8-20-01
88 77'6	23.62 John Fraser (AUS)	11-25-02
64'2	19.56 Leon Joslin (WA)	4-29-00
89 63'5	19.33 Leon Joslin (WA)	7- 9-01
90 61'9	18.82 Claude B Sterley (RSA)	5- 3-02
56'4	17.18 Leon Joslin (WA)	6-22-02
91 55'6 1/2	16.93 Buell Crane (ID)	4-20-91
92 50'7	15.43 Trent Lane (LA)	4-13-02
93 46'2 1/4	14.08 Everett Hosack (OH)	7- 6-95
94 52'10	16.10 Buell Crane (ID)	7- 9-94
95 37'5	11.40 Everett Hosack (OH)	9-14-97
96 34'9	10.60 Everett Hosack (OH)	10-18-98
98 37'6	11.44 Everett Hosack (OH)	5-21-00
99 29'7	9.01 Everett Hosack (OH)	9-22-01

JAVELIN THROW (800g)

35 304'5	92.80 Jan Zelezny (CZK)	8- 3-01
268'1	81.72 William Florke (KS)	7-21-79
285'4	86.98 Peter Blank (GER)	5-24-98
240'6	73.30 Stephan Seymour (CA)	6-22-57
283'2	86.32 Janis Lusis (URS)	5-30-76
251'1	76.54 Stephan Seymour (CA)	8- 1-58
265'11	81.06 Urs Von Wartburg (SWI)	7-13-75
250'8	76.40 Larry Stuart (CA)	3-28-76
291'0	88.70 Peter Blank (GER)	6-30-01
243'9	74.30 Larry Stuart (CA)	3-27-77
258'1	78.66 Urs Von Wartburg (SWI)	8-10-77
250'0	76.20 Thomas Petranoff (RI)	8- 2-90
258'8	78.84 Jorma Markus (FIN)	7- 2-94
252'4	76.91 Thomas Petranoff (RI)	6-12-99
257'6	78.48 Urs Von Wartburg (SWI)	8- 2-79
241'6	73.62 Larry Stuart (CA)	5-24-80
250'4	76.30 Urs Von Wartburg (SWI)	7-12-80
230'0	70.10 Larry Stuart (CA)	6- 7-81
243'6	74.22 Urs Von Wartburg (SWI)	7-25-81
228'8	69.70 Larry Stuart (CA)	7-13-82
232'5	70.84 Urs Von Wartburg (SWI)	7-15-82
221'7	67.55 Michael Brown (FL)	5- 8-99
238'10	72.80 Larry Stuart (CA)	5-12-84
222'10	67.92 Jorma Markus (FIN)	7-13-00
207'5	63.22 Larry Stuart (CA)	7-13-85
239'7	73.02 Larry Stuart (CA)	6-14-86
221'5	67.50 Larry Stuart (CA)	5-30-87
215'8	65.76 Larry Stuart (CA)	4-30-88
213'9	65.30 Larry Stuart (CA)	8- 9-89
211'7	64.50 Larry Stuart (CA)	2-21-90
213'9	65.16 Larry Stuart (CA)	4-13-91
210'0	64.02 Larry Stuart (CA)	7-12-92
209'1	63.74 Larry Stuart (CA)	5-16-93
206'8	63.00 Larry Stuart (CA)	3-12-94
215'8	65.74 Larry Stuart (CA)	4- 8-95
206'3	62.86 Larry Stuart (CA)	6-30-96
200'8	61.16 Larry Stuart (CA)	5-10-97
167'7	51.10 Del Pickarts (CA)	2-21-88
165'7	50.48 Del Pickarts (CA)	4-17-88
164'2	50.04 Larry Stuart (CA)	2-26-00
140'10	42.92 Joseph Phillips (GBR)	5- 2-98
140'5	42.80 Del Pickarts (CA)	9-23-90
148'10	45.36 Del Pickarts (CA)	5- 5-91
135'1	41.18 Gordon Nordgren (LA)	6-23-84
147'6	44.96 Del Pickarts (CA)	7- 1-93
136'11	41.74 Del Pickarts (CA)	4-23-94
128'0	39.02 Gordon Nordgren (LA)	8- 1-87
125'6	38.26 Del Pickarts (CA)	10-13-96
112'1	34.16 Gordon Nordgren (LA)	6-10-89
129'5	39.46 Del Pickarts (CA)	7-18-98
119'6	36.42 Del Pickarts (CA)	2-12-00
119'7	36.46 Manuel White (MT)	8-11-89
119'7	36.90 Manuel White (MT)	8-25-90
117'1	35.70 Manuel White (MT)	8-10-91
116'0	35.36 Manuel White (MT)	6-19-92
88'9	27.05 William Eipel (NY)	6- 3-90
70'2 1/2	21.40 Gilberto Gonzalez (FL)	12-29-91
102'6	31.26 Manuel White (MT)	7-29-95
99'10	30.43 Manuel White (MT)	6-14-96
76'3 3/4	23.26 Manuel White (MT)	7-20-97
81'4	24.79 Herbert Anderson (CO)	7-28-84
71'7 3/4	21.84 Ian Hume (CAN)	9-28-97
51'11 3/4	15.84 Frank Furniss (FL)	9-16-90
74'5 1/2	22.69 Herbert Anderson (CO)	9- 5-87
47'9	14.55 Frank Furniss (FL)	8-12-93
54'7 1/2	16.65 Herbert Anderson (CO)	7- 4-90
42'0	12.80 Herbert Anderson (CO)	7-14-91
41'2 1/2	12.56 Herbert Anderson (CO)	7-28-91
48'0	14.63 Trent Lane (LA)	3-17-02

JAVELIN THROW (700g)

50 185'11	56.66 Greg Geraci (NJ)	7-27-01
51 220'11	67.34 Joe Greenberg (CA)	5-12-01
145'9	44.43 K. D Richardson (PA)	7-27-01
173'4	52.83 Ed Morland (KS)	4-29-00
189'11	57.88 Richard Sander (LA)	8-13-00
179'4	54.66 Delmon McNabb (LA)	7-27-01
158'2	48.21 Jay Groen (UT)	8-13-00
90'7	27.61 Hugh Horine (NJ)	7-27-01
116'3	35.43 Mark Chapman (TX)	7-27-01
177'8	54.16 Gary Reddaway (OK)	4-22-00

JAVELIN THROW (600g)

60 213'10	65.18 Larry Stuart (CA)	5- 8-98
61 212'2	64.68 Larry Stuart (CA)	6-19-99

62 190'0	57.91 W. Kowalczyk (GER)	8- 4-99
176'11	53.94 Del Pickarts (CA)	7-23-89
184'6	56.24 Vladimir Poskocil (CZE)	7-15-95
177'3	54.02 Bud Held (CA)	7-21-91
188'9	57.54 Bud Held (CA)	5-30-92
180'6	55.02 Bud Held (CA)	5-15-93
168'5	51.34 Del Pickarts (CA)	8-14-93
163'7	49.86 Del Pickarts (CA)	5-29-94
171'2	52.18 Harje Noreborn (SWE)	7-15-95
161'9	49.30 Del Pickarts (CA)	7-15-95
177'11	54.24 Harje Noreborn (SWE)	8-11-96
153'6	46.78 Bill Morales (CA)	2-22-86
161'5	49.20 Harje Noreborn (SWE)	5-13-97
160'10	49.02 Bud Held (CA)	10-18-98
160'5	48.90 Harje Noreborn (SWE)	9-17-98
152'11	46.62 Del Pickarts (CA)	5-23-98
158'7	48.34 Harje Noreborn (SWE)	8- 4-99
136'8	46.18 Bill Morales (CA)	7-30-89
126'3	43.68 Gerhard Schepe (GFR)	6-22-85
126'3	43.48 Manuel White (MT)	7-15-89
139'1	42.40 Bill Morales (CA)	5-25-91
135'3	41.24 Manuel White (MT)	8-17-91
126'4	38.52 Gerhard Schepe (GFR)	12- 5-87
126'4	38.50 Bill Morales (CA)	9-18-93
120'10	36.84 Manuel White (MT)	9-31-93
115'10	35.30 Manuel White (MT)	7-30-94
114'3	34.84 Gerhard Schepe (FRG)	7-21-91
112'2	34.20 Manuel White (MT)	7-29-95
111'0	33.84 Manuel White (MT)	6-14-96
115'7	35.24 Gerhard Schepe (GER)	9- 4-92
89'6 3/4	27.30 Ken Carnine (CA)	7- 8-89
119'9	36.50 Gerhard Schepe (GER)	10-16-93
90'1 1/2	27.47 Lee Todd (NB)	8- 5-97
106'10	32.56 Gerhard Schepe (FRG)	7-21-95
83'3 1/4	25.38 Ken Carnine (CA)	6-22-91
99'0	30.18 Gerhard Schepe (GER)	7-22-96
77'1 1/2	23.20 Ken Carnine (CA)	8-16-92
89'8 1/2	27.34 Gerhard Schepe (GER)	7-23-97
77'10 1/4	24.37 Ken Carnine (CA)	5-30-93
75'4	23.73 Ken Carnine (CA)	5-29-94
64'11	22.97 Gerhard Schepe (GER)	9-17-98
69'9	19.53 Herbert Anderson (CO)	9- 2-89
62'1 1/2	21.26 Masami Okazaki (JPN)	10- 9-93
52'5 1/4	18.93 Herbert Anderson (CO)	8- 4-90
57'2	15.98 Buell Crane (ID)	8- 1-89
52'7	17.42 Buell Crane (ID)	7-28-90
47'2	16.02 Trent Lane (LA)	3-17-02
40'11 1/4	14.37 Collister Wheeler (OR)	7-27-85
39'0	12.48 Buell Crane (ID)	8-12-93
39'0	11.89 Buell Crane (ID)	8-14-94
33'10 1/4	14.27 Collister Wheeler (OR)	7-23-88
25'7 1/4	11.89 Collister Wheeler (OR)	7- 1-89
25'3	7.80 Tom Lane (CA)	5-23-92
20'11 1/2	7.69 Everett Hosack (OH)	8-16-92
18'11	6.69 John Whittemore (CA)	9-22-01
	5.76 John Whittemore (CA)	9-23-01

JAVELIN THROW (500g)

70 133'0	40.54 Larry Horine (NC)	7-27-01
107'10	32.86 William Garrahan (RI)	7-27-01
103'2	31.46 William Daprano (GA)	5-12-00
98'3	29.94 William Daprano (GA)	7-27-01
138'1	42.08 Veikko Javanainen (FIN)	7- 6-01
92'3	21.13 Jacob Stein (KY)	7-27-01
120'9	28.11 C. Pistornino (VA)	7-27-01
82'10	36.82 Erik Eriksson (FIN)	8-22-02
	25.24 Homer Socolofsky (KS)	7-27-01

JAVELIN THROW (400g)

82 71'7	21.82 Leo Chapman (KS)	7-27-01
83'11	25.59 Donald Pellmann (AR)	7-17-01
104'1	31.72 Klaus Langer (GER)	8-22-02
93'9	12.13 Robert Boucke (CA)	7-27-01
53'6	16.32 Gerhard Schepe (GER)	8-22-02
47'7	14.50 Ted Hatlen (CA)	10- 5-02
44'10	13.67 Robert Sattler (GER)	8-22-02

56# WEIGHT THROW

35 46'5	14.15 George Frenn (WA)	6-26-77
46'10 1/2	13.42 Bob Backus (MA)	8- 4-62
39'8	12.09 Matt McGrath (US)	9-26-14
45'1 1/2	13.75 Bob Backus (MA)	6-31-65
45'6	13.87 Bob Backus (MA)	7-14-65
46'11	14.30 George Frenn (CA)	6-26-82
44'0 1/4	13.42 Albert Hall (US)	6-28-76
39'1	11.91 Albert Hall (US)	6-26-77

43 41'11 1/2	12.79 Ken Jansson (KS)	4-18-01
44 37'11 1/2	11.57 Matt McGrath (US)	9-24-21
45 38'6	11.73 Matt McGrath (US)	9-23-22
46 38'0	11.58 Matt McGrath (US)	9- 1-23
47 38'1	11.61 Matt McGrath (US)	8- 2-24
48 37'11	11.56 Matt McGrath (US)	8-29-25
49 42'8 1/2	13.02 Bob Backus (MA)	6-28-76
50 44'0	13.41 Bob Backus (MA)	6-26-77
51 42'0 1/4	12.81 Bob Backus (MA)	6-24-78
52 43'3	13.18 Bob Backus (MA)	7-29-78
53 38'11 1/4	11.87 Bob Backus (MA)	6-28-80
54 38'6	11.73 Bob Backus (MA)	6-27-81
55 40'2	12.24 Bob Backus (MA)	6-26-82
56 34'0 1/2	10.37 Bob Backus (MA)	5- 7-83
57 34'5 3/4	10.51 Bob Backus (MA)	5- 5-84
58 30'8 3/4	9.36 Steward Thomson (CA)	2-22-92
59 32'4 1/4	9.86 Tom Gage (MT)	7-13-02
60 28'9 1/2	8.77 Steward Thomson (CA)	1-22-94
61 30'3 3/4	9.24 Steward Thomson (CA)	11-19-94
62 28'9 3/4	9.78 Steward Thomson (CA)	6-10-95
63 30'8	8.35 Steward Thomson (CA)	4-12-97
64 29'10	9.	

34'9	10.59 Nolan Fowler(TN)	5- 8-82
69 37'6 3/4	11.45 Nolan Fowler(TN)	12-28-82
70 34'6 1/2	10.53 Nolan Fowler(TN)	10-20-84
71 35'1 1/4	10.70 Nolan Fowler(TN)	2-24-85
72 32'9	9.98 Nolan Fowler(TN)	2-23-86
73 31'10 1/2	9.71 Nolan Fowler(TN)	2-22-87
74 33'2 1/2	10.12 Olav Reppen(NOR)	9-26-85
75 26'4 1/4	8.03 William Walmoth(MI)	3-29-98
76 29'11 3/4	9.14 Erling Svennevik(NOR)	12-17-94
77 26'0 1/4	7.93 John Fraser(TN)	9-10-89
78 23'10 1/4	7.27 Nolan Fowler(TN)	9-21-91
79 26'2 1/4	7.98 Thomas McDermott(FL)	4- 6-96
79 24'1 3/4	7.36 Thomas McDermott(FL)	3-23-97
80 24'1	7.34 Manuel White(MT)	8-31-96
81 22'9 3/4	6.95 Erling Svennevik(NOR)	12- 4-99
82 20'4 1/2	6.21 Leon Joslin(WA)	3-28-93
83 19'7 3/4	5.99 Leon Joslin(WA)	7-24-94
83 18'4 1/4 i	5.59 David Schlothauer(MA)	3-25-01
84 19'2 1/2	5.85 John Fraser(AUS)	7-25-99
85 15'4 3/4	4.69 Leon Joslin(WA)	8- 4-96
85 22'4 1/2	6.82 John Fraser(AUS)	8-13-00
86 16'3 1/4	4.96 Leon Joslin(WA)	2-15-98
86 18'7 1/4	5.67 John Fraser(AUS)	11-26-00
87 15'11 1/2	4.86 Leon Joslin(WA)	7-24-98
87 18'11 3/4	5.78 John Fraser(AUS)	11-25-01
88 14'5	5.15 Leon Joslin(WA)	4-24-99
89 12'7 3/4	4.39 Leon Joslin(WA)	4-29-00
89 13'6 1/4	3.85 Leon Joslin(WA)	4-18-01
90 12'15 3/4	4.12 Leon Joslin(WA)	9- 7-02
91 11'7 3/4	3.55 Trent Lane(LA)	3-17-02
92 12'5 3/4	3.80 Trent Lane(LA)	4-13-02
93 12'7 1/2	3.85 Everett Hosack(OH)	9-10-95
94 10'2 1/2	3.11 Everett Hosack(OH)	9- 8-96
95 10'3 1/4 i	3.13 Everett Hosack(OH)	3-23-97
96 8'8 3/4 i	2.66 Everett Hosack(OH)	3-29-98
97 9'1 1/2	2.78 Everett Hosack(OH)	9- 5-99
98 7'6 1/2 i	2.30 Everett Hosack(OH)	3-26-00

25# WEIGHT THROW

50 57'0 1/4	17.38 Jorge Grave(POR)	8- 8-99
46'11	14.30 Rex Harvey(TA)	9-14-96
51 70'9 1/4	21.57 Arild Busterud(NOR)	8- 8-99
52 71'2 3/4	21.71 Tom Gage(MT)	8-26-95
53 69'11	21.31 Tom Gage(MT)	9-14-96
55 47'10 1/2	14.59 William Gentleman(GER)	8-22-95
56 63'7	19.38 Tom Gage(MT)	6-12-99
57 62'0 1/4	18.90 Tom Gage(MT)	4-18-01
58 67'1 1/4	20.45 Tom Gage(MT)	6-23-01
59 67'1 1/4	20.45 Tom Gage(MT)	7-13-02
60 59'5 1/2	18.12 Carl Wallin(NH)	10- 6-01
61 61'7	18.77 Cliff Blair(MA)	10- 5-91
62 61'5	18.72 Cliff Blair(MA)	10- 4-92
63 57'5 1/2	17.51 Steward Thomson(CA)	4-12-97
64 57'7 3/4	17.57 Steward Thomson(CA)	8-16-97
65 55'0	16.76 Steward Thomson(CA)	8-16-97
66 56'5 3/4	17.21 Steward Thomson(CA)	1-15-00
67 49'7 3/4	15.13 Wm Van Weenen(AUS)	5- 2-99
68 48'9	14.86 Bob D Ward(TX)	3-23-01
68 48'2	14.68 Wm Van Weenen(AUS)	5-21-00
68 44'5 1/2	13.55 Nolan Fowler(TN)	6-27-82
69 46'11	14.30 Max Carr(NZL)	3-13-92
44'11 1/2	13.70 Nolan Fowler(TN)	8-13-83
70 44'5	13.54 Nolan Fowler(TN)	2-26-84
71 46'0	14.02 Nolan Fowler(TN)	2-24-85
72 41'7 1/2	12.69 Thomas McDermott(FL)	12-22-90
73 41'1	12.52 Nolan Fowler(TN)	2-22-87
74 37'1	11.30 Thomas McDermott(FL)	12-19-92
75 38'9 1/2	11.82 Nolan Fowler(TN)	6-17-89
76 37'9 1/2	11.52 Erling Svennevik(NOR)	12-17-94
36'3	11.05 Nolan Fowler(TN)	5- 5-90
77 37'0 1/2	11.29 Manuel White(MT)	8-28-93
78 37'3 3/4 i	11.37 Manuel White(MT)	2-25-95
79 33'9 1/2	10.30 Erling Svennevik(NOR)	11-22-97
33'3 1/4	10.14 Manuel White(MT)	7-19-95
80 30'4 3/4	9.26 Erling Svennevik(NOR)	11-22-98
29'2 1/2	8.90 Manuel White(MT)	8-31-96
81 30'1 1/2	9.18 Erling Svennevik(NOR)	11-14-99

27'11 3/4	8.53 Leon Joslin(WA)	9-25-93
82 25'11 3/4	7.92 Leon Joslin(WA)	6-26-94
83 26'7	8.10 Erling Svennevik(NOR)	4- 3-02
25'10 1/4 i	7.88 David Schlothauer(MA)	3-23-01
84 26'0 1/4	7.93 John Fraser(AUS)	7-25-99
24'0 1/4	7.32 Leon Joslin(WA)	8- 2-96
85 25'11	7.90 John Fraser(AUS)	11-29-99
24'3 3/4	7.41 Leon Joslin(WA)	6- 6-97
86 23'11 1/2	7.30 John Fraser(AUS)	5-27-01
21'7 1/4	6.58 Leon Joslin(WA)	6-27-98
87 24'8 1/2	7.53 John Fraser(AUS)	11-25-01
22'4 1/2	6.82 Leon Joslin(WA)	7-17-99
88 19'2 3/4	5.86 Leon Joslin(WA)	7- 1-00
90 16'11 1/4	4.98 Everett Hosack(OH)	1-11-92
91 15'4 1/4	5.16 Leon Joslin(WA)	9- 7-02
92 16'1 3/4	4.68 Everett Hosack(OH)	7-24-93
93 15'0 3/4 i	4.92 Trent Lane(LA)	4-13-02
94 15'4 i	4.59 Everett Hosack(OH)	3-19-95
95 12'0 1/2 i	4.67 Everett Hosack(OH)	3-30-97
96 12'8 3/4	3.67 Everett Hosack(OH)	3-23-96
97 11'11 1/2	3.88 Everett Hosack(OH)	8-16-98
98 10'0 1/2	3.64 Everett Hosack(OH)	9- 5-99
	3.06 Everett Hosack(OH)	7-24-00
60 65'9	20.04 Carl Wallin(NH)	7-24-02
61 57'5	17.50 Bob Humphreys(CA)	10-11-97
62 60'6 1/2	18.45 Richard Hotchkiss(CA)	6-23-01
63 52'4 1/2	15.96 Len Olson(VT)	7-22-95
64 57'7 3/4	17.57 Steward Thomson(CA)	8-16-97
65 58'1	17.70 Richard Rzehak(GER)	7-22-95
66 47'0 1/4	14.33 Bob Lawson(US)	6-23-01
67 54'4 1/2	16.57 Bob D Ward(TX)	9-16-00
68 54'2	16.51 Bob D Ward(TX)	8-25-01
69 54'8 3/4	16.68 Bob D Ward(TX)	11-09-02
83 29'6 3/4	9.01 Erling Svennevik(NOR)	4- 3-02

Pending marks
62 p65'10 1/2 20.08 Eberhard Kliesch(GER) 8-24-02

16# WEIGHT THROW

70 60'4 1/2	18.40 Austin Baggett(FL)	5-19-02
71 48'9 1/2	14.87 Einar Roberg(NOR)	8- 8-99
47'5 1/4	14.46 Jerry Wojcik(OR)	10-20-01
72 58'8 1/2	17.89 Richard Rzehak(GER)	8-24-02
73 51'4 1/2	15.66 Helmut Duholm(DEN)	8- 8-99
47'10 1/2	14.59 Bill Bangert(CA)	10-11-97
74 44'4 3/4	13.53 Phillip Brusca(MO)	6-24-01
75 45'0 1/4	13.72 Ilmari Liitia(FIN)	7-22-95
41'10 3/4	12.77 Phillip Brusca(MO)	11-09-02
76 45'1 3/4	13.76 Erling Svennevik(NOR)	7-22-95
42'9	13.03 Vince Sempronio(OR)	7-21-02
48'10	14.88 Arthur Dreher(GER)	8- 8-99
37'6	11.43 Bill Bangert(CA)	6-24-01
78 36'9 3/4	11.22 Roy Foley(AUS)	7-25-98
79 38'4 1/4	11.69 Thomas McDermott(FL)	10-11-97
91 23'10	7.26 Trent Lane(LA)	3-17-02

12# WEIGHT THROW

80 55'4 1/4	16.87 Arthur Dreher(GER)	8-19-02
42'10 1/4	13.06 Manuel White(MT)	9-14-96
81 46'11 3/4	14.32 Emil Schottle(GER)	7-22-95
37'4	11.38 Leo Chapman(KS)	9-16-00
82 37'5 3/4	11.42 Ross Carter(OR)	8-24-96
83 44'8 3/4	13.63 Erling Svennevik(NOR)	8-19-02
84 36'6 1/4	11.13 Roy Foley(AUS)	4-13-01
33'9 1/2	10.30 Leon Joslin(WA)	8-24-96
85 28'11 1/4	8.82 Paavo Patinen(FIN)	4-22-95
86 37'11 1/4	11.56 John Fraser(AUS)	7-13-01
87 34'0 3/4	10.38 Ross Carter(OR)	8-20-01
88 24'6 1/2	7.48 Gilberto Gonzalez(PUR)	8-25-01
89 28'4 1/2	8.65 Leon Joslin(WA)	4-18-01
92 31'4	9.55 Trent Lane(LA)	11-09-02
93 26'0 3/4	7.94 Everett Hosack(OH)	9-10-95
99 18'8 1/2	5.70 Everett Hosack(OH)	9-22-01

SCORING EXAMPLE: In setting his age 50 World Best in 1988, Gary Miller threw the 1.6 kilogram discus instead of the 1.5 kilogram discus that WMA specifies for his age group. His throw of 40.78 meters with the slightly heavier discus must first be corrected by using the factor 1.030 from the tables above (in the 'Actual Weight Used' column find the 1.6K that he threw and move across horizontally to 1.5K which is the weight that he should have thrown had it been available). This gives an equivalent performance of 40.78 times 1.030 or 42.00 meters. Always remember to round down distances of throws and jumps to the next lower centimeter and round up track times to the next higher hundredth (in other words, never give a rounding advantage to the performance or score). Thus 42.00 meters is then corrected by multiplying this by the M50 age factor of 1.0787 to obtain an age factored performance of 45.30 meters. This is then looked up in the 1985 IAAF scoring tables and found to be worth 773 points (if the exact performance is not in the table sure to give the lower score not the closest score).

REMINDER: New records must be set with current certified WMA standard implements and distances. In addition, all USATF and WMA requirements must be met such as both track and field certified and wind meter readings where required. They must be submitted on the proper forms to the USATF and WMA Masters Records Chairman: Pete Mundie (address on page 2).

If you believe there are errors in the age graded decathlon list such as incorrect implement weights, hurdle heights or distances or event marks, contact Rex Harvey (address on page 3). If you are aware of a performance that exceeds or comes close to (within 200 points) of those listed, please send the official meet results and any substantiation available relative to the implements used and distances run to Rex.

NON-STANDARD IMPLEMENT AND DISTANCE CORRECTIONS

SHOTPUT:

ACTUAL WEIGHT USED		WMA WEIGHT REQUIRED			
	8#	4K	5K	6K	16#
		.960	.883	.803	.715
(take actual	4K	1.000	920	837	745
distance thrown	5K	1.087	1.000	910	810
times this	12#	1.134	1.043	949	845
factor)	6K	1.195	1.099	1.000	890
	16#	1.342	1.235	1.124	1.000

DISCUS:

ACTUAL WEIGHT USED		WMA WEIGHT REQUIRED			
	1.0K	1.0K	1.5K	2.0K	
(take actual	1.5K	1.178	1.000	860	
distance thrown	1.6K	1.218	1.030	890	
times this	2.0K	1.370	1.163	1.000	
factor)					

HURDLES:

ACTUAL DISTANCE/HEIGHT USED		WMA DISTANCE /HEIGHT REQUIRED				
		80M/30"	80M/30"	100M/36"	110M/39"	110M/42"
		1.000	1.000	1.304		
		975	975	1.272		
		950	950	1.240		
		925	925	1.208		
		900	900	1.177		
		906	906	1.025		
		883	883	1.000		
		861	861	1.000	1.025	1.159
		838	838	975	1.104	1.132
		815	815	950	1.076	1.104
		792	792	925		
		772	772	900		
		752	752	875		
		732	732	850		
		712	712	825		
		694	694	806	929	
		676	676	783	906	1.025
		659	659	761	883	1.000
		641	641	738	861	975

AGE GRADED DECATHLON

(using 1994 WMA standards and age factors based on 1985 IAAF scoring tables)

		100m	1j	sp	hj	400m	hh	dt	pv	jt	1500m		
30	8852	1AUG96 Dan O'Brien(USA)	10.50	7.57	15.66	2.07	46.82	13.87	48.78	5.00	66.90	4:45.89	
31	8481	12AUG94 Alain Blondel(FIN)	11.12	7.50	13.78	1.99	48.91	14.18	45.08	5.40	60.64	4:20.48	
	8249	11JUN97 Kip Janvrin(USA)	10.98	7.18	14.60	1.86	48.16	14.64	47.10	5.00	58.68	4:18.14	
32	8783	19JUL98 Dan O'Brien(USA)	10.71	7.78	15.67	2.11	48.04	13.67	48.87	5.20	66.31	5: 8.77	
33	8545	25MAY86 Guido Kratschmer(FRG)	10.82	7.76	16.62	1.93	48.75	14.09	48.42	4.60	63.82	4:32.36	
	8215	21JUN96 Dave Johnson(USA)	11.15	6.95	14.66	1.90	49.81	14.54	49.22	4.90	71.70	4:37.05	
34	8031	27APR84 Fred Dixon(CA)	10.88	7.27	14.52	1.95	48.43	14.8	45.48	4.70	57.26	4:37.8	
35	8820	21JUN01 Kip Janvrin(USA)	10.98	7.01	14.21	1.89	48.41	14.72	45.59	5.20	60.41	4:14.96	
36	7615	21SEP80 Lennart Hedmark(SWE)	11.4	6.51	14.53	1.80	52.5	14.9	45.74	4.00	73.74	5:29.7	
	6948	20JUN83 Rex Harvey(IA)	11.3	6.32	12.85	1.78	53.9	16.5	39.69	4.42	50.97	5:13.6	
7100*	11JUL87 Mike Hill(CO)	11.5	6.65	11.57	1.85	52.9	15.3	110/39	36.26	3.90	53.09	4:42.5	
37	7715	13SEP81 Lennart Hedmark(SWE)	11.85	6.76	14.50	1.81	52.16	15.02	42.44	4.20	72.20	5:17.08	
	5791	16MAR84 Dave Robinson(CA)	12.1	5.51	11.24	1.60	55.2	17.8	30.59	3.55	44.75	4:42.1	
	6338*	16JUL94 Bill Lawson(IA)	12.31	5.99	12.72	1.81	56.03	18.95	110/39	37.48	4.11	44.44	4:41.02
	5880*	28JUN80 Dennis Stempel(CA)	11.8	5.97	11.24	1.70	56.3	16.5	110/39	32.18	4.16	50.48	6:29.5
38	7802	9AUG82 Lennart Hedmark(SWE)	11.58	6.62	14.38	1.80	52.62	15.33	42.76	4.25	76.94	5: 9.85	
	6832	7JUL84 Rex Harvey(IA)	11.6	6.17	12.58	1.80	54.2	16.7	40.76	4.40	49.31	5: 9.0	
39	7624	28AUG83 Lennart Hedmark(SWE)	12.04	6.64	14.06	1.84	53.22	15.16	42.88	4.30	72.72	5:20.78	
	6231	17MAY74 Robert Lawson(USA)	11.8	6.45	12.68	1.67	55.1	16.5	38.53	2.89	51.14	5:16.4	
	7041*	15JUL89 Mike Hill(CO)	11.6	6									

AGE GRADED HEPTATHLON

(using 1994 WMA standards and age factors based on 1985 IAAF scoring tables)

age	score	date	name(residence)	hurdle	hj	sp	200	lj	jt	800m					
46	7266	2FEB80	Roy Williams (NZL)	11.7	6.46	11.85	1.72	55.1	16.5	110/42	43.66	3.50	45.34	5:44.5	
46	7266	7JUL84	Dale Lance(OK)	11.8	6.00	9.05	1.65	56.3	15.9		30.14	3.80	40.00	5:15.0	
47	7467	7FEB81	Roy Williams (NZL)	12.06	6.28	12.08	1.69	53.90	16.82	110/42	43.44	3.40	45.62	5:29.7	
47	7467	17MAR85	Gary Miller(CA)	11.6	6.04	11.20	1.60	53.3	16.6		31.78	2.95	47.64	4:56.1	
48	7264	31MAY86	Gary Miller(CA)	11.9	6.05	10.22	1.65	54.4	18.0		34.56	3.10	48.64	5: 7.7	
49	7463	24JAN87	Gary Miller(CA)	12.0	5.94	10.62	1.60	54.1	17.0		32.46	3.45	49.00	4:54.3	
50	8035	29JUL99	Regis Ghesquiere(BEL)	12.75	5.63	13.20	1.71	59.85	15.58		43.69	3.20	47.65	5:17.47	
7368	27JUL89	Thomas Blodgett (NY)	12.59	5.16	10.43	1.49	60.20	14.66		36.48	3.60	47.52	5:55.15		
8707*	27MAY88	Gary Miller(CA)	12.0	5.96	12.87	1.65	53.6	15.9	110/36	40.78	1.6	3.70	47.14	5: 0.4	
7651*	3JUL83	Harvey Schellenberg(CA)	12.4	5.73	12.45	1.2	58.6	16.9	110/33	34.72		3.20	43.22	5:23.6	
51	8113	27JUL89	Gary Miller(CA)	12.18	5.98	11.30	1.57	56.45	15.30		40.30	3.70	45.78	5:34.69	
52	7546	15JUL90	Gary Miller(CA)	12.2	5.63	12.15	1.55	57.9	16.4		36.44	3.30	48.12	5:40.8	
53	7583	26JAN91	Gary Miller(CA)	12.72	5.63	12.81	1.55	57.54	16.37		35.46	3.70	41.74	5:41.90	
8399*	16MAR91	Gary Miller(CA)	12.3	6.03	13.08	1.60	56.1	15.6	110/36	36.36	1.6	4.00	44.46	5:29.4	
54	7543	18JUL91	Werner Schallrau (FRG)	12.71	5.74	13.62	1.61	59.67	16.86		42.20	3.20	48.80	6:02.24	
7426	21MAR92	Gary Miller(CA)	12.72	5.52	12.53	1.50	57.32	17.46		37.18	3.80	41.32	5:44.07		
55	9131	3JUN99	Ralf Geese(GER)	12.41	5.66	11.59	1.61	56.21	15.10		40.80	3.62	44.14	5: 7.79	
7730	10JUL93	Dale Lance(OK)	12.7	5.35	9.86	1.56	63.3	15.2		34.26	3.40	44.04	6:29.2		
8450*	11JUL76	Boo Morcom(NH)	12.6	5.95	10.95	1.51	58.6	17.9	110/33	32.97	1.6	4.03	36.52	5: 1.9	
7974*	9JUL88	Phil Mulkey(GA)	13.3	5.54	13.27	1.52	62.8	15.5		41.78	3.50	40.18	6:30.6		
56	7920	17JUN89	Phil Mulkey(GA)	13.30	5.41	12.26	1.55	63.50	15.99		37.49	3.80	38.68	6:31.5	
57	1719	13JUL95	Dale Lance(OK)	13.10	5.39	10.06	1.62	61.43	15.17		35.00	3.90	43.96	6:21.84	
58	7374	26OCT96	Dale Lance(OK)	12.4	5.58	9.78	1.54	64.6	15.9		38.30	3.04	37.38	7: 0.3	
59	7505	25JUL98	Emil Pawlik(MS)	13.0	5.24	9.77	1.65	63.9	15.7		33.98	3.10	43.20	6:19.7	
60	8610	7OCT93	Phil Mulkey(GA)	13.16	5.28	13.75	1.53	65.40	15.27		46.56	3.40	41.14	6:49.78	
61	7882	16JUL94	Phil Mulkey(GA)	13.34	4.93	13.76	1.55	66.53	16.51		45.74	3.05	38.08	7:34.24	
6057*	29AUG82	Boo Morcom(NH)	13.6	5.32	12.01	1.5	62.5	18.0	110/30	38.00		3.58	32.11	5:49.8	
62	8025	13JUL95	Phil Mulkey(GA)	13.68	5.43	13.49	1.55	69.04	15.87		42.42	4.00	34.52	7:17.78	
63	7180	29JUL99	Tor Trondset (JPN)	13.49	4.71	10.49	1.32	62.44	17.97		36.13	2.70	34.73	5:49.58	
6795	17JUN89	Denver Smith(OH)	14.04	4.80	10.93	1.40	72.00	16.82		37.15	2.80	32.88	6:51.4		
7792*	22SEP84	Boo Morcom(NH)	13.7	5.10	11.89	1.42	64.3	17.9	110/30	36.62		3.74	29.80	5:47.6	
7384*	17MAY74	Bud Deacon(OR)	13.6	4.78	10.35	1.37	62.3	17.9	110/30	32.24		3.06	30.60	5:17.2	
64	6695	29JUL99	Lars Wennblom(SWE)	13.85	5.10	9.63	1.47	67.66	19.89		27.77	3.10	30.83	6:36.30	
7144	16JUL94	Earl Ventura(KS)	13.04	4.60	10.96	1.32	69.36	18.57		39.28	1.95	37.84	0: 0.0		
65	7668	27JUL89	Pekka Penttila (FIN)	14.0	5.12	12.02	1.41	67.7	18.4	110/30	41.10	1.6	3.50	31.98	5:22.5
6994	16JUL94	Gordon Siefert(AL)	13.91	4.49	10.48	1.33	64.50	19.54		29.46	2.70	36.26	5:45.83		
8186*	AUG86	Boo Morcom(NH)	14.1	5.04	11.94	1.43	67.0	18.4		38.32	3.35	30.10	5:48.71		
66	7215	20SEP97	Harold Skartvedt(WA)	14.09	4.84	11.47	1.44	79.18	19.39		38.98	2.60	37.16	8:11.98	
8226*	11JUL87	Boo Morcom(NH)	14.2	5.17	11.28	1.47	65.4	18.5	100/30	32.72		3.50	29.80	6:26.7	
7490*	20JUN81	Ian Hume(CAN)	14.9	4.87	10.97	1.45	72.6	20.4	110/33	35.86		2.80	39.48	7: 4.8	
67	7394	11SEP93	Denver Smith(OH)	14.53	4.62	9.22	1.39	69.5	17.83		39.02	2.70	31.90	6:50.73	
68	7169	16JUL94	Denver Smith(OH)	14.47	4.49	9.58	1.32	69.88	17.80		37.82	2.70	30.04	7: 1.93	
69	6937	20SEP97	Gordon Siefert(AL)	14.25	4.29	9.57	1.48	66.22	21.07		27.62	2.40	26.10	6: 0.29	
7051*	31JUL82	Gilberto Gonzalez(PUR)	13.32	4.61	10.52	1.27	67.8	19.07	110/30	32.83		2.52	27.85	7:30.6	
8451	18JUL91	Gudmund Skrivervik(NOR)	14.79	4.62	12.55	1.41	68.82	15.47		36.20	2.40	32.22	6: 9.43		
7698	23JUN91	Boo Morcom(NH)	15.26	4.46	10.02	1.37	72.01	14.99		30.20	2.95	26.34	6:57.72		
7734*	22SEP91	Boo Morcom(NH)	15.14	4.55	10.19	1.35	74.11	15.17		29.74	2.90	28.50	7: 4.0		
71	6924	20SEP97	Denver Smith(OH)	15.10	3.80	10.89	1.24	74.47	14.59		31.58	2.40	26.90	7:44.43	
7760*	7JUL84	Gilberto Gonzalez(PUR)	14.2	4.49	11.43	1.32	68.6	19.7	110/30	31.32		2.30	32.20	7:41.0	
72	6978	25JUL98	Denver Smith(OH)	15.1	3.99	10.42	1.29	77.8	14.4		34.73	1.52	29.73	8:26.7	
63	6447	15JUL90	Dan Bulkley(OR)	14.9	3.80	8.25	1.18	69.5	15.8		23.70	1.95	20.48	5:48.1	
7564*	26JUL86	Gilberto Gonzalez(PUR)	13.7	4.46	10.35	1.25	68.1	20.5	110/30	32.82		2.30	29.62	7:49.5	
74	6143	17JUL97	Albert Pajunen(FIN)	15.23	3.81	8.49	1.32	74.02	14.72		25.02	1.40	26.02	7:48.92	
4798	16JUL94	Armando Ricciardi(NV)	17.08	3.59	8.70	1.22	103.01	17.33		27.40	1.98	25.10	9:30.61		
5752*	BARR77	Herbert Anderson(CO)	14.6	3.83	9.67	1.27	72.8	25.3	110/30	27.43		2.00	22.42	7: 4.0	
75	7825	29JUL99	Pekka Penttila (FIN)	15.09	4.07	9.81	1.18	74.70	15.78		26.57	2.50	25.79	7: 0.9	
6712	4JUN00	Fred Hirsimaki(OR)	15.9	3.99	9.62	1.20	88.8	17.11		28.17	2.00	31.72	8:50.20		
76	6914	10JUL93	Dan Bulkley(OR)	15.2	3.31	7.72	1.17	73.0	16.1		23.24	2.20	19.52	6:24.2	
77	6626	16JUL94	Dan Bulkley(OR)	15.01	3.35	8.05	0.91	72.45	16.06		21.72	1.98	19.06	6:10.58	
78	6782	29JUL99	Pierre Darrot (FRA)	15.41	3.88	9.98	1.09	79.31	18.00		28.39	1.80	27.05	7:42.8	
6353	17JUN95	Daniel Bulkley(OR)	15.79	3.28	8.15	1.20	80.66	17.30		22.74	1.87	20.32	6:45.99		
79	5644	18JUL91	Vittorio Colo(ITA)	15.05	3.51	7.60	1.11	88.65	18.11		21.68	1.70	21.62	8:26.05	
5303	22JUN91	Claude Hills(PA)	16.67	3.38	6.70	1.10	91.08	18.36		25.12	1.95	21.20	8:50.58		
5440*	26JUN82	Herbert Anderson(CO)	16.7	3.20	8.22	1.13	87.7	27.5	110/30	24.48		1.55	25.67	7:46.4	
80	7410	4JUL01	Pierre Darrot (FRA)	16.09	3.58	9.29	1.10	83.07	18.37		29.16	1.55	28.99	8: 7.4	
1515	16JUL94	Harold Massie(NB)	26.42	1.45	5.37	0.00	129.87	42.14		15.40	0.84	12.34	9:51.90		
6533*	29AUG82	Herbert Anderson(CO)	15.9	3.10	7.94	1.20	77.7	21.0		22.19	0.00	29.71	7:41.8		
2881*	28JUN80	Buell Crane(ID)	3.12	9.05	1.17				100/30	0.00		0.00	21.03	0: 0.0	
2640*	10DEC79	John Whittemore(CA)	0.00	8.75	8.10				110/30	25.70		0.00	18.87	0: 0.0	
81	5879	25JUL98	Daniel Bulkley(OR)	18.6	2.93	9.09	1.11	87.5	18.8		20.03	1.72	16.54	7:42.4	
82	6470	3JUN99	Daniel Bulkley(OR)	17.34	2.91	7.57	1.12	82.9	17.63		21.65	1.55	17.00	7:11.09	
83	5423	7OCT93	Abti Pajunen(FIN)	15.23	3.25	5.82	0.90	94.22	20.09		15.60	2.10	18.08	8:19.35	
4956	25JUL98	Lee Todd(NB)	17.8	2.87	9.06	0.99	99.9	21.2		24.34	1.72	25.69	8: 1.0		
54	5499	14JUL95	Rizo Kimura(JPN)	18.00	3.22	7.42	1.17	103.88	19.56		21.46	1.70	16.08	8:58.63	
3607	27JUL86	Arling Pitcher(IN)	18.0	2.42	6.72	1.00	99.7			16.22	1.60	16.22	13:42.8		
85	5993	17JUL97	Vittorio Colo(ITA)	17.37	3.19	6.73	0.91	99.58	20.13		16.90	1.00	16.98	9:23.24	
5565	20SEP97	Bob Roal(NC)	19.05	2.60	5.24	1.04	101.26	20.74	</						

AGE GRADED MEN'S PENTATHLON

(using 1994 WMA standards and age factors based on 1985 IAAF scoring tables)

			lj	jt	200m	dt	1500m	
35	4008	17APR83	Silviu Hodos(FRA)	6.59	63.18	23.6	46.54	4:25.5
36	3621	30AUG86	Mike Hill(CO)	6.58	53.54	23.5	38.78	4:37.5
36	3775	60CT74	Werner Schallau(GER)	6.74	59.42	23.4	45.02	4:56.6
37	3581	20JUN87	Mike Hill(CO)	6.37	55.40	24.23	38.14	4:31.1
37	3581	12OCT75	Werner Schallau(GER)	6.64	60.82	24.2	41.02	5: 3.0
37	3042	21AUG83	Rex Harvey(IA)	5.99	46.48	24.6	39.00	5:16.2
38	3540	19JUL77	Werner Schallau(GER)	6.33	60.38	23.7	41.18	5: 4.2
38	3088	15AUG96	Stephen Winkel(TN)	5.96	47.56	24.41	31.84	4:51.46
39	3679	16OCT77	Werner Schallau(GER)	6.93	52.46	23.4	41.76	4:50.5
39	3577	20JUN87	Frank Reilly(CA)	5.94	55.94	24.84	48.18	4:41.1
40	4085	24SEP78	Werner Schallau(GER)	6.74	59.20	23.0	43.76	5: 5.7
40	3509	30JUL98	Michael Janusey(PA)	5.85	56.51	24.41	34.90	5: 5.86
41	3910	30JUL79	Werner Schallau(GER)	6.50	57.42	23.47	40.72	5: 4.6
41	3467	20JUL89	Frank Reilly(CA)	5.34	48.26	25.11	48.74	5: 3.7
42	3917	26OCT90	Werner Schallau(GER)	6.47	57.30	23.4	40.22	4:56.9
42	3446	12AUG77	Phillip Conley(CA)	6.08	64.68	25.8	32.80	5:22.0
43	3723	17JUL82	Werner Schallau(GER)	6.23	56.40	24.0	41.92	5:13.0
43	3542	16AUG81	Gary Miller(CA)	6.10	46.44	23.0	31.40	4:47.5
44	3579	30CT82	Werner Schallau(GER)	5.99	59.72	23.9	40.24	5:34.8
44	3447	19JUN82	Gary Miller(CA)	5.88	48.90	23.8	31.40	4:48.5
45	4066	30SEP83	Werner Schallau(GER)	6.25	52.70	24.16	39.52	5:10.78
45	4038	30SEP83	Gary Miller(CA)	6.01	48.96	23.47	35.10	4:45.17
46	3983	10JAN81	Roy Williams(NZ)	6.46	46.84	24.37	43.12	5:27.29
47	3789	4MAY84	Gary Miller(CA)	6.08	48.46	24.4	33.70	5: 5.4
47	3786	13APR85	Gary Miller(CA)	5.88	47.50	24.3	33.40	4:53.1
48	3788	10JUL00	Viktor Grouzenkine(RUS)	5.99	46.81	25.13	39.73	5:10.86
48	3756	2MAY86	Gary Miller(CA)	6.01	47.82	24.10	32.40	5: 8.7
49	3758	20JUN87	Gary Miller(CA)	6.15	46.26	24.32	33.28	5:10.4
50	4283	26JUN88	Gary Miller(CA)	6.13	51.70	24.50	38.90	5:18.80
51	3985	1JUL89	Gary Miller(CA)	5.80	47.32	25.3	41.00	5:28.2
52	3860	29SEP83	Helmut Fackler(GER)	5.67	44.70	25.32	35.14	5:12.94
52	3669	2AUG90	Gary Miller(CA)	5.59	45.00	25.4	35.44	5:41.34
53	3654	10JUL00	John Charlton(IRE)	5.79	42.23	26.58	33.69	5:22.96
53	3304	21AUG96	Allen Phillips(US)	5.30	44.50	27.54	28.98	5:36.13
54	3669	27JUN85	Helmut Fackler(GER)	5.37	43.02	25.7	35.30	5:15.5
54	3159	05EP79	Bob Roemer(GA)	5.11	38.08	26.2	24.86	5:26.6
55	3877	1AUG86	Gerd Drewniak(GER)	5.07	48.88	27.39	40.84	6:14.61
55	3865	10AUG00	James Hollister(CA)	5.04	41.00	25.92	30.66	5:12.29
56	4185	10JUL00	Rolf Geese(GER)	5.19	47.72	26.24	38.45	5:22.08
56	4104	12AUG77	Boo Morcom(NH)	5.40	36.42	25.6	36.80	5: 0.2
57	3967	29SEP83	Matti Jarvinen(FIN)	5.46	38.46	25.50	40.46	6: 1.10
57	3698	8AUG01	Roger Kroodsma(TN)	5.05	38.68	27.28	35.12	5:33.07
58	3769	25JUN85	Rudy Hochreiter(AUS)	4.70	41.80	26.2	34.78	5:24.0
58	3464	21AUG96	Dusty Miller(US)	5.07	39.30	27.59	36.02	6:25.50
59	3608	10JUL00	Kyosti Marila(FIN)	5.28	38.72	27.16	29.45	5:39.84
59	3547	30JUL98	Emil Pawlik(MS)	4.99	41.70	27.31	34.95	6:12.78
60	4393	10JUL00	Dieter Bartzsch(GER)	5.08	46.66	25.25	42.23	5:48.21
61	4091	30OCT87	Bill Morales(CA)	4.82	48.38	28.1	37.86	6: 6.4
61	4091	30DEC87	Rudy Hochreiter(AUS)	4.91	40.54	27.14	39.36	5:21.58
61	4025	8MAY81	John Alexander(TX)	5.20	35.86	26.1	38.37	5:40.4
62	4135	29SEP83	Walter Schreiber(GER)	4.94	47.00	26.47	35.72	5:39.14
62	3681	30JUL79	Bill Morales(CA)	4.79	48.14	29.09	31.10	6: 2.8
63	3681	20JUL89	Matti Jarvinen(FIN)	4.89	37.26	27.72	42.48	6:32.6
63	3263	1SEP84	Frank Bowles(CO)	4.40	42.34	29.2	32.06	6:33.0
64	3680	23JUN85	Gudmund Skrivervik(NOR)	4.98	37.08	28.6	35.60	5:46.8
64	2462	31AUG85	Boo Morcom(NH)	5.15	32.84	28.4	32.48	6:12.3
65	4275	31JUL86	Gudmund Skrivervik(NOR)	5.14	42.06	29.49	35.76	5:53.36
65	4065	4MAY86	Boo Morcom(NH)	5.16	32.06	28.90	34.30	5:47.6
66	4163	20JUN87	Boo Morcom(NH)	5.24	32.60	28.91	36.66	5:49.4
67	3998	10JUL00	Paavo Eriksson(FIN)	4.77	38.21	28.94	39.51	6:30.87
67	3558	5MAY85	Charles Johannsmeyer(NC)	4.70	35.34	32.2	36.34	6:33.16
68	3695	4AUG85	Adolf Koch(GER)	4.48	34.46	30.3	37.50	6:13.8
68	3329	4JUL80	Claude Hills(PA)	4.26	30.84	29.21	31.92	6:42.2
69	3742	28SEP86	Adolf Koch(GER)	4.55	36.98	30.5	38.00	6:23.7
69	3273	2AUG90	Boo Morcom(NH)	4.45	23.66	31.2	32.34	6: 0.54
70	4289	3DEC87	Adolf Koch(GER)	4.73	37.96	31.65	38.68	6:35.79
70	3843	14JUL91	Boo Morcom(NH)	4.76	25.45	30.72	32.84	6:33.99
71	4093	13SEP92	Walter Schreiber(GER)	4.38	37.12	29.49	32.26	6:33.36
71	3601	28SEP83	Claude Hills(PA)	4.35	32.30	30.50	25.42	6:49.95
72	3757	22JUN85	Gilberto Gonzalez(PUR)	4.39	29.42	29.5	34.10	7: 9.3
72	2913	7MAY99	William Daprano(GA)	3.79	27.98	31.1	27.59	8:27.6
73	3274	12MAY00	William Daprano(GA)	4.35	31.46	32.34	29.74	8:11.4
74	3447	3DEC87	Robert Reckwardt(GER)	4.42	28.36	31.42	32.36	7:41.84
74	3155	7AUG97	Bill Carter(OK)	3.49	28.66	32.57	33.00	7:10.0
75	3935	21SEP92	Adolf Koch(GER)	3.94	33.72	32.88	34.00	7:34.97
75	3348	20JUL89	Milo Lightfoot(OH)	3.63	27.14	33.62	25.36	7:14.9
76	3626	10JUL00	Pekka Penttilla(FIN)	3.76	30.03	32.96	26.51	7: 1.65
76	3296	4MAY90	Milo Lightfoot(OH)	3.75	26.00	33.25	23.06	7:18.91
77	3506	31JUL86	Walter Streubel(GER)	3.93	28.19	34.11	23.44	6:53.26
77	3274	22JUN85	Ken Carnine(CA)	2.91	31.26	33.6	30.06	7:30.94
78	3227	8AUG01	Bill Carter(OK)	3.73	24.19	35.55	30.47	7:44.74
79	2853	16AUG81	Herbert Anderson(CO)	3.20	23.80	35.0	21.48	7:14.2

80	2820	3DEC87	Karsten Brodersen(CHL)	3.39	23.50	41.42	34.06	0: 0.
80	2764	4SEP82	Herbert Anderson(CO)	3.12	26.66	34.6	22.60	0: 0.
81	3143	30JUL98	Dan Bulkley(OR)	3.17	18.94	35.66	23.08	7:33.21
82	3028	10JUL00	Alpo Kautto(FIN)	3.25	23.95	36.72	21.48	8:30.18
82	2837	26AUG99	Dan Bulkley(OR)	3.13	17.45	36.33	19.16	7:49.89
83	2085	31AUG95	Herbert Anderson(CO)	2.54	23.28	38.7	19.82	0: 0.
84	1755	4MAY86	A. E. Pletcher(IN)	2.53	16.56	38.70	16.54	0: 0.
85	2474	18JUN93	Ken Carnine(CA)	2.51	21.94	44.52	24.92	0: 0.
88	1438	2AUG90	Herbert Anderson(CO)	1.92	16.26	47.8	14.36	0: 0.
89	1097	4JUL91	A. E. Pletcher(IN)	1.76	12.46	49.95	12.47	0: 0.
90	2118	7MAY99	Karl Trei(CAN)	2.30	14.22	52.2	16.63	0: 0.
pending or wind assisted marks								
40	w3652	13JUL86	Rex Harvey(IA)	6.22	48.98	23.3	42.36	5:14.7
44	a3586	8AUG82	Gary Miller(CA)	6.26	47.64	23.8	33.18	4:44.4
48	w3783	13JUL86	Gary Miller(CA)	6.07	48.82	23.9	32.80	5:11.5
53	w3774	24AUG84	Helmut Fackler(GER)	5.65	45.64	25.6	34.02	5:18.9
65	w4243	13JUL86	Boo Morcom(NH)	5.38	33.30	28.4	37.28	5:55.9
73	w3657	13JUL86	Gilberto Gonzalez(PUR)	4.54	28.94	28.6	33.94	8: 9.1
76	w3343	26JUN88	Claude Hills(PA)	3.83	25.64	33.57	27.74	7:46.56
80	p3232	16JUL88	Ken Carnine(CA)	2.79	25.72	35.5	26.60	8: 2.9

AGE GRADED WOMEN'S PENTATHLON

(using 1994 WMA standards and age factors based on 1985 IAAF scoring tables)

age	score	date	name(residence)	hurdle	h	sp	lj	800m
35	3724	28SEP83	Liz McBlain(CAN)	15.68	1.58	10.63	5.02	2:28.58
35	3653	11AUG94	Donna Ricks(MN)	15.93	1.59	9.66	4.94	2:25.63
36	4376	31JUL79	Christa Voss(GER)	14.62	1.70	13.38	5.61	2:30.0
37	3731	9JUL00	Anke Straschewski(GER)	15.49	1.57	12.46	5.08	2:40.32
37	1266	11AUG94	Karen Vaughn(CA)	22.63	1.08	7.98	3.54	3:36.69
38	2965	31JUL79	Marja-Leena Kangas(FIN)	18.00	1.50	9.63	4.41	2:39.5
38	2670	13AUG92	Irene Thompson(NY)	18.86	1.36	7.91	4.99	2:48.37
39	3415	9JUL00	Zsuzsanna Peto(AUT)	15.53	1.39	10.40	5.22	2:39.32
39	2552	10AUG00	Cathryn Cole-Dow(WA)	18.15	1.45	9.25	4.16	3: 3.16
40	3705	3DEC87	Christine Turner(NZL)	13.64	1.46	8.68	4.84	2:24.97
40	3460	8AUG01	Veronica Amarasekara(CA)	12.75	1.38	9.12	5.34	3: 7.30
41	4227	9JUL00	Jenny Brown(GBR)	13.14	1.66	10.14	5.19	2:29.77
41	2753	11AUG94	Tina Stough Bowman(CA)	15.30	1.23	6.70	4.51	2:39.81
42	3495	3DEC87	Lynn Larsen(GBR)	13.86	1.43	9.89	5.04	2:49.68
42	2512	7AUG97	Kimmie Allegre(OR)	14.98	1.19	9.60	4.21	3:12.51
43	4015	3DEC87	Jan Hynes(AUS)	12.88	1.43	9.46	5.33	2:24.42
43	2324	10AUG00	Carla Hoppie(NV)	18.85	1.30	9.01	3.46	2:40.44
44	3424	28JUL86	Edith Graff(BEL)	14.21	1.46	8.67	4.96	2:44.44
44	1856	4JUL91	Phil Raschker(GA)	13.46	1.36	7.36	4.99	0: 0.
45	3953	28JUL86	Friderun Kummerle-Valk(GER)	13.46	1.47	8.74	4.49	2:41.67
45	3780	13AUG92	Phil Raschker(GA)	13.2	1.39	7.14	4.97	2:51.08
46	4592	11AUG93	Phil Raschker(GA)	12.32	1.60	7.65	5.35	2:40.48
47	4159	18JUL82	Corrie Roovers(NED)	12.5	1.44	10.46	4.77	2:50.2
47	3043	19JUN82	Christel Miller(CA)	13.6	1.25	7.43	3.25	3: 4.1
48	4043	28SEP83	Corrie Roovers(NED)	12.44	1.44	8.66	4.90	2:41.70
48	2954	13AUG92	Marlene Sachs(VT)	12.7	1.27	7.80	4.00	2:54.66
49	4146	22JUN85	Corrie Roovers(NED)	12.7	1.40	9.86	4.89	2:43.1
49	2874	11AUG93	Marlene Sachs(VT)	15.89	1.27	8.18	3.	

Sep 4101 9JUL00 Christa Stedtler(GER) 14.99 1.33 9.32 3.99 3: 5.05
 64p 2732 30JUL98 Flo Meiler(VT) 20.04 1.13 6.87 3.30 4: 4.13

AGE GRADED MEN'S WEIGHT PENTATHLON

(using 1994 WMA standards and age factors based on 1985 IAAF scoring tables)

	ht	sp	dt	jt	wt
35 2835 1JUN96 Mike Valenti (FL)	32.98	14.53	42.28	28.48	13.13
36 3747 26SEP94 Ken Jansson(KS)	57.96	13.43	42.00	41.12	19.46
38 3802 21AUG98 Dean Crouser (OR)	46.29	15.74	49.68	52.18	15.66
39 3813 1JUN97 Ken Jansson(KS)	62.74	14.11	41.72	39.62	19.07
40 4094 5SEP98 Ken Jansson(KS)	60.05	13.88	39.84	38.40	20.31
41 3937 8AUG99 Ken Jansson(KS)	57.85	13.64	37.98	40.15	18.89
42 3687 11OCT97 Gary England (FL)	41.40	15.41	44.70	47.78	13.75
43 3653 26JUL97 Vasilios Maganas (GRE)	51.40	14.82	37.30	36.72	16.31
44 3071 8MAY99 Dave Vandergriff (SC)	49.19	10.38	33.99	32.69	14.46
44 3742 18SEP98 Vasilios Maganas (GRE)	53.79	14.38	36.39	40.53	16.71
45 4267 8AUG99 Vasilios Maganas (GRE)	42.89	15.10	40.80	46.50	13.29
3469 12MAY00 Jeff Barty (LA)	57.86	14.52	36.63	38.21	17.05
46 4216 14JUL00 Vasilios Maganas (GRE)	39.28	12.62	36.11	41.70	12.30
4044 7DEC87 Carl Wallin (NH)	55.91	14.43	34.12	38.27	17.62
47 3624 13JAN96 Mike Deller (US)	44.90	15.72	38.72	42.44	14.62
48 3792 22JUL95 Jan Roodt (RSA)	46.92	12.09	39.52	35.17	13.56
3378 1JUN96 Bruce Hendendall (US)	50.22	12.03	34.20	43.22	14.50
49 3684 8AUG99 Andrzej Piaczkowski (POL)	35.60	12.67	39.36	35.54	12.67
3651 26APR97 Bruce Hendendall (US)	50.38	10.52	37.23	37.17	15.19
50 4400 18SEP98 Neil Griffin (GBR)	42.18	12.64	41.64	37.86	13.32
4266 2MAY98 Bruce Hendendall (US)	44.31	14.94	52.25	42.31	16.52
51 4588 8AUG99 Arild Busterud (NOR)	49.99	13.93	45.20	40.22	16.95
4128 27DEC98 Bruce Hendendall (US)	54.17	14.52	42.60	37.90	21.57
4266 26AUG95 Tom Gage (MT)	46.06	13.17	46.92	40.05	16.39
52 4866 19SEP98 Ladislav Pataki (CA)	60.96	15.69	46.62	35.52	21.71
4766 14SEP96 Tom Gage (MT)	51.92	16.98	55.30	37.84	19.35
53 4742 14SEP96 Tom Gage (MT)	61.18	15.51	44.54	33.50	21.31
54 4818 16SEP00 Ladislav Pataki (CA)	50.86	16.79	50.60	42.64	19.22
55 4814 3SEP94 Richard Hochkiss (CA)	46.28	13.88	44.52	46.30	16.77
56 4837 12JUN95 Tom Gage (MT)	58.72	13.89	42.56	29.23	19.40
57 5153 18SEP98 Klaus Liedtke (GER)	43.07	16.42	55.30	42.55	17.01
4805 16SEP00 Tom Gage (MT)	56.21	14.51	46.44	28.32	17.94
58 4893 7DEC87 Richard Rzehak (GER)	53.06	13.91	43.96	47.94	15.24
4451 8AUG99 Carl Wallin (NH)	44.60	14.44	36.44	36.33	17.76
59 4502 18SEP98 Franz Ratzler (AUT)	34.05	14.58	48.67	45.12	14.37
3870 13JAN96 Bob Humphreys (CA)	41.34	12.24	43.68	21.87	15.29
60 4696 8AUG99 Franz Ratzler (AUT)	41.55	15.55	47.27	45.81	14.81
4134 14SEP96 Bob Humphreys (CA)	47.76	12.34	46.62	24.62	16.04
61 5335 19SEP98 Wladyslaw Kowalczyk (GER)	48.98	12.69	46.39	62.97	19.32
4239 11OCT97 Bob Humphreys (CA)	45.42	12.65	47.98	24.78	17.50
62 4942 8AUG99 Wladyslaw Kowalczyk (GER)	47.91	12.82	43.34	56.22	17.24
4501 13JAN96 Steward Thomson (CA)	49.62	12.89	50.62	25.33	18.51
63 4893 21AUG98 Peter Speckens (GER)	44.87	15.08	55.22	40.00	16.49
4403 22JUL95 Wendell Palmer (TX)	41.82	13.16	52.88	34.70	15.38
64 4961 16OCT93 Richard Rzehak (GER)	50.74	13.31	45.34	43.92	19.72
4626 24MAY97 Steward Thomson (CA)	50.84	12.98	49.62	27.58	19.42
5240 22JUL95 Karl Heinz Wendel (GER)	49.76	13.44	47.40	36.16	17.68
4833 5SEP98 Bob D Ward (TX)	45.92	12.02	44.29	37.36	15.99
66 5225 22JUL95 Ladislav Filip (OR)	46.16	14.00	51.12	40.16	15.22
67 4939 16SEP00 Bob D Ward (TX)	43.12	13.10	45.76	37.24	16.57
68 5068 18SEP98 Richard Rzehak (GER)	48.69	12.33	43.37	37.88	17.95
4517 16SEP00 Wendell Palmer (TX)	38.30	12.61	48.94	32.74	13.57
69 4643 8AUG99 Richard Rzehak (GER)	47.11	11.94	40.93	33.66	15.58
4425 16SEP00 Len Olson (VT)	36.76	12.00	46.20	33.30	14.46
70 5206 19SEP98 Ladislav Filip (OR)	45.84	14.23	44.24	34.60	16.96
71 4575 26JUL97 Marti Jarvinen (FIN)	40.52	11.89	44.22	27.90	15.84
4359 5SEP98 Phillip Brusca (MO)	34.83	12.69	35.98	33.59	14.85
72 4274 22JUL95 Erik Eriksson (FIN)	34.66	12.31	28.14	40.68	14.42
4115 12JUN99 Phillip Brusca (MO)	34.06	12.33	33.71	33.08	13.28
73 4385 8AUG99 Marti Jarvinen (FIN)	36.52	11.36	41.35	31.75	14.92
3573 11OCT97 Bill Bangert (CA)	30.50	11.18	31.94	19.50	14.59
74 3450 3SEP95 Dale Buysse (CO)	27.60	11.40	36.54	24.80	9.50
76 4877 16OCT94 Erling Svennevik (NOR)	37.62	12.60	35.30	27.58	16.52
3541 14SEP96 Armando Ricciardi (NV)	32.64	8.80	26.44	23.10	11.56
77 4122 8AUG99 Arthur Dreher (GER)	31.46	9.28	29.78	29.79	14.88
3557 3SEP94 Ham Morningstar (MI)	26.46	9.74	28.58	24.70	11.25
78 4131 7AUG94 Manuel White (MT)	28.90	10.28	31.74	30.76	13.34
79 3611 16OCT93 Artur Fleischhauer (GER)	35.72	8.84	27.28	20.16	12.14
3073 11OCT97 Thomas McDermott (FL)	30.66	8.63	26.82	9.24	11.69
80 4174 8AUG99 Erling Svennevik (NOR)	31.08	9.54	27.61	22.18	13.39
4033 14SEP96 Manuel White (MT)	26.94	9.46	29.04	25.40	13.05
81 3755 22JUL95 Emil Schortle (GER)	26.56	9.18	24.62	20.64	14.32
2938 12JUN99 David Schlotthauer (MA)	25.79	7.83	22.84	12.44	10.00
82 4796 16OCT93 Gerhard Scheppe (GER)	30.66	12.02	27.10	36.50	13.40
3768 24AUG96 Ross Carter (OR)	22.00	11.03	33.04	15.90	11.42
83 3458 27SEP98 John Fraser (AUS)	31.30	7.86	23.59	13.00	14.28
2876 26JUL97 Ross Carter (OR)	21.24	10.22	30.78	15.44	0.00
84 3855 28JUL96 Gerharo Scheppe (GER)	20.18	9.74	25.40	29.72	12.76
3787 21AUG98 Ross Carter (OR)	21.17	11.07	32.74	17.24	11.53
85 4104 8AUG99 Kashmir Gassmann (SUI)	22.78	9.50	21.93	21.66	11.54
3134 24AUG96 John Pearce (TX)	17.36	7.30	20.14	17.76	8.47
86 3629 26JUL97 Berno Wischmann (GER)	24.66	7.02	22.84	19.72	9.44

87 2538 8AUG99 Labbe Zamorano (CHL)	14.86	6.31	17.21	14.42	6.93
2452 7DEC87 Buell Crane (ID)	14.96	6.69	17.94	15.12	4.29
88 846 5SEP99 Phillip Fartridge (NY)	4.50	3.35	9.91	4.16	3.28
89 2307 22JUL95 Ernst Schmidt (GER)	15.40	6.28	15.52	13.62	7.60
92 2303 18SEP94 Everett Hosack (OH)	13.92	4.62	11.98	8.56	4.68
93 2501 10SEP95 Everett Hosack (OH)	13.20	4.72	12.64	7.38	7.24
94 1614 8SEP96 Everett Hosack (OH)	13.42	0.00	12.12	8.60	4.78
95 1385 4OCT97 Everett Hosack (OH)	9.80	3.95	0.00	0.00	0.00
96 564 18OCT96 Everett Hosack (OH)	10.60	0.00	0.00	0.00	0.00
97 613 11SEP99 Everett Hosack (OH)	0.00	0.00	9.74	0.00	0.00
Pending marks					
37 2814 22JUL95 Roy Silvers (US)	41.48	12.87	32.56	41.53	12.03
47 3670 18SEP98 Gyula Kurucz (HUN)	37.88	11.54	39.73	50.55	13.06
76 3627 11OCT97 Charles Marriott (TN)	29.36	8.54	28.60	31.76	9.73

AGE GRADED WOMEN'S WEIGHT PENTATHLON

(using 1994 WMA standards and age factors based on 1985 IAAF scoring tables)

	ht	sp	dt	jt	wt
35 3418 8MAY99 Debbie J. Lancashire (OH)	41.75	12.31	38.41	37.60	11.15
36 3894 7DEC87 Christine Schultz (AUS)	38.24	14.77	45.18	36.58	12.68
3634 7JUN97 Marilyn Senz (NC)	38.30	11.43	38.68	36.68	13.96
37 3572 13JUL00 Angelika Anton (GER)	39.59	11.60	33.54	42.10	12.18
1668 24AUG96 Lagie Swanson (US)	20.78	7.56	19.52	26.40	4.41
38 3750 12JUL01 Carmen Grell (CFR)	37.32	13.33	36.75	41.13	13.10
39 3447 12JUN99 Oneitha Lewis (NY)	35.17	12.80	39.48	30.12	12.76
40 4215 16SEP00 Oneitha Lewis (NY)	41.12	13.86	35.26	29.36	15.17
41 4797 25AUG01 Oneitha Lewis (NY)	40.44	14.26	47.68	31.99	17.21
42 4895 9NOV02 Oneitha Lewis (NY)	51.22	14.43	45.28	31.06	17.60
43 4318 16SEP00 Carol Finsrud (TX)	41.81	12.84	49.10	30.44	14.32
44 4253 25AUG01 Carol Finsrud (TX)	40.40	12.69	46.18	32.75	14.14
45 4754 9NOV02 Carol Finsrud (TX)	40.27	11.79	47.04	33.63	13.67
46 4492 26JUL97 Christine Schultz (AUS)	37.24	12.68	42.46	31.12	12.94
3766 21AUG98 Joan Stratton (CA)	36.90	10.74	31.66	24.64	11.75
47 3842 17SEP98 Annie Bellanger (FRA)	43.83	9.39	29.66	23.58	12.49
3292 18OCT98 April Capwill (PA)	29.26	9.44	29.86	32.48	8.04
48 4092 8AUG99 Christine Schultz (AUS)	30.11	12.45	39.85	29.26	12.20
3590 16SEP00 Joan Stratton (CA)	35.76	10.13	30.17	24.02	11.29
49 3734 16OCT93 Mary Thomas (AUS)	30.62	10.87	30.22	38.06	9.33
3588 12MAY00 April Capwill (PA)	27.00	9.97	34.01	33.68	10.30
50 4313 8AUG99 Margareth Tomaneck (BEL)	42.42	12.14	35.94	29.23	13.93
2490 8MAY99 Charlotte Jarvis (OH)	24.88	8.05	20.33	20.48	9.14
*4455 13JUL01 Christine Schultz (AUS)	37.88	13.87	40.35	32.18	12.94
51 4052 22JUL95 Mary Thomas (AUS)	34.00	12.02	33.10	40.02	10.74
2267 11SEP99 Charlotte Jarvis (OH)	24.30	8.74	19.62	18.19	6.84
*4090 13JUL01 Margareth Tomaneck (BEL)	41.44	11.86	34.84	25.58	13.42
52 4047 8AUG99 Johanna Van Anholt (NED)	40.12	11.08	36.72	26.69	13.08
2559 3SEP94 Karen Huff (ILL)	18.60	9.79	21.10	29.64	6.78
53 3936 3SEP94 Vanessa Hilliard (FL)	39.04	10.86	35.16	25.10	13.34
54 4063 22JUL95 Vanessa Hilliard (FL)	43.50	10.82	35.34	25.00	13.48
55 5073 1JUN96 Vanessa Hilliard (FL)	45.54	11.66	35.81	27.24	16.10
56 5309 11JUN97 Vanessa Hilliard (FL)	48.50	11.82	32.56	32.66	16.79
57 4752 18APR98 Vanessa Hilliard (FL)	42.07	11.07	31.46	28.99	15.15
58 4489 13JUL00 Hella Boeker (GER)	37.86	11.37	35.85	28.19	12.00
3640 8SEP96 Joanne Grissom (IN)	32.17	10.88	23.10	22.10	11.30
59 4539 26JUL97 Evaun B. Williams (GBR)	42.02	11.38	28.08	33.32	11.98
4328 16SEP00 Vanessa Hilliard (FL)	44.30	10.88	29.63	16.27	14.95
60 5295 17SEP98 Evaun B. Williams (GBR)	39.21	11.54	28.99	35.14	16.23
4866 25AUG01 Vanessa Hilliard (FL)	39.78	10.76	29.82	23.47	16.68
61 5256 8AUG99 Evaun B. Williams (GBR)	43.90	11.38	27.50	34.07	15.14
3824 5SEP99 Joanne Grissom (IN)	28.06	10.65	19.76	24.94	11.86
62 4666 22JUL95 Antonina Ivanova (URS)	40.56	11.46	32.66	19.88	13.16
3753 11OCT97 Erika Messner (FL)	27.04	9.42	24.68	22.18	12.25
63 5072 22JUL95 Jutta Schaefer (GER)	44.28	10.44	31.02	26.46	15.96
3744 8MAY99 Erika Messner (FL)	28.21	9.21	22.11	24.64	11.90
64 4747 8AUG99 Sigrin Kofink (GER)	29.79	12.50	31.03	32.28	12.09
3340 4MAY01 Evelyn Wright (MD)	26.14	8.74	19.31	22.12	10.53
65 5350 26JUL97 Jutta Schaefer (GFK)	41.78	10.35	31.22	23.16	13.84
4439 16SEP00 Erika Messner (FL)	28.29	9.09	22.37	27.80	12.37
66 5378 17SEP98 Jutta Schaefer (GER)	39.47	10.43	29.35	22.88	16.09
4121 16OCT93 Bernice Holland (OH)	26.82	8.64	25.32	24.90	9.86
67 4927 8AUG99 Jutta Schaefer (GER)	38.24	9.48	30.12	20.29	13.52
4290 9NOV02 Erika Messner (FL)	26.17	8.81	22.91	27.73	11.65
68 4227 13JUL00 Jutta Schaefer (GER)	42.27	8.67	20.89	17.23	13.55
3519 5MAY95 Bernice Holland (OH)	23.88	7.95	22.56	21.40	7.85
69 4475 26MAY01 Jutta Schaefer (GER)	36.44	8.94	24.46	16.84	14.03

78	3412	13JUL01	Gwen Davidson(AUS)	21.36	6.18	15.17	11.69	8.63
	2949	16OCT93	Betty Jarvis(NC)	15.82	5.08	15.88	12.30	7.76
79	3358	13JUL01	Nora Kutti(EST)	12.86	6.35	16.67	17.05	7.37
	2787	22JUL95	Betty Jarvis(NC)	16.92	5.00	14.26	12.30	6.10
80	3557	8AUG99	Olga Kotelko(CAN)	16.14	5.91	14.23	16.63	5.73
	2677	13JUL01	Melanie Reske(OR)	12.07	5.20	11.17	9.13	6.31
81	3673	20AUG00	Olga Kotelko(CAN)	18.03	5.40	15.21	14.73	7.58
	3426	14SEP96	Betty Jarvis(NC)	15.18	6.02	16.06	12.22	6.33
82	2967	26JUL97	Annenchen Reile(GER)	15.84	5.01	14.40	11.38	4.71
	2698	12MAY00	Katharine Gradick(FR)	10.84	4.96	12.34	12.26	5.01
83	3656	22AUG02	Olga Kotelko(CAN)	16.24	5.85	14.39	15.09	7.64
	2708	8MAY99	Betty Jarvis(NC)	14.04	4.54	13.55	8.88	5.78
84	3384	16OCT93	Ruth Frith(AUS)	18.12	5.76	13.40	9.94	7.84
	2698	8AUG99	Betty Jarvis(NC)	14.59	4.32	12.40	10.27	5.62
85	3633	22JUL95	Ruth Frith(AUS)	15.80	5.16	13.12	9.16	7.06
	3184	16SEP00	Betty Jarvis(NC)	12.89	4.78	12.11	9.45	5.62
86	3507	28JUL96	Ruth Frith(AUS)	15.66	5.42	11.64	9.50	6.12
	2704	25AUG01	Betty Jarvis(NC)	9.06	3.96	11.36	9.57	5.14
87	3395	26JUL97	Ruth Frith(AUS)	13.26	5.26	12.66	10.48	5.42
89	3121	8AUG99	Ruth Frith(AUS)	13.08	5.01	11.33	8.16	5.76
90	4339	24APR00	Ruth Frith(AUS)	13.13	5.22	11.81	9.33	6.00
	p2947	9NOV02	Marnie Evans(LA)	6.97	4.45	8.25	6.76	4.28

pending and wind assisted marks

35	p3545	17SEP98	Angelika Gusek(GER)	38.72	12.05	35.06	42.69	11.21	
37	p2079	12JAN97	Cindy Morrison(US)	20.11	8.30	25.44	27.30	7.60	
	52	2884*	22SEP01	Mary Hartzler(OH)	23.04	10.42	28.26	20.87	8.66
	53	p4403	0 00	Vanessa Hilliard(FL)	43.84	11.20	38.38	27.96	15.15
	76	p2390	16SEP00	Charlotte Acton(CO)	15.06	4.98	12.80	9.33	5.11
	76	p2367	15AUG99	Wally Dashiell(US)	12.74	4.47	13.27	10.65	5.79
	80	p3790	0 00	Annenchen Reile(GER)	17.54	5.87	18.32	14.48	6.52

note: * preceding mark indicates new lighter weighted javelins used

Women's Track & Field

100 YARDS

(when better than corresponding 100m times)

				46	12.63	Irene Obera(CA)	7- 7-79
				46	12.7	Irene Obera(CA)	5-31-80
				47	12.54	+1.0 Karin Von Riewel(GER)	7- 6-96
					12.93h	Irene Obera(CA)	1-10-81
35	10.8	Maeve Kyle(EIR)	9-26-64		12.50	Phil Raschker(GA)	9- 2-95
36	11.5	Phil Raschker(GA)	6-11-83	48	12.50	Phil Raschker(GA)	9- 2-95
37	10.9	Maeve Kyle(EIR)	8- 6-66	49	12.60	-0.3 Karin Von Riewel(GER)	8-29-98
	11.1	Phil Raschker(GA)	5-12-84		13.20h	Irene Obera(CA)	9-24-83
38	11.3	Maeve Kyle(EIR)	5- 8-67	50	12.50	Phil Raschker(GA)	5-17-97
	12.3	Almeta Parish(CA)	5-17-75	51	12.9	Irene Obera(CA)	6- 1-85
39	11.2	Maeve Kyle(EIR)	6-15-68	52	13.07	+0.5 Phil Raschker(GA)	5- 8-99
41	11.4	Irene Obera(CA)	7- 7-75	53	13.30	+0.7 Martha Behrendt(GER)	6-24-95
42	11.4	Irene Obera(CA)	5-15-76		13.37	Irene Obera(CA)	7-25-87
43	12.5	Felicity Skaris(RSA)	8- 9-80	54	13.26	+0.3 Martha Behrendt(GER)	7-14-96
	12.6	Irene Obera(CA)	5-14-77		13.48	Irene Obera(CA)	8- 6-88
45	11.7	Irene Obera(CA)	4-28-79	55	13.30	Phil Raschker(GA)	8-10-02
47	11.9	Wendy Marie Ey(AUS)	1-10-86	56	13.43	+0.2 Brunhilde Hoffmann(GER)	9-13-95
48	12.30	Wilma Perkins(AUS)	6-11-98		13.55	+1.5 Kathy Jager(AZ)	7-31-99
50	12.47	Wendy Marie Ey(AUS)	2- -89	57	13.73	+1.5 Brunhilde Hoffmann(GER)	7-26-97
51	12.5	Irene Obera(CA)	5- 4-85		13.9	Irene Obera(CA)	5-18-91
67	15.2	Polly Clarke(CO)	5-21-78	58	13.77	-1.2 Brunhilde Hoffmann(GER)	6-25-98
69	16.1	Polly Clarke(CO)	10-25-88		13.8	Kathy Bergen(CA)	7-27-98
71	16.2	Mary Bowermaster(OH)	9- 7-84	59	13.83	+0.6 Brunhilde Hoffmann(GER)	9-13-98
74	15.2	Polly Clarke(CO)	9- 7-84		14.41	Kathy Jager(AZ)	8-10-02
					14.45	+1.5 Kemisole Solwazi(CA)	7-31-99
				60	13.9	Shirley Peterson(NZL)	2-25-89
					13.91	Irene Obera(CA)	8-13-94
					13.96	Irene Obera(CA)	6-24-95
				61	13.96	Ann Cooper(AUS)	7-21-91
				62	14.58	Shirley Peterson(NZL)	2- 3-91
35	10.85h	Marlene Ottey(JAM)	8- 7-95		15.7	Betty Vosburgh(GA)	5- 7-94
	11.07	Evelyn Ashford(US)	5-28-92		13.43	Irene Obera(CA)	7-20-97
36	10.74	Marlene Ottey(JAM)	9- 7-96		13.93	Irene Obera(CA)	8-18-02
	11.57	Evelyn Ashford(US)	6-25-93	63	13.93	Elfriede Hoffmann(GER)	5- 8-99
37	10.83	Marlene Ottey(JAM)	8-22-97	64	14.76	Audrey Lary(MD)	5-22-82
	12.00	Phil Raschker(GA)	7- 8-84		15.52	+0.5 Josephine Kolda(CA)	7-31-99
38	11.05	+0.1 Marlene Ottey(JAM)	8- 8-98		15.6	Irene Obera(CA)	6-18-88
	12.5	Phil Raschker(GA)	6- 8-85		14.29	Patricia Peterson(NY)	7-24-92
39	10.99	+0.3 Marlene Ottey(JAM)	8- 7-99	65	14.82	Paula Schneiderhan(GER)	6-18-88
	12.22	Phil Raschker(GA)	8-30-00	66	15.77	Patricia Peterson(NY)	7-24-92
40	10.99	Marlene Ottey(JAM)	6- 6-87	67	15.11	Paula Schneiderhan(GER)	7-30-89
	12.3	Phil Raschker(GA)	4-25-70		16.1	Polly Clarke(CO)	5- 6-78
41	12.0	Maeve Kyle(EIR)	6- 4-88	68	15.73	-2.5 Paula Schneiderhan(GER)	8-17-90
	12.3	Phil Raschker(GA)	8-16-75		16.05	Audrey Lary(MD)	8-10-02
42	12.3h	Rosemary Payne(GBR)	7-30-89	69	15.27h	Paula Schneiderhan(GER)	7-20-91
	12.57	Phil Raschker(GA)	7- 3-76		16.53h	Mary Bowermaster(OH)	6-27-87
	12.6	Irene Obera(CA)	8-28-99	70	15.72	0.0 Ann Cooper(AUS)	7-31-99
43	12.04	+1.6 Denise McField(JAM)	8- 9-97		16.2	Polly Clarke(CO)	4-17-81
	12.71	Cindy Steenbergen(TX)	8- 7-99	71	15.42	Paula Schneiderhan(GER)	10-15-93
44	12.1	Maeve Kyle(EIR)	5-12-73		16.49	Patricia Peterson(NY)	7-20-97
	12.73h	Phil Raschker(GA)	7-20-91	72	15.33	+0.3 Paula Schneiderhan(GER)	9-25-94
45	12.5	Wendy Marie Ey(AUS)	2- 4-84		16.15	+1.7 Patricia Peterson(NY)	8-11-98
	12.5	Maeve Kyle(EIR)	1-21-74				

100 METERS

				61	13.96	Irene Obera(CA)	6-24-95
				62	14.58	Ann Cooper(AUS)	7-21-91
					14.60	Shirley Peterson(NZL)	2- 3-91
					15.7	Betty Vosburgh(GA)	5- 7-94
				63	13.93	Irene Obera(CA)	7-20-97
				64	14.76	Elfriede Hoffmann(GER)	8-18-02
					15.52	+0.5 Audrey Lary(MD)	5- 8-99
					15.6	Irene Obera(CA)	5-22-82
39	10.99	+0.3 Marlene Ottey(JAM)	8- 7-99	65	14.29	Irene Obera(CA)	7-31-99
	12.22	Phil Raschker(GA)	8-30-00	66	14.82	Paula Schneiderhan(GER)	6-18-88
40	10.99	Marlene Ottey(JAM)	6- 6-87	67	15.77	Patricia Peterson(NY)	7-24-92
	12.3	Phil Raschker(GA)	4-25-70		15.11	Paula Schneiderhan(GER)	7-30-89
41	12.0	Maeve Kyle(EIR)	6- 4-88	68	15.73	-2.5 Paula Schneiderhan(GER)	8-17-90
	12.3	Phil Raschker(GA)	8-16-75		16.05	Audrey Lary(MD)	8-10-02
42	12.3h	Rosemary Payne(GBR)	7-30-89	69	15.27h	Paula Schneiderhan(GER)	7-20-91
	12.57	Phil Raschker(GA)	7- 3-76		16.53h	Mary Bowermaster(OH)	6-27-87
	12.6	Irene Obera(CA)	8-28-99	70	15.72	0.0 Ann Cooper(AUS)	7-31-99
43	12.04	+1.6 Denise McField(JAM)	8- 9-97		16.2	Polly Clarke(CO)	4-17-81
	12.71	Cindy Steenbergen(TX)	8- 7-99	71	15.42	Paula Schneiderhan(GER)	10-15-93
44	12.1	Maeve Kyle(EIR)	5-12-73		16.49	Patricia Peterson(NY)	7-20-97
	12.73h	Phil Raschker(GA)	7-20-91	72	15.33	+0.3 Paula Schneiderhan(GER)	9-25-94
45	12.5	Wendy Marie Ey(AUS)	2- 4-84		16.15	+1.7 Patricia Peterson(NY)	8-11-98
	12.5	Maeve Kyle(EIR)	1-21-74				

73	15.99	Paula Schneiderhan(GER)	7-16-95					
	16.2	Polly Clarke(CO)	9-17-83	46	25.82	Mary Libal(OR)	8-24-96	
74	15.54	0.0 Paula Schneiderhan(GER)	8-17-96	47	25.56	Phil Raschker(GA)	6-20-94	
	16.55	Polly Clarke(CO)	9- 2-84	48	25.85	Phil Raschker(GA)	7-19-95	
				49	26.18	+0.4 Karin Von Riewel(GER)	8- 2-98	
75	15.91	0.0 Paula Schneiderhan(GER)	9- 6-97		26.35	Phil Raschker(GA)	4-25-96	
	16.87	Polly Clarke(CO)	8-31-85	50	25.72	Phil Raschker(GA)	7-23-97	
76	16.04	-0.6 Paula Schneiderhan(GER)	7-18-86	51	26.82	Anne Paule Knipping(BEL)	7-23-97	
	17.20	Polly Clarke(CO)	8- 1-98		27.3	Irene Obera(CA)	6- 1-85	
77	16.51	Paula Schneiderhan(GER)	7-31-99	52	27.33	+1.5 Maureen Lewington(GBR)	8- 3-99	
	17.07	Polly Clarke(CO)	6-25-88	53	27.71	Irene Obera(CA)	6-21-86	
78	17.6	Polly Clarke(CO)	8-12-88	53	26.92	Phil Raschker(GA)	7- 8-00	
79	19.06	Polly Clarke(CO)	7-30-89	54	27.7	Irene Obera(CA)	7-17-88	
	19.08	Jrja Sarnama(FIN)	6-23-85		27.70	+2.0 Martha Behrendt(GER)	7-26-96	
80	18.0	Mary Bowermaster(OH)	7-25-98		27.70h	Brunhilde Hoffmann(GER)	10-10-93	
81	20.44	Ruth Frith(AUS)	11- 3-90	55	27.39	Phil Raschker(GA)	8- -02	
	21.93	Velma Jacobs(CO)	8- 5-97	56	28.13	Brunhilde Hoffmann(GER)	7-26-96	
82	19.32	Polly Clarke(CO)	8-14-92		29.8	Carolyn Sue Cappetta(MA)	7-12-92	
83	20.7	Olga Kotelko(CAN)	7-27-02	57	28.38	+0.6 Brunhilde Hoffmann(GER)	7-26-97	
	26.0	Anna Ward(MO)	5-30-88		29.32	Kemisole Solwazi(CA)	7-23-97	
84	20.67	Ruth Frith(AUS)	10-15-93	58	28.46	+0.8 Brunhilde Hoffmann(GER)	8-17-97	
	25.77	Anna Ward(MO)	6-21-89		29.91	Kemisole Solwazi(CA)	6-13-98	
85	21.26	+0.7 Nora Wedemo(SWE)	9-13-98	59	29.08	-0.2 Brunhilde Hoffmann(GER)	9-18-98	
	43.98	Marilla Salisburry(CA)	8-12-93		30.18	Irene Obera(CA)	9-12-93	
86	21.98	-0.4 Nora Wedemo(SWE)	7-31-99	60	28.87	-1.9 Brunhilde Hoffmann(GER)	9-12-93	
	31.7	Mary Ames(CA)	5- 7-89		29.6	Irene Obera(CA)	7-16-94	
87	22.08	-1.5 Nora Wedemo(SWE)	7- 9-00	61	28.67	Irene Obera(CA)	6-24-95	
88	22.44	Nora Wedemo(SWE)	7- 7-01	62	30.21	Ann Cooper(AUS)	7-25-91	
	37.2	Marion Higgins(CA)	8- 8-81		31.33	Kathy Bergen(CA)	3-24-02	
89	23.17	+0.2 Nora Wedemo(SWE)	8-18-02	63	29.55	-0.2 Brunhilde Hoffmann(GER)	8-24-02	
90	31.53	Zora Lux(WA)	6-10-95		29.57	Irene Obera(CA)	7-23-97	
94	79.6	Marie Norbury(FL)	11-23-97	64	30.61h	Ann Cooper(AUS)	10-10-93	
					31.76i	Carolyn Sue Cappetta(MA)	3-26-00	
				65	30.46	+0.1 Irene Obera(CA)	8- 3-99	
				66	31.12	Paula Schneiderhan(GER)	6-18-88	
					33.3	Patricia Peterson(NY)	7-12-92	
				67	31.65	Paula Schneiderhan(GER)	8- 3-89	
					34.2	Josephine Kolda(CA)	5-18-85	
				68	33.03	Ann Cooper(AUS)	7-23-97	
					34.01	Audrey Lary(MD)	8- -02	
				69	32.50	Paula Schneiderhan(GER)	7-25-91	
					34.34	Patricia Peterson(NY)	7-19-95	
					34.34	Irene Obera(CA)	7-10-92	
				70	32.24	Paula Schneiderhan(GER)	4-17-81	
					35.3	Polly Clarke(CO)	6-10-94	
				71	33.23	+0.5 Anna Mawley(GER)	6-10-94	

52	w27.72	+3.0	Phil Raschker (GA)	8-29-99
54	p27.62	NWI	Martha Behrendt (GER)	8-18-96
56	w28.34	+2.3	Kathy Jager (AZ)	8-3-99
59	w28.64	+2.3	Brunhilde Hoffmann (GER)	8-3-99
59	w29.31	+2.7	Kemisole Solwazi (CA)	8-3-99
66	w33.06		Betty Vosburgh (GA)	8-10-97
68	p31.91	NWI	Paula Schneiderhan (GER)	6-10-90
69	p31.88	NWI	Paula Schneiderhan (GER)	8-17-91
70	p31.86	NWI	Paula Schneiderhan (GER)	7-21-92
70	w31.86		Paula Schneiderhan (GER)	7-12-92
70	w34.80		Patricia Peterson (NY)	8-24-96
73	p33.25	NWI	Paula Schneiderhan (GER)	6-10-95
76	p34.42	NWI	Paula Schneiderhan (GER)	8-22-98
81	w40.04	NWI	Mary Bowermaster (OH)	8-14-98

400 METERS

35	50.37		Jearl Clark (US)	7-12-02
36	50.27		Jearl Clark (US)	9-20-02
37	55.7		Maeve Kyle (EIR)	8-30-66
	55.70		Jennie Mathews (GBR)	8-7-99
	57.481		Alethea Morris (NY)	3-23-02
38	55.61		Adina Valdez (TRI)	3-25-00
	59.22		Theresa Haynes (WA)	7-22-95
39	55.5		Maeve Kyle (EIR)	7-19-68
	59.5		Phil Raschker (CA)	7-8-86
	53.68		Sara Montecinos (COL)	3-20-94
	57.49		Rose Monday (CA)	8-7-99
41	55.3		Maeve Kyle (EIR)	7-22-90
	58.78		Irene Thompson (NY)	7-22-95
42	56.3		Anne McKenzie (RSA)	10-28-67
	58.07		Phil Raschker (GA)	8-5-89
43	57.42h		Sara Montecinos (CHL)	7-24-97
	58.89		Cindy Steenbergen (TX)	8-8-97
44	58.3		Jan Hynes (AUS)	3-24-89
	59.62		Mary Libal (OR)	8-12-94
45	56.82		Mary Libal (OR)	7-22-95
46	57.94		Dee Dee Grafius (CA)	7-22-95
47	59.3		Paule Knipping (BEL)	7-21-94
	61.01		Mary Libal (OR)	8-8-97
48	57.60		Phil Raschker (GA)	7-22-95
49	59.68		Paule Knipping (BEL)	7-22-96
	62.27		Shirley Matson (CA)	9-8-90
50	58.51		Marge Allison (NZL)	7-22-95
	61.89		Phil Raschker (GA)	7-26-97
51	61.11		Barbara Blurton (GBR)	7-13-01
	63.7		Irene Obera (CA)	5-18-85
52	61.82		Brunhilde Hoffmann (GER)	6-29-92
	65.1		Irene Obera (CA)	7-5-86
53	63.0		Brunhilde Hoffmann (GER)	7-8-93
	64.63		Irene Obera (CA)	11-29-87
54	62.8		Irene Obera (CA)	10-22-88
55	64.2		Anne Stobaus (AUS)	11-16-96
	65.29		Kemisole Solwazi (CA)	4-8-95
56	65.86		Brunhilde Hoffmann (GER)	8-19-95
	66.04		Carolyn Sue Cappetta (MA)	8-14-92
57	65.83		Peggy MacLiver (AUS)	7-13-01
	66.35		Carolyn Sue Cappetta (MA)	10-16-93
58	65.35		Anne Stobaus (AUS)	8-7-99
	67.91		Carolyn Sue Cappetta (MA)	8-12-94
59	66.96		Brunhilde Hoffmann (GER)	9-16-98
	67.38		Kemisole Solwazi (CA)	8-7-99
	67.39i		Carolyn Sue Cappetta (MA)	2-25-95
60	68.17		Anne Stobaus (AUS)	7-13-01
	69.21		Jeanne Hoagland (CA)	7-26-97
61	67.80		Irene Obera (CA)	7-22-95
62	67.97		Ann Cooper (AUS)	7-27-91
	68.34		Diane Palmason (WA)	8-11-00
63	70.09		Irene Obera (CA)	7-26-97
64	71.41		Diane Palmason (WA)	6-29-02
65	71.45		Carolyn Sue Cappetta (MA)	7-13-01
66	73.71		Anna Mangler (GER)	8-5-89
	77.87		Betty Vosburgh (GA)	8-8-97
67	75.63		Paula Schneiderhan (GER)	8-5-89
	79.96		Sumi Onodera (CA)	7-22-95
68	74.73		Jean Horne (CAN)	7-13-01
	79.90		Audrey Lary (MD)	8-9-02
69	74.73		Paula Schneiderhan (GER)	7-27-91
83.40h			Sumi Onodera (CA)	7-25-97
70	79.14		Anna Mangler (GER)	10-16-93
	84.56		Sumiye Leonard (CA)	6-28-98
71	80.5		Audrey Reid (RSA)	4-5-86
83.8			Patricia Peterson (NY)	7-26-97
72	79.49		Anna Mangler (GER)	7-22-95
	82.52		Patricia Peterson (NY)	7-31-98
73	84.23		Polly Clarke (CO)	9-28-83
	88.58		Polly Clarke (CO)	9-2-84
75	89.62		Polly Clarke (CO)	8-25-85
76	88.17		Monica Shone (GBR)	8-21-02
	91.1		Polly Clarke (CO)	7-20-86

77	88.42		Paula Schneiderhan (GER)	8-7-99
	95.70		Polly Clarke (CO)	6-25-88
78	96.7		Polly Clarke (CO)	8-12-88
79	98.48		Polly Clarke (CO)	8-5-89
80	1:40.45		Polly Clarke (CO)	8-3-90
81	1:49.86		Britta Tibbling (SWE)	8-7-99
	2:03.62		Gerry Davidson (CAN)	8-9-02
82	2:09.08		Nora Wedemo (SWE)	7-22-95
	2:20.51		Pearl Mehl (CO)	8-16-96
83	1:58.88		Rosario Iglesias (MEX)	10-16-93
	2:21.5		Anna Ward (MO)	5-30-88
84	2:02.47		Rosario Iglesias (MEX)	7-22-95
	2:36.50		Anna Ward (MO)	6-22-89
85	2:31.2		Ivy Granstrom (CAN)	10-25-96
	2:50.3		Mary Ames (CA)	7-17-88
86	2:13.66		Rosario Iglesias (MEX)	7-26-97
	2:57.4		Mary Ames (CA)	5-7-89
87	2:28.79		Ivy Granstrom (CAN)	6-19-99
88	2:46.43		Ivy Granstrom (CAN)	8-11-00
	3:54.3		Marion Higgins (CA)	6-28-81
89	2:46.16		Rosario Iglesias (MEX)	8-20-00
90	3:06.85		Rosario Iglesias (MEX)	7-13-01
92	3:45.62		Bertha Holt (OR)	6-29-96

800 METERS

35	1:57.25		Doina Melinte (ROM)	6-28-92
	1:58.41		Jearl Clark (US)	8-16-02
	1:58.48		Joetta Clark (US)	8-16-97
36	1:56.53		Lyubov Gurina (URS)	7-30-94
	1:57.84		Joetta Clark (US)	8-8-98
37	1:57.76		Lyubov Gurina (URS)	7-22-95
	1:58.08		Regina Jacobs (US)	6-24-00
38	1:58.70h		Lyubov Gurina (URS)	8-11-95
	1:58.7		Ileana Silai (ROM)	8-21-80
39	1:59.78		Ruth Wysocki (CA)	8-23-95
	1:58.90		Lyubov Gurina (URS)	7-8-97
40	2:00.20		Ruth Wysocki (CA)	4-9-96
	1:59.59		Lyubov Gurina (URS)	8-18-97
	2:03.95		Ruth Wysocki (CA)	5-3-97
41	2:01.59i		Y. Podkopayeva (URS)	2-6-94
	2:15.07		Rose Monday (CA)	8-12-00
42	1:59.25		Y. Podkopayeva (URS)	6-30-94
	2:18.6		Diana Hell (CA)	5-7-00
43	2:03.98i		Y. Podkopayeva (URS)	2-24-96
	2:19.4		Laurie Binder (CA)	8-1-91
44	2:02.14i		Y. Podkopayeva (URS)	2-18-97
	2:21.75		Dee Dee Grafius (CA)	8-13-93
45	2:14.92		Barbara Blurton (GBR)	2-16-96
	2:18.87		Dee Dee Grafius (CA)	5-14-94
46	2:02.82		Y. Podkopayeva (URS)	6-28-98
	2:20.67		Dee Dee Grafius (CA)	7-18-95
47	2:13.13		Jeanette Flynn (AUS)	2-13-99
	2:27.9		Marilyn Harbin (CA)	3-10-85
48	2:18.72		Dee Dee Grafius (CA)	7-12-97
49	2:17.69		Barbara Lehmann (GER)	8-9-91
	2:26.6		Shirley Matson (CA)	9-8-90
50	2:21.05		Barbara Lehmann (GER)	5-23-92
	2:21.98		Dee Dee Grafius (CA)	4-17-99
51	2:21.70		Barbara Lehmann (GER)	7-10-93
	2:25.29		Shirley Matson (CA)	8-15-92
52	2:21.9		Carolyn Oxtou (GBR)	7-24-96
	2:33.9		Yvette La Vigne (CA)	6-13-92
53	2:23.60		Dee Dee Grafius (CA)	6-23-02
54	2:33.59i		Gerda Van Kootin (HOL)	2-13-94
	2:34.43		Lynn Naftel (CA)	6-19-99
55	2:22.47		Carolyn Oxtou (GBR)	8-30-98
	2:30.53		Jane Arnold (CT)	6-8-96
56	2:33.40		Diane Palmason (CAN)	6-13-94
	2:39.7		Vicky Bigelow (CA)	7-18-92
57	2:32.17		Diane Palmason (CAN)	7-18-95
	2:40.44		Rae Baymiller (NY)	7-7-01
58	2:32.44		Anne Stobaus (AUS)	8-3-99
	2:49.9		Joyce Hals (MA)	7-13-91
59	2:43.35		Gerda Van Kootin (HOL)	9-18-98
	2:47.39		Joyce Hals (MA)	7-21-91
60	2:36.94		Gerda Van Kootin (HOL)	8-3-99
	2:41.01		Jeanne Hoagland (CA)	7-22-97
61	2:45.18i		Gerda Van Kootin (HOL)	3-11-01
	2:51.28		Vicky Bigelow (CA)	8-22-96
62	2:40.58		Diane Palmason (WA)	8-18-00
63	2:40.91		Carolyn Sue Cappetta (MA)	8-3-99
64	2:49.42		Jean Horne (CAN)	7-22-97
	2:57.6		Vicky Bigelow (CA)	5-20-00
	2:57.60		Jeanne Daprano (GA)	5-5-01
65	2:44.43		Jeanne Daprano (GA)	8-10-02
66	2:51.41		Suzi Macleod (OR)	8-3-99
	3:10.65		Elfriede Hodapp (GER)	8-12-00
67	3:00.50		Monica Shone (GBR)	8-21-02
	3:11.78		Sumi Onodera (CA)	7-8-95
68	3:03.14		Gerry Davidson (CA)	7-23-89

69	3:12.98		Sumi Onodera (CA)	7-22-97
70	3:13.66		Nina Naumenko (URS)	7-18-95
	3:20.71		Sumiye Leonard (CA)	8-13-98
71	3:10.72		Nina Naumenko (URS)	7-26-96
	3:28.11		Toshiko D'Elia (NJ)	3-17-01
72	3:26.53		Hazel Cameron (CAN)	8-22-96
	3:30.0		Polly Clarke (CO)	8-8-82
73	3:17.88		Nina Naumenko (URS)	9-18-98
	3:34.69		Polly Clarke (CO)	9-24-83
74	3:32.29		Johanna Luther (GER)	11-29-87
	3:43.85i		Louise Adams (CAN)	3-31-96
75	3:32.98		Johanna Luther (GER)	8-1-89
	3:37.19		Pearl Mehl (CO)	9-2-89
76	3:52.09		Polly Clarke (CO)	7-18-86
	3:39.25		Johanna Luther (GER)	7-21-91
	3:58.41		Pearl Mehl (CO)	9-1-91
78	3:58.5		Bess James (CA)	6-18-88
79	4:15.07		Bess James (CA)	8-1-89
	3:54.81		Johanna Luther (GER)	10-10-93
	4:09.77		Gerry Davidson (CA)	9-29-01
81	4:03.47		Lenore Marvin (CAN)	7-9-01
	5:51.51		Pearl Mehl (CO)	7-18-95
82	4:48.59		Ivy Granstrom (CAN)	10-10-93
	5:11.81		Mary Haines (CT)	7-22-97
83	4:23.48		Rosario Iglesias (MEX)	10-10-93
	5:12		Anne Clarke (IL)	7-10-93
	4:31.35		Rosario Iglesias (MEX)	7-18-95
	5:50.2		Hulda Crooks (CA)	7-13-80
85	5:08.1		Ivy Granstrom (CAN)	6-14-97
	6:14.1		Mary Ames (CA)	9-3-88
86	5:00.58		Rosario Iglesias (MEX)	7-22-97
	6:38.6		Mary Ames (CA)	6-18-89
87	5:31.12		Rosario Iglesias (MEX)	8-1-98
88	6:18.29		Rosario Iglesias (MEX)	8-3-99
	7:28.6		Eula Weaver (CA)	6-26-77
89	6:59.58i		Ivy Granstrom (CAN)	3-27-01
90	6:59.18		Rosario Iglesias (MEX)	7-9-01

1500 METERS

35	3:57.73		Maricica Puica (ROM)	8-30-85
	4:02.29		Regina Jacobs (US)	6-27-98
36	3:59.35		Violeta Szekely (ROM)	7-20-01
	4:00.35		Regina Jacobs (US)	8-21-99
37	3:58.5		Ileana Silai (ROM)	6-16-79
	4:01.01		Regina Jacobs (US)	7-16-00
38	4:01.02		Regina Jacobs (US)	7-12-02
39	4:01.06		Regina Jacobs (CA)	8-30-02
40	4:02.03		Y. Podkopayeva (URS)	8-8-92
	4:08.69		Ruth Wysocki (CA)	5-18-97
41	4:02.48		Y. Podkopayeva (URS)	8-7-93
	4:38.73		C. Urish-mclatchie (TX)	10-16-93
42	3:59.78		Y. Podkopayeva (URS)	7-18-94
	4:39.8		Miki Gorman (CA)	9-3-77
43	4:03.43		Y. Podkopayeva (URS)	7-25-95
	4:47.3		Sandra Knott (OH)	1-14-81
44	4:02.76		Y. Podkopayeva (URS)	7-9-96
	4:51.8		C. Urish-mclatchie (TX)	5-24-96
45	4:13.27		Y. Podkopayeva (URS)	6-25-97
	4:48.19		Joan Colman (CA)	8-5-89
46	4:33.29		Jeanette Flynn (AUS)	12-13-97
	4:53.59		Carol Flexer (WA)	8-5-89
47	4:45.84		Barbara Lehmann (GER)	8-5-89
	4:59		Marilyn Harbin (CA)	3-10-85
48	4:39.75		Maureen De St Croix (CAN)	7-13-01
	4:48.22		Shirley Matson (CA)	8-5-89
49	4:40.48		Barbara Lehmann (GER)	7-15-91
	5:00.0		Shirley Matson (CA)	9-8-90
50	4:43.10		Jutta Pedersen (SWE)	6-1-97
	4:52.55		Katie Martin (CA)	8-11-02
51	4:48.85		Barbara Lehmann (GER)	5-29-93
	4:57.44		Shirley Matson (CA)	8-16-92
52	4:50.5		Carolyn Oxtou (GBR)	7-28-96
	5:13.3		Mila Kanja (NY)	6-19-83
53	4:48.78		Carolyn Oxtou (GBR)	

57	6:20.41	Anne Trigg (FL)	1-2-82	13:15.6	Jaelyn Caselli (CA)	7-6-86	16:18.54	Kim Jones (WA)	8-15-96	86	37:02.30	Matsue Nishiyama (JPN)	10-11-93
58	5:58.32i	Joan Ottaway (CA)	3-23-02	12:32.44	M. Czerwenka-vogel (GER)	6-6-96	15:23.72	Mary Slaney (OR)	5-31-98	87	54:25.60	Mary Haines (CT)	7-6-01
59	5:57.99i	Marie Michelsohn (NY)	3-24-01	13:33.2	Jaelyn Caselli (CA)	7-18-87	15:20.59	Elena Fidatov (ROM)	8-7-00	87	42:50.86i	Ivy Granstrom (CAN)	6-20-99
60	5:57.39	Marie Michelsohn (NY)	9-1-02	12:52.15	M. Czerwenka-vogel (GER)	6-8-97	16:02.27	Carmen Troncoso (TX)	11-23-99	89	54:15.68i	Ivy Granstrom (CAN)	3-25-01
61	6:42.90	Elizabeth Szawlowski (MA)	6-24-94	13:49.6	Lenore Marvin ()	12-10-87	16:05.68	Carmen Troncoso (TX)	7-17-00				
62	6:33.23	Jeanne Hoagland (CA)	5-20-99	13:49.0	Pat Dixon (OR)	7-24-87	16:08.13	Evy Palm (SWE)	9-29-84				
63	6:24.8	Joselyn Ross (GBR)	9-18-91	13:48.4	Josefa Vocos (ARG)	11-24-95	17:42.61	Barbara Acosta (CA)	8-10-00				
64	6:35	Pat Dixon (OR)	7-23-82	15:30.0	Judy Simon (CA)	8-10-85	15:51.7	Nicole Leveque (FRA)	6-12-94				
65	6:41.0	Jeanne Daprano (GA)	5-5-01	13:27.8i	Nina Naumenko (URS)	4-5-96	17:35	Shirley Matson (CA)	8-25-84				
66	6:25.2	Jeanne Daprano (GA)	10-10-01	15:15.9	Ellen McCoy (MN)	3-24-93	15:58.16	Nicole Leveque (FRA)	7-1-95				
67	6:55.6	Pat Dixon (OR)	6-22-85	15:01.41	Johanna Luther (GER)	9-22-84	17:42.61	Mary Wood (CO)	7-22-89				
68	6:59.89i	Toshiko D'Elia (NJ)	3-22-97	14:47.4	Johanna Luther (GER)	4-10-86	15:55.79	Nicole Leveque (FRA)	6-1-96	35	31:20.28	Ingrid Kristiansen (NOR)	8-10-91
69	7:11.10	Pat Dixon (OR)	12-6-87	17:33.94	Marie Stafford (OR)	6-21-92	17:45.03	Joan Colman (CA)	8-4-89	36	32:19.50	F. Larrieu-smith (TX)	9-30-88
70	7:13.86i	Toshiko D'Elia (NJ)	3-27-99	15:27.4	Ivy Granstrom (CAN)	7-27-85	17:43.55	Elis Raap (HOL)	6-12-93	36	32:19.50	Zoya Ivanova (URS)	7-2-88
71	7:26.0	Pat Dixon (OR)	6-24-89	15:29.51i	Louise Adams (CO)	2-26-95	18:01.78	Carol Flexer (WA)	8-4-89	37	32:26.41	Pat Storey (CA)	3-23-85
72	7:19.44i	Toshiko D'Elia (NJ)	3-24-01	14:48.0	Johanna Luther (GER)	12-9-87	17:40.77	Elaine Statham (GBR)	7-25-91	38	31:28.92	Lynn Jennings (NH)	7-13-97
73	8:18.2i	Margaret Lopez (NJ)	3-24-84	15:41.13	Louise Adams (CO)	3-29-96	17:59.0	Bernadine Fortenski (NZZL)	7-24-82	39	31:28.92	F. Larrieu-smith (TX)	4-4-91
74	7:29.22i	Pearl Mehl (CO)	3-28-87	15:41.66i	Louise Adams (CO)	3-21-97	17:32.13	Vicky Bigelow (CA)	8-4-89	39	33:34.7	Priscilla Welch (GBR)	6-2-84
75	8:06.38i	Louise Adams (CO)	3-30-96	16:58.2	Algene Williams (IL)	7-11-92	17:48.67	Bernadine Fortenski (NZZL)	8-4-89	40	36:00.3	Judy Fox (CA)	6-27-80
76	8:26.29i	Louise Adams (CO)	3-22-97	16:33.0	Berta Hiescher (GER)	9-13-86	18:39.66	Janet Jordan (OR)	8-11-98	41	33:56.44	Birgit Bringslid (SWE)	8-3-86
77	8:58.8	Ivy Granstrom (CAN)	10-18-87	20:27.0i	Pearl Mehl (CO)	3-24-91	19:17.02	Janet Jordan (OR)	8-11-98	41	34:58.54	Carmen Troncoso (TX)	4-17-99
78	13:14	Marilla Salisbury (CA)	6-7-84	19:17.80i	Judith Kazdan (CAN)	3-14-98	19:17.02	Jutta Pedersen (SWE)	7-25-97	42	34:26.4	Wadelyn Nee-schlentz (NJ)	4-25-02
79	12:57.0	Mary Varani (MI)	3-23-96	20:55.2yi	Mary Varani (MI)	3-23-96	17:25.6	Shirley Matson (CA)	9-26-91	42	34:46.4	Joyce Smith (GBR)	2-27-80
80	9:49.40	Marilla Salisbury (CA)	7-11-87	21:31.39	Gerry Davidson (CA)	9-16-00	18:02.0	Shirley Matson (CA)	8-13-92	43	35:45.6	Miki Gorman (CA)	9-3-77
81	12:03.93i	Ivy Granstrom (CAN)	5-31-92	18:20.6	Anne Clarke (IL)	7-9-90	18:14.59	Shirley Matson (CA)	8-13-92	43	32:12.07	Nicole Leveque (FRA)	8-13-94
82	13:27.51i	Pearl Mehl (CO)	3-30-96	26:53.20i	Pearl Mehl (CO)	3-29-96	18:34.18	Edeltraud Pohl (GER)	7-30-88	44	36:21.9	Miki Gorman (CA)	7-27-79
84	12:03.93i	Ivy Granstrom (CAN)	3-30-96	23:41.32i	Ivy Granstrom (CAN)	3-29-96	18:18.12	Joan Ottaway (CA)	8-23-96	44	32:47.25	Evy Palm (SWE)	7-5-86
86	11:54.42	Ivy Granstrom (CAN)	6-27-98	25:09.0	Mary Ames (CA)	5-30-87	18:34.74	Elaine Statham (GBR)	7-22-97	45	32:38.54	Mary Wood (CO)	8-4-89
87	13:00.96i	Ivy Granstrom (CAN)	3-27-99	25:29.6	Mary Ames (CA)	5-30-87	18:25.58	Edeltraud Pohl (GER)	5-5-97	45	39:31.07	Nicole Leveque (FRA)	6-15-96
88	14:33.82	Ivy Granstrom (CAN)	7-1-00	24:08.62	Ivy Granstrom (CAN)	6-28-98	19:17.72	Vicky Bigelow (CA)	8-4-89	46	32:34.08	Marina Jones (CA)	8-9-97
				25:04.37	Ivy Granstrom (CAN)	6-19-99	18:43.65	Edeltraud Pohl (GER)	1-25-92	46	32:34.08	Evy Palm (SWE)	9-4-88
							18:59.2	Shirley Matson (CA)	8-23-96	47	33:06.97	Mary Wood (CO)	7-21-91
							19:09.37	Edeltraud Pohl (GER)	1-30-93	47	33:10.89	Nicole Leveque (FRA)	7-17-98
							18:53.19	Shirley Matson (CA)	8-7-97	48	35:35.5	Joan Colman-ottaway (CA)	7-21-91
							19:39.94	Edeltraud Pohl (GER)	2-5-94	48	35:35.5	Bernadine Fortenski (NZZL)	3-1-98
							19:37.76	Joan Ottaway (CA)	7-6-01	49	36:57.25	Vicky Bigelow (CA)	8-21-83
							20:29.4	Edeltraud Pohl (GER)	8-27-94	49	36:57.25	Bernadine Fortenski (NZZL)	3-7-99
							19:59.44	Marion Irvine (CA)	12-1-87	50	36:44.47	Dorothy Stock (CA)	6-19-82
							19:32.07	Edeltraud Pohl (GER)	5-29-96	51	36:51.6	Jutta Pedersen (SWE)	7-19-97
							19:14.8	Shirley Matson (CA)	8-4-89	51	36:51.6	Mary Wood (CO)	7-18-95
							20:09.13	Marion Irvine (CA)	10-19-89	52	37:38.67	Edeltraud Pohl (GER)	6-21-88
							20:15.8	Edeltraud Pohl (GER)	8-15-97	52	36:34.24	Bernadine Fortenski (NZZL)	6-21-02
							20:51.63	Marion Irvine (CA)	9-26-91	52	42:38.30	Judy Groombridge (WA)	8-15-92
							21:03.6	Shirley Brasher (AUS)	8-4-89	53	36:51.28	Ursula Odermatt (SUI)	10-8-83
							21:08.74	Marion Irvine (CA)	8-13-92	53	38:04.07	Joan Ottaway (CA)	8-9-87
							21:48.87	Joselyn Ross (GBR)	7-25-91	54	38:35.44	Edeltraud Pohl (GER)	7-4-91
							21:37.92	June Machala (WA)	8-11-94	54	40:13.2	Margaret Miller (CA)	6-22-80
							22:20	M. Czerwenka-vogel (GER)	8-27-94	55	37:47.95	Edeltraud Pohl (GER)	5-6-92
							21:30.10	Helen Dick (CA)	7-16-89	55	41:32.2	Toshiko D'Elia (NJ)	8-23-85
							22:15.84	M. Czerwenka-vogel (GER)	5-14-95	56	39:13.9	Edeltraud Pohl (GER)	2-13-93
							21:38.87	June Machala (WA)	8-15-96	57	40:19.89	Susan Gustafson (MA)	8-02
							23:38	M. Czerwenka-vogel (GER)	5-19-96	57	37:19.11	Ursula Odermatt (SUI)	7-19-97
							22:01.98	Rita Tomassini (GA)	6-6-87	58	41:03.92	Joan Ottaway (CA)	7-9-01
							22:18.33	Lieselotte Schultz (GER)	6-9-87	58	40:03.8	Jean Albury (AUS)	11-28-87
							22:33.18	June Machala (WA)	8-11-98	58	42:39.8	Marion Irvine (CA)	11-28-87
							23:44.80	M. Czerwenka-vogel (GER)	6-11-98	59	39:18.58	Edeltraud Pohl (GER)	6-19-96
							22:46.68	Toshiko D'Elia (NJ)	7-30-98	59	40:03.46	Shirley Matson (CA)	8-12-00
							24:27.76	Lenore Marvin (CAN)	8-4-89	60	42:18	Jean Albury (AUS)	4-13-90
							23:21.2	Jose Waller (GBR)	7-25-91	60	43:07.45	Eve Fell (US)	8-9-97
							24:09.86	Edeltraud Pohl (GER)	10-4-92	61	41:38.00	Edeltraud Pohl (GER)	8-30-97
							26:56.28	Toshiko D'Elia (NJ)	8-10-00	62	42:58.50	Shirley Matson (CA)	7-13-02
							25:27.0	Helene Glet (FRA)	7-12-00	62	42:51.49	Birgitta Eklund (SWE)	7-8-00
							24:57.43	Louise Adams (CO)	8-11-93	63	44:39.05	Marion Irvine (CA)	8-15-92
							25:09.94	Giuseppina Gurtner (SUI)	7-22-97	63	44:36.96	Birgitta Eklund (SWE)	7-9-01
							25:08.5	Louise Adams (CO)	8-11-94	64	44:51.0	Pat Dixon (OR)	7-16-82
							25:23.79	Johanna Luther (GER)	4-11-87	64	44:19.97	M. Czerwenka-vogel (GER)	4-24-95
							24:31.92	Algene Williams (IL)	8-4-89	65	48:48.8	Jaelyn Caselli (CA)	6-22-85
							27:22.40	Nina Naumenko (URS)	7-31-99	65	44:21.0	Lieselotte Schultz (GER)	7-16-85
							25:14.44	Louise Adams (CO)	8-23-96	66	45:42.98	June Machala (WA)	8-17-96
							27:10.72	Nina Naumenko (URS)	7-12-00	66	44:57.32	M. Czerwenka-vogel (GER)	7-21-96
							25:32.33	Algene Williams (IL)	7-25-91	67	44:30.97	Amy Ernst (US)	5-30-88
							28:46.4	Johanna Luther (GER)	9-2-89	67	44:30.97	Lieselotte Schultz (GER)	8-13-87
							26:00.20	Gerry Davidson (CA)	10-4-87	68	52:46.38	Althea Wetherbee (NY)	7-18-86
							28:14.29	Johanna Luther (GER)	7-13-91	68	46:25.02	M. Czerwenka-vogel (GER)	9-23-98
							27:55.7	Gerry Davidson (CA)	7-30-98	68	49:58.20	Pat Dixon (OR)	8-14-87
							28:14.29	Johanna Luther (GER)	8-1-92	69	48:04.21	Lieselotte Schultz (GER)	9-29-89
							28:51.24	Louise Adams (CO)	8-19-00	69	64:52	Bess James (CA)	8-18-79
							29:48.59	Lenore Marvin (CAN)	7-31-99	70	48:33.8	Jose Waller (GBR)	6-7-92
							28:32.67	Gerry Davidson (CA)	8-10-00	70	49:39.15	Toshiko D'Elia (NJ)	8-12-00
							29:30.02	Johanna Luther (GER)	10-11-93	71	48:10.98	Jose Waller (GBR)	7-17-93
							29:15.88	Gerry Davidson (CA)	7-6-01	71	50:14	Mary Varani (MI)	6-24-89
							30:59.08	Lenore Marvin (CAN)	7-6-01	72	52:17.28	Louise Adams (CO)	8-13-94
							32:56.74	Anne Clarke (IL)	7-25-91	73	52:52.00	Edith Mary Mercier (NZZL)	2-28-96
							36:26.31	Ivy Granstrom (CAN)	8-5-94	74	53:36.45	Algene Williams (IL)	8-4-89
							35:30.31	Mary Haines (CT)	7-22-97	74	50:43.43	Nina Naumenko (URS)	8-3-99
							39:09	Ivy Granstrom (CAN)	7-6-95	75	62:45.70	Bess James (CA)	9-25-83
							34:55.97	Mary Ames (CA)	2-14-87	75	52:08.73	Nina Naumenko (URS)	7-21-91
							40:05	Ivy Granstrom (CAN)	8-11-96	76	56:59.33	Algene Williams (IL)	7-21-91
							39:23.38	Mary Ames (CA)	5-30-87	76	64:58.0	Ivy Granstrom (CAN)	11-28-87
							41:56.2	Ivy Granstrom (CAN)	7-22-97	77	67:35.18	Dawn Russell (OR)	7-9-01
								Mary Ames (CA)	4-30-88	77	53:13.63	Johanna Luther (GER)	7-21-91

Pending marks
62 p20:41.57 Rona Frederiks (GER) 8-21-02

10,000 METERS

39	p4:37.73	Ruth Wysocki (CA)	- -96	42	p9:22.6	Evy Palm (SWE)	- -84
61	p6:42.13	Connie Shaw (CAN)	6-8-89	43	p9:25.62	Evy Palm (SWE)	- -85
77	p7:44.48	Ellen Julius (FL)	10-25-88	53	p11:38	Zofia Turoszt (CT)	7-14-91

3000 METERS

35	8:23.23	Edith Masai (KEN)	7-12-02	35	10:24.13i	C. Urish-mclatchie (TX)	3-29-87
8	8:39.14i	Regina Jacobs (US)	3-5-99	36	11:54.41	Rita Doherty (MA)	2-8-85
37	8:31.08	Regina Jacobs (US)	8-9-99	37	12:20.01	Rita Doherty (MA)	3-24-85
36	8:39.45	Marcica Puica (ROM)	9-1-87	38	9:23.38 i	Regina Jacobs (CA)	1-27-02
5	8:42.55	Regina Jacobs (US)	6-25-00	39	11:39.61	Nina Kuscsik (US)	

64:28.64	Louise Adams(CO)	8- 3-99
78 56:39.06	Johanna Luther(GER)	7- 3-92
79 60:23.54	Lenore Marvin(CAN)	8- 3-99
93:43.0	Marilla Salisbury(CA)	8- 1-87
80 58:40.03	Johanna Luther(GER)	10- 8-93
1:47:2	Marilla Salisbury(CA)	11-28-87
81 65:47.2	Anne Clarke(IL)	7- 6-91
82 73:33.0	Ivy Granström(CAN)	8-13-94
83 76:32.04	Ivy Granström(CAN)	7- 8-95
84 84:33.0	Mary Ames(CA)	7-11-87
85 95:17.92	Ivy Granström(CAN)	7-19-97
106:57.50	Mary Haines(CT)	8- 3-99
86 1:57:53.18	Mary Haines(CT)	7- 9-01
88 86:55.70	Ivy Granström(CAN)	7- 3-00

Pending marks
56 p7-434 11.662 Laurel Henley(US) 5- 7-72

2000 METER STEEPLECHASE (36")

35 7:05.96	Veronica Boden(GBR)	7-17-94
8:22.89	Sue Grigsby(WA)	8-14-92
7:24.89	Jennifer Fisher(BER)	8-22-96
8:10.04	Marilyn Brandt(NY)	8- 4-95
7:48.32	Victoria Adams(NZL)	7-27-91
7:55.84	Marilyn Brandt(NY)	6- 1-96
7:22.34	Sally Young(GBR)	7-17-94
8:05.51	Kim Rupert(CA)	10-13-93
7:29.70	Victoria Adams(NZL)	3-13-93
7:58.54	Kim Rupert(CA)	8-12-94
7:47.56	Marietjie Ceronio(RSA)	8- 8-97
7:57.65	Jane Holmes(GBR)	8- 5-89
10:20.96	Susan Ward(CA)	8- 5-89
7:49.41	Maureen De St Croix(CAN)	7-23-95
8:10.81	Kim Rupert(CA)	8- 8-97
7:50.6	Antionette Shaw(AUS)	11-30-91
9:05.83	Shelley Keeling(NY)	7-23-95
7:48.8	Antionette Shaw(AUS)	11- 4-92
8:37.62	Shelley Keeling(NY)	6- 1-96
7:45.96	Joan Colman(CA)	8- 5-89
8:11.88	Judy Warick(CAN)	7-23-95
7:59.94	Cheryl Kincaid(CA)	7-23-95
7:54.19	Margaret Orman(NZL)	8- 5-89
8:06.60	Joan Colman-ottaway(CA)	7-27-91
7:50.2	Joan Colman-ottaway(CA)	7-25-92
9:38.08	Margaret Orman(NZL)	7-27-91
7:58.2	Margaret Orman(NZL)	3-14-92
8:10.47	Joan Colman-ottaway(CA)	8-12-94
7:43.99	Margaret Orman(NZL)	3-13-93
8:15.03	Joan Ottaway(CA)	7- 7-95
8:12.2	Margaret Orman(NZL)	7- 8-94
10:06.19	Judy Groombridge(WA)	8-14-92
10:43.64	Rachel E. Rossouw(RSA)	7-23-95
13:28.79	Jean Moule(GBR)	6-19-99
10:26.4	Ruth Carrier(CAN)	6- 9-85
10:28.34	Tami Graf(CA)	6-22-91
8:13.4	Margaret Orman(NZL)	3-15-97
9:52.28	Sally Stradzins(US)	8- 5-89
10:06.2	Ruth Carrier(CAN)	8- 2-87
10:08.14	Madeline Bost(NZL)	8- 3-96
8:52.3	Margaret Orman(NZL)	12- 5-98
9:39.15	Madeline Bost(NZL)	8-22-96
10:10.4	Ruth Carrier(CAN)	6-11-89
12:22.27	Alet Ten Tusscher(RSA)	10-13-93
11:04.56	Ruth Carrier(CAN)	7-27-91
10:29.91	Nan Little(NZL)	4- 2-88
11:28.01	Ruth Carrier(CAN)	10-13-93
15:46.83	Mitsuko Miura(JPN)	10-13-93
12:44.78	Tina Smit(AUS)	4-18-92

2000 METER STEEPLECHASE (30")

35 6:30.83	Leslie Lehane(MA)	7-31-98
7:24.67	Jane Pidgeon(GBR)	7-15-00
7:58.89	Gail Ledbetter(NV)	8-27-99
7:17.78	Jane Pidgeon(GBR)	7-14-01
7:34.15	Slavica Poznik(SLV)	9-19-98
9:15.44	Julie Hilsenteger(OR)	8-11-00
7:46.83	Slavica Poznik(SLV)	8- 8-99
7:54.85	Slavica Poznik(SLV)	7-15-00
7:59.59	Sue Grigsby(WA)	7-27-97
7:16.82	Elaine Cooper(AUS)	7-14-01
7:42.55	Dee Ann Dougherty(OR)	8-11-00
7:52.40	Teena Colebrook(GBR)	8- 8-99
9:39.60	Laura Schwartz(OR)	8-11-00
7:37.90	Karen Gillium-green(NZL)	8- 8-99
8:01.02	Kim Rupert(CA)	8-11-00
7:44.53	Victoria Adams(NZL)	8- 8-99
8:21.66	Sue Grigsby(WA)	6-29-02
8:10.07	Olga Mabel Mercado(ARG)	8- 8-99
8:08.38	Victoria Adams(NZL)	7-14-01
8:37.81	Robin Vesey(OR)	6-23-01
7:59.15	Josie Heffernan(GBR)	8- 8-99
10:38.40	Ashley Sumner(MD)	8-14-98
8:08.79	Gail Kirkman(NZL)	7-14-01
10:00.7	Nancy Cochrane(CA)	9-29-01
13:19.92	Judith Stewart(NZL)	8- 8-99
9:08.41	Judy Warick(CAN)	8-18-00
7:58.78	Loris Reed(NZL)	1-22-00
8:51.12	Hillen Stubendorff(LA)	7-26-01
8:52.69	Hillen Stubendorff(LA)	5- 4-02
8:57.66	Irene Davey(AUS)	7-14-01
10:25.56	Mary C Trotto(NY)	7-14-01

55 9:02.37	Anezka Janeckova(CZE)	8-25-02
10:15.60	Mary C Trotto(NY)	8- 9-02
9:03.34	Marge Allison(NZL)	7-14-01
9:10.57	Joan Ottaway(CA)	7-14-01
9:01.49	Margaret Orman(NZL)	2- 5-00
9:19.43	Marie Michelson(NY)	7-23-00
9:18.23	Magdalena Tomlinson(RSA)	7-14-01
8:47.67	Marie Michelson(NY)	8- 9-02
20:06.66	Jan Murray(AUS)	7-14-01
10:56.98	Madeline Bost(NZL)	7-14-01
9:59.23	Sara Urrutia(JPN)	8- 8-99
10:17.10	Kimiko Nakamura(JPN)	7-14-01
10:35.16	Sara Urrutia(JPN)	7-14-01
10:53.95	Dawn Cumming(NZL)	8- 8-99
10:30.07	Ana Tebes(ARG)	8- 8-99
10:23.82	Ana Tebes(ARG)	11-11-00
12:19.45	Shirley Brasher(AUS)	8- 8-99
12:30.49	Shirley Brasher(AUS)	7-14-01

Pending marks

38 p6:51.97	Chantal Dallenbach(FRA)	7-14-01
39 p7:35.79	Loretta Rubini(ITA)	7-15-00
39 p7:46.73	Pam Allie-morrill(US)	8- 9-02
40 p7:23.48	Loretta Rubini(ITA)	7-14-01
42 p8:24.73	Emily Macdonald(US)	8- 9-02
43 p7:37.90	Karen Gillium-green(NZL)	7-14-01
43 p8:54.48	Ilse Wohlgenannt(AUT)	8-25-02
49 p8:08.79	Gail Kirkman(NZL)	7-14-01
62 p12:01.00	Jerri Martin(CA)	9-18-99

100 METER HURDLES (30"/33")

35 12.40 +1.2	Gail Devers(CA)	7- 2-02
13.04	Y. Chernyshova(RUS)	6-19-94
13.28	Jackie Joyner-kersee(US)	7-19-98
12.9	Nadezhda Bodrova(UKR)	7-17-98
13.70w	Jane Frederick(CA)	6-13-89
13.20 +1.2	Clova Court(GBR)	8-29-98
18.8	Irene Thompson(NY)	7- 5-92
14.4	Judy Vernon(GBR)	8-24-85
14.7	Carmen Brown(US)	8-13-82
14.5	Judy Vernon(GBR)	7- 6-86
15.71	Cherrie Sherrard(CA)	8- 1-79
15.4	Cherrie Sherrard(CA)	7-12-80
19.1	Sharon Bintliff(HI)	3-24-78
16.3	Cherrie Sherrard(CA)	7-24-82
15.2	Cherrie Sherrard(CA)	7- 3-83
15.65	Linda Lowery(GA)	5-10-97
17.3	Edith Graff(BEL)	10- 1-88
19.27d	Christel Miller(CA)	8-11-82
19.33	Hella Werner(GBR)	10- 4-86
19.7	Veronica Welgemoed(RSA)	3-23-84
21.5	Alice Leicht(CA)	9- 8-84
20.9	Shirley Kinsey(CA)	8-21-83

Pending or wind aided marks

35 w12.29 +2.7	Gail Devers(CA)	5-26-02
p16.4	Hella Werner(GBR)	- 8-1
p16.9	Verny Falkeborg(DEN)	- 8-1
w5:01 NWI	Linda Lowery(GA)	5- 5-01

80 METER HURDLES (30")

40 11.66 +1.4	Christine Muller(SWI)	9-16-98
11.78	Deby Sweezy(CA)	8-12-93
11.60 -3.0	Anne Moritz(GBR)	7-13-00
11.86	Deby Sweezy(CA)	8-12-94
12.19 +2.0	Jnge Dech(GBR)	8-25-95
12.25	Phil Raschker(GA)	7-30-89
13.1	Anne Moritz(GBR)	8-23-02
11.92	Deby Sweezy(CA)	6- 9-90
12.0	Jan Hynes(AUS)	8- 8-97
12.34	Rini Hagenars(HOL)	3-25-89
12.5	Cherrie Sherrard(CA)	6- 7-97
12.2pe	Phil Raschker(GA)	7-14-84
12.22	Phil Raschker(GA)	7-10-93
12.28	Phil Raschker(GA)	8- 5-94
12.34	Corrie Roovers(HOL)	7-14-82
12.7	Phil Raschker(GA)	7-19-95
12.34	Corrie Roovers(HOL)	9-28-83
12.7	Corrie Roovers(HOL)	6-22-85
14.9pe	Marlene Sachs(VT)	7-10-93
12.68	Phil Raschker(GA)	7-23-97
13.22	Wendy Marie Ey(AUS)	7-30-89
14.7	Christel Miller(CA)	10- 4-86
12.91 +0.1	Phil Raschker(GA)	8-27-99
13.31	Phil Raschker(GA)	6-10-00
13.47 -1.9	Phil Raschker(GA)	7-26-01

55 13.03	Phil Raschker(GA)	8- 9-02
13.30	Corrie Roovers(HOL)	7-20-91
15.9	Becky Sisley(OR)	6-22-95
13.95	Corrie Roovers(HOL)	6-12-93
15.47	Lynn Naftel(CA)	10- 5-02
13.94 +0.4	Corrie Roovers(HOL)	6- 5-94
16.56p	Christel Miller(CA)	8-11-93
14.43 -0.6	Mariane Maier(AUT)	8-23-02
17.67	Christel Miller(CA)	8-12-94
17.68	Betty Vosburgh(US)	8- 5-90
13.89	Corrie Roovers(HOL)	6-15-96
16.45	Betty Vosburgh(US)	7-21-91
14.30	Corrie Roovers(HOL)	7-24-96
19.38	Barbara Jordan(VT)	8- 9-97
15.18	Leili Kaas(RUS)	7-22-97
15.19	Ingeborg H. Schott(GER)	7-13-00
18.81 +1.6	Barbara Jordan(VT)	8-19-98
14.79 +1.1	Barbara Jordan(VT)	9-16-98
17.32 +0.7	Barbara Jordan(VT)	8-27-99
15.21 +0.7	Hella Werner(GBR)	8- 4-99
15.29 +0.7	Leili Kaas(EST)	8- 4-99
19.44	Leonore McDaniels(VA)	8-14-92
15.30 -0.6	Leili Kaas(EST)	7-13-00
18.73 -1.5	Barbara Jordan(VT)	7-26-01
15.71 -0.4	Asta Larsson(SWE)	8- 8-98
17.38 0.0	Barbara Jordan(VT)	8- 9-02
16.11 +0.5	Asta Larsson(SWE)	8- 4-99
19.67 -1.5	Flo Meiler(VT)	7-26-01
16.20 -0.6	Asta Larsson(SWE)	7-13-00
18.66	Johnnye Valien(TX)	6- -94
18.67	Flo Meiler(VT)	8- 9-02
69 17.4 -0.5	Shirley Peterson(NZL)	10-25-97
19.01	Johnnye Valien(TX)	8-12-94
17.46	Shirley Peterson(NZL)	11-28-98
21.22 +0.8	Leonore McDaniels(VA)	7-31-98
19.14 +0.5	Isabella Hofmeyr(RSA)	8- 4-99
21.7	Johnnye Valien(TX)	8-10-96
27.74	Rosaline Sole(NZL)	11-29-87
20.35 +0.8	Johnnye Valien(CA)	7-31-98
21.12 +0.5	Johnnye Valien(CA)	8- 4-99
21.11 -2.7	Johnnye Valien(CA)	8-18-00
23.02 -2.6	Johnnye Valien(CA)	7-25-01

400 METER HURDLES (30")

Pending or wind aided marks

41 w11.55 +2.8	Jocelyn Harwood(GBR)	8- 3-99
p12.12	Gudrun Komoll(GER)	8-19-88
w11.4	Deby Sweezy(CA)	7-12-97
w13.19 +2.4	Phil Raschker(GA)	8-11-00
w15.05	Lynn Naftel(CA)	7-13-02
w16.58	Christel Miller(CA)	5-26-96
w20.08	Johnnye Valien(TX)	8-22-96

35 54.37	Marina Stepanova(URS)	8- 2-85
64.0	Joy Upshaw-margerum(HI)	7-13-96
52.94	Marina Stepanova(URS)	9-17-86
66.55	Joy Upshaw-margerum(HI)	8- 9-97
55.25	Marina Stepanova(URS)	7- 2-87
68.12	Joy Upshaw-margerum(HI)	8-13-98
55.25	Gowry Retchaken(GBR)	7-18-98
62.30	Maria Sangous Espina(ESP)	5-29-94
70.68	Phil Raschker(GA)	7-19-86
58.3	Gowry Retchaken(GBR)	9- 2-00
65.03	Phil Raschker(GA)	12- 5-87
62.19	Maria Sangous Espina(ESP)	6- 9-96
65.53	Joy Upshaw-margerum(HI)	8-11-02
63.33	Maria Sangous Espina(ESP)	6-14-97
70.6	Tina Stough(CA)	5-28-95
62.8	Jan Hynes(AUS)	11- 7-87
70.11	Stella Otecha(GBR)	8-13-00
66.93	Maria Sangous(SPA)	8- 1-99
72.49	Heidi Sause(OR)	8-13-98
63.23	Maria Sangous Espina(ESP)	7- 8-00
71.20	Pamela Calvert(MD)	7- 6-91
68.72	Marge Allison(NZL)	7-25-91
75.42	Tina Stough Bowman(CA)	6-12-99
64.4	Marge Allison(NZL)	10-19-91
71.87	Irene Thompson(NY)	7-11-01
69.42	F. Kummerle-valk(GER)	8- 3-89
64.09	Jan Hynes(AUS)	4- 3-94
60.71	Phil Raschker(GA)	4-14-97
82.9	Veronica Welgemoed(RSA)	5-19-84
77.53	Mary C Trotto(NY)	8-13-00

Pending marks

41 p61.58	M. Ferriera Santos(BRA)	7- 7-01
p68.51	Jorunn Sundal(NOR)	10-13-93

300 METER HURDLES (30")

50	45.8	Jan Hynes (AUS)	9- 3-94
	49.20	Phil Raschker (GA)	7-20-97
51	51.41	Waltraus Kraehe (GER)	7- 8-00
	67.0	Ann Carter (GA)	9-25-93
52	51.41	Jean Hulle (GBR)	8-13-00
	65.30	Skipper Clark (NY)	7-25-91
53	52.04	Y. Patricia Priestman (GBR)	8- 1-99
	52.61	Phil Raschker (GA)	9-16-00
54	50.87	Waltraus Kraehe (GER)	8-17-02
	72.66	Tami Graf (CA)	6-23-91
55	49.14	Phil Raschker (GA)	8-11-02
56	52.11	Corrie Roovers (HOL)	7-25-91
57	53.37	Lynn Naffel (CA)	8-11-02
58	54.58	Corrie Roovers (HOL)	10-13-93
59	55.20	Jean Hulle (GBR)	7-11-98
	57.2	Betty Vosburgh (GA)	5-27-91
60	53.05	Corrie Roovers (HOL)	7-16-95
	56.80	Betty Vosburgh (GA)	7- 6-91
61	58.59	Asta Larsson (SWE)	10-13-93
	58.88	Betty Vosburgh (GA)	8-15-92
62	56.54	Erika Sauer (GER)	8-17-02
	68.08	Barbara Jordan (VT)	8-13-98
63	57.54	Corrie Roovers (HOL)	9-12-98
	65.03	Barbara Jordan (VT)	8-28-99
64	64.46	Gerl Hjelde (NOR)	7-20-97
	67.40	Leonore McDaniels (VA)	8-15-92
65	64.66	Barbara Jordan (VT)	7-28-01
66	62.45	Betty Vosburgh (GA)	8- 9-97
67	66.90	Isabella Hofmeyr (RSA)	7-16-95
	72.56	Leonore McDaniels (VA)	7-16-95
68	71.85	Asta Larsson (SWE)	7- 8-00
	78.61	Flo Meiler (VT)	8-11-02
69	67.97	Isabella Hofmeyr (RSA)	7-20-97
	87.78	Patricia Peterson (NY)	7- 8-95
70	70.38	Isabella Hofmeyr (RSA)	5-28-99
	76.50	Leonore McDaniels (VA)	8- 1-98
71	68.82	Isabella Hofmeyr (RSA)	8- 1-99

HIGH JUMP

35	6'4 1/2	1.94 Y. Panikarovskykh (RUS)	2- 8-95
	6'2	1.88 Cindy Crawford (US)	6-20-92
36	6'5	1.96 Inga Babakova (UKR)	7-25-02
	6'1 1/4	1.86 Jane Frederick (CA)	6-15-88
37	6'2 3/4	1.90 Y. Panikarovskykh (RUS)	2-10-97
	5'10 1/2	1.79 Jane Frederick (CA)	6-13-89
38	6'2 1/4	1.89 Y. Panikarovskykh (RUS)	2-14-98
	5'1 1/2	1.56 Theresa Haynes (WA)	7-18-95
39	5'7	1.70 Jenny Brown (GBR)	9-16-98
	5'7	1.70 Ellen Mundinger (GER)	9-17-94
	5'2 1/4	1.70 Alena Plischke (AUT)	11-29-87
	5'7 3/4	1.58 Martha Mendenhall (WA)	6-28-98
40	5'7 3/4	1.72 Carmen Karg (URS)	7-18-95
	5'3 3/4	1.62 Kimberly Harrell (TN)	6-24-00
41	5'7 3/4	1.72 Debbie Brill (CAN)	2-25-95
	5'4 1/2	1.64 Phil Raschker (GA)	9-17-88
42	5'6 1/2	1.69 Jenny L. Kingwill (RSA)	7- 7-01
	5'3 3/4	1.62 Phil Raschker (GA)	5-20-89
43	5'9	1.75 Debbie Brill (CAN)	8-10-96
	5'3	1.60 Martha Mendenhall (WA)	8- 9-97
44	5'7 3/4	1.72 Debbie Brill (CAN)	3-24-91
	4'11 1/2	1.51 Phil Raschker (GA)	6-20-98
45	5'8 3/4	1.75 Debbie Brill (CAN)	5-23-92
	4'11	1.50 Phil Raschker (GA)	8- 6-99
46	5'9 1/4	1.76 Debbie Brill (CAN)	8-11-93
	5'3	1.60 Phil Raschker (GA)	8-13-00
47	5'5	1.65 Debbie Brill (CAN)	8-13-00
	5'1 3/4	1.57 Phil Raschker (GA)	3- 5-94
48	5'2 1/4	1.58 Phil Raschker (GA)	2-25-95
49	5'1	1.55 Weia Reinboud (HOL)	8- 6-99
	5'0 1/4	1.53 Phil Raschker (GA)	3-17-96
50	5'1	1.55 Phil Raschker (GA)	5-25-97
51	5'0 1/4	1.53 Renate Vogel (GER)	7-18-95
	4'4 1/2	1.33 Christel Miller (CA)	3-29-86
52	4'11	1.50 Weia Reinboud (HOL)	8-21-02
	4'9 1/2	1.46 Phil Raschker (GA)	8-28-99
53	4'11 1/2	1.51 Renate Vogel (GER)	7-26-97
	4'9	1.45 Phil Raschker (GA)	8-13-00
54	4'7 1/2	1.45 Taisija Tsentsik (URS)	8- 3-89
	4'1	1.41 Phil Raschker (GA)	6- 8-01
55	4'9	1.45 Phil Raschker (GA)	3-22-02
56	4'9 1/2	1.46 Renate Vogel (GER)	7-12-00
	4'5	1.34 Kathy Bergen (CA)	11-16-96
57	4'7	1.40 Ursula Stelling (GER)	9-16-98
	4'3 1/4	1.30 Linda Douglas (TX)	8-10-02
58	4'8 3/4	1.44 Renate Vogel (GER)	8-21-02
	4'1 1/2	1.26 Christel Miller (CA)	8-12-93

59	4'5	1.35 C. Schmalbruch (GER)	7-26-96
	4'5	1.35 Ursula Stelling (GER)	7-12-00
	4'2	1.27 Barbara Cleveland (FL)	5- 8-99
60	4'6 1/4	1.38 C. Schmalbruch (GER)	8-15-97
	4'1 3/4	1.26 Christel Miller (CA)	7-12-95
61	4'4	1.32 Rietje Dykman (NED)	7-12-00
	4'4	1.32 C. Schmalbruch (GER)	9-16-98
	4'4	1.32 Ursula Stelling (GER)	8-21-02
	4'2	1.27 Barbara Cleveland (FL)	5- 5-01
62	4'4 3/4	1.34 Kathy Bergen (CA)	5-26-02
63	4'4	1.32 C. Schmalbruch (GER)	7-12-00
	4'2 1/4	1.27 Evelyn Wright (MD)	7- 9-00
64	4'3 1/4	1.30 Aida Menezes (BRA)	7- 7-01
	4'3 1/4	1.30 C. Schmalbruch (GER)	7- 7-01
	4'2	1.27 Evelyn Wright (MD)	5- 5-01
65	4'2 1/4	1.28 C. Schmalbruch (GER)	8-21-02
	4'2	1.27 Leonore McDaniels (VA)	8-11-93
66	4'0 1/2	1.23 Leili Kaas (EST)	7- 7-01
	3'11 3/4	1.21 Leonore McDaniels (VA)	5- 7-94
67	3'11 1/2	1.21 Leili Kaas (EST)	8-21-02
	3'11 1/4	1.20 Leonore McDaniels (VA)	7- 7-95
68	3'11 1/4	1.20 Christa Happ (GER)	9-16-98
	3'9 1/4	1.15 Leonore McDaniels (VA)	3-31-96
69	3'11 1/4	1.20 Leonore McDaniels (VA)	8- 9-97
	3'11 1/4	1.20 Christa Happ (GER)	8- 6-99
	3'11 1/4	1.20 Helgi Pedel (CAN)	8-14-93
70	4'0	1.22 Leonore McDaniels (VA)	5- 9-98
71	3'10	1.17 Leonore McDaniels (VA)	5- 8-99
72	3'10 1/2	1.18 Christa Happ (GER)	8-21-02
	3'9 1/4	1.15 Leonore McDaniels (VA)	5-13-00
73	3'9 3/4	1.16 Helgi Pedel (CAN)	5-31-97
	3'8 1/2	1.13 Leonore McDaniels (VA)	7- 6-01
74	3'7 1/4	1.10 Helgi Pedel (CAN)	9-12-98
	3'5 1/4	1.05 Margaret Hinton (TX)	8-10-96
	3'5 1/4	1.05 Leonore McDaniels (VA)	5- 4-02
75	3'7 1/4	1.10 Helgi Pedel (CAN)	8- 6-99
	3'3 3/4	1.01 Margaret Hinton (TX)	8-17-96
	3'4	1.01 Vivian Nelson (PA)	7- 3-88
76	3'3 1/4	1.00 Ursula Forster (GER)	8-21-02
	3'1 1/4	0.95 Margaret Hinton (TX)	8- 1-98
	3'1 1/4	0.95 Johnnye Valien (CA)	9-29-01
77	3'4 1/2	1.03 Berta Hielscher (GER)	9-20-86
	3'3 1/4	1.00 Margaret Hinton (TX)	3-27-99
78	3'4 1/2	1.03 Berta Hielscher (GER)	6-27-87
	3'1 1/4	0.95 Margaret Hinton (TX)	8-13-00
79	3'1 1/4	0.95 Margaret Hinton (TX)	3-25-01
	3'1 1/2	0.95 Berta Hielscher (GER)	11-28-87
80	3'1 1/4	0.95 Margaret Hinton (TX)	8-10-02
81	3'3 1/4	1.00 Olga Kotelko (CAN)	10-20-00
	2'11 1/2	0.90 Mary Bowermaster (OH)	8-13-98
82	3'2 1/2	0.98 Olga Kotelko (CAN)	6- 9-01
	3'0 1/2	0.93 Mary Bowermaster (OH)	8-28-99
84	2'5 1/2	0.75 Dorothy Bavaro (NY)	8-13-98
85	2'7 1/2	0.80 Margareta Sarvana (FIN)	1-26-94
35	12'9 1/2	3.90 Cassandra Kelly (NZL)	9-19-98
	11'7	3.53 Sue Dimarco (CA)	7-11-98
36	11'1 3/4	3.40 Cassandra Kelly (NZL)	8- 3-99
	10'6	3.20 Sue Dimarco (CA)	10- 3-99
37	11'9 3/4	3.60 Allison Davies (GBR)	7-29-98
	9'4 1/4	2.85 Cathryn Cole-dow (WA)	8-10-98
38	10'6	3.20 Cathryn Cole-dow (WA)	7-17-99
39	11'5 3/4	3.50 Carla Forcellini (ITA)	8- 3-99
40	10'6	3.20 Jennifer Cunnane (GBR)	10- 8-97
	10'6	3.20 Dawn Hartigan (AUS)	3- 8-97
	7'2 1/2	2.20 Donna Schultz (OR)	8-10-98
41	11'1 3/4	3.40 Dawn Hartigan (AUS)	2- 7-98
	8'6 1/4	2.60 Donna Schultz (OR)	6-19-99
42	10'2	3.10 Carla Forcellini (ITA)	8-22-02
	9'0 1/4	2.75 Donna Schultz (OR)	8-10-00
43	9'2 1/4	2.80 Ursula Makowicz (GER)	8-22-02
	9'0 1/4	2.75 Donna Schultz (OR)	6-23-01
44	9'10 1/4	3.00 Phil Raschker (GA)	7- 6-91
45	9'4 1/4	2.85 Phil Raschker (GA)	5-30-99
46	10'3 3/4	3.14 Phil Raschker (GA)	10-10-93
47	11'1	3.38 Phil Raschker (GA)	5-17-94
48	10'10	3.30 Phil Raschker (GA)	6-16-95
49	10'10 1/4	3.31 Phil Raschker (GA)	3-17-96
50	10'2	3.10 Phil Raschker (GA)	4-24-97
51	8'10 1/4	2.70 Petra Pietersen (RSA)	7-16-95
	7'2 3/4	2.20 Barbara Stewart (NY)	9-11-93
52	10'2 1/2	3.11 Phil Raschker (GA)	6- 8-99
53	10'0 1/2	3.06 Phil Raschker (GA)	3-24-00
54	9'6 1/4	2.90 Phil Raschker (GA)	7-25-01
55	10'0	3.05 Phil Raschker (GA)	6-15-02
56	9'2 1/4	2.80 Karin Forster (GER)	8-22-02
	8'4 3/4	2.56 Joy McDonald (FL)	4- 5-97
57	8'0 1/2	2.45 Becky Sisley (OR)	8-18-96
58	8'2 1/2	2.50 Becky Sisley (OR)	6- 7-97

POLE VAULT

59	8'0 3/4	2.46 Nadine O'Connor (CA)	1-11-02
	8'0 7/8 1/2	2.63 Nadine O'Connor (CA)	4-27-02
60	8'7 1/2	2.50 Barbara Cleveland (FL)	7-25-01
	6'2 1/2	2.46 Becky Sisley (OR)	6-23-01
62	8'0 3/4	2.70 Kintoko Nakamura (JPN)	7-12-01
	6'0	1.63 Evelyn Wright (MD)	5-13-00
64	6'10 3/4	2.10 Midori Yamamoto (JPN)	8- 3-99
	6'2 3/4	1.90 Evelyn Wright (MD)	3-22-02
65	6'6 3/4	2.00 Mary Lou Bradford (TX)	2- 3-02
	6'6 7/8 1/2	2.20 Midori Yamamoto (JPN)	7-12-01
66	6'11 1/4	1.81 Flo Mailer (VT)	7-15-00
	5'6 1/4	2.00 Leonore McDaniels (VA)	7-16-95
67	6'6 1/4	1.98 Leonore McDaniels (VA)	5- 3-96
68	6'10 3/4	2.10 Leonore McDaniels (VA)	8- 8-97
70	7'1	2.16 Leonore McDaniels (VA)	8-10-98
71	6'10 3/4	2.10 Leonore McDaniels (VA)	5- 8-99
72	5'10 3/4	1.80 Leonore McDaniels (VA)	8-10-00
73	5'3	1.60 Margaret Hinton (TX)	7- 8-95
74	5'6	1.68 Johnnye Valien (CA)	9-18-99
75	5'7	1.70 Johnnye Valien (CA)	8-10-00
76	4'7	1.40 Margaret Hinton (TX)	7-25-01
77	4'7	1.40 Margaret Hinton (TX)	8-10-00
78	4'7	1.30 Margaret Hinton (TX)	7-25-01
79	4'3 1/4	1.40 Margaret Hinton (TX)	3-22-02
80	3'11 1/4	1.20 Margaret Hinton (TX)	3-22-02
Pending marks			
40	pb'2 1/2	2.50 Caryl Senn (US)	3-22-02

LONG JUMP

35	22'11 1/4	6.99 Heike Drechsler (GER)	9-29-00
	22'3 3/4	6.80 J. Joyner-kersee (US)	7-15-97
36	22'5 3/4	6.85 Lyudmila Ninova (AUT)	9-16-96
	21'5 1/4	6.53 J. Joyner-kersee (US)	6- 9-98
37	22'7 3/4	6.90 Vera Olenchenko (RUS)	6-14-96
	20'10 1/2	6.36 Willye White (US)	6-12-76
38	21'11 3/4	6.70 Vera Olenchenko (RUS)	7- 8-97
39	21'10 3/4	6.67 J. Joyner-kersee (US)	7-16-00
40	21'0 3/4	6.42 Vera Olenchenko (RUS)	5-31-98
	18'0 1/2	5.50 V. Amarasakara (CA)	7- 8-00
41	20'4 1/2	6.21 Francisca Janssen (HOL)	7- 7-85
	18'5 1/2	5.61 Phil Raschker (GA)	3-28-87
41	19'4 1/4	5.90 Anna Wlodarczyk (POL)	8-15-92
	18'5	5.61 V. Amarasakara (CA)	4-27-02
42	18'7	5.66 Jenny L. Kingwill (RSA)	7-13-01
	18'1	5.51 Phil Raschker (GA)	7-29-89
43	18'4	5.59 Helen Searle (AUS)	4- 2-83
	17'2	5.23 Phil Raschker (GA)	3-24-90
44	19'0	5.79 Anna Wlodarczyk (POL)	7-21-95
	18'0 1/2	5.50 Phil Raschker (GA)	3-23-91
45	18'2 1/4	5.54 Phil Raschker (GA)	2-20-93
46	18'0 1/4	5.49 Jan Hynes (AUS)	10-21-90
	17'9 3/4	5.43 Phil Raschker (GA)	3-20-93
47	18'10 1/2	5.75 Phil Raschker (GA)	3- 5-94
48	18'4 1/4	5.59 Karin Von Riewel (GER)	9- 6-97
	17'5 1/2	5.32 Phil Raschker (GA)	7-21-95
49	17'9 1/2	5.42 Karin Von Riewel (GER)	9-11-98
	17'2 3/4	5.25 Phil Raschker (GA)	3-30-96
50	17'8 1/2	5.40 Phil Raschker (GA)	4-13-97
51	16'4	4.98 Hildegund Burkie (GER)	8-23-85
	13'5 1/2	4.10 Becky Sisley (OR)	7-27-90
52	16'3	4.95 Phil Raschker (GA)	8-27-99
53	15'7 1/2	4.76 Phil Raschker (GA)	9-16-00
54	16'5 3/4	5.02 C. Schmalbruch (GER)	7-25-91
	14'11 1/4	4.55 Phil Raschker (GA)	6- 8-01
55	16'1	4.90 Phil Raschker (GA)	8- 8-02
56	15'9	4.80 C. Schmalbruch (GER)	10- 9-93
	14'5	4.39 Nadine O'Connor (CA)	9- 5-98
57	15'4 3/4	4.69 Edith Graff (BEL)	7-31-99
	12'4 3/4	3.78 Becky Sisley (OR)	7-13-96
58	15'10 1/2	4.84 C. Schmalbruch (GER)	8-19-95
	12'10	3.91 Betty Vosburgh (US)	6-23-90
59	15'7 3/4	4.77 Edith Graff (BEL)	7-13-01
	12'9 1/2	3.70 Barbara Cleveland (FL)	8-27-99
60	15'7	3.90 Betty Vosburgh (GA)	3- 9-91
	13'10 1/4	4.22 Barbara Cleveland (FL)	7-19-97
61	15'4	4.67 C. Schmalbruch (GER)	5-13-00
	12'10	3.91 Barbara Cleveland (FL)	9-11-98
62	14'18 1/2	4.48 C. Schmalbruch (GER)	7-31-99
	12'11 1/2	3.95 Barbara Cleveland (FL)	8- 8-02

28'4 1/4	8.64 Becky Sisley(OR)	8- 5-90	42'1 1/2	12.84 Carol Finsrud(TX)	9-16-00	74 26'7 3/4	6.11 Irene Boudry(CA)	9-11-98	100 120'10 1/2	5.66 Susanne Wissinger(GER)	10-13-96
52 34'7	10.54 Margaret Taylor(AUS)	3-10-01	44 54'11 1/2	16.75 Helgi Parts(URS)	8-21-82	75 25'2 1/2	7.66 Eartha Smiley(CA)	6-23-85	63 122'10 1/2	5.78 Bernice Holland(OH)	8- 4-89
32'2 3/4	9.82 Arvill Naylor(CA)	8-29-99	42'6 1/4	12.96 Carol Finsrud(TX)	7-25-01	75 25'	7.72 Anny Binder(GER)	6-30-90	64 122'10 1/2	5.44 Tamara Danilova(RUS)	8-19-02
53 34'11	10.64 Kimiko Nakamura(JPN)	11- 2-91	45 55'7 1/2	16.95 Zdenka Silhava(CZE)	6-26-99	75 22'11 1/4	6.99 Johnny Valien(CA)	8-10-00	91'11	5.76 Bernice Holland(OH)	8- 3-90
34'18 1/2	9.66 Phil Raschker(GA)	3-24-00	40'10 1/2	12.46 Carol Finsrud(TX)	5-19-02	76 25'0	7.62 Hanna Gelbrich(GER)	5- 7-89	64 117'4	5.77 Susanne Wissinger(GER)	6-20-98
54 32'6 1/2	9.92 Helen Searle(AUS)	10-13-93	46 45'11 3/4	14.01 Liesl Huber(GFR)	7-19-80	76 25'0	6.46 E. Hagamann(MA)	8-21-98	89'3	5.77 Susanne Wissinger(GER)	7- 6-91
30'7 1/2	9.33 Phil Raschker(GA)	6- 8-01	35'3	10.74 Joan Stratton(CA)	8-21-98	77 25'11 1/2	7.91 Anny Binder(GER)	6- 5-92	90'10	5.77 Susanne Wissinger(GER)	7-12-99
55 31'9 1/4	9.68 E. Krzesinska(POL)	8- 1-89	47 47'2 1/4	14.38 Liesl Huber(GFR)	6-28-81	77 25'11 1/2	6.69 Margaret Hinton(TX)	8-22-84	65 112'8	5.77 Susanne Wissinger(GER)	6-14-98
31'8 1/2	9.66 Phil Raschker(GA)	8-11-02	34'4 3/4	10.48 Joanne Grissom(IN)	8-24-85	78 25'7	7.00 Irja Sarnama(FIN)	8-22-84	66 109'2	5.77 Susanne Wissinger(GER)	6-12-93
56 32'2 3/4	9.82 C. Schmalbruch(GER)	10-13-93	48 42'0 1/2	12.81 Christine Schultz(AUS)	8- 1-99	79 24'2 1/2	6.55 Edith Mendyka(CA)	7-19-95	66 109'2	5.77 Susanne Wissinger(GER)	6-12-93
26'2 1/2	7.99 Christel Miller(CA)	7-27-91	34'4 1/2	10.48 J. Hill-hudgins(NJ)	7-19-95	79 24'2 1/2	7.38 Irja Sarnama(FIN)	8- 4-85	66 109'2	5.77 Susanne Wissinger(GER)	6-12-93
57 32'7	9.93 C. Schmalbruch(GER)	6- 8-94	49 40'8 1/4	12.40 Ingrid Miller(SWE)	7-21-91	80 24'11	6.50 Margaret Hinton(TX)	7- 3-93	67 98'4 1/4	5.77 Susanne Wissinger(GER)	7-15-95
26'6	8.08 Magdalena Kuehne(CA)	6- 4-88	20'5 1/2	10.21 Joan Stratton(CA)	7- 9-01	80 24'4	7.41 Mary Bowermaster(OH)	7-25-98	68 97'6	5.77 Susanne Wissinger(GER)	8-19-02
58 31'4 1/2	9.56 Edith Graff(BEL)	7-13-00	52 39'10 3/4	12.73 A. Chatrine Ruhlow(GER)	10-18-87	81 25'3 1/2	7.71 Masayo Kohno(JPN)	9-15-95	69 92'0	5.77 Susanne Wissinger(GER)	9- 3-97
27'2	8.28 Magdalena Kuehne(CA)	5- 7-89	53 37'6 3/4	6.22 Ann Carter(GA)	2-19-93	82 21'6 1/4	6.86 Mary Bowermaster(OH)	8-12-98	68'7	5.77 Susanne Wissinger(GER)	6-27-87
59 31'3 3/4	9.54 C. Schmalbruch(GER)	7-25-96	26'3	12.16 Sigrin Kofink(GER)	7-17-87	82 21'6 1/4	6.67 Irja Sarnama(FIN)	12- 4-87	70 90'4	5.77 Susanne Wissinger(GER)	7-31-98
25'11	7.90 Magdalena Kuehne(CA)	8- 5-90	54 41'0 1/2	11.45 Sigrin Kofink(GER)	6- 2-88	83 21'0 1/2	6.30 Mary Bowermaster(OH)	3-25-00	71 80'11	5.77 Susanne Wissinger(GER)	7-22-97
60 32'11	10.03 C. Schmalbruch(GER)	7-23-97	55 39'6 1/2	8.00 Patricia Fogg(MA)	8-14-99	83 19'9 3/4	6.04 Olga Kotelko(CAN)	8-23-02	71 80'11	5.77 Susanne Wissinger(GER)	10-11-86
25'3 1/2	7.71 Betty Vosburgh(GA)	4- 3-92	55 39'6 1/2	12.51 Sigrin Kofink(GER)	8-16-99	84 19'11 1/2	6.67 Irja Sarnama(FIN)	10-10-93	72 79'1 3/4	5.77 Susanne Wissinger(GER)	7- 5-98
61 31'2 3/4	8.05 C. Schmalbruch(GER)	9-18-98	35'9 1/2	12.05 Sigrin Kofink(GER)	8-26-90	84 19'11 1/2	5.04 Katharine Gradick(FL)	5- 5-01	72 79'1 3/4	5.77 Susanne Wissinger(GER)	6-25-88
26'2 1/2	7.07 Betty Vosburgh(GA)	8-14-92	56 40'8 1/4	10.91 Joanne Grissom(IN)	9-12-93	85 15'2 3/4	6.08 Ruth Frith(AUS)	10-10-93	73 73'0	5.77 Susanne Wissinger(GER)	9-11-99
62 31'6 1/2	9.61 C. Schmalbruch(GER)	8- 4-99	56 40'8 1/4	12.40 Sigrin Kofink(GER)	6-29-91	85 15'2 3/4	5.76 Ruth Frith(AUS)	7-21-95	73 73'0	5.77 Susanne Wissinger(GER)	7- 9-89
26'10	8.18 Evelyn Wright(MD)	3-24-00	57 33'6 1/2	10.22 A. Chatrine Ruhlow(GER)	9- 3-94	86 16'8	4.78 Betty Jarvis(NC)	9-16-00	61'1	5.77 Susanne Wissinger(GER)	6- 9-84
63 31'1 3/4	9.49 C. Schmalbruch(GER)	7-13-00	58 34'4	10.46 A. Chatrine Ruhlow(GER)	7- 1-95	87 18'1 3/4	5.08 Juanita Brookover(NC)	7-25-01	74 76'7 3/4	5.77 Susanne Wissinger(GER)	7-22-89
26'5 3/4	8.07 Audrey Lary(MD)	3-27-98	59 36'0 3/4	10.99 A. Chatrine Ruhlow(GER)	5-16-98	88 13'9 1/2	5.53 Ruth Frith(AUS)	7-20-97	75 75'1	5.77 Susanne Wissinger(GER)	7-15-95
64 30'1 1/2	9.18 C. Schmalbruch(GER)	7-10-01	60 36'7 3/4	11.17 A. Chatrine Ruhlow(GER)	7- 4-97	89 17'9	5.19 Juanita Brookover(NC)	5- 4-02	76 73'7	5.77 Susanne Wissinger(GER)	9-23-90
25'7 1/2	7.81 Audrey Lary(MD)	3-27-99	61 31'7 1/4	9.63 A. Chatrine Ruhlow(GER)	5-16-98	89 17'9	4.20 Nora Wedemo(SWE)	7- 7-01	55'4 1/2	5.77 Susanne Wissinger(GER)	8- 9-02
65 31'2 1/2	9.51 C. Schmalbruch(GER)	8-22-02	64 32'6 1/4	9.91 Susanne Wissinger(GER)	4-25-98	90 12'6 1/2	5.41 Ruth Frith(AUS)	8- 1-99	77 70'6	5.77 Susanne Wissinger(GER)	8- 3-91
27'2	8.28 Audrey Lary(MD)	1- 7-00	65 21'11	6.68 Klothilde Knuenz(AUT)	5-24-92	90 12'6 1/2	3.82 Margaret White(OK)	8- -93	55'4 1/2	5.77 Susanne Wissinger(GER)	5- 2-92
66 28'8	8.74 Shirley Peterson(NZL)	2-19-95	66 27'10 1/4	8.49 Bernice Holland(OH)	9-12-93	99 12'11 1/2	3.95 Margaret White(OK)	7-30-94	77 70'6	5.77 Susanne Wissinger(GER)	10-18-92
23'10 1/4	7.27 Barbara Jordan(VT)	3-24-02	67 26'8	8.13 Rachel Hanssens(BEL)	9-20-96	85 p19'5			54'6	5.77 Susanne Wissinger(GER)	8-19-98
67 27'4	8.33 Shirley Peterson(NZL)	2-18-96	69 21'10 1/4	6.66 Jeanne De Wilde(BEL)	8-21-96	85 p19'5			78 72'5	5.77 Susanne Wissinger(GER)	6-12-94
25'8	7.82 Audrey Lary(MD)	3-24-02	98 11'1 1/2	3.39 Margaret White(OK)	9- 7-92	85 p19'5			55'8 1/4	5.77 Susanne Wissinger(GER)	9-25-93
68 28'0	8.53 Audrey Lary(MD)	8-11-02	99 11'4	3.45 Margaret White(OK)	8- -93	85 p19'5			78 72'5	5.77 Susanne Wissinger(GER)	6-12-94
69 24'3 3/4	7.41 Elsa Einarsson(SWE)	7-13-00				85 p19'5			55'8 1/4	5.77 Susanne Wissinger(GER)	9-25-93
23'2 3/4	7.08 Leonore McDaniels(VA)	8-10-97				85 p19'5			79 66'11 1/4	5.77 Susanne Wissinger(GER)	7-15-95
70 25'10	7.87 Shirley Peterson(NZL)	2-20-99				85 p19'5			50'8	5.77 Susanne Wissinger(GER)	5- 6-95
23'6 3/4	7.18 Leonore McDaniels(VA)	9- 6-98				85 p19'5			80 67'3	5.77 Susanne Wissinger(GER)	6-26-92
71 23'6 3/4	7.18 Marie Partridge(AUS)	10-19-91				85 p19'5			45'5 1/4	5.77 Susanne Wissinger(GER)	5- 3-96
21'11 1/2	6.69 Leonore McDaniels(VA)	8-29-99				85 p19'5			81 63'1	5.77 Susanne Wissinger(GER)	5-20-97
72 23'2 1/2	7.07 Shirley Peterson(NZL)	7- 7-01				85 p19'5			48'0 1/2	5.77 Susanne Wissinger(GER)	9-21-96
21'7 1/4	6.58 Leonore McDaniels(VA)	8-20-00				85 p19'5			82 60'8 1/4	5.77 Susanne Wissinger(GER)	7-22-97
73 24'8 1/2	7.53 Shirley Peterson(NZL)	12- 1-01				85 p19'5			48'9	5.77 Susanne Wissinger(GER)	8- 8-97
21'6 3/4	6.57 Leonore McDaniels(VA)	7- 7-01				85 p19'5			83 57'3	5.77 Susanne Wissinger(GER)	9-12-98
74 22'1 1/2	6.74 Johnny Valien(CA)	8-29-99				85 p19'5			44'9	5.77 Susanne Wissinger(GER)	7-31-98
75 20'8 1/2	6.31 Marie Partridge(AUS)	3-23-96				85 p19'5			84 54'7	5.77 Susanne Wissinger(GER)	8- 3-99
20'5 1/4	6.23 Johnny Valien(CA)	8-12-00				85 p19'5			48'7	5.77 Susanne Wissinger(GER)	8-27-99
76 20'8	6.30 Johnny Valien(CA)	7-28-01				85 p19'5			85 45'3 1/4	5.77 Susanne Wissinger(GER)	7-26-91
77 17'4 3/4	5.30 Margaret Hinton(TX)	3-27-99				85 p19'5			43'7	5.77 Susanne Wissinger(GER)	6- 9-01
78 18'6 3/4	5.66 Rosaline Sole(NZL)	10-13-93				85 p19'5			86 40'10	5.77 Susanne Wissinger(GER)	7-26-01
17'5 1/4	5.31 Margaret Hinton(TX)	8-12-00				85 p19'5			87 40'2	5.77 Susanne Wissinger(GER)	7-22-97
79 17'7 1/2	5.37 Margaret Hinton(TX)	7-28-01				85 p19'5			88 45'8	5.77 Susanne Wissinger(GER)	5- 4-02
80 16'10 3/4	5.15 Margaret Hinton(TX)	3-24-02				85 p19'5			89 40'8	5.77 Susanne Wissinger(GER)	8- 3-99
81 17'1 1/2	5.22 Ruth Frith(AUS)	7-27-91				85 p19'5			99 20'6	5.77 Susanne Wissinger(GER)	8- -93
82 17'5 3/4	5.33 Ruth Frith(AUS)	4-19-92				85 p19'5			100 20'10	5.77 Susanne Wissinger(GER)	7-30-94
83 13'1 1/2	4.00 Rosaline Sole(NZL)	8- 4-99				85 p19'5					
84 18'6 1/2	5.65 Ruth Frith(AUS)	10-13-93				85 p19'5					
85 19'5	5.92 Ruth Frith(AUS)	3-25-95				85 p19'5					

Pending or wind aided marks	14.18 G. Chistyakova(SVK)	9-13-97	Pending marks	12.92 Sigrin Kofink(GER)	- -85	5.92 Hattie Singleton(US)	10-13-99
35 w46'6 1/4	11.17 V. Amarasekara(CA)	6-23-01	50 p42'4 3/4	4.81 Margaret Parmelee(TX)	8- -93		
40 w36'7 3/4	11.76 Anna Wlodarczyk(POL)	7-21-95	75 p15'9 1/2				
44 w38'7	11.43 Danielle Desmier(FRA)	8-13-93					
48 w34'11 3/4	10.66 Phil Raschker(GA)	5- 6-95					
48 w34'9 1/4	9.96 C. Schmalbruch(GER)	7-21-95					
58 w32'8 1/4	9.60 C. Schmalbruch(GER)	7-25-96					
59 w31'6	7.95 Audrey Lary(MD)	5- 8-99					
64 w26'1 1/4	6.90 Leonore McDaniels(VA)	5- 8-99					
71 w22'7 3/4	5.71 Margaret Hinton(TX)	8-19-98					

SHOT PUT (4Kg)

35 70'5 1/4	21.47 H. Fibingerova(CZE)	1- -85	42'1 1/2	12.84 Carol Finsrud(TX)	9-16-00	74 26'7 3/4	6.11 Irene Boudry(CA)	9-11-98	100 120'10 1/2	5.66 Susanne Wissinger(GER)	10-13-96
63'5	19.33 C. Price-smith(US)	5- 1-98	44 54'11 1/2	16.75 Helgi Parts(URS)	8-21-82	75 25'2 1/2	7.66 Eartha Smiley(CA)	6-23-85	63 122'10 1/2	5.78 Bernice Holland(OH)	8- 4-89
36 70'5	21.46 Larisa Peleshenko(RUS)	8-26-00	42'6 1/4	12.96 Carol Finsrud(TX)	7-25-01	75 25'	7.72 Anny Binder(GER)	6-30-90	64 122'10 1/2	5.44 Tamara Danilova(RUS)	8-19-02
53'10 1/4	19.46 C. Price-smith(US)	7-19-98	45 55'7 1/2	16.95 Zdenka Silhava(CZE)	6-26-99	75 22'11 1/4	6.99 Johnny Valien(CA)	8-10-00	91'11	5.76 Bernice Holland(OH)	8- 3-90
37 68'4 1/4	20.83 H. Fibingerova(CZE)	6-12-87	40'10 1/2	12.46 Carol Finsrud(TX)	5-19-02	76 25'0	7.62 Hanna Gelbrich(GER)	5- 7-89	64 117'4	5.77 Susanne Wissinger(GER)	6-20-98
62'6 1/2	19.06 C. Price-smith(US)	7-24-99	46 45'11 3/4	14.01 Liesl Huber(GFR)	7-19-80	76 25'0	6.46 E. Hagamann(MA)	8-21-98	89'3	5.77 Susanne Wissinger(GER)	7- 6-91
38 66'11 1/2	20.41 H. Fibingerova(CZE)	9- 4-87	35'3	10.74 Joan Stratton(CA)	8-21-98	77 25'11 1/2	7.91 Anny Binder(GER)	6- 5-92	90'10	5.77 Susanne Wissinger(GER)	7-12-99
62'11 1/4	19.18 C. Price-smith(US)	6-25-00	47 47'2 1/4	14.38 Liesl Huber(GFR)	6-28-81	77 25'11 1/2	6.69 Margaret Hinton(TX)	8-22-84	65 112'8	5.77 Susanne Wissinger(GER)	6-14-98
39 65'1 1/2	19.85 H. Fibingerova(CZE)	8- -88	34'4 3/4	10.48 Joanne Grissom(IN)	8-24-85	78 25'7	7.00 Irja Sarnama(FIN)	8-22-84	66 109'2	5.77 Susanne Wissinger(GER)	6-12-93
58'8 1/2	17.89 C. Price-smith(US)	6-21-01	48 42'0 1/2	12.81 Christine Schultz(AUS)	8- 1-99	79 24'2 1/2	6.55 Edith Mendyka(CA)	7-19-95	66 109'2	5.77 Susanne Wissinger(GER)	6-12-93
40 62'6	19.05 Antonina Ivanova(URS)	8-28-73	34'4 1/2	10.48 J. Hill-hudgins(NJ)	7-19-95	79 24'2 1/2	7.38 Irja Sarnama(FIN)	8- 4-85	66 109'2	5.77 Susanne Wissinger(GER)	6-12-93
45'7	13.09 Oneitha Lewis(NY)	3-24-01	49 40'8 1/4	12.40 Ingrid Miller(SWE)	7-21-91	80 24'11	6.50 Margaret Hinton(TX)	7- 3-93	67 98'4 1/4	5.	

Pending marks
35 p141'2
HAMMER THROW (3Kg)

50	168'6	51.36 Inge Faldager (DEN)	9-14-98
	139'10	42.62 Vanessa Hilliard (FL)	5-25-91
51	164'0	50.00 Inge Faldager (DEN)	7-31-99
	124'3	37.88 Patricia Thomas (WA)	8-13-00
52	167'8	51.10 M. Parviainen (AUS)	1- 4-97
	101'5	30.92 Joanne Grisson (IN)	7- 4-91
53	169'8	51.72 M. Parviainen (AUS)	4- 9-98
	139'5	42.50 Vanessa Hilliard (FL)	4-15-95
54	159'8	48.66 Janice Davies (US)	4- 5-96
	158'1	48.18 Vanessa Hilliard (FL)	4-13-96
55	162'3	49.46 Vanessa Hilliard (FL)	4- 5-97
	155'6	47.40 Vanessa Hilliard (FL)	5-10-97
57	146'11	44.78 Euvan B. Williams (GBR)	7- 7-95
	116'0	35.35 Georgia Cutler (OR)	8-19-00
58	139'5	42.50 Gudrun S Hellmann (GER)	7- 8-00
	128'10	39.26 Vanessa Hilliard (FL)	8-26-99
59	146'5	44.64 Vanessa Hilliard (FL)	8-13-00
	144'11	44.18 Jutta Schaefer (GER)	10-11-92
	142'10	43.54 Vanessa Hilliard (FL)	7-28-01
61	134'2	40.89 Euvan B. Williams (GBR)	7-31-99
	112'	34.14 Carol Young (MI)	6- 8-01
62	138'5	42.20 Jutta Schaefer (GER)	10-16-94
	128'2	39.07 Carol Young (MI)	8-11-02
63	151'0	46.04 Jutta Schaefer (GER)	7-21-95
	92'7	28.21 Erika Messner (FL)	5- 8-99
64	149'1	45.44 Jutta Schaefer (GER)	4-27-96
	97'4	29.66 Erika Messner (FL)	6-17-00
65	145'7	44.38 Jutta Schaefer (GER)	8-17-97
	92'10	28.29 Erika Messner (FL)	9-16-00
66	137'10	42.02 Jutta Schaefer (GER)	8- 1-98
	100'9	30.70 Erika Messner (FL)	5-18-02
67	117'10	35.92 Jutta Schaefer (GER)	7-31-99
	87'7	26.70 Amy Hicks (US)	6-28-00
68	126'11	38.68 Jutta Schaefer (GER)	7- 8-00
	83'8	25.50 Judy Fetherstone (NM)	5-27-00
69	127'6	38.87 Jutta Schaefer (GER)	6-10-01
	73'10 3/4	22.52 Bernice Holland (OH)	9- 8-96
70	100'5	30.61 Ilse Bellin (GER)	10-20-91
	80'11	24.67 Judy Fetherstone (NM)	4-21-02
	98'10	30.44 Ilse Bellin (GER)	8-22-92
	75'5	22.98 Bernice Holland (OH)	7- 5-98
72	93'9	28.58 Ilse Bellin (GER)	7- 7-93
	80'5	24.51 Bernice Holland (OH)	9-11-99
73	87'7	26.71 Tyne Vuorinen (FIN)	7-31-99
	65'8	20.01 E. Hagamann (MA)	6-26-94
74	86'2	26.26 Tyne Vuorinen (FIN)	7- 8-00
	70'11	21.63 Bernice Holland (OH)	7- 6-01
75	79'11	24.36 Ilse Bellin (GER)	8-18-96
	67'9	20.66 Bernice Holland (OH)	8-11-02
76	78'2	23.82 Gwen Davidson (AUS)	3-14-99
	64'2	19.56 E. Hagamann (MA)	5- 2-97
77	70'0	21.35 Kaija Jortikka (FIN)	7- 6-01
	53'8	16.36 Betty Jarvis (NC)	8-13-92
78	71'5	21.78 Gwen Davidson (AUS)	7- 6-01
	59'6 1/4	18.14 Betty Jarvis (NC)	8-11-93
79	65'7 1/2	20.00 Ruth Frith (AUS)	8- 5-89
	55'3 3/4	16.86 Betty Jarvis (NC)	8-12-94
80	62'8 3/4	19.12 Ruth Frith (AUS)	4-13-90
	43'5	13.24 Melanie Reske (OR)	7- 6-01
81	65'9	20.04 Anchen Reile (GER)	7-25-96
	50'11	15.52 Betty Jarvis (NC)	8-21-96
82	59'2	18.04 Anchen Reile (GER)	8-17-97
	46'8 3/4	14.24 Betty Jarvis (NC)	8- 7-97
83	64'4	19.61 Olga Kotelko (CAN)	8-11-02
	51'2	15.59 Betty Jarvis (NC)	7-30-98
84	53'6	16.30 Anchen Reile (GER)	7-31-99
	48'10	14.88 Betty Jarvis (NC)	7-31-99
	45'11	18.26 Ruth Frith (AUS)	7-21-95
85	59'11	13.99 Betty Jarvis (NC)	8-19-00
	45'11	14.26 Ruth Frith (AUS)	7-19-97
87	46'9 1/2	14.40 Irja Sarnama (FIN)	6-16-95
89	47'3	14.40 Irja Sarnama (FIN)	6-16-95
91	43'1	13.13 Ruth Frith (AUS)	4-24-01
Pending marks			
86	p16'10	5.13 Hattie Singleton (US)	9-27-00

JAVELIN THROW (600g)

35	219'10	67.00 Tuula Laaksalo (FIN)	9-10-88
	203'7	62.06 Karin Smith (CA)	5-14-91
36	212'10	64.88 Tessa Sanderson (GBR)	7-10-92
	197'11	60.32 Karin Smith (CA)	9- 1-91
37	210'9	64.23 Y. Ivakina (RUS)	6-10-02
	158'3	48.24 Jana Frederick (CA)	4- 7-89
38	196'11	60.02 Ingrid Thyssen (GER)	8-13-94
	132'10	40.50 Lurline Struppeck (LA)	5-25-85

39	186'10	56.96 Ingrid Thyssen (GER)	7-22-95
	117'4	35.78 Lurline Struppeck (LA)	8-23-85
40	210'2	64.06 Tessa Sanderson (GBR)	7-12-96
	127'0	38.72 Lurline Struppeck (LA)	5-30-87
41	189'9	57.84 Tessa Sanderson (GBR)	8- 9-97
	146'5	44.64 Erlinda Lavandia (PA)	10- 9-93
42	167'8	51.12 Dana Zatopkova (CZE)	9-19-64
	143'0	43.58 Kate Schmidt (CA)	8-15-96
43	158'6	48.32 Almut Broemmel (GER)	7- 1-78
	142'10	43.54 Erlinda Lavandia (PA)	7-21-95
44	152'11	46.62 Almut Broemmel (GER)	7-31-79
	127'0	38.71 Nadine Bowers (OR)	6-23-01
45	156'7	47.74 A. Gerhards (GER)	5-30-81
	121'4	36.98 Lurline Struppeck (LA)	7-11-92
46	144'0	43.90 Leen Wuyts (BEL)	5- 5-96
	115'0	35.06 Lurline Struppeck (LA)	7-23-93
47	154'2	47.00 N. Bezjak-urbanic (JUG)	10-18-98
	116'10	35.62 April Capwill (PA)	10-18-98
48	133'1	40.58 Uta Reinacher (GER)	6-23-85
	110'11	33.82 Lurline Struppeck (LA)	7- 6-95
49	144'1	43.92 Renate Vogel (GDR)	10- 9-93
	110'6	33.68 April Capwill (PA)	5-13-00

Pending marks
44 p157'8
JAVELIN THROW (500g)

50	73'0	22.25 Joyce Taylor (OR)	6-23-01
	53'7'9	22.49 Skipper Clark (NY)	7-27-01
54	91'11	28.01 Lorraine Tucker (NY)	7-27-01
	55'12'3	38.80 N. Bezjak-urbanic (JUG)	7-10-01
	87'11	26.81 Lorraine Tucker (NY)	8-10-02
56	145'9	44.44 N. Bezjak-urbanic (JUG)	8-21-02
	49'0	14.94 Linda Douglas (TX)	7-27-01
57	123'9	37.71 Mary Thomas (AUS)	7-10-01
58	133'0	40.55 Renate Vogel (GER)	8-21-02
	69'0	21.03 Karen Huff (IL)	7-10-01
59	89'3	27.20 Marg Radcliff (US)	3-27-01

JAVELIN THROW (400g)

50	143'6	43.74 Heidi Haase (GER)	6-25-94
	114'0	34.74 Karen Huff (IL)	9-20-92
51	159'4	48.56 Mary Thomas (AUS)	7-21-95
	118'7	36.14 Becky Sisley (OR)	8- 4-90
52	150'9	45.94 Elvira Ozolina (LAT)	7- 1-92
	106'9	32.54 Becky Sisley (OR)	6-22-91
53	148'6	45.26 Renate Vogel (GER)	8-17-97
	108'9	33.14 Becky Sisley (OR)	8-16-92
54	146'10	44.76 G. Schonauer (AUT)	7-20-91
	105'5	32.14 Becky Sisley (OR)	7-30-93
55	151'2	46.08 G. Schonauer (AUT)	8-29-92
	105'1	32.04 Becky Sisley (OR)	7-23-94
56	132'6	40.38 G. Schonauer (AUT)	10- 9-93
	105'10	32.26 Becky Sisley (OR)	7- 6-95
57	140'2	42.74 G. Schonauer (AUT)	9- 3-94
	107'6	32.78 Becky Sisley (OR)	7-13-96
58	139'5	42.50 G. Schonauer (AUT)	10-15-95
	114'3	34.82 Becky Sisley (OR)	7-10-97
59	137'3	41.84 G. Schonauer (AUT)	5-25-96
	105'9	32.23 Becky Sisley (OR)	6-27-98
60	135'5	41.28 G. Schonauer (AUT)	7-12-97
	103'9	31.62 Becky Sisley (OR)	8- 4-99
61	132'11	40.52 G. Schonauer (AUT)	9-16-98
	106'2	32.35 Becky Sisley (OR)	8-12-00
62	127'3	38.78 G. Schonauer (AUT)	9-25-99
	95'4	29.06 Becky Sisley (OR)	7-27-01
63	125'9	38.32 G. Schonauer (AUT)	7-23-00
	92'10	28.31 Becky Sisley (OR)	8-10-02
64	119'9	36.50 G. Schonauer (AUT)	6-26-01
	94'8	28.85 Erika Messner (FL)	12- 4-99
65	120'8	36.79 G. Schonauer (AUT)	5-15-02
	98'1	29.89 Erika Messner (FL)	7-27-01
66	100'3	30.55 Erika Messner (FL)	5-18-02
	96'3 1/4	29.34 Rachel Hanssens (BEL)	7-24-96
	90'0 1/4	27.44 Mavis Lorenz (MT)	8-11-94
68	83'7 1/4	25.48 Rachel Hanssens (BEL)	7-23-97
	77'2 3/4	23.54 Bernice Holland (OH)	7-21-95
69	90'2	27.49 Lieselotte Liess (GER)	8-21-02
	79'11 3/4	24.38 Mavis Lorenz (MT)	8-23-96
70	92'6 1/4	28.20 Joan Ogdin (GBR)	8-24-97
	78'9	24.00 Mavis Lorenz (MT)	8- 8-97
71	87'3	26.60 Rachel Hanssens (BEL)	7-12-00
	71'8	21.84 Edith Menydyka (CA)	3-13-82
72	83'8	25.51 Rachel Hanssens (BEL)	7-10-01
	72'7	22.12 Edith Menydyka (CA)	5-14-83
73	82'8	25.21 Rachel Hanssens (BEL)	8-21-02
	73'8	22.45 Edith Menydyka (CA)	5-12-84
74	77'4 1/4	23.58 Hanna Gelbrich (GER)	12- 1-87
	67'11	20.70 Edith Menydyka (CA)	8-10-85

75	74'5 3/4	22.70 Hanna Gelbrich (GER)	7- 1-88
	68'0	20.72 Edith Menydyka (CA)	5-31-86
76	73'11 1/2	22.54 Hanna Gelbrich (GER)	7-29-89
	69'3	21.10 Dorothy Morgan (US)	8-31-02
77	75'6 1/4	23.02 Hanna Gelbrich (GER)	6-30-90
	59'11	18.26 Edith Menydyka (CA)	2-21-88
78	74'5 3/4	22.70 Hanna Gelbrich (GER)	7-20-91
	57'6 1/2	17.54 Edith Menydyka (CA)	7-29-89
79	59'0 3/4	18.00 Irja Sarnama (FIN)	7-27-01
	48'3	14.72 Margaret Hinton (TX)	6-22-85
80	65'8	20.01 Olga Kotelko (CAN)	8- 5-99
	42'3	12.87 Margaret Hinton (TX)	8-10-02
81	60'0	18.28 Olga Kotelko (CAN)	7- 1-00
	48'0 1/2	14.64 Edith Menydyka (CA)	9-20-92
82	49'5	15.06 Irja Sarnama (FIN)	12- 1-87
	40'3	12.26 Katharine Gradick (FL)	5-13-00
83	41'11	12.77 Anchen Reile (GER)	9-16-98
	39'7	12.07 Katharine Gradick (FL)	7-27-01
84	40'6	12.35 Anchen Reile (GER)	8- 4-99
	40'5	12.32 Katharine Gradick (FL)	8-10-02
85	45'1	13.74 Irja Sarnama (FIN)	7-20-91
	37'0	11.28 Betty Jarvis (NC)	5- 5-01
86	37'7	11.46 Juanita Brookover (NC)	5- 5-01
87	33'0	10.07 Juanita Brookover (NC)	5- 4-02
88	36'5	11.11 Ruth Frith (AUS)	3-28-98
89	32'6	9.90 Ruth Frith (AUS)	8- 4-99

35# WEIGHT THROW

40	29'0 1/2	8.85 Oneithe Lewis (NY)	3-25-01
41	11'9 1/2	3.59 Deborah Ecklund (NY)	3-25-01
55	21'8 3/4	5.63 Vanessa Hilliard (FL)	4- 5-97
59	18'0 3/4	6.62 Roslyn Katz (NY)	3-25-01

25# WEIGHT THROW

50	29'10 3/4	9.11 Joan Stratton (CA)	3-24-02
52	25'0 1/2	7.63 Mary Hartzler (OH)	3-24-02
60	21'11 1/2	6.69 Roslyn Katz (NY)	3-24-02
61	26'8 1/4	8.13 Carol Young (MI)	3-25-01
63	20'1 1/2	6.13 Evelyn Wright (MD)	3-25-01
65	17'8 1/4	5.39 Mary Roman (CT)	3-25-01
66	19'2 1/2	5.85 Mary Roman (CT)	3-24-02
67	15'3 1/2	4.66 Marcia Crooks (WA)	3-25-01
68	16'3	4.95 Amy Hicks (US)	3-25-01
69	14'10	4.52 Amy Hicks (US)	3-24-02
71	16'10 3/4	5.15 Lillian Snaden (SC)	3-25-01
72	15'8 1/4	4.78 Lillian Snaden (SC)	3-24-02
79	14'4	4.37 Margaret Hinton (TX)	3-25-01
80	11'11 1/2	3.64 Margaret Hinton (TX)	5- 4-02
81	12'6 1/2	3.82 Melanie Reske (OR)	6-22-02

20# WEIGHT THROW

35	26'5	8.05 Sandra Stepp (CA)	6-16-85
36	51'6 1/2	15.71 C. McCahill (NZL)	7-12-01
	38'7		

74	23'9"	7.24 Lillian Snaden(SC)	9-27-00
75	20'2 1/4	6.15 E. Hagamann(MA)	3-31-96
76	33'0 1/2	10.07 Gwen Davidson(AUS)	4- 3-99
	20'5"	6.22 Betty Jarvis(NC)	5- 2-92
77	17'2 3/4	5.25 Melanie Reske(OR)	6-27-98
78	26'11 3/4	8.22 Betty Jarvis(NC)	9-25-93
79	19'0 3/4	5.81 Margaret Hinton(TX)	3-23-01
80	31'5"	5.92 Betty Jarvis(NC)	5- 3-96
81	21'8"	6.60 Olga Kotelko(CAN)	7-29-00
	15'4 3/4	4.69 Katharine Gradick(FL)	3-26-99
82	16'11 1/4	5.16 Rubye Fowler(TN)	9-21-91
83	17'4 3/4	5.30 Betty Jarvis(NC)	5- 8-99
84	16'6 1/2	5.04 Betty Jarvis(NC)	3-24-00
85	17'8 3/4	5.40 Betty Jarvis(NC)	3-23-01
89	19'11"	6.07 Ruth Frith(AUS)	4- 3-99

Pending marks

86	p12'3 1/4	3.74 Hattie Singleton(US)	9-27-00
----	-----------	---------------------------	---------

12# WEIGHT THROW

60	40'0 3/4	12.21 Miriam Stanley(NZL)	3-28-94
	35'8 1/2 i	10.88 Roslyn Katz(NY)	3-23-02

Men's Racewalking

3K WALK

35	11:24.29	Carlo Mattioli(ITA)	7-18-90
	p16:14.45i	Ed O'Connor(CT)	3-23-96
36	11:22.21	Dave Smith(AUS)	11-16-91
37	11:16.38	Dave Smith(AUS)	11-28-92
	11:29.87i	Jonathon Matthews(CA)	1-22-94
38	11:28.2	Willi Sawall(AUS)	3-15-80
	p14:55.24i	Tim Nichols(FL)	3-29-98
39	11:19.18	Jose Marin(ESP)	6- 9-89
	15:07.75i	Nick Manuzzi(CT)	3-29-99
40	11:28.21	Willi Sawall(AUS)	2-21-82
	13:27y	Bob Keating(NH)	3-15-87
	p13:18y	Ray Funkhouser(NJ)	- - -
41	12:35y	Ray Funkhouser(NJ)	2-23-92
42	12:26	Ray Funkhouser(NJ)	1-10-93
43	12:32.39	Steve Pecinovsky(AR)	8- 9-98
44	12:09.3	Willi Sawall(AUS)	12- 5-85
	13:24	Gary Null(NY)	4-23-89
45	13:00.33i	Steve Pecinovsky(AR)	1-28-00
46	13:20i	Gary Null(NY)	2-17-91
47	13:21i	Gary Null(NY)	3-22-92
	p13:14.82i	Brian Adams(GBR)	3- 1-97
48	13:00i	Don Denoon(IL)	2- 7-92
49	12:06	Gary Little(NZL)	11-23-91
	12:38.71i	Don Denoon(IL)	2-20-93
50	12:35.0i	Don Denoon(IL)	2- 5-94
51	12:18	Gary Little(NZL)	1-23-93
	14:22i	Jim Carmines(PA)	3-19-95
52	13:00	Gary Little(NZL)	3-20-94
	13:28.85i	Jim Carmines(PA)	3-31-96
53	12:50.27	Gary Little(NZL)	12- 8-95
	13:41.00i	Richard Friedlander(US)	3- 7-98
54	13:19.24i	Jim Carmines(PA)	3-29-98
55	13:00.00	Gary Little(NZL)	11-29-97
	13:46.12i	Richard Friedlander(MO)	3-26-00
56	13:00.69	Gary Little(NZL)	1-17-98
	13:36.69i	Richard Friedlander(MO)	1-27-01
57	13:45.37i	Don Denoon(IL)	1-27-01
58	14:24.53i	Paul Johnson(AK)	3-31-96
59	14:01.19	Gary Little(NZL)	2-18-01
	14:33	Max Green(MI)	7- 4-91
60	14:04.71	Gary Little(NZL)	2- 8-02
	14:34.28i	Dave Romansky(NJ)	3-29-99
61	15:56.2	Dave Romansky(NJ)	10-16-99
62	15:47i	Jack Bray(CA)	2-24-95
63	15:58y	Robert Mimm(NJ)	1-10-88
64	14:57.30i	Max Green(MI)	3-31-96
65	15:39.67i	George Chaplin(GB)	3- 2-96
	15:41.41i	Jack Bray(CA)	3-29-98
66	16:14.30i	George Chaplin(GB)	3- 1-97
	16:22.12i	Bob Barrett(NY)	3-26-00
67	16:05.97i	Bob Barrett(NY)	3-25-01
68	16:03.74i	Jack Bray(CA)	3-25-01
69	16:23.86	Jack Starr(DE)	2-22-98
70	17:03.33i	Jack Starr(DE)	3-29-99
	p16:58.73	Charles Colman(GBR)	7- 6-91

61	38'10 1/2	11.85 Miriam Stanley(NZL)	1-29-95
62	46'0 3/4 i	14.04 Carol Young(MI)	3-22-02
63	30'4 3/4	9.26 Wini Pepene(NZL)	3-28-94
64	38'8 3/4 i	11.80 Evelyn Wright(MD)	3-22-02
65	40'9 1/2	12.43 Erika Messner(FL)	5- 5-01
66	38'0 3/4	11.60 Erika Messner(FL)	5-18-02
68	33'4 3/4	10.18 Colleen Brunker(NZL)	12- 5-99
	24'0 3/4	7.33 Sharon Good(MD)	5- 5-01
69	33'6 3/4	10.23 Colleen Brunker(NZL)	10-15-00
	20'1 3/4	6.14 Sharon Good(MD)	5- 4-02
70	31'1 1/4	9.48 Colleena Blair(NZL)	1-28-01
	21'8 3/4 i	6.62 Harriet Patch(MA)	3-23-02
71	30'7 3/4	9.34 Heather May(NZL)	3-28-94
	20'9 1/4	6.33 Harriet Patch(MA)	5- 4-02
72	26'11	7.95 Lillian Snaden(SC)	3-23-02
73	26'7	8.10 Lillian Snaden(SC)	5- 4-02
75	18'2 1/2	5.55 Patricia Osmon(OR)	6-29-02
76	18'10 i	5.74 Johnnye Vallion(CA)	3-23-02
80	21'2 i	6.45 Margaret Hinton(TX)	3-23-02
81	20'8	6.30 Melanie Reske(OR)	6-29-02
82	24'5 3/4	7.46 Olga Kotelko(CAN)	6- 9-01
83	18'10	5.74 Katharine Gradick(FL)	5- 5-01
84	17'9 1/2 i	5.42 Katharine Gradick(FL)	3-23-02
85	20'3 1/2	6.18 Betty Jarvis(NC)	5- 5-01
86	14'10 3/4i	4.54 Betty Jarvis(NC)	3-23-02

71	17:34.50i	William Flick(PA)	3-23-97
72	17:46.31i	Jack Starr(DE)	3-26-00
73	17:52.3	Jack Starr(DE)	5-19-02
74	19:09.49i	Ed Gawinski(DE)	3-25-01
75	16:19.6	James Grimwade(GB)	7-12-87
	18:54.89i	Ed Gawinski(DE)	3-24-02
76	20:14.81i	Tim Dyas(NJ)	3-23-97
	19:12.96i	Bob Mimm(NJ)	3-25-01
	p19:06	Ed Seeger(VA)	- - -
	p18:56.49i	Charles Colman(GBR)	3- 1-97
77	19:46i	Bill Tallmadge(KY)	3-25-94
78	20:52y	Martin Bartels(IL)	3-15-87
79	22:11.70i	Paul Geyer(MN)	3-29-99
80	17:41.4i	James Grimwade(GB)	3-20-93
	21:39.16i	Bill Patterson(KY)	3-31-96
81	21:49	Byron Fike(OH)	10-21-89
82	23:05i	Byron Fike(OH)	2-21-90
83	24:12y	Paul Fairbank(MD)	10-22-89
84	19:50.57i	James Grimwade(GB)	3- 1-97
	24:22y	Sam Gaddess(FL)	11-23-91
85	24:29.58i	Bill Patterson(KY)	3-25-01
86	24:04	George Conway(MA)	3-18-89
87	23:53	Sam Gaddess(FL)	5-30-94
88	36:51y	Earl Bailey(VA)	11- 1-87

5K WALK

35	18:30.43	Mauricio Damilano(ITA)	6-11-92
	20:55	Gary Morgan(MI)	9-16-95
36	20:00.09i	Jose Marin(ESP)	1-25-86
	20:06.02i	Gary Morgan(MI)	3- 2-96
37	20:01.50i	Jonathon Matthews(CA)	3- 5-94
38	19:28.45i	Jose Marin(ESP)	2-17-88
	21:22	Gary Morgan(MI)	5-23-98
39	20:53	Anatoly Gorskov(UKR)	11-23-97
	23:10	Keith Louma(GV)	9-22-01
40	20:45	Jonathon Matthews(CA)	9-14-96
41	20:27	Willi Sawall(AUS)	2-19-83
	20:20	Jonathon Matthews(CA)	10-18-97
42	19:45.65	Willi Sawall(AUS)	3-31-84
	21:04	Ray Funkhouser(NJ)	5-14-93
43	21:10	Larry Walker(CA)	6-14-86
44	21:54	Warrick Yeager(DC)	8-23-98
45	21:16.0	Gerard Lelievre(FRA)	5-21-95
	21:27	Larry Walker(CA)	6-18-88
46	21:40	Larry Walker(CA)	6-18-89
47	22:09	John Knifton(TX)	10-11-86
48	21:11	Willi Sawall(AUS)	3-31-90
	21:50	Larry Walker(CA)	6-15-91
49	20:54.4	Gary Little(NZL)	12- 7-91
	22:01	Larry Walker(CA)	2-23-92
50	21:01	Gary Little(NZL)	2-16-92
	21:41	Don Denoon(IL)	9-18-93
51	21:12	Gary Little(NZL)	2-17-93
	21:56	Don Denoon(IL)	8-12-94
52	21:42	Gary Little(NZL)	2- 9-94
	23:17	Larry Walker(CA)	5-17-95

53	23:03	Jim Carmines(PA)	8-25-96
54	22:12.00	Gary Little(NZL)	1-31-96
	23:12.10	Don Denoon(IL)	8- 8-97
55	22:11.5	Willi Sawall(AUS)	1-26-97
	23:29.51	Don Denoon(IL)	7-31-98
56	22:14.93	Gary Little(NZL)	1-19-98
	24:10.1	Richard Friedlander(MO)	8-11-00
57	22:54.0	Gary Little(NZL)	2-17-99
	24:21.43	Don Denoon(IL)	7-30-00
58	23:51.76	Don Denoon(IL)	7- 5-01
59	23:09.03	Gary Little(NZL)	7- 5-01
	24:24	Max Green(MI)	7-21-91
60	23:39.8	Gary Little(NZL)	9-10-02
	24:11.90	Dave Romansky(NJ)	6- 6-98
61	25:12	Max Green(MI)	10-16-93
62	24:07.71	Gerhard Weidner(FRG)	7-22-95
	25:11	Jack Bray(CA)	7-22-95
63	24:36.9	Gerhard Weidner(FRG)	7-22-96
	25:15.20	Jack Bray(CA)	8-16-96
64	25:12.08	Dario Ramirez(COL)	7- 5-01
	25:23.93	Max Green(MI)	8-16-96
65	25:27.4	Gerhard Weidner(GER)	9-13-98
	26:01.93	Jack Bray(CA)	7-31-98
66	25:44	Tom Daintry(AUS)	3-25-78
	26:04.4	Max Green(MI)	7-31-98
67	27:02	Olaf Petterson(SWE)	7-21-91
	27:08.00	Jack Bray(CA)	8-11-00
68	25:50.0	Gerhard Weidner(FRG)	7- 5-01
	26:52.02	Jack Bray(CA)	7- 5-01
69	26:27	Tom Daintry(AUS)	1-11-81
	26:54.98	Jack Bray(CA)	6- 2-02
70	28:24	William Flick(PA)	8-25-96
71	27:02	Tom Daintry(AUS)	4-10-82
	29:48	Gordon Wallace(AZ)	8-15-81
72	29:15	Gordon Wallace(AZ)	6-12-82
	p28:32.31	Shin Nakamichi(JPN)	7- 5-01
73	28:09	Alfred Roberts(GB)	8-13-75
	29:37.9	Robert Mimm(NJ)	6-13-98
74	27:56	James Grimwade(GB)	7-28-86
	30:13	Giulio Depetra(CA)	5-19-85
75	27:40	James Grimwade(GB)	6-28-87
	30:47	Giulio Depetra(CA)	5-18-86
76	28:44	Tom Daintry(AUS)	4-18-87
	31:20	Giulio Depetra(CA)	10- 9-87
77	32:21	Giulio Depetra(CA)	6-26-88
78	29:33	Tom Daintry(AUS)	8- 4-89
	32:13	Giulio Depetra(CA)	8- 4-89
79	29:59	Tom Daintry(AUS)	4-14-90
	32:34	Giulio Depetra(CA)	4- 7-90
80	29:24.2	James Grimwade(GB)	6- 7-92
	34:46	Giulio Depetra(CA)	6- 8-91
81	33:57	Tom Daintry(AUS)	12- 1-92
	34:29	Giulio Depetra(CA)	7- 1-92
82	32:35	Albert Theobald(AUS)	3-24-79
	34:43	Byron Fike(OH)	8- 7-90
83	32:21	Albert Theobald(AUS)	4- 6-80
	34:52	Paul Spangler(CA)	6-19-82
84	37:35	Paul Spangler(CA)	9-26-83
85	33:15	Albert Theobald(AUS)	4-10-82
	36:48	Sam Gaddess(FL)	3-28-92
86	33:15	Albert Theobald(AUS)	4- 4-83
	37:41	Paul Spangler(CA)	8-24-85
87	33:53	Albert Theobald(AUS)	4-21-84

	37:10	Paul Spangler(CA)	5-24-86
88	34:54	Albert Theobald(AUS)	6-26-85
	38:26	Paul Spangler(CA)	7-25-87
90	35:10	Albert Theobald(AUS)	4-18-87
	43:51	Paul Spangler(CA)	8- 4-89
93	45:27.8	Philip Rabinowitz(RSA)	7- 1-97

10K WALK

94	39:41.4	Mauricio Damilano(ITA)	5-23-92
----	---------	------------------------	---------



GERALD ARONSON

Philip Rabinowitz, 98.

Visit the National Masters News Website
at: www.nationalmastersnews.com

36	40:30.16	Hartwig Gauder (GER)	6-15-91
	44:02	Gary Morgan (MI)	5-19-96
37	41:06	Jose Marin (ESP)	8-30-87
	41:59.91	Jonathon Matthews (CA)	4-30-94
38	40:19	Valdas Kazlauskas (LIT)	5-11-96
	46:26	Gary Morgan (MI)	4-19-98
39	39:30	Jose Marin (ESP)	6-3-89
	43:46	Jonathon Matthews (CA)	4-28-96
40	40:08	Willi Sawall (AUS)	8-28-82
41	43:23	Larry Walker (CA)	12-4-83
	40:39	Marcel Jobin (CAN)	7-23-83
	43:24	Jonathon Matthews (CA)	9-28-97
42	41:14	Willi Sawall (AUS)	5-26-84
	42:44	Jonathon Matthews (CA)	6-27-99
43	45:12	John Knifiton (TX)	10-16-82
44	41:58	Willi Sawall (AUS)	4-12-86
	44:35	Larry Walker (CA)	4-26-87
45	44:54	Larry Walker (CA)	4-24-88
	52:57	Max Green (MI)	10-1-94
46	42:18	Willi Sawall (AUS)	4-2-88
	45:18	Larry Walker (CA)	12-9-89
47	42:26	Willi Sawall (AUS)	7-15-89
	45:00	Larry Walker (CA)	4-22-90
48	45:34	Gary Little (NZL)	11-4-90
	46:27	Larry Walker (CA)	4-21-91
49	43:10.6	Adolfs Liepaskals (URS)	10-4-59
	45:44	Don Denoon (IL)	7-11-92
50	42:40	Gary Little (NZL)	2-16-92
	45:50	Don Denoon (IL)	5-18-93
51	44:33	Gary Little (NZL)	4-17-93
	45:00	Don Denoon (IL)	7-16-94
52	46:36	Gary Little (NZL)	2-20-94
	48:14.28	Jim Carmine (PA)	4-27-96
53	48:05	Don Denoon (IL)	5-19-96
54	46:24	Gary Little (NZL)	6-16-96
	48:32	Jim Carmine (PA)	7-12-97
55	43:59.8	Adolfs Liepaskals (URS)	10-1-65
	49:28	Jim Carmine (PA)	7-11-98
56	45:39	Gary Little (NZL)	1-23-98
	50:04	Max Green (MI)	4-10-88
	47:37	Gary Little (NZL)	2-28-99
	50:09	Max Green (MI)	10-21-89
58	48:24	Gary Little (NZL)	3-5-00
	50:03	Max Green (MI)	9-30-90
59	48:03	Gary Little (NZL)	6-16-01
	50:23	Max Green (MI)	7-13-91
60	49:22.7	Gary Little (NZL)	2-17-02
	49:41.48	Dave Romansky (NJ)	4-25-98
61	51:20	Max Gould (CAN)	10-14-78
	51:29	Max Green (MI)	9-11-93
62	47:48	Carlo Bomba (ITA)	9-2-84
63	49:13	Gerhard Weidner (FRG)	4-28-96
	53:48	Max Green (MI)	5-28-95
64	49:46	Gerhard Weidner (FRG)	5-25-97
	53:53	Max Green (MI)	5-19-96
65	50:40.9	Gerhard Weidner (FRG)	6-13-98
	55:30	George Wallace (AZ)	12-23-78
66	54:04	Max Green (MI)	7-11-98
67	58:03	Chico Scimone (ITA)	7-28-79
	58:24	Robert Mimm (NJ)	7-11-92
68	57:12	Dick Horsley (AUS)	7-18-81
	58:33	Robert Mimm (NJ)	7-10-93
69	58:07	Arne Svenson (SWE)	10-19-86
	58:26	Jack Starr (DE)	9-27-97
70	54:17	Tom Daintry (AUS)	5-9-81
	59:21	William Flick (PA)	5-19-96
71	59:48:00	William Flick (PA)	9-27-97
72	61:02	Connor Johnson (RSA)	9-28-79
	61:45	Giulio Depetra (CA)	8-21-83
73	57:17	James Grimwade (GB)	11-17-85
	61:03	Cokey Daman (VA)	7-11-92
74	55:56	James Grimwade (GB)	10-12-86
	62:09	Giulio Depetra (CA)	5-4-85
75	55:01	James Grimwade (GB)	9-27-87
	64:48	Gordon Wallace (AZ)	11-3-85
76	66:02	Giulio Depetra (CA)	6-7-87
77	61:18	Alfred Roberts (GB)	7-28-79
	65:54	Tony Perona (CA)	11-3-85
78	68:44	Bill Tallmadge (KY)	7-16-94
79	62:51	Tom Daintry (AUS)	4-21-90
	68:06	Giulio Depetra (CA)	4-28-90
80	71:01	Tony Perona (CA)	3-19-89
81	61:25.4	James Grimwade (GB)	10-15-93
	69:48	Ellery Clark (MA)	7-13-91
82	66:40	Albert Theobald (AUS)	6-2-79
	72:59	Tony Perona (CA)	5-27-90
83	66:24	Albert Theobald (AUS)	3-5-80
	76:00	Tony Perona (CA)	6-23-91
84	83:46	Tony Perona (CA)	6-7-92
86	83:56	George Conway (MA)	7-8-89

87	82:44	George Conway (MA)	7-7-90
88	83:51	George Conway (MA)	6-23-91
90	89:55	George Conway (MA)	7-10-93
	p77:52	Albert Theobald (AUS)	- -97

ONE HOUR WALK

35	7-888	12.077 Keith Louma (GA)	12-6-97
37	8-1295	14.059 Jonathon Matthews (CA)	11-14-93
38	7-1240	12.399 Keith Louma (GA)	11-18-00
40	7-598	11.812 Brian Saviloni (MA)	10-14-90
41	8-538	13.367 Ian Whatley (SC)	11-18-00
42	7-1241	12.400 Bob Keating (NH)	10-12-89
43	7-1423	12.567 Warrick Yeager (DC)	11-8-97
44	7-1428	12.571 Bob Keating (NH)	10-20-91
	p7-1643	12.768 Warrick Yeager (DC)	- -
45	7-1649	12.773 Bob Keating (NH)	10-18-92
46	8-408	13.248 Larry Walker (CA)	12-9-89
47	7-316	11.554 Bob Keating (NH)	10-9-94
48	7-669	11.877 Bob Keating (NH)	10-8-89
49	7-544	11.763 Tom Knatt (NH)	10-9-94
50	7-1105	12.276 Larry Walker (CA)	12-11-93
51	7-1158	12.324 John Knifiton (TX)	12-29-90
52	7-637	11.848 Bob Keating (NH)	10-3-99
53	7-585	11.800 Jim Carmine (PA)	11-3-96
54	7-983	12.164 Jim Carmine (PA)	11-8-97
55	7-1271	12.428 Don Denoon (IL)	10-24-98
56	7-433	11.661 Jim Carmine (PA)	10-3-99
57	7-719	11.923 Gary Little (NZL)	7-25-99
	p7-322	11.036 Jim Carmine (PA)	10-1-00
58	7-20	11.560 Leon Jasonowski (MI)	10-7-01
59	7-477	11.284 Sal Corrallo (VA)	10-22-89
60	7-250	11.702 Dave Romansky (NJ)	11-8-97
61	7-152	11.494 Dave Romansky (NJ)	10-4-98
62	6-1578	11.099 Max Green (MI)	9-10-94
63	6-1568	11.090 Jack Bray (CA)	9-14-96
64	6-1112	10.673 Paul Johnson (AR)	10-7-01
65	6-1071	10.635 Robert Mimm (NJ)	10-22-89
66	6-1106	10.667 Robert Mimm (NJ)	12-23-90
67	6-693	10.290 Bob Barrett (NY)	10-7-01
68	6-505	10.118 Jack Starr (DE)	10-11-96
69	6-537	10.147 Jack Starr (DE)	10-12-97
70	6-594	10.199 Jack Starr (DE)	10-4-98
71	5-1624	9.532 Robert Mimm (NJ)	9-14-96
72	6-185	9.825 Howard Channell (CO)	9-16-90
73	5-1642	9.548 Jack Starr (DE)	10-7-01
74	5-1640	9.546 Jack Starr (DE)	9-29-02
75	5-1347	9.278 Howard Channell (CO)	10-11-93
76	5-709	8.695 Tim Dyas (NJ)	10-11-96
77	5-455	8.463 Tim Dyas (NJ)	10-12-97
78	4-808	7.176 Meyer Mathis (MD)	11-3-96
79	4-657	7.038 Sol Tanenbaum (FL)	4-27-96
80	4-1718	8.008 Frank Rubin (MA)	10-18-92
81	4-1046	7.394 Harry Drizin (NJ)	12-28-94
82	4-694	7.072 Frank Rubin (MA)	10-9-94
83	4-1549	7.854 Sam Geddis (FL)	11-3-90
84	4-191	6.612 Fred Brown (MA)	10-14-90
85	4-834	7.200 Bill Patterson (NC)	11-18-00
88	4-557	6.947 George Conway (MA)	10-29-91
90	4-393	6.797 George Conway (MA)	10-3-93

15K WALK

35	1:00:51.6	Mauricio Damilano (ITA)	10-3-92
	1:08:39.0	Mike Rohl (WI)	5-21-00
36	1:03:51	Jonathon Matthews (CA)	5-23-93
37	1:04:25	Jonathon Matthews (CA)	5-7-94
38	1:29:50	Will Preisel (WI)	5-23-99
	p1:21:58	Doug Johnson (IL)	5-24-98
39	1:18:50	Gary Morgan (MI)	5-23-99
40	1:04:26	Willi Sawall (AUS)	4-28-82
	1:07:34	Larry Walker (CA)	5-15-83
41	1:07:41	Jonathon Matthews (CA)	5-24-98
42	1:02:47	Willi Sawall (AUS)	6-2-84
	1:04:02	Jonathon Matthews (CA)	6-27-99
43	1:10:20	Larry Walker (CA)	4-20-86
44	1:08:37	Larry Walker (CA)	11-29-87
45	1:05:35	Willi Sawall (AUS)	8-15-87
	1:15:21	Rudy Haluza (CA)	12-19-76
46	1:04:53	Willi Sawall (AUS)	6-26-88
	1:10:57	Larry Walker (CA)	4-30-89
47	1:09:34	Larry Walker (CA)	10-16-90
48	1:10:39	Larry Walker (CA)	3-16-91
49	1:06:00	Gary Little (NZL)	10-12-91
	1:16:37	Jack Boitano (CT)	2-16-92
50	1:04:18	Gary Little (NZL)	6-18-93
	1:11:00	Don Denoon (IL)	6-27-02
51	1:07:59	Gary Little (NZL)	11-21-93
	1:08:59	Don Denoon (IL)	7-10-94

52	1:13:52	Mario Sciarretta (ITA)	10-12-86
	1:16:21	Jim Carmine (PA)	9-24-95
53	1:15:09	Don Denoon (IL)	9-21-96
54	1:12:30	Gary Little (NZL)	2-11-96
	1:14:41	Jim Carmine (PA)	5-24-98
55	1:09:25	Gary Little (NZL)	10-11-97
	1:16:13	Jim Carmine (PA)	5-23-99
56	1:10:28	Gary Little (NZL)	10-10-98
	1:14:44	Don Denoon (IL)	5-23-99
57	1:13:18	Gary Little (NZL)	9-5-99
	1:19:24	Jim Carmine (PA)	5-12-01
58	1:15:13	Gary Little (NZL)	8-27-00
	1:17:29	Max Green (MI)	4-8-90
59	1:13:12	Gary Little (NZL)	6-16-01
	1:18:44	Max Green (MI)	4-14-91
60	1:20:10	Gary Little (NZL)	5-25-02
	1:21:10	Max Green (MI)	4-12-92
61	1:20:9	Dave Romansky (NJ)	10-16-99
62	1:20:53	Carlo Bomba (ITA)	2-5-84
	1:24:35	Anthony Medeiros (MA)	10-11-75
63	1:20:12	Max Gould (CAN)	9-28-80
	1:21:16	Max Green (MI)	9-24-95
64	1:24:10	Anthony Medeiros (MA)	9-17-77
65	1:25:38	Max Green (MI)	5-18-97
66	1:24:26	Max Green (MI)	5-24-98
67	1:27:42	Robert Mimm (NJ)	2-7-92
68	1:29:34	Jack Bray (CA)	5-20-01
69	1:33:42	Gordon Wallace (AZ)	6-2-79
70	1:22:53	Tom Daintry (AUS)	4-25-81
	1:32:30	Gordon Wallace (AZ)	7-12-80
71	1:35:38	Giulio Depetra (CA)	1-13-81
72	1:31:57	Giulio Depetra (CA)	8-21-83
73	1:32:46	Robert Mimm (NJ)	5-17-98
74	1:35:49	Giulio Depetra (CA)	11-17-85
75	1:28:46	Tom Daintry (AUS)	6-22-86
	1:43:05	Gordon Wallace (AZ)	8-4-85
76	1:34:47	Albert Theobald (AUS)	12-23-73
	1:39:25	Giulio Depetra (CA)	6-7-87
77	1:40:32	Giulio Depetra (CA)	6-5-88
78	1:41:14	Giulio Depetra (CA)	4-30-89
79	1:38:26	Tom Daintry (AUS)	4-29-90
	1:50:14	Tony Perona (CA)	3-20-88
80	1:47:52	Tony Perona (CA)	3-19-89
82	1:52:22	Tony Perona (CA)	5-27-90
84	2:31:57	Earl Bailey (VA)	11-05-83
86	2:09:18	Tony Perona (CA)	5-21-95

20K WALK

35	1:18:54	Mauricio Damilano (ITA)	6-6-92
	1:27:37.5	Gary Morgan (MI)	11-5-95
36	1:22:38	Pavol Blazek (CZE)	3-18-95
	1:24:56	Jonathon Matthews (CA)	5-23-93
37	1:21:24	Jose Marin (ESP)	8-30-87
38	1:20:13	Jonathon Matthews (CA)	5-7-94
	1:27:34	Jose Marin (ESP)	9-23-88
39	1:35:41	Steve Pecinovsky (AR)	9-26-93
	1:21:29	Valdas Kazlauskas (LIT)	4-19-97
40	1:27:30	Jonathon Matthews (CA)	5-19-96
	1:21:36	Willi Sawall (AUS)	7-4-82
	1:29:57	Dan O'Connor (NY)	5-10-92
41	1:25:11	Willi Sawall (AUS)	9-3-83
	1:29:35	Ray Funkhouser (NJ)	8-29-92
42	1:23:27	Willi Sawall (AUS)	4-5-84
	1:24:50	Jonathon Matthews (CA)	6-27-99
43	1:24:57	Endre Andraszkay (HUN)	4-5-87
	1:34:14	Mark Green (NY)	3-20-99
44	1:25:09	Willi Sawall (AUS)	4-19-86
	1:31:31	Larry Walker (CA)	11-29-87
45	1:31:21	Gerhard Weidner (FRG)	8-12-78
	1:41:01	Bob Keating (NH)	4-5-92
46	1:25:03	Willi Sawall (AUS)	8-27-88
	1:32:42	Larry Walker (CA)	7-30-89
47	1:28:12	Willi Sawall (AUS)	12-18-88
	1:33:09	Larry Walker (CA)	6-16-90
48	1:30:25	Adolfs Liepaskals (URS)	6-20-59
	1:34:21	Larry Walker (CA)	3-16-91
49	1:28:32	Gary Little (NZL)	10-12-91
	1:32:21	Don Denoon (IL)	3-28-93
50	1:26:32	Gary Little (NZL)	2-16-92
	1:33:38	Don Denoon (IL)	3-27-94
51	1:30:07	Gary Little (NZL)	3-7-93
	1:35:35	Gerhard Weidner (FRG)	7-10-94
52	1:42:36	Jim Carmine (PA)	4-27-85
	1:42:36	Gerhard Weidner (FRG)	3-25-96
53	1:35:15	Gerhard Weidner (FRG)	7-11-86
	1:42:45	Sal Corrallo (VA)	3-4-84
54	1:36:56	Andrew Jamieson (AUS)	5-17-01
	1:44:14	Don Denoon (IL)	8-10-97
55	1:35:12	Andrew Jamieson (AUS)	8-18-01
	1:43:09	Jim Carmine (PA)	8-2-98

56	1:36:20	Gerhard Weidner (FRG)	8-11-89
	1:40:34	Don Denoon (IL)	5

55	2:11:44	Gary Little(NZL)	11- 9-97
	2:14:06	Max Green(MI)	5-24-87
56	2:17:23	Ed Whiteman(LA)	5-21-95
57	2:23:33	Dave Romansky(NJ)	5-21-95
58	2:19:33	Max Gould(CAN)	8-16-75
	2:22:37	Robert Mimm(NJ)	4-10-83
59	2:31:47	Jan Blidberg(SWE)	8-16-75
	2:36:26	James McGrath(NY)	5- 5-96
	2:19:20	Dave Romansky(NJ)	5- 3-98
60	2:28:51	Robert Mimm(NJ)	4- 6-86
61	2:28:36	Anthony Medeiros(MA)	10-26-75
62	2:14:02	Carlo Bombal(ITA)	3- 3-85
63	2:22:04	Max Green(MI)	1-28-96
64	2:21:31	Max Green(MI)	5- 5-96
65	2:37:21	Sydney Smith(GB)	8-16-75
	2:42:01	Robert Mimm(NJ)	9- 4-90
66	2:26:41	Max Green(MI)	5- 3-98
67	2:48:35	Jack Starr(DE)	5- 5-96
68	2:48:06	Don Johnson(NJ)	4-21-85
69	2:42:59	Gordon Wallace(AZ)	6-17-79
70	2:30:26	Tom Daintry(AUS)	5-17-81
	2:39:15	Robert Mimm(NJ)	5-21-95
71	2:47:31	Cokey Daman(VA)	9- 4-90
72	2:54:46	Gordon Wallace(AZ)	3-28-82
73	2:37:56	Alfred Roberts(GB)	8-16-75
	2:44:00	Robert Mimm(NJ)	5- 3-98
74	2:49:06	Cokey Daman(VA)	12-31-92
75	3:07:10	Harry Drazin(NJ)	10-16-88
76	3:48:56	George Knox(OH)	3-27-88
77	3:09:45	Gordon Wallace(AZ)	5-24-87
78	2:48:44	Albert Theobald(AUS)	8-16-75
	3:09:03	Tony Perona(CA)	5-24-87
84	3:59:43	Earl Bailey(VA)	11- 5-83
85	3:52:20	Earl Bailey(VA)	11- 3-84

50K WALK

35	3:42:04	Yevgeni Yevsyukov(URS)	8- 3-85
	4:03:13	Andrzej Chylynski(CO)	8- 2-96
36	3:46:25	Thierry Toutain(FRA)	5-23-98
	4:01:36	Jonathon Matthews(CA)	2-14-93
37	3:47:34	G. De Jonckheere(BEL)	9-10-89
	5:08:06	Keith Louma(GA)	2-15-99
38	3:43:03	Jose Marin(ESP)	9-30-88
	4:02:42	Jonathon Matthews(CA)	1- 8-95
39	3:47:48	Marcel Jobin(CAN)	6-20-81
	4:15:05	Gary Morgan(MI)	2-15-99
40	3:51:54	Jose Marin(ESP)	4- 7-90
	4:12:36	Jonathon Matthews(CA)	4-16-97
41	3:50:24	Evgeny Ivchenko(URS)	7-27-79
42	4:14:20	Mark Green(NY)	2-16-97
43	3:49:06	Jose Marin(ESP)	3-22-92
	4:19:27	Eugene Kitts(HI)	10-28-90
	3:59:46	Jose Magalhaes(POR)	8-21-98
	4:15:13	Eugene Kitts(HI)	3-19-91

Women's Racewalking

ONE MILE WALK

35	6:39.75	Michelle Rohl(NM)	4-22-01
40	7:51.1	Jolene Steigerwalt(CA)	2-11-84
41	7:45.1	Jolene Steigerwalt(CA)	2- 3-85
42	8:05.6	Jolene Steigerwalt(CA)	7- 2-86
43	7:53.56	Donna Chamberlain(PA)	9- 2-00
44	8:06	Lori Maynard(CA)	5-26-80
45	8:05	Jo Ann Nedelco(CA)	4-15-89
46	7:56	Jo Ann Nedelco(CA)	6-10-89
47	7:52	Jo Ann Nedelco(CA)	6- 9-90
48	8:21	Beverly La Veck(WA)	7-25-84
49	8:23.81	Beverly La Veck(WA)	2-23-86
50	8:34.1	Beverly La Veck(WA)	4-24-86
51	8:14.2	Beverly La Veck(WA)	7-22-87
52	8:45.51	Beverly La Veck(WA)	1- 8-89
53	8:42.0	Beverly La Veck(WA)	6- 7-89
54	10:08	Nancy Whitney(MD)	9-22-91
55	8:45.4	Beverly La Veck(WA)	6- 5-91
56	8:59	Beverly La Veck(WA)	7-29-92
57	8:52.8	Beverly La Veck(WA)	7-21-93
58	8:48.4	Beverly La Veck(WA)	6-22-94
59	8:59.0	Joyce Decker(IL)	7-26-93
60	8:52.0	Joyce Decker(IL)	4-23-94
61	8:47.4	Ruth Eberle(MO)	7-29-92

44	3:59:48	Willi Sawall(AUS)	8-17-86
	4:33:37	Mike Dewitt(WI)	1- 8-95
45	4:02:17	Gerhard Weidner(FRG)	10- 1-78
	4:56:57	Christian Amoroso(CO)	6-16-79
46	4:01:01	Gerhard Weidner(FRG)	9-30-79
	4:36:24	Bill Ranney(CA)	6-20-82
47	4:00:49	Gerhard Weidner(FRG)	4-19-80
	4:23:53	Eugene Kitts(HI)	1- 8-95
48	4:17:45	Gerhard Weidner(FRG)	4-26-81
	4:53:11	Sal Corrallo(VA)	8-26-79
49	4:15:53	Dieter Zschiesche(GER)	10-22-89
	4:52:31	Sal Corrallo(VA)	5-13-80
50	4:14:37	Gerhard Weidner(FRG)	8-28-83
	5:14:43	Glen Wells(UT)	4-27-86
51	4:35:23	Dieter Zschiesche(GER)	10-20-91
	5:07:01	Sal Corrallo(VA)	5-16-82
52	4:55:12	John Allen(CA)	9-10-78
53	4:26:32	Dieter Zschiesche(GER)	5-23-93
	5:04:45	Sal Corrallo(VA)	4-29-84
54	5:04:46	Don Johnson(NJ)	4- 4-71
55	4:49:36	Gary Little(NZL)	11- 9-97
	5:00:39	Max Green(MI)	2-21-88
56	5:06:36	Peter Worth(GB)	4-12-86
	5:20:40	Karl Krueger(CA)	2-22-87
57	5:11:54	Sal Corrallo(VA)	2-21-88
58	4:29:47	Gerhard Weidner(FRG)	4-23-91
	5:40:35	Don Johnson(NJ)	4-20-75
59	4:25:21	Gerhard Weidner(FRG)	4-19-92
	5:38:59	Lawrence O'Neil(MT)	6-11-67
60	4:23:29	Gerhard Weidner(FRG)	5-23-93
	5:09:20	John Stowers(TX)	3- 5-89
61	5:28:12	Helmut Hampe(FRG)	5-31-73
	5:37:30	Lawrence O'Neil(MT)	9-13-69
62	5:41:05	John Stowers(TX)	3-17-91
63	5:13:12	Robert Mimm(NJ)	4- 2-88
64	6:05:46	Charles Deuser(OH)	10-30-94
65	5:38:59	Len Creo(GB)	4- 9-88
	5:40:51	Robert Mimm(NJ)	4- 8-90
66	5:48:01	Gerd Nichek(FRG)	3-21-82
67	5:32:55	Len Creo(GB)	4- 7-90
	6:24:18	George Knox(OH)	10-28-78
68	6:31:44	George Knox(OH)	4- 6-80
69	6:29:33	George Knox(OH)	7-29-80
70	5:37:36	Tom Daintry(AUS)	9- 6-81
	6:18:14	Cokey Daman(VA)	3- 5-89
	p5:33:21p	Charles Colman(GBR)	6-30-96
71	6:27:36	Denis Cock(RSA)	7-27-85
	7:12:30	George Knox(OH)	7-12-80
72	5:58:55	Ernie Warwick(GB)	4- 9-88
	6:36:34	Don Johnson(NJ)	3- 5-89
73	7:22:48	John Clough(RSA)	8-23-86
74	7:04:23	Harry Drazin(NJ)	2-21-88
75	5:19:34	James Grimwadhae	8- 1-87
	7:58:15	George Knox(OH)	11- 2-86
	p7:18:21p	Henry Bent(MO)	11- 6-76

62	9:36.71	Ruth Leff(WI)	2- 3-90
63	9:29.2	Ruth Leff(WI)	7-22-90
64	9:49	Ruth Leff(WI)	10-27-91
65	9:23.36	Ruth Leff(WI)	7-23-92
66	9:29.0	Ruth Leff(WI)	7-26-93
67	9:23.6	Ruth Leff(WI)	7-28-94
68	9:32	Ruth Leff(WI)	7-26-95
69	12:01	Bonnie Kolson(HI)	8- 6-86
70	11:08.4	Joan Rowland(NY)	2-28-97
71	11:50	Adaline Crocker(HI)	10-16-83
	10:14p	Lucille Monroe(MO)	5-29-86
72	10:31.5	Miriam Gordon(FL)	7-12-98
73	10:20.6	Miriam Gordon(FL)	7-11-99
74	10:14	Fan Benno(TX)	5-29-92
75	12:23.4	Adaline Crocker(HI)	4-29-87
76	13:08	Marilla Salisbury(CA)	7-14-84
77	13:38p	Marilla Salisbury(CA)	8- 4-85
78	16:51	Esther Dutton(CA)	4- 1-89
79	12:57.0	Marilla Salisbury(CA)	7-11-87


3K WALK

35	12:28.761	Dana Vavracova(CZE)	3- 4-90
	13:11.76	Victoria Herazo(NV)	3- 4-95
36	13:12.291	Victoria Herazo(NV)	3- 2-96
37	13:05.721	Joanne Dow(NH)	3- 2-02

38	12:57.0	Anne Manning(AUS)	1-31-98
	p16:18.851	Motaji Graham(MA)	4- 4-92
39	13:25.191	Lynda Brubaker(GA)	3- 2-96
40	13:46.731	Maryanne Torrellas(CT)	3-29-99
41	13:26.61	Suzanne Griesbach(FRA)	2-22-87
	14:18.081	Maryanne Torrellas(CT)	3-26-00
42	13:28.821	Suzanne Griesbach(FRA)	2-21-88
	13:48.491	Lynda Brubaker(GA)	3-29-99
43	13:46.421	Suzanne Griesbach(FRA)	2- 5-89
	14:23.331	Viisha Sedlak(CO)	4- 4-92
44	14:07.691	Josiane Chevrier(FRA)	2-21-88
	15:12.21	Viisha Sedlak(CO)	3-19-93
45	14:57.6	Gayle Johnson(MO)	4-24-94
46	15:44.56	Dianne Kelly(NZ)	2- 4-96
	15:45.6	Lynn Tracy(WI)	3- 7-99
	p15:41.781	Janet Comi(CO)	3-26-00
47	14:43.70	Sally Richards-Kerr(CT)	3-26-00
48	15:52.711	Ann Lewis(GBR)	3- 2-96
	15:56.751	Karen Davis(AZ)	3-23-97
49	15:27.06	Tish Roberts(IN)	3-29-99
50	15:50.37	Gayle Johnson(MO)	8- 6-99
	p15:13.21	Vieno Heikkila(FIN)	- 8-88
51	16:05.8	Beverly La Veck(WA)	6- 6-87
52	15:04.351	Gayle Johnson(MO)	2-10-01
53	16:19	Beverly La Veck(WA)	7- 7-89
54	16:42	Mary Worth(GBR)	7-31-83
	16:49.81	Elton Richardson(NY)	2-28-93
55	15:58.471	Waltraud Seiler(GER)	3- 1-97
	16:24	Elton Richardson(NY)	7-10-94
56	17:09.2	Beverly La Veck(WA)	6-13-92
57	16:40.4	Beverly La Veck(WA)	3-19-94
58	16:47.78	Beverly La Veck(WA)	6-11-94
59	16:14.6	Mary Worth(GBR)	7-23-88
	17:26.6	Joyce Decker(IL)	7-10-93
60	16:28.6	Mary Worth(GBR)	7- 9-89
	16:51.0	Joyce Decker(IL)	4-23-94
61	17:09.7	Beverly La Veck(WA)	6- 8-97
62	17:17.8	Ruth Eberle(MO)	4-24-94
63	18:33.0	Joyce Decker(IL)	5-31-97
64	17:27.831	Mary Worth(GBR)	3-20-93
	19:06.831	Ruth Eberle(MO)	3-23-91
65	17:46.251	Ruth Eberle(MO)	2- 8-97
66	17:46.3	Beverly La Veck(WA)	6- 1-02
67	18:50	Ruth Leff(WI)	4-23-94
68	20:02.0	Miriam Gordon(FL)	8-22-93
	p17:321	Britta Tibbling(SWE)	- 8-87
69	19:14.8	Miriam Gordon(FL)	9-25-94
70	19:38.86	Miriam Gordon(FL)	9-17-95
	p17:38.21	Britta Tibbling(SWE)	- 8-88
71	18:04.4	Britta Tibbling(SWE)	7- 5-89
	21:40.641	Joan Rowland(NY)	3-29-98
72	20:26.3	Miriam Gordon(FL)	9- 7-97
73	20:29.8	Miriam Gordon(FL)	6- 5-99
74	20:29.0	Miriam Gordon(FL)	9- 5-99
75	20:41	Miriam Gordon(FL)	9-10-00
76	21:33.7	Miriam Gordon(FL)	9-16-01
77	23:06.491	Margaret Walker(PA)	3-29-99
78	34:44y	Esther Dutton(CA)	4- 1-89
79	32:49.6	Elena Carola(CA)	9-19-87
80	24:14.6	Louise Swanson(WA)	6- 3-89
81	24:00	Nance Jeffreys(AUS)	11- 3-90
	24:11.2	Louise Swanson(WA)	6- 2-90
82	25:13.6	Louise Swanson(WA)	6- 1-91
83	24:281	Nora Wedemo(SWE)	3- 1-97
85	27:36	Nance Jeffreys(AUS)	9-27-94
	28:47.111	Dorothy Roberts(CA)	2-24-95
87	27:41.761	Dorothy Roberts(CA)	2-16-97

5K WALK

35	20:41	Kerry Saxy(AUS)	6- 6-96
	22:39	Victoria Herazo(NV)	9-17-94
	22:39	Debbi Lawrence(WI)	8-24-97
36	21:23.07	Anne Manning(AUS)	2-17-96
	23:33.25	Victoria Herazo(NV)	7-22-95
37	22:03.88	Yelena Veremchuk(UKR)	5-11-97
	22:49	Victoria Herazo(NV)	9-14-96
38	22:35t	Janice McCaffrey(CAN)	4-11-98
	23:34	Victoria Herazo(NV)	8-24-97
39	23:31	Victoria Herazo(NV)	9-12-98
40	23:27	Suzanne Griesbach(FRA)	6-15-85
	23:57.93	Lynda Brubaker(GA)	8- 8-97
41	22:51.4	Suzanne Griesbach(FRA)	4-26-86
	23:28.1	Lynda Brubaker(GA)	7-31-98
42	22:49.4	Suzanne Griesbach(FRA)	8- 9-87
	24:18	Viisha Sedlak(CO)	7-21-91
43	23:38.06	Suzanne Griesbach(FRA)	8-14-88
	25:00.55	Maryanne Torrellas(CT)	4-27-02
44	23:08.21	Suzanne Griesbach(FRA)	6-13-89
	24:14	Gayle Johnson(MO)	8-29-93



JERRY WOJCIK

Sherry Brosnanan, W50.

45	24:16.9	Barbara Nel(RSA)	4-28-00
	25:51	Lori Maynard(CA)	5-30-81
46	24:29.1	Suzanne Griesbach(FRA)	4-28-91
	25:28	Jo Ann Nedelco(CA)	9-24-89
47	25:09.47	Jo Ann Nedelco(CA)	8- 2-90
48	25:41	Jo Ann Nedelco(CA)	6- 8-91
49	26:16	Jo Ann Nedelco(CA)	9-27-92
50	26:01.0	Waltraud Seiler(GER)	7-21-91
	25:53	Jo Ann Nedelco(CA)	9-25-93
51	25:04	Heidi Maeder(SUI)	9-30-95
52	25:21	Gayle Johnson(MO)	10-14-00
	25:55	Waltraud Seiler(GER)	8-28-93
	27:16	Gayle Johnson(MO)	9-22-01
	25:01.6	Heidi Maeder(SUI)	6-28-97
	27:59	Beverly La Veck(WA)	8- 5-89

64	29:29.04	Ruth Eberle (MO)	8-12-94
64	28:53.24	Beverly La Veck (WA)	7- 1-00
65	28:54.13	Janina Fijalkowska (POL)	7- 5-01
	29:29.72	Beverly La Veck (WA)	7- 5-01
66	27:57.0	Jean Albury (AUS)	10- 6-95
	29:49.90	Beverly La Veck (WA)	6-22-02
67	29:54.95	Olga Meyer (FRG)	9- 2-95
	31:41.21	Shirley Dockstader (CA)	8-11-00
68	30:37	May Bengtsson (SWE)	12- 4-87
	31:34	Miriam Gordon (FL)	1-22-94
69	29:33	Britta Tibbling (SWE)	12- 4-87
	32:54	Miriam Gordon (FL)	10-22-94
70	30:09.0	Britta Tibbling (SWE)	7- 2-88
	32:59	Miriam Gordon (FL)	10-28-95
71	29:16	Britta Tibbling (SWE)	7-21-89
	-34:51	Miriam Gordon (FL)	10-26-96
72	33:30:00	Miriam Gordon (FL)	3- 7-98
73	30:50.2	Britta Tibbling (SWE)	7-21-91
	34:11	Margaret Walker (FRG)	9-29-95
74	34:32.60	Johanna Luther (PA)	6-25-88
	35:09	Imogene Watkins (MS)	11-12-94
75	32:44.76	Britta Tibbling (SWE)	10-16-93
	34:47.11	Miriam Gordon (FL)	8-11-00
76	33:26	Johanna Luther (FRG)	9-30-89
	35:18t	Jane Dana (CA)	10-19-97
77	35:10.2	Jane Dana (CA)	7-31-98
	37:04	Nance Jeffreys (AUS)	12- 4-87
78	36:11	Jane Dana (CA)	9-25-99
79	38:22.28	Jane Dana (CA)	8-11-00
80	37:18.6	Jane Dana (CA)	6-17-01
81	37:41	Anne Clarke (IL)	7-21-91
82	37:56.04	Polly Clarke (CO)	8-14-92
83	44:01.46	Fan Benno (TX)	7- 5-01
84	66:57	Marilla Salisbury (CA)	8-14-92
85	44:43.85	Dorothy Roberts (CA)	7-21-95
86	41:52.5	Margit Lindgren (SWE)	7-18-97
	44:47.39	Dorothy Roberts (CA)	8-16-96
87	44:30.8	Dorothy Roberts (CA)	9-18-97
88	45:57.6	Dorothy Roberts (CA)	7-31-98

10K WALK

35	43:15	Graciela Mendoza (MEX)	5- 9-99
	46:26	Victoria Herazo (NV)	4-29-95
36	42:52:00	Kerry Saxby (AUS)	1-26-98
	45:52.63	Victoria Herazo (NV)	6-17-95
37	43:38:00	Kerry Saxby (AUS)	8- 8-98
	45:47	Victoria Herazo (NV)	5-10-97
38	45:30	Janice McCaffrey (CAN)	5-23-98
	46:08	Debbi Lawrence (WI)	6-25-00
39	48:21.4	Suzanne Griesbach (FRA)	5-13-84
	48:29:00	Victoria Herazo (NV)	8- 2-98
40	49:10	Suzanne Griesbach (FRA)	7- 9-85
	49:19	Lynda Brubaker (PA)	6-14-97
41	47:07	Suzanne Griesbach (FRA)	5-24-86
	48:30:00	Lynda Brubaker (PA)	8- 2-98
42	48:06	Suzanne Griesbach (FRA)	9- 1-87
	50:14	Viisha Sedlak (CO)	7-25-91
43	48:17	Suzanne Griesbach (FRA)	9- 4-88
	50:55	Gayle Johnson (MO)	3-29-92
44	47:03	Suzanne Griesbach (FRA)	4-21-90
	52:00	Lori Maynard (CA)	6-29-80
45	48:32	Suzanne Griesbach (FRA)	6-16-90
	52:58	Lori Maynard (CA)	7-19-81
46	49:15	Suzanne Griesbach (FRA)	4-28-91
	50:58	Gayle Johnson (MO)	3-28-95
	52:36	Jo Ann Nedelco (CA)	9- 8-90
p51-32	Heidi Rebellato (SWI)	7-30-89	
47	53:27	Jo Ann Nedelco (CA)	6-23-91
48	54:33	Shiela Miller (AUS)	11-29-87
49	54:40	Mary Snyder (ID)	8-13-00
50	53:11	Waltraud Seiler (GER)	7-21-91
	57:06	Jo Ann Nedelco (CA)	8-14-93
51	53:15	Waltraud Seiler (GER)	7- 3-92
	56:19	Gayle Johnson (MO)	5- 7-00
p50-40	Sandra Kramer (AUS)	6- 5-99	
52	54:18	Gayle Johnson (MO)	5-12-01
	57:21	Heidi Maeder (SUI)	3-29-97
53	51:56	Beverly La Veck (WA)	7-30-89
	57:21	Olga Meyer (FRG)	5- 8-82
54	54:45	Elton Richardson (NY)	8-14-93
	57:21	Waltraud Seiler (GER)	6- 2-96
55	54:24	Elton Richardson (NY)	8-14-94
	57:24	Waltraud Seiler (GER)	4-27-97
56	55:20	Elton Richardson (NY)	7- 9-95
	58:11	Waltraud Seiler (GER)	3- 9-98
57	55:45	Waltraud Seiler (GER)	11-20-93
	58:25.0	Beverly La Veck (WA)	5-21-86
58	55:27.7	Olga Meyer (FRG)	11-31-86
	57:56	Beverly La Veck (WA)	8-14-94
59	54:30	Olga Meyer (GER)	8-14-87
	58:44:00	Elton Richardson (NY)	4-19-98

60	56:00	Olga Meyer (FRG)	5- 7-88
	59:30	Bev LaVeck (WA)	8-23-86
61	55:58	Olga Meyer (FRG)	5-28-89
	59:43	Ruth Eberle (MO)	8-16-92
	59:43	Elton Richardson (NY)	8-13-00
62	56:29	Olga Meyer (FRG)	9-15-90
	61:50	Ruth Eberle (MO)	8-14-93
63	57:44	Olga Meyer (FRG)	5- 5-91
	60:12	Ruth Eberle (MO)	8-14-94
64	59:26.1	Bev LaVeck (WA)	4-22-90
65	58:45	Janina Fijalkowska (POL)	7-13-01
	59:46	Beverly La Veck (WA)	7-13-01
66	61:36	Olga Meyer (FRG)	10- 1-94
	62:19	Beverly La Veck (WA)	8-11-02
67	60:38	Olga Meyer (FRG)	9-30-95
	64:58	Shirley Dockstader (CA)	8-13-00
68	58:41	Britta Tibbling (SWE)	8- 1-86
	65:28	Miriam Gordon (FL)	10-11-93
69	59:51	Britta Tibbling (SWE)	11-29-87
	66:55	Shirley Dockstader (CA)	8-11-02
70	60:18	Britta Tibbling (SWE)	6-26-88
	69:21	Miriam Gordon (FL)	2-11-96
71	62:08	Britta Tibbling (SWE)	7-30-89
	p69:44	Miriam Gordon (FL)	7- 9-97
72	69:20	Miriam Gordon (FL)	3-28-98
73	62:45	Britta Tibbling (SWE)	7-25-91
	72:44:00	Miriam Gordon (FL)	8- 2-98
74	68:17	Anna Villet (RSA)	7-13-01
	72:07	Miriam Gordon (FL)	2-26-00
75	67:56	Britta Tibbling (SWE)	10-11-93
	72:05	Miriam Gordon (FL)	8-13-00
76	74:20:00	Margaret Walker (PA)	7-11-98
77	72:14:00	Jane Dana (CA)	8- 2-98
78	73:52	Ailsa Forbes (NZ)	7-30-89
79	73:20	Jane Dana (CA)	8-13-00
80	75:41.7	Jane Dana (CA)	4-14-02
81	77:07	Jane Dana (CA)	8-11-02
82	1:26:34	Nora Wedemo (SWE)	7-16-95
	1:31:48	Fan Benno (TX)	8-13-00
86	1:23:49	Margit Lindgren (SWE)	7- 9-97

ONE HOUR WALK

35	7-1625	12.751 Victoria Herazo (NV)	11-26-94
	7-1159	12.325 Victoria Herazo (NV)	10- 8-95
37	8-118	12.891 Joanne Dow (NH)	10- 7-01
38	6-1473	11.003 Gloria Rawls (PA)	10- 8-95
39	6-1617	11.135 Karen Stoyanowski (CA)	11-13-94
40	6-1013	10.582 E. Walbridge (NM)	11-17-90
41	7-662	11.871 Heather McDonald (AUS)	11-11-90
42	7-506	11.728 Victoria Herazo (NV)	10- 1-00
43	7-315	11.553 Donna Chamberlain (PA)	10- 3-99
44	7-85	10.911 Sandra Denoon (IL)	10-24-98
45	6-1372	11.343 Lori Maynard (CA)	6-29-80
46	7-14	11.045 Jo Ann Nedelco (CA)	12-18-88
47	7-159	11.278 Jo Ann Nedelco (CA)	12-17-89
48	6-679	11.411 Jo Ann Nedelco (CA)	7-15-90
49	6-583	10.277 Jolene Steigerwalt (CA)	12-17-91
50	6-638	10.189 Linda Stein (FL)	4-19-97
	6-98	10.239 Penny Hall (AUS)	11-11-90
	6-505	9.746 Jolene Steigerwalt (CA)	12-11-93
51	6-611	10.118 Jolene Steigerwalt (CA)	11-26-94
p6-611	10.215 Jackie Reitz (IN)	4- 9-00	
52	6-825	10.410 Joan Hooper (AUS)	12-13-89
	6-445	10.063 Beverly La Veck (WA)	11- 5-88
p6-704	10.300 Jackie Reitz (IN)	11- 5-88	
53	6-541	10.151 Elton Richardson (NY)	10-17-92
54	6-597	10.202 Elton Richardson (NY)	10- 3-93
55	6-624	10.227 Elton Richardson (NY)	10- 9-94
56	6-293	9.924 Elton Richardson (NY)	10- 8-95
57	6-685	10.282 Beverly La Veck (WA)	11-20-93
58	6-119	9.765 Joyce Decker (IL)	6- 6-92
59	6-581	10.187 Elton Richardson (NY)	11-23-97
60	5-1699	9.600 June-Marie Provost (CAN)	12-11-93
	5-1654	9.559 Ruth Eberle (MO)	10-15-91
61	6-49	9.701 Ruth Eberle (MO)	10-18-92
62	5-1724	9.623 Ruth Eberle (MO)	10-23-93
63	6-500	10.113 Beverly La Veck (WA)	9-25-99
64	5-1262	9.201 Patricia Nesley (DC)	10-18-92
65	5-1339	9.271 Ruth Leff (WI)	6- 6-94
66	5-1549	9.463 Beryl Neuman (AUS)	6-23-90
	5-1272	9.210 Ruth Leff (WI)	9-19-93
67	5-36	8.080 Rose Kash (CA)	12-10-88
68	5-206	8.235 Rose Kash (CA)	12- 9-09
69	4-1660	7.955 Rose Kash (CA)	12- 9-09
70	5-492	8.497 Miriam Gordon (FL)	10-15-95
71	5-465	8.472 Velma Jacobs (CO)	9-28-87
72	4-1326	7.650 Velma Jacobs (CO)	9-18-88
73	4-1237	7.569 Rose Kash (CA)	11-26-94
74	4-865	7.228 Marilla Salisbury (CA)	9- 5-81
75	4-1522	7.829 Velma Jacobs (CO)	9-22-91

76	4-1491	7.801 Velma Jacobs (CO)	9- 7-92
77	4-974	7.328 Mary Latham (VA)	10-18-92
78	4-120	6.547 Bernice Springer (KS)	10-13-90
79	2-1684	4.759 Esther Dutton (CA)	7-15-90
	4-493 p	6.888 Mary Latham (VA)	10-23-94
80	4-588	6.975 Mary Latham (VA)	11- 5-95
82	4-50	6.483 Mary Latham (VA)	11- 8-97
83	p40-301	6.713 Mary Latham (VA)	- -98
84	4-283	6.696 Dorothy Roberts (CA)	7-17-94
85	3-1727	6.407 Dorothy Roberts (CA)	12-11-94
86	3-1555	6.250 Dorothy Roberts (CA)	9-14-96

15K WALK

35	1:10:27	Victoria Herazo (NV)	5-21-95
36	1:12:39	Victoria Herazo (NV)	9-24-95
37	1:15:51	Victoria Herazo (NV)	5-18-97
38	1:13.25	Debbi Lawrence (WI)	3-12-00
40	1:17:03	Victoria Herazo (NV)	5-21-00
41	1:20:06	Sally Richards-Kerr (CO)	9- 5-93
42	1:18:55	Lynda Brubaker (PA)	5-23-99
43	1:22:09	Victoria Herazo (NV)	6- 2-02
44	1:24:06	Jeanne Bocci (MI)	8-16-87
45	1:23:23	Jo Ann Nedelco (CA)	4-30-89
47	1:21:44	Sally Richards (CO)	10-23-99
48	1:36:10	Kathy Frable (TX)	9- 5-93
49	1:27:34	Lori Maynard (CA)	3-30-85
50	1:28:50	Beverly La Veck (WA)	12-13-86
51	1:26:42	Beverly La Veck (WA)	8-16-87
52	1:22:35	Gayle Johnson (MO)	5-12-01
53	1:30:25	Beverly La Veck (WA)	4-30-89
54	1:33:31	Ruth Eberle (MO)	8-25-85
55	1:28:03	Beverly La Veck (WA)	5-12-91
56	1:27:18	Jo Ann Nedelco (CA)	5-23-99
57	1:31:00	Elton Richardson (NYC)	4-15-96
58	1:32:28	Elton Richardson (NY)	5-18-97
59	1:38:09	Joyce Decker (IL)	10-24-93
60	1:35:05	Joyce Decker (IL)	9-25-94
61	1:36:08	Beverly La Veck (WA)	2- 8-98
62	1:38:10	Sami Bailey (IN)	5-23-99
63	1:41:39	Ruth Leff (WI)	10-21-90
64	1:40:39	Joanne Elliot (FL)	5-20-01
65	1:44:05	Ruth Leff (WI)	10-18-92
66	1:37:59	Beverly La Veck (WA)	5- 5-02
67	1:44:57	Ruth Leff (WI)	10-16-94
68	1:52:18	Mayme Bdera (NY)	10- 9-83
69	1:50:50	Joan Rowland (NY)	4-15-96
70	1:59:21	Rose Kash (CA)	5-24-92
71	2:02:46	Patti Kennedy (CA)	5-19-02
72	2:03:03	Rose Kash (CA)	5-22-94
73	2:03:29	Rose Kash (CA)	5-21-95
74	2:05:14	Adaline Crocker (HI)	4- 6-86
75	1:56:10	Jane Dana (CA)	10- 6-96
76	2:12:37	Ernestine Yeomans (CAN)	5-14-95
80	1:58:42	Jane Dana (CA)	5-19-02

20K WALK

35	1:33:27	Joanne Dow (NH)	3-20-99
36	1:37:38	Teresa Vaill (NY)	3-20-99
p12-28:20p	Yelena Nikolayeva (RUS)	8- 7-02	
37	1:38:06	Victoria Herazo (CA)	6-30-96
38	1:29:36	Kerry Saxby (AUS)	4-30-00
	1:33:23	Teresa Vaill (NY)	3-31-01
39	1:32:02	Kerry Saxby (AUS)	9-28-00
	1:42:17	Victoria Herazo (NV)	8-30-98
40	1:47:38	L. Nityagovskaya (RUS)	7-31-94
	1:57:23	Jolene Steigerwalt (CA)	1- 8-84
41	1:43:05	Victoria Herazo (NV)	6-25-00
42	1:47:10	L. Nityagovskaya (RUS)	6-29-96
	1:48:57	Lynda Brubaker (PA)	6-26-99
43	1:43:32	Barbara Nel (RSA)	5-24-98
	1:47:48	Lynda Brubaker (PA)	5-21-00
44	1:42:22	Heather McDonald (AUS)	12- 9-93
	1:53:05	Jeanne Bocci (MI)	8-16-87
45	1:55:07	Lori Maynard (CA)	5- 2-81
p14-8:25	Vieno Heikkila (FIN)	- -	
46	1:54:42	Lori Maynard (CA)	5- 9-82
47	1:50:16	Sally Richards (CO)	10-23-99
48	1:56:30	Beverly La Veck (WA)	8-19-84
49	1:52:03	Heidi Maeder (SUI)	5-29-93
	1:58:01	Lori Maynard (CA)	3-30-85
50	1:59:52	Beverly La Veck (WA)	12-13-86
51	1:53:44	Gayle Johnson (MO)	4-16-00
52	1:49:17	Heidi Maeder (SUI)	6-30-96
	1:50:12	Gayle Johnson (MO)	5-12-01