

2013 ANNUAL REPORT

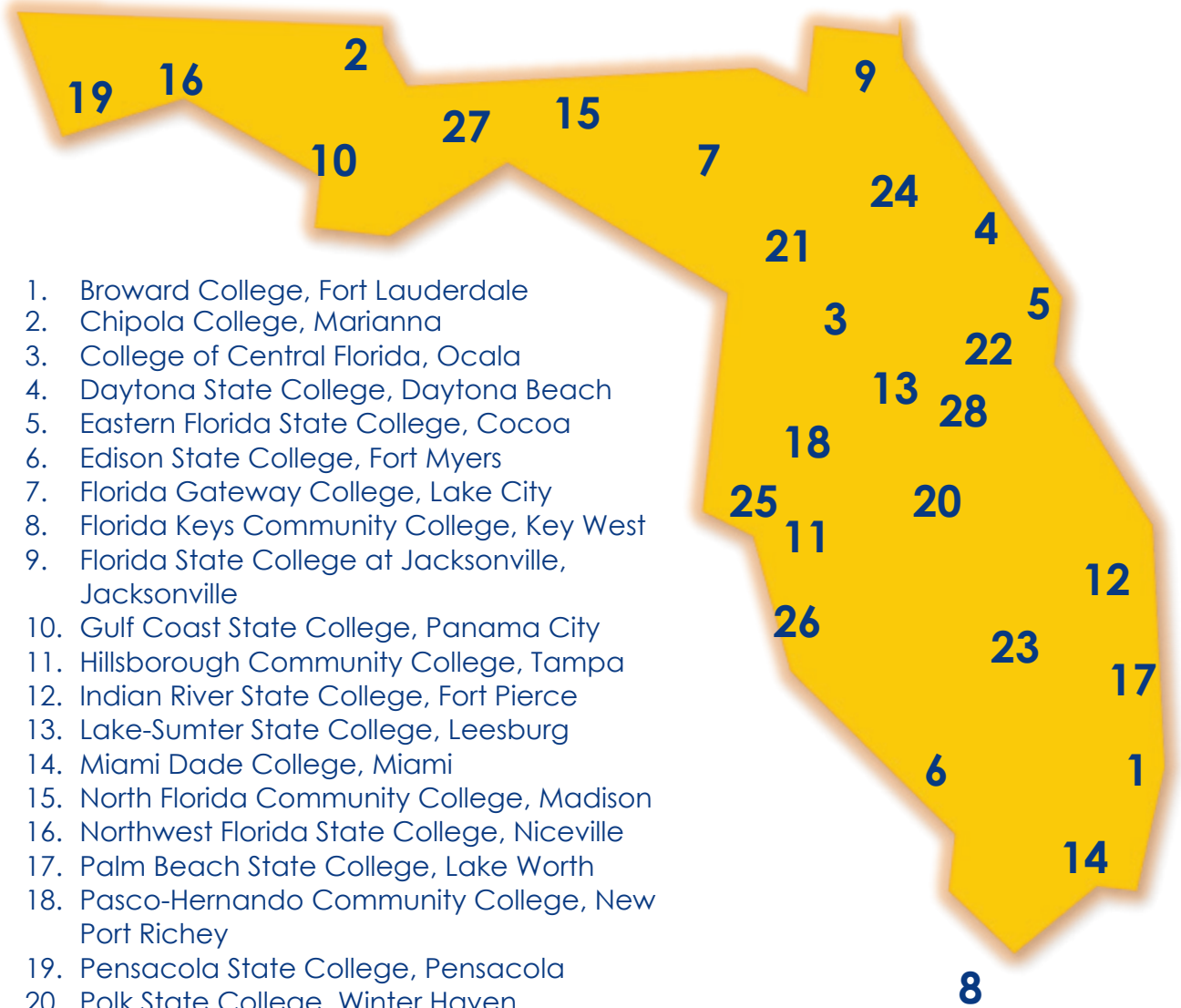
TABLE OF CONTENTS

Map	2
Message from the Chancellor	3
About Us	4-5
Economic Impact	6-7
Facts At-A-Glance	8-13
Developmental Education	14-15
FCS Foundation	16-17
Grants	18-19
Equity	20



Photos courtesy of Hillsborough Community College, State College of Florida, Manatee-Sarasota, Miami Dade College and Pasco-Hernando Community College

MAP OF THE FLORIDA COLLEGE SYSTEM



1. Broward College, Fort Lauderdale
2. Chipola College, Marianna
3. College of Central Florida, Ocala
4. Daytona State College, Daytona Beach
5. Eastern Florida State College, Cocoa
6. Edison State College, Fort Myers
7. Florida Gateway College, Lake City
8. Florida Keys Community College, Key West
9. Florida State College at Jacksonville, Jacksonville
10. Gulf Coast State College, Panama City
11. Hillsborough Community College, Tampa
12. Indian River State College, Fort Pierce
13. Lake-Sumter State College, Leesburg
14. Miami Dade College, Miami
15. North Florida Community College, Madison
16. Northwest Florida State College, Niceville
17. Palm Beach State College, Lake Worth
18. Pasco-Hernando Community College, New Port Richey
19. Pensacola State College, Pensacola
20. Polk State College, Winter Haven
21. Santa Fe College, Gainesville
22. Seminole State College of Florida, Sanford
23. South Florida State College, Avon Park
24. St. Johns River State College, Palatka
25. St. Petersburg College, St. Petersburg
26. State College of Florida, Manatee-Sarasota, Bradenton
27. Tallahassee Community College, Tallahassee
28. Valencia College, Orlando

MESSAGE FROM THE CHANCELLOR

Dear friends of the Florida College System:

At its core, the Florida College System (FCS) is about providing access to high-quality education and job training that responds to community and state needs. Our colleges are working diligently to provide Floridians an affordable array of educational opportunities, ranging from certificate programs to bachelor's degrees.

But access and affordability are just the beginning. Students enrolling in the FCS are the recipients of a world-class, high-quality education. Equipped with FCS credentials, our graduates continue their education or get high-skill, high-wage jobs.

In fact, 88 percent of FCS graduates are employed or continuing their education within one year of graduation. Fifty-four percent of juniors and seniors in the State University System transferred from an FCS institution. And, our bachelor's degree graduates boast an average salary of \$46,186.



Our colleges serve one out of every 21 Floridians. Each student enrolling in one of our great colleges has access to educational programs that lead to life-changing opportunities. Within this report, you will get a glimpse at the impact of the Florida College System this past year.

Sincerely,

A handwritten signature in black ink that reads "Randy Hanna". The signature is written in a cursive, flowing style.

Randy Hanna
Chancellor, The Florida College System

ABOUT US

The mission of the Florida College System is to provide access to high-quality, affordable academic and career education programs that maximize student learning and success, develop a globally competitive workforce and respond rapidly to diverse state and community needs.

mission statement

The Florida College System is a network of 28 community colleges, colleges and state colleges serving nearly a million Floridians. Our system is the primary point of access to higher education in Florida, enrolling returning adult students and 65 percent of recent high school graduates.

The Florida College System offers an array of programs designed to prepare students for entry into the workforce or opportunities to continue their education. Our colleges develop vibrant partnerships with business, industry and other higher education sectors, affording all students low-cost, high-quality educational opportunities.

The history of the Florida College System can be traced back to the founding of St. Petersburg Junior College as a private, two-year college in 1927. In 1933, Palm Beach Junior College was founded as the first public college in Florida. By 1939, the Florida Legislature passed a law allowing counties to petition for the establishment of public colleges. In 1947-48, the legislature began establishing community colleges across the state to meet local workforce needs. The legislature adopted the 1957 report *The Community Junior College in Florida's Future*, which recommended the establishment of 28 colleges.

ABOUT US

In 1972, the legislature's plan for the system was complete with the establishment of Pasco-Hernando Community College, bringing the total number of colleges to 28. During the next three decades, enrollment in the system steadily increased as Florida College System institutions met the needs of local communities. In response to a shortage of bachelor's degree holders in the state, Florida College System institutions received statutory approval to offer bachelor's degrees in 2001. In the beginning of the 21st century, the Florida College System solidified its place as the primary access point to higher education for Floridians.

Florida College System institutions consistently top national rankings. Broward College and Santa Fe College were named among the top 10 community colleges in the nation by the Aspen Institute in 2013. Four colleges - Indian River State College, Miami Dade College, Seminole State College of Florida and St. Johns River State College - were finalists for American Association of Community Colleges' 2013 Awards of Excellence. And 17 of our colleges topped *Community College Week's* rankings of top associate degree producers.

These accolades tell us something we already know: the FCS is delivering on our promise for Florida's future.

In 2012, Governor Rick Scott challenged the FCS to work to develop bachelor's degrees costing students no more than \$10,000.

Our colleges heard the governor's call and all 24 colleges approved to offer bachelor's degrees signed on to the challenge. Thirteen colleges plan to start as early as fall 2013.

The response to the governor's \$10,000 bachelor's degree challenge reaffirms the FCS's mission to provide access to affordable, high-quality education and job training for all Floridians.

2012-13 highlights

ECONOMIC IMPACT

The Florida College System generates a vast array of benefits for its students, communities and the state of Florida. A March 2013 report from Economic Modeling Specialists, Inc., (EMSI) details the significant role the system plays in the local and regional economy. The report was commissioned by the Florida College System Council of Presidents, with support from the FCS Foundation.

In addition to examining the impact of college and student spending, EMSI also looked at impacts created by the accumulated skills and higher productivity of students in the workforce.

Investment Analysis

Student Perspective

- The Florida College System served 706,703 credit and 146,500 non-credit students in the 2011-12 reporting year.
- Education increases lifetime income. The average income at the career midpoint of someone with an associate degree in Florida is \$40,700, which is 35 percent more than a student with a high school diploma.
- Throughout his or her working career, the average student's lifetime income increases by \$6.00 for every dollar invested in an education from the Florida College System.
- Students enjoy an attractive 16.8 percent average rate of return on their educational investment, recovering all costs (including tuition, fees and forgone wages) within 9.1 years.

Social Perspective

- Higher earnings that accrue to Florida College System students and the associated increases in state income expand the tax base in Florida by more than \$3 billion each year.
- Florida will see avoided social costs amounting to \$158.6 million per year due to Florida College System students, including savings associated with improved health, reduced crime, and reduced welfare and unemployment.

ECONOMIC IMPACT

Taxpayer Perspective

- The state government allocated \$1.2 billion in support of the Florida College System in fiscal year 2011-12.
- For every dollar of this support, taxpayers see a cumulative return of \$2.90 during the course of students' working careers (in the form of higher tax receipts and avoided costs).
- The state government sees a rate of return of 9.4 percent on its support for the Florida College System. This return compares very favorably with private sector rates of return on similar long-term investments.

Economic Growth Analysis

College Operations Effect

- The Florida economy annually receives roughly \$1.3 billion in income due to Florida College System operations. This is a conservative figure adjusted to account for monies that leave the state economy or are withdrawn from the economy in support of the Florida College System.

Student Spending Effect

- An estimated 5.2 percent of Florida College System students come from outside the state, bringing with them monies that would not have otherwise entered the state economy.
- The expenditures of out-of-state students annually generate roughly \$24.9 million in added income in Florida.

Productivity Effect

- The current Florida economy embodies an estimated 159.6 million credits that have accumulated during the past 30-year period as thousands of former students from the Florida College System enter the workforce year after year.
- College skills translate to higher student earnings and increased business output. The added income attributable to the accumulation of credits from the Florida College System in the workforce amounts to around \$25.2 billion each year.

FACTS AT-A-GLANCE

Facilities

Florida College System Institutions	28
Campuses	68
Sites	178
College Owned Buildings	2,139
College Owned Gross Square Footage	38,737,182
Acres of Land (Owned & Leased)	13,212
System Average Building Age (in years)	23.3
Capital Assets	\$7.3 billion
Maintenance Funding from State (PECO*)	\$5.4 million
Fixed Capital Outlay Project Funding from State (Lottery)	\$69.1 million
Total Fixed Capital Outlay Funding from State	\$74.5 million

*Note: Public Education Capital Outlay



Photo courtesy of Gulf Coast State College



Photo courtesy of Santa Fe College

Funding

General Revenue	\$871 million
Student Fees*	\$872 million
Lottery Funding	\$181 million

*Note: Student Fees include tuition, out-of-state fees and technology fees, and are estimated based on FTE-2A

FACTS AT-A-GLANCE

Students

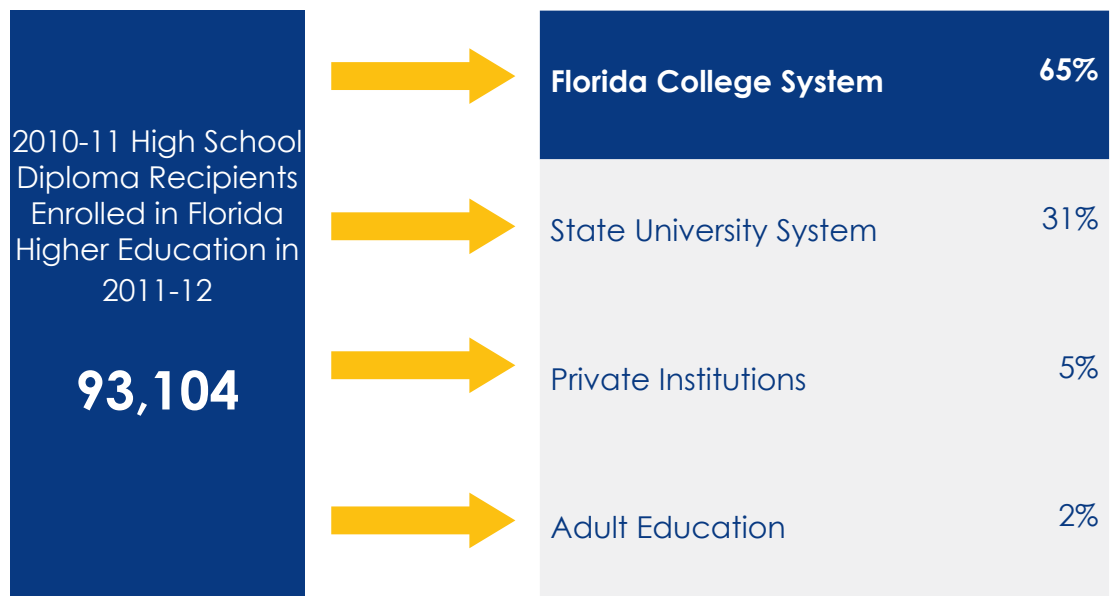
Student Characteristics



Photo courtesy of College of Central Florida

Headcount	879,948
Full-time	37%
Part-time	63%
Average age	26
Gender	59% female
Minority enrollments	55%
Students with disabilities enrollments	22,564

Recent High School Graduates

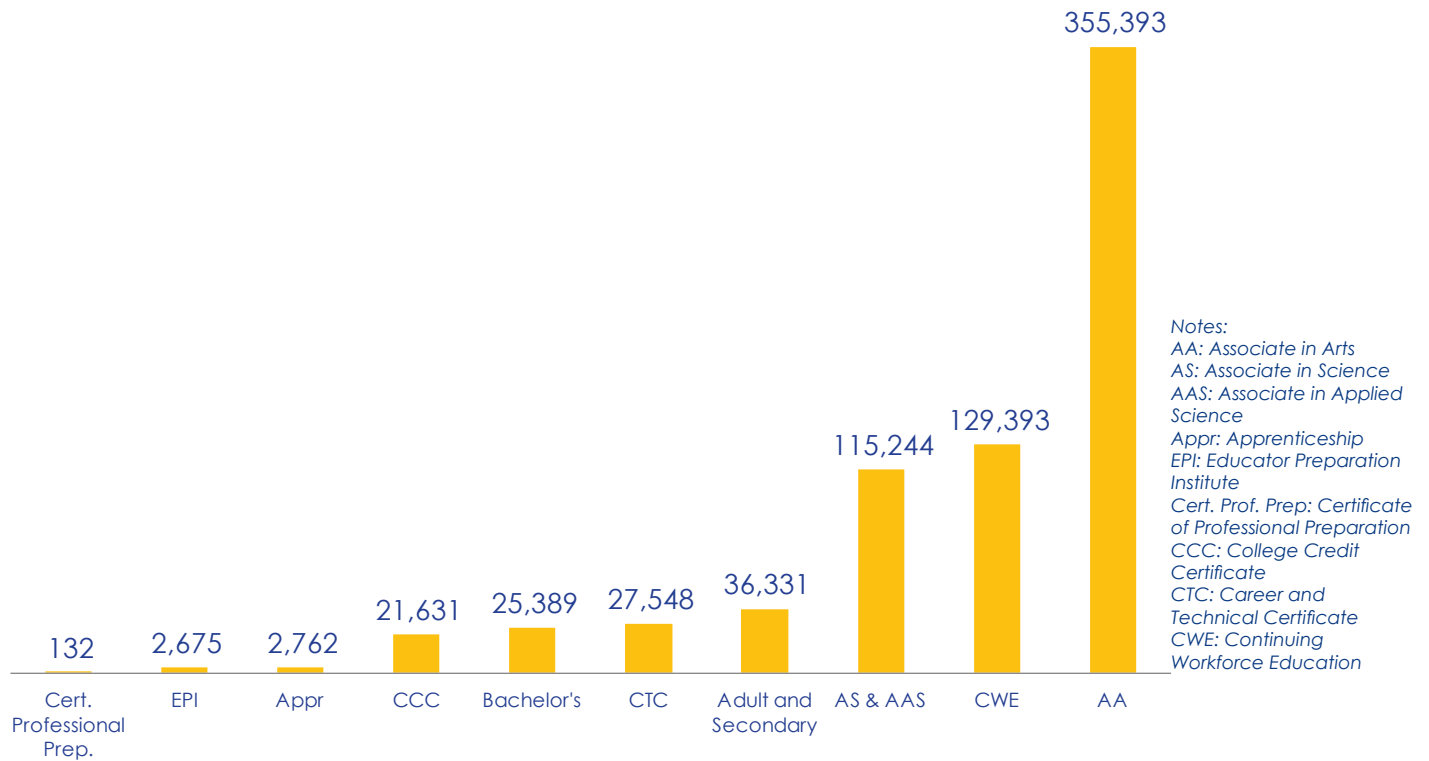


Note: students may enroll in more than one sector

FACTS AT-A-GLANCE

Students

Program Enrollments



Note: students may enroll in more than one program



Photo courtesy of Santa Fe College



Photo courtesy of College of Central Florida

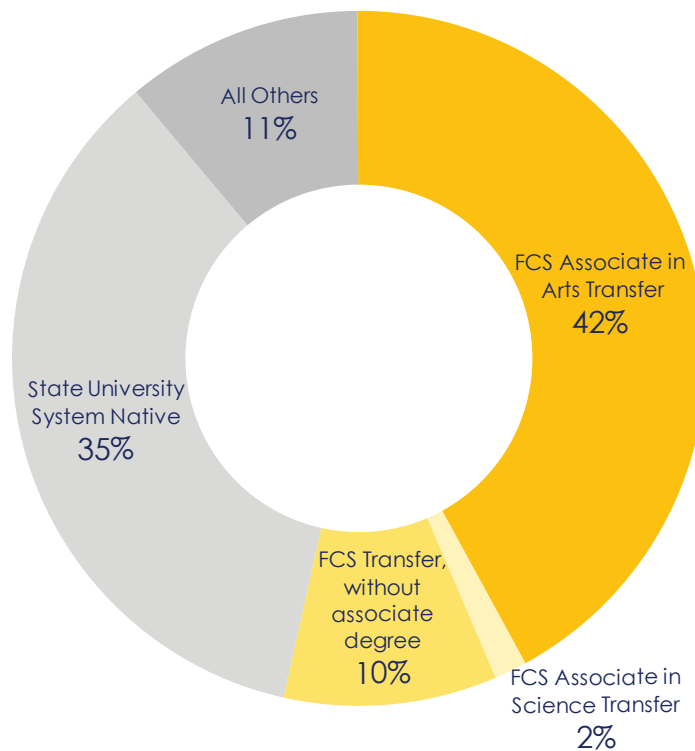


Photo courtesy of Tallahassee Community College

FACTS AT-A-GLANCE

Student Outcomes

State University System Transfers



54% (104,006) of junior and senior students at state universities transferred from the Florida College System

FCS Awards Earned



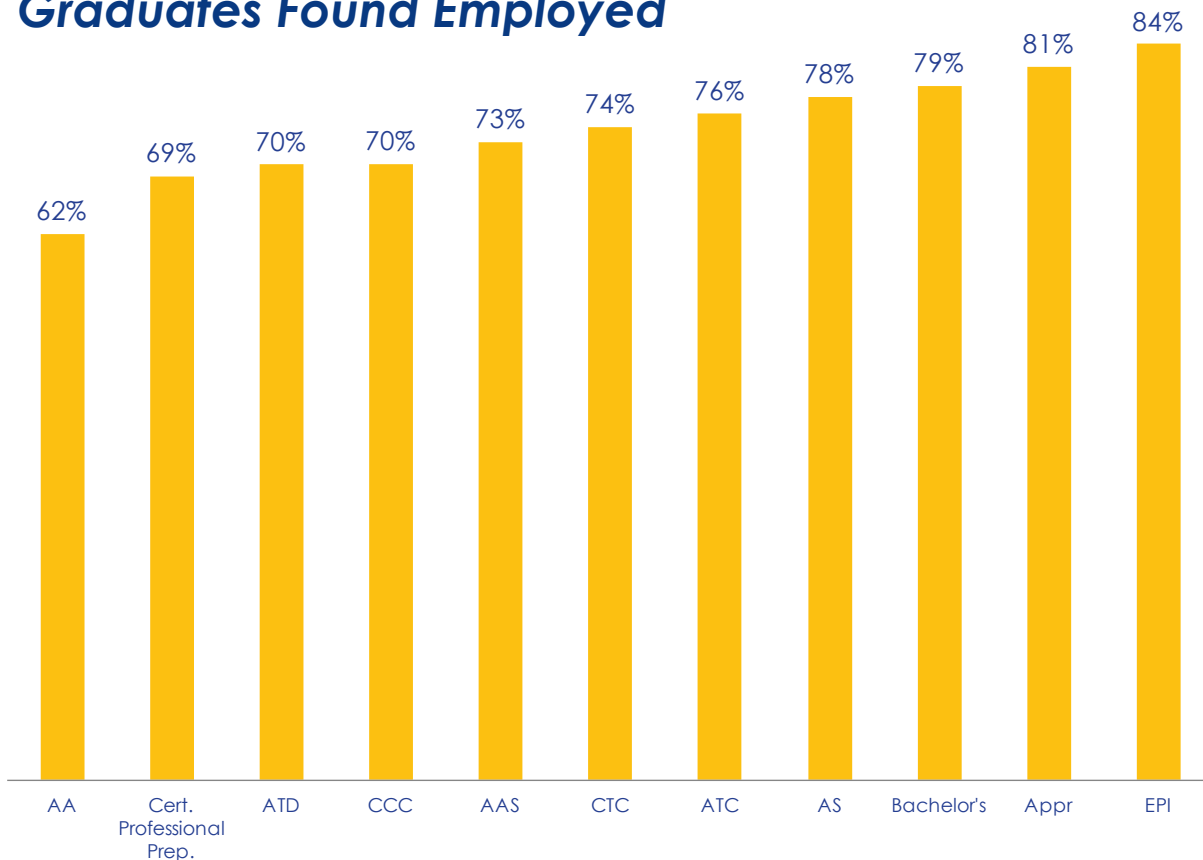
Photo courtesy of Hillsborough Community College

Career & Technical Certificates	23,135
Educator Preparation Institutes	1,081
Associate in Science Degrees	14,953
Associate in Arts Degrees	62,614
Bachelor's Degrees	3,979
Certificate of Professional Prep	36
Total	105,798

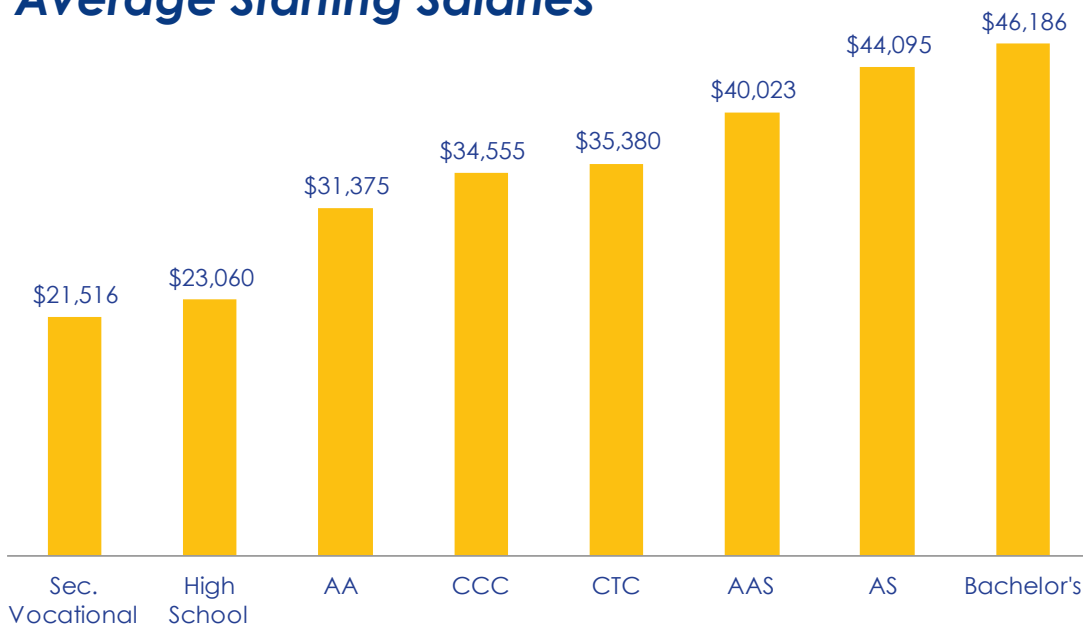
FACTS AT-A-GLANCE

Student Outcomes

Graduates Found Employed



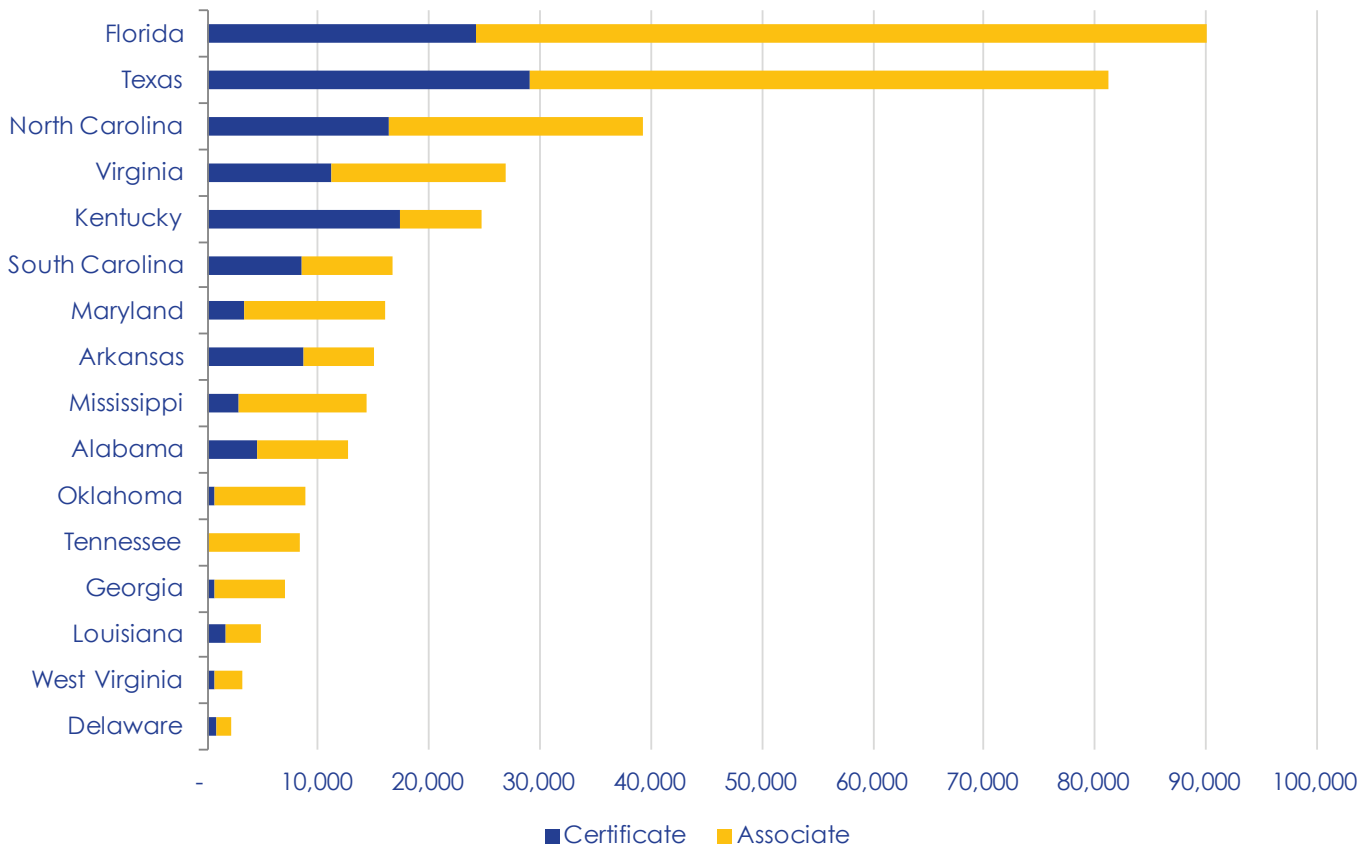
Average Starting Salaries



Notes:
 AA: Associate in Arts
 AAS: Associate in Applied Science
 Appr: Apprenticeship
 AS: Associate in Science
 ATC: Advanced Technical Certificate
 ATD: Applied Technology Diploma
 CCC: College Credit Certificate
 Cert. Prof. Prep: Certificate of Professional Preparation
 CTC: Career and Technical Certificate
 EPI: Educator Preparation Institute

FACTS AT-A-GLANCE

Certificate/Degree Rankings



Note: among southern states

The Florida Department of Education launched a score board focusing on outcomes of high school students. The

postsecondary component examines progress and outcomes for high school graduates in the year after they receive their diploma. Here is a summary of the goals:

90%: Proficiency in grade level

60%: College/career acceleration

90%: Graduation from high school in four years or less

90%: Postsecondary achievement

90-60-90-90

DEVELOPMENTAL EDUCATION

In 2013, the Florida Legislature passed Senate Bill 1720, resulting in major developmental education reform, including increased student direct access to college-level coursework. Students who attended Florida public high schools and graduated with standard high school diplomas after 2003-04 will be exempt from common placement testing and developmental education. For those who are not exempt, developmental education options must be made available, meaning not a one-size-fits-all approach.

Historical Perspective

The Florida College System prides itself as being open access at the associate degree-level, meaning students with standard high school diplomas or GEDs® are eligible for admission. Many students enter our doors without the requisite knowledge or skills needed for success in college-level courses. That is where developmental education becomes vital.

Historically, degree-seeking students took placement assessments or presented college-ready scores to determine preparedness to enter college credit-bearing coursework. Students not meeting the achievement scores on placement assessments were placed in developmental education courses to help bring their reading, writing or math skills up to college-level standards.

In 2010-11, 176,286 individuals enrolled in at least one developmental course in the FCS. Developmental math has consistently accounted for the majority of the developmental education course enrollments for all students during the past five years. Latest results show math accounted for 54.5 percent of all developmental education course enrollments during 2010-11. Historically, developmental reading course enrollments have been greater than developmental writing enrollments. In 2010-11, enrollments in developmental writing (22.9 percent) edged out enrollments in reading (22.6 percent) for the first time as the second highest area of need.

Progress

The Florida College System has been at the forefront of national efforts to reform developmental education. In 2008, the legislature adopted a measure that allowed high school students to take a placement test and enroll in college-preparatory instruction, when necessary. In 2011, the legislature made this mandatory, which allowed for early warning and preparation before high school graduation. Florida also engaged in curricular alignment of high school and postsecondary standards to create a path for seamless transitions.

A 2012 Jobs for the Future policy report recognized Florida for its efforts in developmental education innovation. The report identified Florida's Postsecondary Education Readiness Test (PERT) as a major step forward for the nation in assessment and placement innovation. The PERT is a customized placement test based on Florida's college readiness competencies. In addition to being administered to students seeking admission to the Florida College System, it is also given to 11th grade students to evaluate their preparedness for college-level work. Since its October 2010 launch, the PERT has been administered over one million times.

DEVELOPMENTAL EDUCATION

Florida also participated in the Developmental Education Initiative (DEI), a national program designed to improve the success of academically-underprepared students entering community colleges. As part of DEI, developmental education courses across the system were redesigned to allow for flexibility and eliminate a one-size-fits-all approach in favor of a more student-tailored curriculum with the intent of expediting student transition to college-level coursework.

New Directions

In 2013, the legislature adopted Senate Bill 1720, which defined developmental education as instruction through which students who are not college-ready gain the communication and computation skills necessary for success in credit-bearing courses.

The legislation allowed for variety of accelerated and corequisite strategies, including modularized instruction, compressed course structures, contextualized instruction and corequisite instruction or tutoring. Students who are determined to need developmental education must be advised about all of the instructional options and will be allowed to select the option of their choosing.

Additionally, Senate Bill 1720 sets the stage for meta-majors and academic pathways, a group of programs of study that share common foundation skills. Students entering Florida's colleges will be able to enroll in gateway courses, the entry-level college-credit courses for their meta-majors.

Plans

Senate Bill 1720 established an aggressive timeline for change, outlined below. With a strong policy foundation, engaged and dedicated faculty, and system-wide commitment to student success, Florida will continue to lead the way in developmental education reform.

Date	Action
October 31, 2013	State Board of Education (board) rule establishes testing and developmental education exemption for entering high school students 2003-04 forward and active duty military
December 31, 2013	Board rule establishes meta-majors and academic pathways
March 1, 2014	Each Florida College System institution to submit a developmental education plan to the chancellor for approval
Fall 2014	All Florida College System institutions to implement developmental education plan
October 31, 2015	All Florida College System institutions to submit to the chancellor an annual accountability report
December 31, 2015	Chancellor to submit compiled annual accountability report to the governor, president of the Senate, speaker of the House of Representatives and State Board of Education

FCS FOUNDATION

Sean Alveshire

John Belohlavek

Randy Berridge

Sally Bradshaw

Rosanne Brandeburg

Brian Buwalda, Treasurer

Patrick Byrne

William C. Cramer

G. Thomas Delaino

Thomas Furlong, Chairman

Mike Hightower

Catherine Kelly, Past
Chairman

Joseph Lang

E. Ann McGee, Vice-
Chairman

George Platt

Violeta Salud

Lynn Stanfield

Larry Stewart

Marjorie Turnbull

Stacey Webb

Richard D'Alemberte,
Emeritus

Wendell Williams, Emeritus

Randy Hanna, Chancellor

Judy Green, Executive
Director

board of directors

The Florida College System Foundation supports the comprehensive mission of the Florida College System and its students.

Annually, scholarship funds are awarded to Florida's 28 colleges to support student scholarships. The board of directors awarded \$872,702 in scholarships serving more than 1,200 students.

Endowed scholarships include

- \$2 million: Bank of America "Dream Makers" Scholars awarded to first-generation students to cover tuition, books, fees and childcare.
- \$5 million: Florida Blue Scholarship supports students in the area of nursing and allied health.
- \$9 million: Helios Education Foundation Scholarship awarded to first-generation students who are preparing to become teachers in Florida.



Board member Catherine Kelly with Governor Rick Scott and First Lady Ann Scott (courtesy of the FCS Foundation)

FCS FOUNDATION

Financial Report

ASSETS

Current Assets - Temporarily restricted

Cash and cash equivalents	\$1,181,956
Grants receivable	\$506,000
Due from unrestricted net assets	\$1,339,988
Investments	\$825,503

Total Current Assets **\$3,853,447**

Noncurrent Assets - Restricted for endowment purposes **\$16,002,230**

Other Assets **\$10,863**

TOTAL ASSETS **\$19,866,540**

LIABILITIES & NET ASSETS

Liabilities - Unrestricted due to temporarily restricted net assets **\$ 1,339,988**

Net Assets **\$18,526,552**

TOTAL LIABILITIES AND NET ASSETS **\$19,866,540**

Note: as of December 31, 2012

GRANTS

Grants Received

Completion by Design

Funder/Amount	Bill & Melinda Gates Foundation / \$400,000
Purpose	To engage in state-level policy and advocacy work related to the national Completion by Design initiative, which takes a systematic approach to creating clear and intentional pathways for students to complete their credentials.

Core to College

Funder/Amount	Sponsored by Rockefeller Philanthropy Advisors, Inc., and funded by the Bill & Melinda Gates Foundation, the Lumina Foundation, and the William and Flora Hewlett Foundation / \$720,000
Purpose	To increase knowledge and awareness of the Common Core State Standards and Partnership for the Assessment of College and Careers.

Credit When It's Due

Funder/Amount	Helios Education Foundation (in partnership with the Lumina Foundation for Education) / \$495,000
Purpose	To boost college completion rates by providing students meaningful stepping stones toward the completion of their baccalaureate degrees.

Project Win-Win

Funder/Amount	Institute for Higher Education Policy (in partnership with Lumina Foundation for Education) / \$160,000
Purpose	To identify former students who left before earning their associate degrees, but whose records qualify them and award degrees retroactively. To bring back students who dropped out or stopped out just short of earning a degree and encourage them to complete.

Smart-College-Choices

The Smart College Choices web portal allows prospective and current students to view graduation rates, employment statistics and earnings data for graduates of the 28 Florida College System institutions and Florida public school district career centers. The portal can be viewed at <http://smart-college-choices.com/>.

Grants Awarded

Developmental Education Initiative Mini-Grants

Funder/Amount: FCS Foundation / \$6,260 to seven colleges

Purpose: To restructure developmental education courses into modules to focus on student needs and expedite progress toward college credit-earning courses.

Dual Enrollment Toolkit Grant

Funder/Amount: Florida Department of Education / \$100,000 to College of Central Florida

Purpose: To develop and administer a toolkit that provides Florida College System institutions with resources and guidance related to implementing dual enrollment programs.

Financial Literacy Program Grant

Funder/Amount: FCS Foundation / \$10,000 to 10 colleges

Purpose: To create innovative and sustainable financial literacy programs to reduce the percentage of students who default on loans and to better prepare students to make sound financial decisions regarding their postsecondary educational goals.

Financial Literacy Toolkit Grant

Funder/Amount: FCS Foundation / \$60,000 to Broward College

Purpose: To increase the financial literacy of Florida students by offering a grant to a college to create a financial literacy toolkit that will be shared with all Florida College System institutions.

Online Tutoring Grant

Funder/Amount: Florida Department of Education / \$100,000 to Tutor.com

Purpose: To provide a discounted rate for online tutoring services to Florida College System institutions. These services are designed to help students learn key competencies and succeed at their institutions.

EQUITY

The Florida College System (FCS) is committed to open access and continues to focus on recruiting, retaining and leading minority students to program completions and job placements. Each college develops an equity plan that includes student and employee demographic data and initiatives to increase student diversity and minority employment within the FCS. Fifty-five percent of FCS students are minorities, reflecting Florida's rich cultural diversity. Minority students, international students, students with disabilities and students with limited English-language skills are considered valuable contributors to the system's cultural environment.

Colleges embrace the system's mission to develop a globally competitive workforce and respond to diverse state and community needs by implementing activities that provide services to all minority students, including students with disabilities. Colleges implement strategies to address challenges impacting educational opportunities for minority students, including

- President's Roundtable for the Men of Color Inaugural Student Leadership Institute.
- Black, Brown & College Bound Annual Summit, which targets minority males for college enrollment.
- President's Challenge/Take Stock in Children for economically disadvantaged students.
- Women in Science and Engineering lecture series for recruiting more females into science, technology, engineering and mathematics.
- Learning to Enhance Academic Performance designed to increase retention rates among first-year students.
- Project Upward Bound and Upward Bound Math and Science.
- HOPE Scholars Program, which focuses on completion rates of minority males.
- Bridges to Success Program, which provides services to increase retention rates of minority students.

The FCS has four Hispanic Serving Institutions - Broward College, Miami Dade College, Hillsborough Community College and Valencia College - whose student enrollment population is at least 25 percent Hispanic. These colleges qualify for federal Title V grants to expand educational opportunities for and improve the educational attainment of Hispanic students.


The FCS works closely with Florida high schools and the public to recruit students with disabilities and assist them in transitioning into postsecondary education. From 2011 to 2012, enrollments increased more than 9 percent. Currently, the FCS serves 19,964 students with disabilities. Eligible students may receive auxiliary aids and services that allow them to become successful graduates, qualify for meaningful careers and contribute to the economic success of the community.

The FCS continues to excel in providing open access through targeted efforts to attract, retain and graduate minorities.

One System, One Mission



Front cover photos courtesy of Eastern Florida State College, Santa Fe College and Indian River State College
Back cover photos courtesy of Miami Dade College, Florida Gateway College, College of Central Florida, Pasco-Hernando Community College, Gulf Coast State College, Hillsborough Community College and State College of Florida, Manatee-Sarasota



Division of Florida Colleges
325 West Gaines St., Suite 1544
Tallahassee, FL 32399-0400
850-245-0407
<http://www.fldoe.org/fcs/>