


2700 Athletes From 79 Nations Take Part in 15th World Championships




SUZY HESS

Medal winners in the W35 400 (l to r): Alethea Morris, USA, 2nd (55.60), Maria Figueiredo, BRA, 1st (54.69), and Claudia Wiederkehr, SUI, 3rd (56.69).



JERRY WOJCIK

Finalists in the M60 200 (l to r): Paul Edens, USA, 1st (25.28), Gerold Schmitt, GER, 2nd (25.73), Tristano Tamaro, ITA, 3rd (26.34), Michael Stevenson, AUS, and Theodor Lenk, GER.



JERRY WOJCIK

Corinne Debaets, BEL, winner of the W35 1500 (4:42.28).

27 World Marks Set in Puerto Rico

By JERRY WOJCIK

CAROLINA, Puerto Rico – More than 2700 masters athletes from 79 nations participated in the 15th biennial World Masters Track & Field Championships held here on July 1-13.

The weather wasn't as bad as it could have been, with daily highs in the 80s. The winds were brisk but cooling. Several days experienced showers, the worst when a couple of finals in the 200 were drenched and the rest delayed for a time at the Sixto Escobar Stadium on Tuesday, the 8th. Fortunately, Tropical Storm Claudette passed well south of the island before heading for the Gulf of Mexico and becoming a hurricane.

Three tracks were used for competition: the Roberto Clemente Sports Complex in Carolina, the Sixto Escobar Stadium in San Juan, and the University of Puerto Rico facility in Rio Piedras.

"The best ever," said George Mathews, USATF Masters T&F Committee Chairman, of the Opening Ceremonies at the Roberto Clemente Stadium on Tuesday evening, the 1st.

"The Closing Ceremony was terrific. The dancers and musicians were outstanding," said Ruth Anderson, 73, who has participated in all 15 Masters World Championships and was honored with other athletes who have attended all of the Championships, at the Closing Ceremony, Sunday, the 13th.

Plentiful Officials


Officials, wearing yellow shirts and baseball hats, were plentiful. Almost too many, in the opinion of some athletes. A long-time U.S. official and masters athlete said he counted 17 at one javelin final.

Competitors were appreciative of the large numbers of local fans who came out to cheer lustily for the athletes, especially Puerto Rican runners, with noise-makers, music, and whistles.

At the venues, the awarding of medals took place on a stand in the infield, facing the spectators and often within 30 minutes after the final.

The U.S. topped the entry list with 442, followed by Germany, 275, and

Continued on page 10



SUZY HESS

Mandy Laing, GBR, W40 winner in the triple jump (10.97).

CONTENTS

DEPARTMENTS

USATF Officers 2
 Letters to the Editor 4
 NMN Sustainers 4
 Third Wind 6
 Fifteen Years Ago 6
 The Foot Beat 8
 New Age Group Athletes... 9
 Racewalking 10
 On the Run 12
 Twenty Years Ago 12
 The Weight Room 14
 Track & Field Report 16
 Ten Years Ago 19
 WMA Officers 19
 WMA/USATF Specs 19
 Masters Scene 20
 Schedule 21
 Five Years Ago 21
 All-American Athletes... 24
 Results 25

FEATURES

WMA - Puerto Rico 1
 Nationals' Preview 3
 Hayward Classic 4
 Grandma's Marathon..... 5
 NMN's 300th Issue 7
 Pending Records Chart ... 11
 Portland Meet 13
 Records Set in Puerto Rico. 14
 Gold Medalists Chart ... 15
 WMA General Assembly . 18
 New Zealand to Host 2004 . 19

ENTRY FORMS/RACE & PRODUCT INFO

San Diego Senior Olympics 3
 NMN Subscription Form... 4
 Long & Strong Journal ... 5
 Nevada Senior Olympics... 6
 S.W. Regionals 7
 Pataki Training System ... 8
 Sacramento Marathon ... 9
 Publications Order Form . 13
 Masters Uniforms 18
 Track & Field News 20
 Arkansas Senior Olympics . 23

NATIONAL MASTERS NEWS

The official world and U.S. publication for masters track & field, long distance running and racewalking.



Publisher : Suzy Hess
Editor: Jerry Wojcik
Editor-at-Large: Al Sheahan
Associate Editor: Angela Egremont
Assistant Editors: Susannah Beck, Jane Dods, Erich Reed
National Masters News Office
 PO Box 50098 Eugene, OR 97405
 541-343-7716, Fax: 541-345-2436
e-mail: natmanews@aol.com
Masters Web Sites:
 www.nationalmastersnews.com
 www.usatf.org
 www.masterstrack.com
 www.usalldr.org
 www.world-masters-athletics.org
Schedule: Jerry Wojcik, jerrywoj@aol.com
Advertising Representative:
 Suzy Hess 541-343-7716
Production: Carol Covey, Kim McGill
Printing: American/Foothill Publishing Co.
Track & Field Records: Pete Mundle
Long Distance Records:
 Road Running Information Center
Racewalking Records: Bev LaVeck
Track & Field Rankings: Dave Clingan
Contributing Editors: Hal Higdon, Dr. John Pagliano, Mike Tynn, Elaine Ward
Correspondents: Ruth Anderson (CA), George Banker (MD), Maury Dean (NY), Bob Fine (FL), Paul Heizman (KS), Bob Koch (CA), Carol Langenbach (WA), Ron Marinucci (MI), Marilyn Mitchell (NY), Phil Mulkey (GA), Paul Murray (NY), Jim Oaks (AL), Mike Polansky (NY),

Phil Raschker (GA), Ken Stone (CA), Pete Taylor (VA), Mike Tynn (HI).
International Correspondents: Jorge Alzamora (CHI), Ron Bell (GBR), Leo Benning (RSA), Torsten Carlus (SWE), Bridget Cushen (GBR), Martin Duff (GBR), Jim Tobin (NZL).
Photographers: George Banker (MD), Suzy Hess (OR), Mike Polansky (NY), Vic Sailer (NY), Tesh Teshima (HI), Thom Weddle (MN), Jerry Wojcik (OR).
Creative Art: Eugene Paasinen, Herb Parsons
 The *National Masters News* (ISSN-07442416) is published monthly, with an annual subscription rate of \$28.00. Main office address: 14155 Magnolia Blvd. #338, Sherman Oaks, CA 91423. Periodicals postage paid at Van Nuys, CA 91409.
 The *National Masters News* is an official publication of USA Track & Field and of World Masters Athletics. As an independent publication, its editorial policy is not necessarily that of USATF or WMA.
Executive Officers of USATF: Bill Roe, President; Craig Masback, Executive Director.
 To inquire about a USATF card, call USATF in your area, or 317-261-0500.
NMN welcomes contributions — results, schedule info., photos, letters, articles, and opinions. Manuscripts should be typed, doubled-spaced, but legibly handwritten material is also acceptable. Results should be typed, single-spaced. Please include a stamped, self-addressed envelope if return is desired.
Disclaimer: All advertisements and articles printed in the *National Masters News* are believed to be from reliable sources. However, the opinions expressed by

individuals or advertisers are their own. No statements made in any advertisement or article are to be necessarily construed as a recommendation or an endorsement by NMN.
Advertising information and rates: Please call 541-343-7716 and request current rate card. Send all printed material and ad copy to: Carol Covey, Foothill Publishing, 10001 Commerce Ave., Tujunga, CA 91042. Closing date for all copy and ad space reservations is the 10th of the month prior to the cover date.
Mailing: The issue is mailed the last week of the month prior to the cover date.
Postmaster: Send address changes to: National Masters News, P.O. Box 16597, No. Hollywood, CA 91615.
Subscriptions: A one-year subscription (12 issues) is \$28.00 (mailed 2nd class). Add \$17 for 1st class (USA & Canada) or \$20 for foreign air mail. Please send all correspondence on subscriptions to NMN, P.O. Box 16597, No. Hollywood, CA 91615. 818/286-3129.
Address change: At least four weeks is required for a change of address. Please furnish your new address and an old label from a recent issue to the subscription Dept..
No part of this publication may be reproduced, stored in a retrieval system or transmitted in any form or by any means, electronic, mechanical, photocopying, recording or otherwise, without the prior written permission of the publisher.
National Masters News Copyright © 2002 by National Masters News. All rights reserved.

NATIONAL MASTERS OFFICERS OF USA TRACK & FIELD

Chair George Mathews 2149 Calle Buena Ventura Oceanside, CA 92056 760-757-4550 760-757-4533 (Fax) georgem@nwlinc.com	Midwest Gerry Krainik 15124 Hillside Ave. Oak Forest, IL 60452 708-687-2124 gkrainik@attbi.com	Active Athletes Representative Dave Clingan 1849 SE 20th Portland, OR 97214 503-231-6345 xroads@xro.com	Law Chair Tom Light P.O. Box 1550 Chugiak, AK 99567 907-694-4623 (H) 907-786-7431 (W) 907-786-7401 (Fax)	Web Site Chair Rex Harvey 6744 Connecticut Colony Cir. Mentor, OH 44060 440-255-0751 440-954-8122 (W) 440-954-8111 (F) 440-339-5688 (C) rexjh@aol.com
Vice-Chair Suzy Hess, PO Box 5272 Eugene, OR 97405 541-343-7716 (W) 541-345-2436 (Fax) mtfvicechair@aol.com	Northwest Becky Sisley 310 East 48th Eugene, OR 97405 541-342-3113 (H) 541-346-3383 (W) 541-346-3583 (Fax) bsisley@oregon.uoregon.edu	All American Standards Len Olson 3 Oceans West Blvd., #5C4 Daytona Beach, FL 32118-5991 Tedodiscus@aol.com	Masters Invitational Program Mark Cleary (see West above)	Weight Events Dick Hotchkiss 14005 Meadow Dr. Grass Valley, CA 95945 530-273-3660 ashglaze42@hotmail.com
Secretary Bob Cahners 4535 Lighthouse Lane Naples, FL 34112 941-793-4574 (H) 941-793-5744 (W) mtfsec@aol.com	Southeast Bob Fine 3250 Lakeview Blvd. Delray Beach, FL 33445 561-499-3370 bobfine@aol.com	Awards Phil Byrne 55 Constellation Wharf Charlestown, MA 02129 617-242-8822 pmb02129@aol.com	Racewalking Rod Larsen 104 Eleventh Ave. Windermere, FL 34786 407-876-4467 (H) 407-876-5843 (Fax) larsenrod@aol.com	WMA Delegates George Mathews Suzy Hess Bob Fine Alternates: 1) Dave Clingan 2) Christel Donley 3) Jerry Donley 4) Mark Cleary 5) Marilyn Mitchell 6) John Head 7) Mary Trotto 8) Phil Byrne 9) Pete Mundle
Treasurer Frank Lulich 2315 Shields Eugene, OR 97405 541-343-8604 (H) mtftreas@comcast.net	Southwest Lester Mount 6750 Hillcrest Plaza Dr., #221 Dallas, TX 75230 214-766-2854 lestermount@yahoo.com	Championships Games Sandy Pashkin 301 Cathedral Pkwy #6U New York, NY 10026 212-666-8603 spashkin@aol.com	Rankings Dave Clingan (address above)	Records Pete Mundle 3955 Bentley Ave. Culver City, CA 90232 jmundle@earthlink.net
Regional Coordinators East Roz Katz 170-11 65th Ave. Flushing, NY 11365 718-358-6233 throwerfa@aol.com	West Mark Cleary 18 Charca Rancho Santa Margarita, CA 92688 949-589-0242 runnermark@cox.net www.usatf.org	Championships Sites Ken Weinbel 4103 Hillcrest Ave., S.W. Seattle, WA 98116 206-938-3895 (H) Kweinbel@attbi.com	Rules Coordinator Graeme Shirley 11212 Via Carroza San Diego, CA 92124 858-292-6132	WMA Delegates: Women Suzy Hess Christel Donley Marilyn Mitchell Alternate: Mary Trotto (918) 292-2860 (Fax)
Mid-America Jerry Bookin-Weiner 1920 Navajo Drive Fort Collins, CO 80525-1528 970-482-0616 (H) 970-482-5135 (F) midamtfcoord@aol.com	Combined-Events Jeff Watry 24304 77th Street Paddock Lake, WI 53168 262-843-3567 (H) 217-367-8438 (W) jwatry@gillathletics.com	Team Manager Sandy Pashkin (address above)	Team Manager Sandy Pashkin (address above)	



NATIONAL MASTERS OFFICERS OF USA LONG DISTANCE RUNNING

Chair: Norm Green 407 Freedom Blvd. West Brandywine, PA 19320-1559 (610) 466-9197 (610) 466-9198 (Fax) runnorm@aol.com	Secretary: Barbara Leininger 5115 Park Ave. Minneapolis, MN 55417 (612) 823-2554	Vice Chair: John Boyle P.O. Box 1700 DeLand, FL 32721 (904) 736-0002 (904) 740-1047 (Fax)	Awards: Don Lein 13 Crosswinds Estates Pittsboro, NC 27312 (919) 542-4790 (919) 542-5157 (Fax)	Rules Coordinator: George Kleeman 5104 Alhambra Valley Rd. Martinez, CA 94553 (925) 229-2927 (925) 229-2940 (Fax) georgeklee@aol.com	Championships: Ken Robichaud 84 Chapman Place Leominster, MA 01453 978-534-4891 kenrob44@aol.com	Championship Stats: Norm Green (address above)	Marketing Representatives: Don Lein (address above) Jack Wing 4038 East 48th St. Tulsa, OK 74135 (918) 742-5418 (H, W, Fax)	IAAF Masters Committee: Charles DesJardins PO Box 2281 Carson City, NV 89702-2281 (775) 884-9448 CRDJ@interqwest.com	Athlete Information Center Coordinator: Barbara Leininger (address above)	Cross-Country Representative: Carole Langenbach 4261 S. 184 St. Sea-Tac, WA 98188 (206) 433-8868 (H, Fax) pntf@wolfenet.com	Mountain, Ultra, Trail Representatives: Theresa Daus-Weber (ultra rep) Ian Seecof (trail rep) Scott Creel (mountain rep) Roy Pirrung (vice chair)	Team Manager Mary Rosado (see address above)
---	---	---	--	---	--	--	---	--	---	---	--	--

Eugene to Host 36th Nationals

Hayward Field in Eugene, Ore., "Track Town USA," will be the site of the 36th National Masters T&F Championships on Aug. 7-10. About 1500 athletes are expected this year, the fourth time Eugene has staged the meet.

Hayward Field, on the campus of the University of Oregon, previously hosted the Championships in 1984, 1994, and 2000, when 1503 athletes entered. In 1987, the Championships, scheduled for Hayward, were shifted to the neighboring city of Springfield, when improvements to the Hayward track were not completed.

Masters athletes starting at age-30 will compete in five-year age groups. Relay teams compete in ten-year age divisions, with the athlete's age on Aug. 7 determining his or her age group. The last date for entries was July 28.

Events in the four-day schedule include a pentathlon for men and women on Thursday, the 7th, and two racewalks, a 5000 on the track on Friday, the 8th, and a 10K road race on the streets of the university on Sunday, the 10th.

Many athletes will stay in the dormitories on campus, noted in the past for the high quality and quantity of their cafeteria meals. A Championships dinner open to all is scheduled for Saturday, Aug. 9.


Free shuttles for athletes and accompanying persons will be available from the Eugene airport to the university area on Wed., the 6th, and

Thurs., the 7th. Return shuttles to the airport will be available on Aug. 10th and Monday morning, on the 11th, from the dormitories.

An athletes' meeting will be held Friday evening, the 8th. The time and site will be announced during the meet.

More information on the Championships is available at www.eugenechamps.com. An event schedule with competition times for all four days will be posted when all the entries have been finalized.

The primary sponsors are Puma, PeaceHealth, willamette.net, and Gill Athletics, with support from the Oregon Track Club Masters. □




Medal winners in the M40 400 (l to r): Sal Allah, USA, 2nd (50.28), Rafael Diaz, VEN, 1st (50.18), and Kemitt Bentham, GBR, 3rd (50.38) 15th WMA World Championships. SUZY HESS

San Diego Senior Olympics Track & Field Meet

Westview High School, San Diego
Brand-new, all weather track
September 20, 2003



USATF
Sanctioned and officiated event



Westview High School
Track
Located at
13500 Camino Ruiz

Directions from San Diego
I-15 north, take Hwy 56/Ted Williams pkwy to Camino Del Sur/Camino Ruiz. Turn rt on Camino Ruiz high school is at 13500 Camino Ruiz
Final Registration must be postmarked by August 30, 2003

Medals given to top three winners in each age group. Free fruit and water will be available...Concession stand benefits Westview High School Youth Athletics
HOW TO ENTER: Choose the appropriate EVENT CODE(S) & Description(s) from the list below and complete the Entry Form found to the right. Each athlete must submit an entry form and signed waiver with the registration and event fee

EVENT CODE	EVENT DESCRIPTIONS	Approximate Start Times
RA - 01	Race walking 5000m	7:00am
TR - 01	3000m run	↓
RA - 02	Race walking 1500m (Expert)	
RA - 03	Race walking 1500m (Novice)	
TR - 02	80/100/110m hurdles	10:00am
TR - 03	1500m run	↓
TR - 04	400m dash	
TR - 05	100m dash	
LUNCH BREAK		
TR - 06	300/400m hurdles	1:00pm-1:30pm
TR - 07	50m dash	↓
TR - 08	800m run	
TR - 09	200m dash	
FIELD EVENTS		
FD - 01	Hammer Throw (UCSD)	8:00am
FD - 02	High Jump	9:00am
FD - 03	Pole Vault	9:00am
FD - 04	Discuss	9:00am
FD - 05	Long Jump	10:00 am
FD - 06	Triple Jump	10:00 am
FD - 07	Shot Put	1:00 pm
FD - 08	Javelin (grass runway)	3:00 pm

Rules: USATF Masters Rules apply

RELEASE OF LIABILITY
PHOTO & FILM WAIVER: I hereby grant full permission to the organizers, their agents, employees, and representatives to use my name, voice, and/or picture or film in any broadcast, telecast, advertising, promotion or other use in relation to the San Diego Senior Olympics.
LIABILITY WAIVER: I, undersigned participant, hereby agree to indemnify and hold harmless the organizers of the San Diego Senior Olympics (SDSO), San Diego Senior Sports Festival, City of Poway Unified School District and all sponsors, their agents, employees, and representatives and assigns, from any and all actions or claims of whatsoever kind or nature which I or my representatives or assigns may have or at any time in the future have due to any injury or property damage arising out of my participation in the SDSO. I understand and agree that any dispute regarding injury or property damage caused by myself or by another participant is not the responsibility of the San Diego Senior Sports Festival or SDSO. I warrant and represent to the organizers that I have prepared myself for the event(s), which I have entered by practicing the same prior to my participation. I warrant and represent that I am in good physical health and condition, am physically able to compete in the event(s), and know of no physical restriction whatsoever which would prohibit my participation in the SDSO. The organizers have advised me that it would be in my best interest to consult a physician prior to my preparation for and participation in the SDSO. I recognize and understand that the preparation and competition may necessitate strenuous physical activity and could possibly activate an unrecognized pre-existing cardiovascular disorder or other physical condition, which I may have, thereby resulting in serious or life-threatening physical harm to me. The organizers have my permission to have a physician treat me during my participation in the SDSO.

Print Name: _____
Signature: _____

2003 Individual Registration Form

Name: _____ Circle One: M/F
Address: _____
City/State/Zip: _____
Phone Number/ (Evening): _____
Email: _____
B-day: _____
Person to contact in case of emergency:
Name: _____
Phone: (_____) _____

Entry Information- List Event Code(s)- Found on left side of page

Event Code	Event Descriptions
<input type="checkbox"/>	_____
<input type="checkbox"/>	_____
<input type="checkbox"/>	_____
<input type="checkbox"/>	_____
<input type="checkbox"/>	_____

PAYMENT INFORMATION (Final Registration deadline postmarked by 8/30/03)

- 1) Registration Fee (\$36.00) _____
 - 2) After 8/16 (Postmarked by) Add \$15.00/person _____
 - 3) Total Event Fees: # of Events x \$5 _____
 - 4) Donation to SDSSF tax-deductible _____
- Total Amount Enclosed _____

Opening Ceremonies attendance (mark box with X)

Make check payable to: SDSSF, P.O. Box 84202, San Diego, CA 92138

Registration fee includes free t-shirt and ticket to Opening Ceremonies Banquet (RSVP required)

SITES OF NATIONAL MASTERS TRACK & FIELD CHAMPIONSHIPS

1	1968	San Diego, CA
2	1969	San Diego, CA
3	1970	San Diego, CA
4	1971	San Diego, CA
5	1972	San Diego, CA
6	1973	San Diego, CA
7	1974	Gresham, OR
8	1975	White Plains, NY
9	1976	Gresham, OR
10	1977	Naperville, IL
11	1978	Atlanta, GA
12	1979	Gresham, OR
13	1980	Philadelphia, PA
14	1981	Los Gatós, CA
15	1982	Wichita, KS
16	1983	Houston, TX
17	1984	Eugene, OR
18	1985	Indianapolis, IN
19	1986	New York City
20	1987	Springfield, OR
21	1988	Orlando, FL
22	1989	San Diego, CA
23	1990	Indianapolis, IN
24	1991	Naperville, IL
25	1992	Spokane, WA
26	1993	Provo, UT
27	1994	Eugene, OR
28	1995	E. Lansing, MI
29	1996	Spokane, WA
30	1997	San Jose, CA
31	1998	Orono, ME
32	1999	Orlando, FL
33	2000	Eugene, OR
34	2001	Baton Rouge, LA
35	2002	Orono, ME
36	2003	Eugene, OR
37	2004	Decatur, IL
38	2005	Honolulu, HI
39	2006	Charlotte, NC



**WRITE
ON!**

Address Letters to: National Masters News
P.O. Box 50098, Eugene, OR 97405 or
E-mail: natmanews@aol.com

NEW CLUB SITE

The Throwers Club is a Toronto-based club of masters throwers that has been around as a club for about five years. We've just launched our new Web site: www.throwersclub.ca.


It's still a work in progress, but I invite everybody to browse around and offer any suggestions or comments.

National Records Pepper Hayward Classic

By STEPHEN W. DERMINER

The overcast weekend of June 21-22 welcomed 315 competitors to the 2003 Hayward Classic at historic Hayward Field, Eugene, Ore.

The Classic, doubling as the Northwest Regional Masters Track and Field Championships, offered a fast track and fertile soil to the athletes. The Oregon Track Club Masters, with



JERRY WOJCIK

Marcial Soto #1922, M50, overall winner (34:08.14) of the 10,000, and Charlie Sturman, M45 winner (35:02.39), Hayward Masters Classic.

Like Frank Sinatra said, I'm gonna "start spreadin' the news."

In our links section, we will include the *National Masters News* site. It's obviously a wonderful resource for anyone involved in masters competition.

Rudy Boghina
Toronto, Ontario

meet Directors Ruth BreMiller and Frank Lulich, hosted the Classic, and Lulich also chipped in as M.C. for the Saturday evening reception.

All the athletes showed peak conditioning for their events, but a few challengers truly outshone their competitors. Like a diesel, Bob Ward, M65, Texas, heaved his way to three U.S. records. Ward out-tossed the field in the 5k hammer with a 48.74. He claimed victory again with a 17.60 in the 20# weight. He also proved unrivaled when he stole the 56# super-weight with a 6.97.

When asked about his performance at age 69, compared to his expectations on moving into his 70s, Ward replied, "My goal for this year was to go out of [my] 60s with my best performances in all events. ... My present goal is to break into the 70s with even better marks and try to hold off the inevitable decline in performance with scientifically designed training and nutritional programs."

Ward wasn't the only one with the Midas touch at the Classic. Tony Young, M40, Washington, raced to a pair of U.S. masters records. Young set a record in the 3000 with an 8:23.78, and helped set a pending M40-49 world record of 16:24.12 in the 4x1500 relay with Peter Magill, Angel

Sustainers for August 2003

Periodically, NMN publishes a list of "sustainers," those who help the *National Masters News* and masters athletics by making contributions. These extra funds allow us to publish more photos, deeper results, an in-depth schedule section, and more.

We are grateful for the support of masters athletes.

Special thanks this month go to:

Dale Gaide	Jackson, Michigan
Max Jones	West Yorkshire, United Kingdom
Ingrid Mancini	San Diego, California
Robert Osterhoudt	Sun City, Arizona
Robert Premo	Arlington, Virginia
Larry Rawson	New York, New York



SUZY HESS

Mighty Micro team that set an M40-49 world record (16:24.12) for the 4x1500, Hayward Masters Meet. (l to r): Tony Young, Kevin Paulk, Angel Roman and Peter Magill.

Roman and Kevin Paulk.

Also setting a stiff pace was Leonard Hill, M55, Klamath Falls, Ore., who mastered the 3000 steeplechase in U.S. record time, splashing his way to a 10:10.41, replacing John Hepner's 11:34.80.

The foursome of Paul Edens, Lew Thorne, Gary Sims, and Don McMillan set a pending world record in the seldom run M60-69 sprint medley relay with a time of 4:24.15. A third pending record was established in the W40-49 4x1500 by Jennifer Teppo, Pam Cabanatuan, Carmen Jackinsky, and Kelly Kruell.

June Machala, W70, Washington, finished with U.S. records in the 5000 (23:28.76) and 10,000 (48:11.29). Monica Kendall, W45, Oregon, had U.S. records in the javelin (38.08) and the shot put (12.79). Other U.S. records came from Robert Horsley, M80, Washington, 12# weight (13.23) and Tom Gage, M60, 5k hammer (59.98) and 20# weight (22.28).

The Phoenix Inn, acting as the meet headquarters, was the location for the athlete's reception on Saturday evening where Diane Palmason, 65, received the Oregon Track Club trophy for the best performance in the *National Masters News* Age-Graded Mile, with a 6:21.54, an 89.1% effort.

Paul Heitzman, 72, was runner up with a 6:00.04, 88.3%, and June Machala, 72, third, with a 7:16.12, 85.9%. Both were presented with 1996 Olympic Games track apparel by Jerry

Wojcik and Suzy Hess of the *National Masters News*.

Joe Dudman, 38, was the overall winner in the mile with a 4:40.97.

The primary event sponsors were Drs. Fine, Hoffman and Packer; Pacific Continental Bank; Duncan & Brown; Gill Athletics; Puma North America; Carter & Carter Financial Anaylists; Sporthill; Tracktown Pizza; and willamette.net. □



JERRY WOJCIK

Brian McKinley, M50 winner in the 400H (61.87), Hayward Masters Classic.

NATIONAL MASTERS NEWS Subscription Form

The *National Masters News* is the official world and U.S. publication for masters track & field, long distance running and racewalking. It contains information you can't get anywhere else. Subscribe Now.

2nd Class rates:

(USA, Canada, Mexico)

6 months \$16
 1 Year \$28
 2 Years \$52
 3 Years \$75

1st Class rates:

(USA, Canada, Mexico)

1 Year \$45
 2 Years \$86
 3 Years \$124

Foreign rates:

(Air mail)

1 Year \$48
 2 Years \$91
 3 Years \$134

Payment enclosed
 Bill me later
 \$_____ as a contribution to your work

Circle applicable sports: T L R (T=T&F; L=LDR; R=RW)

Name _____

Address _____

City _____ State _____ Zip _____

Send to: National Masters News
Subscription Dept.
P.O. Box 16597
North Hollywood, CA 91615-6597

Or Call:
818-286-3129

CZZMN

Robertz 1:15:36 at U.S. Half-Marathon Championships

Grandma's Races Draw 15,026; Sultanova Wins; Ryzhov Three-peats

By SUSANNAH BECK

DULUTH, Minn., June 21 – It was a glorious morning for a race at the 27th Grandma's Marathon. Three races, in fact, as the 9578-strong field of the 7:45 a.m. marathon was preceded by the 5368-large Gary Bjorkland Half-Marathon at 6:45, which, in turn, was preceded by the 80-small elite women competing in the USATF Open Women's Half-Marathon Championship at 6:15.

Dawn broke bright and chilly on the first wave of racers, and as the sun rose in a cloudless sky, a gentle tailwind emerged, granting the prayers of PR-seeking runners on the point-to-point course. Half-marathoners, whose early race covered the second half of the marathon course, enjoyed perfect conditions; by the time the marathoners came home, however, the sun was in full stride.

In the USATF Open Half-Marathon Championship, Minnesota favorite Janet Robertz, 43, Shorewood, took advantage of the day, and a crew of fast women to race with, to post a PR 1:15:36, good for 11th overall. The course was flat with a few low rollers and one major hill – "lemon drop hill" – at nine miles, followed by a few downhill miles.

Robertz put nearly two minutes up on speedster Carmen Ayala-Troncoso, 44, Austin, Texas, 1:17:21, 19th, who had outrun Robertz three weeks before at the Freihofer's Run for Women 5K, Albany, N.Y., 16:47 to 17:12.

Debbie Leyden, 42, St. Paul, Minn., was third W40 in a two-minute PR (1:19:07). Jeanne Lasee-Johnson, 45, Chula Vista, Calif., was fourth (1:20:17). Overall winner and future master Colleen DeReuck, 39, Boulder, Colo., won by 90 seconds, 1:10:00.

Highlights in the Gary Bjorkland Half-Marathon included pending single-age records from Dick Wilson, 71, Lawrence, Kansas, 1:32:24, and Toshiko d'Elia, 73, Ridgewood, N.J., 1:56:22.

The news in the marathon was all red. Red-clad and red-headed Firaya Sultanova-Zhdanova, 41, Moscow, Russia, flew alone to a PR 2:27:05, knocking two minutes off the course record, but missing her goal of setting a new women's masters world record by 14 seconds (the current WR for W40+ is 2:26:51, Priscilla Welch, 1987).

Slowed in the final miles by a tight left leg, Sultanova-Zhdanova told *Star Tribune* writer John Millea, "I felt fine, besides the leg pain. I forced myself to run." She was consoled by \$18,250 in prize money and bonuses, and a new car. Sultanova-Zhdanova was the masters winner at Grandma's last year, 2:42:55.

Fedor Ryzhov, 43, also of Moscow, successfully defended his Grandma's masters title, winning for the third year

in a row, 2:17:08. It wasn't pretty, though. Ryzhov had a rotten race, and only passed fellow Muscovite and training partner Mohamed Nazipov, 42, 2:17:21, having an even lousier race, at the 20-mile mark. Both men complained of liver trouble.

Nazipov, feeling that he was in PR shape, ran with the early leaders, but was eventually reduced to a walk-jog an hour-and-a-half into the race. "I was fine until my liver failed, then I just stopped," he told *News Tribune* writer Tom Larson. "There is something like swelling, pumping out from my belly. Without this problem, I would have been able to run 2:11, no problem." Ain't it always the way?

Back in Minnesota after a disappointing Twin Cities Marathon last fall, Maria Trujillo de Rios, 43, Los Gatos, Calif., cruised to second masters woman, 2:46:20. Lee DiPietro, 45, Ruxton, Md., led the W45, 2:47:16. Two-time Grandma's winner Jane Welzel, 48, Fort Collins, Colo., took off her snowshoes long enough to break three hours and place second W45, 2:57:48.

Doug Saari, 61, Tucson, Ariz., 3:06:12, and Jim Schleisman, 70, Jefferson, Iowa, 3:19:21, topped their age groups, with Harold Wilson, 70, Tyler, Texas, 3:24:02, John Keston, 79, McMinnville, Ore., 3:58:18, and Lloyd Young, 79, Pine City, Minn., 4:10:02, adding polish to the field.



ART SHAHZADE

Brad Butler, M30, first in the 3000 (9:51.4), 2003 Visalia Classic Masters Meet.

Edie Stevenson, 53, Boulder, Colo., who arrived with a group of Boulderites coached by former Grandma's course record holder Lorraine Moller, prospered in the low altitude, dancing to a 3:07:05 W50 win. Marina Jones, 51, Palm Desert, Calif., was close by in 3:10:09. Gloria Jansen, 56, Edina, Minn., 3:19:47, came from behind to take the W55 from friendly rival Nancy Rollins, 56, Evanston, Ill., 3:24:36.

Other age-group winners included Dagmar Romano, 60, St. Paul, Minn., 4:09:27; Terttu Barsch, 65, Orlando, Fla., 4:45:50; and Katherine Beiers, 70, Santa Cruz, Calif., 4:45:24.

Named for a local restaurant chain, Grandma's Marathon is sponsored by Target stores, and Wells Fargo Bank. Next year's race weekend will be June 17-19. The race Web site is www.grandmasmarathon.com.

— from reports by John Millea/*Star Tribune*, Tom Larson/*News Tribune*, and Kevin Pates/*News Tribune*



SUZANNAH BECK

Maria Trujillo de Rios, 43, Los Gatos, Calif., Grandma's Marathon.

Some readers provide additional support to the *National Masters News* by sending contributions of \$25, \$50 or \$100 a year. If you are able, we urge you to join them. All contributors will be listed in the paper as a *National Masters News* sustainer.

THROWERS

THROW YOUR BRAIN!!!

The **Long & Strong Throwers Journal (LSTJ)** is a quarterly publication dedicated to the throwing events in track and field. It is the only throwing periodical of its kind in the world. **LSTJ** is about more than technique and training. Elite athletes and coaches give insight into their keys for success and the personalities behind their achievements. **LSTJ's** interviews with top name throwers such as **Adam Nelson, Suzie Powell and Breau Greer** and legends such as **Al Oerter, Michael Carter and John Powell** are just what you are looking for. Technique tips from knowledgeable athletes and coaches such as **Jud Logan and Jay Silvester** are invaluable. **LSTJ** provides throws coverage and photos from major competitions that you won't find anywhere else. Whether you are a coach, athlete or official, or a Scholastic, Open or Masters competitor, it is crucial that you never stop learning! **Let Long & Strong help you reach your potential!**



www.longandstrong.com

Four Issues (1 Year): \$20 (U.S.) \$24 (Foreign-U.S. Funds). All Back Issues, plus future issues through July, 2003 for \$100 (\$120 Foreign). Checks/Money Orders/MasterCard, Visa

Credit Card Orders
 MasterCard _____ Visa _____
 Account # _____
 Expiration Date _____

Name _____
 Address _____
 City, State _____
 Zip _____ Phone _____
 E-Mail _____
 Comments _____

MAIL/PAYABLE TO:
 Glenn Thompson, 3604 Green Street, Harrisburg, PA 17110
 (717) 238-1720



Third Wind

By MIKE TYMN

Lou Neishloss: A Life of Service

At 76, Lou Neishloss has big athletic ambitions. Most of them, however, do not involve himself. He is more interested in helping others – especially the physically and mentally challenged – achieve in the athletic arena.

A resident of Bristol, Pennsylvania, Neishloss can be seen working out on the streets around his home or pumping iron in his shed as he prepares for a comeback in racewalking, but his primary focus now is on developing a worldwide little league wheelchair basketball program for children, ages 5-12.

"And I still think I'm capable of coaching a disabled person to swim the English Channel," he enthusiastically offers, after discussing the court measurements and rules for the wheelchair basketball program. "It's never been done, you know."

Bamboo Pole Vault

Neishloss' involvement with sports goes back nearly seven decades, to age 8, when he decided he wanted to be a pole vaulter. "I would go to the nearest rug store and get those bamboo poles they placed in the rugs, strong enough for my bodyweight," he recalls. "I

weighed only 80 pounds. My hero was Cornelius Warmerdam, no doubt the greatest bamboo vaulter of all time."


At Norristown High School, Neishloss, just 5-2, remembers winning the pole vault and defeating "a guy built like Tarzan," but World War II put an end to his track and field aspirations. He joined the Navy at 17, served as a gunner's mate aboard the destroyer USS Brooklyn in the Mediterranean and participated in the invasion of France on D-Day, June 4, 1944, as well as the Anzio campaign in North Africa.

He was awarded the combat action ribbon, the presidential citation, WWII victory medal, the European-African Middle-Eastern medal, the American campaign medal, and the D-Day medal. However, he lost all of his war memorabilia and was so affected by the war that he never spoke of it until a few years ago. In fact, his two adult children didn't know he participated in the war until three years ago.

Opening Up

It was in 2000 that Neishloss received an invitation from former Senator Bob Dole, also a combat veteran, to attend a groundbreaking ceremony for a WWII veterans' national memorial in Washington, D.C. "That sort of opened me up and allowed me to come out of my shell," he says.

After the war, Neishloss enrolled at Miami University and turned out for the track team. But since they didn't have a pole vault pit, he decided to give running a try. He recalls winning a 1000 yard run against Florida State, but he dropped out of college after his first semester, because he was "still getting flashbacks from the war."



Lou Neishloss

In 1955, Neishloss was introduced to racewalking and represented the Penn Athletic Club. His best year was 1959, when he finished third in the national 50K championship in Pittsburg. He participated in the Olympic tryouts (trials) of 1956, '60, and '64. The race that stands out most in his mind is a 33-miler in Canada, referred to as the "Canadian Death Walk." There were 49 starters and only 14 finishers, Neishloss taking fourth place.

Turning Point

The turning point in Neishloss' life came in 1958 when he was working as an aquatics director at a resort in the Catskills of New York. "About my second week there, a gentleman came to the pool and asked me if I could help his daughter swim," Neishloss explains.

"I told him that I would be very glad to help his daughter and that he should bring her down at nine the next morning. Well, the next day, when the man and his wife showed up, they were pushing their daughter in a wheelchair. I was not frightened, just confused, as I had never worked with a physically disabled person before. It turned out that she was paralyzed from the chest down."

By the next day, Neishloss had the young girl, Iris Levine, doing both a breaststroke and freestyle. "Every day there was progress and within a couple of days she was swimming the length of the pool with me and then jumping off the 10-foot board with me as I cradled her," he continues.

New Focus

"When we demonstrated everything for her parents at the end of the week, I could see the mother crying. My thoughts were that there must be lots of young people in the same predicament. That's when I made up my mind to work with the disabled."

Neishloss organized one of the first wheelchair basketball teams and invented the wheelchair "adapter stick," a device that enables quadriplegics to bowl. He founded and coached the Central Penn Wheelers, a

team that would win the national championship and medal at the Pan American Games. He also supervised the swimming program for retarded and autistic children in the Special Olympics and served on the coaching staff of the U.S. Paralympics swimming and track & field teams.

He returned to college and earned his Bachelor's in occupational therapy and then worked as a therapeutic recreational supervisor. Genie, his wife of 35 years, is confined to a wheelchair, but that didn't keep her from completing a 50-mile swim some years ago.

Eclectic Training

In his younger years, Neishloss worked out with Al Cantello, former world-record holder in the javelin, Josh Culbreath, the great 400-meter hurdler, and Ron Laird, "the greatest racewalker the United States has ever had." He also recalls training sessions with Horace Ashenfelter, the 1952 Olympic steeplechase champion, and Don Bragg, the world pole vault champion at one time.

But he prefers to talk about the champion disabled athletes he has been associated with – people like Bob Wieland, who lost both legs in Vietnam, and went on to become the strength and conditioning coach for the Green Bay Packers as well as complete a marathon by walking the 26.2 miles on his hands; Tommy McLaughlin, an incomplete quadriplegic with amputation of the right arm and with no bicep function in the left arm but who learned how to throw the javelin backward by utilizing his neck muscles; and Joan Degelman, who was paralyzed in all extremities except for partial use of one arm.

"She is one of the most inspirational stories I have encountered," Neishloss relates. "She won gold medals in swimming, the shot put, javelin, bowling, the 60-yard dash, the wheelchair slalom, and the discus. I will never forget her."

Meaningful Memories

Neishloss has enough memories to fill a book. He recalls an audience with Pope Paul VI, being presented a gold medal by Israeli General Moïse Dayan, travels to Asia and the Middle East, you-name-it. Most of all, though, he remembers the determination of the many disabled athletes he has coached and the satisfaction experienced by them at achieving things they did not realize they were capable of.

After a lifetime of service to others, you can hardly blame him for being "selfish" and trying to find just a little time to get back in racewalking shape. "It's been tough with the winter we have had this year," he says. "But I'm gradually getting back into the flow of racewalking. I expect to be in pretty good shape by summer."

"My philosophy is to forget about the day before and concentrate on positive things. If you keep a positive attitude, things will work out. I'm going on 77, but I feel better now than when I was 59." □

(Mike Tymn can be reached by e-mail at metgat@aol.com.)

FIFTEEN YEARS AGO August 1988

- Lurline Struppeck, W40, in the Javelin, and Pat Peterson, W60, in the High Jump, Break U.S. Records in New Orleans
- Steve Lester Erases U.S. M45 10K Record with a 30:09 in Magna, Utah
- Payton Jordan (79, 27.7 in the 200) is Top Performer with a 96.9% in Los Gatos, Calif.

Nevada Senior Olympics In Las Vegas

Track & Field Competition October 4 & 5, 2003

Go for the Gold

1500 M Racewalk	200 M Dash	Discus
5 K Racewalk	400 M Dash	Long Jump
5 K Road Race	800 M Run	High Jump
10 K Road Race	1500 M Run	Pole Vault
50 M Dash	Shot Put	Triple Jump
100 M Dash	Javelin	Hammer Throw

All events meet
USATF rules
All skill levels
welcome
Age 50 and up

Call Now! For more information

702-242-1590

Fax: 702-242-3919

www.nevadaseniorolympics.com

e-mail: srgames1@juno.com

Nevada Senior Games, Inc.
3111 S. Valley View Blvd. M-103
Las Vegas, NV 89102

NMN Celebrates Its 300th Issue

Thanks to you, the *National Masters News* celebrates 25 years of publishing with our 300th issue this month. It's been a good run and we're still going strong.

Some of the highlights from the first 300 issues (Maestro, strike up "Thanks for the Memories"):

Issue No. 1, Summer, 1977. Conceived by AAU National Masters Chairman Bob Fine in New York City and produced and mailed by Ed Gildea in Lansford, Pa., the first issue is an 8-page quarterly called *National Masters Newsletter*, selling for \$3 per year.

No. 2, Autumn, 1977. 2600 athletes from 44 nations take part in the 2nd World Masters T&F Championships in Goteborg, Sweden, including Olympian Al Oerter. Canada's Don Farquharson elected President of World Association of Veterans Athletes (WAVA).

No. 6, Autumn, 1978. A 12-pager, featuring the 11th National Masters T&F Championships in Atlanta, which draws 450.

No. 10, June, 1979. Al Sheahan takes over as editor in Los Angeles, with Gildea still doing the printing and mailing from Pennsylvania. NMN becomes a monthly and increases to 16 pages. Subscriptions reach 900.

No. 11, July, 1979. The first 20-pager, with the story of the annual Grandfather Games.

No. 14, October, 1979. One of our best issues, with a new-high 24 pages and coverage of the 3rd World Veterans Games in Hannover, West Germany, including "Hannover Diary," a personal log of the European trip and one of our favorite pieces. NMN's price goes to \$10 per year.

No. 17, January, 1980. AAU dissolves. TAC (The Athletics Congress) becomes the national governing body for USA athletics. NMN printing and mailing moved from Pennsylvania to Fresno, Calif. Wendell Miller and Ken Bernard are elected masters T&F and LDR chairmen, respectively.

No. 23, July, 1980. "Masters Scene" makes its debut.

No. 24, August, 1980. "Gun Lap" by Mike Tymn debuts. 500 compete in 13th National Masters T&F Championships in Philadelphia.

No. 25, September, 1980. Our first 28-pager. Subscription price goes to \$12.

No. 29, January, 1981. Jim Weed named Masters T&F Chairman.

No. 30, February, 1981. Another "one-of-the-best" issues, with a report of the 4th World Veterans Games in New Zealand, including a blow-by-blow of the demonstrations by Christchurch citizens against South African competitors.

No. 32, April, 1981. Printing and mailing of NMN moved from Fresno to Los Angeles. Subscriptions reach 1500.

No. 41, January, 1982. Another collector's issue, featuring one of NMN's best-ever articles: "The View from 50" by Hal Higdon. Name changes to *National Masters News*, and becomes an official publication of TAC's masters committees. Bob Boal named Masters

LDR Chairman.

No. 47, July, 1982. NMN goes to 40 pages. Subscriptions jump to 2200.

No. 63, November, 1983. Another biggie, 44 pages, with the story of the 5th World Veterans Games in San Juan, Puerto Rico. WAVA names NMN the official world veterans publication.

No. 65, January, 1984. Jerry Donley elected Masters T&F Chairman.

No. 72, August, 1984. Another of our favorite issues. Ed Burke, 44, makes the Olympic team. Al Oerter, 47, doesn't. Cindy Dalrymple's 75-race masters winning streak ends.

No. 75, November, 1984. Dr. John Pagliano's "Foot Beat" column begins.

No. 84, August, 1985. 4330 compete in 6th World Veterans Games in Rome.

No. 89, January, 1986. Subscription price goes to \$18.75 with 3500 subscribers.

No. 97, September, 1986. Our biggest issue yet - 48 pages. 761 compete in 19th National T&F meet in New York.

No. 98, October, 1986. First *National Masters News* age-graded track & field meet held in Los Angeles.

No. 100, December, 1986. First use of color on page one.

No. 106, June, 1987. Jim Ryun, Gerry Lindgren, Kenny Moore, Bob Schul, and other Olympians compete in masters mile in Eugene. Web Loudat wins in U.S. 40+ record 4:20.89. England's Priscilla Welch sets world women's masters marathon record of 2:26.51.

No. 109, September, 1987. Record 976 athletes compete in 20th Nationals in Eugene as NMN goes to 56 pages. Subscriptions reach 4200.

No. 111, November, 1987. Our biggest issue ever - 64 pages, featuring 7th World Games Preview, world and USA T&F records, and U.S. LDR marks.

No. 113, January, 1988. 4817 athletes survive rain and wind in 7th World Championships in Melbourne, Australia. Italy's Cesare Beccalli elected WAVA President.

No. 121, September, 1988. 21st Nationals Draw 920 to Orlando; Britain's Ron Bell lowers world masters mile mark to 4:12.58. WAVA age-graded tables created.

No. 125, January, 1989. Charles DesJardins becomes Masters LDR Chairman.

No. 126, February, 1989. Bill Rodgers and Priscilla Welch Win 8K in Florida, as sponsor ICI provides \$30,000 masters prize money.

No. 129, May, 1989. Indoor Nationals draw 658 to Columbus, Ohio. NMN subscription price goes to \$22.

No. 133, September, 1989. 4951 athletes from 58 nations take part in "best-ever" World Championships in Eugene. Nationals draw 1450 to San Diego.

No. 137, January, 1990. Barbara Kousky elected Chair of Masters T&F.

No. 141, May, 1990. New Zealand's John Campbell, 41, sets world masters marathon best of 2:11:04 in Boston. Indoor nationals draw 565 to Madison,



Competitors at the USATF National Masters Decathlon/Heptathlon Championships, Charlotte, NC, June 14-15 (top row, from l): Liz Johnson, 46, Carol Senn, 41; (bottom row, from l): Tina Bowman, 50, Leonore McDaniels, 75, Phil Raschker, 56, and Ann Carter, 61.

Wis.

No. 157, September, 1991. 4802 athletes take part in 9th World Games in Turku, Finland.

No. 161, January, 1992. Subscription price goes to \$24. Number of subscribers reaches 5488.

No. 176, April, 1993. Ireland's Eamonn Coghlan, 40, lowers world indoor masters mile mark to 4:01.39 in NYC.

No. 179, July, 1993. Doug Kurtis, 41, runs world record 70th sub-2:20 marathon.

No. 180, August, 1993. National Senior Sports Classic Draws 7500 to Baton Rouge, La.

No. 184, December, 1993. 12,178 athletes take part in 10th World Championships in Miyazaki, Japan.

No. 185, January, 1994. The Athletics Congress (TAC) changes its name to USA Track & Field.

No. 187, March, 1994. Eamonn Coghlan, 41, runs first sub-4-minute masters mile in 3:58.15 in Boston.

No. 191, July, 1994. At age 47, Atlanta's Philippa Raschker places 2nd in USA open pole vault.

No. 193, September, 1994. Nationals draw 1418 to Eugene. WAVA Age-Graded Tables revised. NMN subscriptions reach 6035.

Continued on page 8

USATF Southwest Regional Championships

Hosted by the Lions/Waterloo Relays

Saturday, September 20, 9AM-5PM

McNeil High School, Austin, TX

Entry forms available on Waterloo web site after August 1

www.waterlootrackandfield.org

Meet Director, Seth Brower, (512) 345-9573 or

lionswaterloo@earthlink.net

*All net proceeds to benefit Lions Charities as well as
Special Fund to benefit our military families*



PAGLIANO'S PODIATRIC POINTERS

The Foot Beat

By JOHN W. PAGLIANO, D.P.M.

Musculoskeletal Degeneration

An article published in *Applied Sciences* compares the running biomechanics of the older distance runner and the younger runner. The purpose of the study was to determine whether aging causes musculoskeletal degeneration. The older runners were between 55 and 65 years of age, while the younger runners were between 20 and 35.

The study indicated that older runners use shorter steps at a higher frequency. (We commonly refer to this as the old-age shuffle.) They also display smaller knee ranges of motion, higher vertical impact speeds, higher impact peak forces and higher initial loading rates than younger runners. This is not good news, and why it happens is not clear. It could be caused by aging; it could be musculoskeletal degeneration.

Perhaps the most important finding is the increased impact peak force and loading rate. This means the shock absorbing system has become compromised, which can lead to lower extremity overuse injuries and could be the reason why older runners have a higher rate of overuse injuries than younger runners.

The authors also pointed out that older runners should be cautious about running under conditions of high impact and may be better off running at lower speeds to reduce shock absorption.

Another way to reduce these forces is to use a shoe with higher cushioning properties. We have found that when veteran runners start the track season, they tend to become injured while running in racing flats on the track. They fail to transition from the higher cushioned training flat that they have been wearing all winter.

The authors suggest that biomechanical data from older runners should be used in future research

rather than data from young runners. We ourselves have reviewed over 600 clinical cases of running injuries in older runners and found a different running injury pattern than that of younger runners.

The authors also feel that testing older runners in controlled studies of speed, biomechanics and locomotor function will make it much easier to prescribe a running program and running flats.

They believe that further research should expand on the presented information to see if there is a direct relationship between specific musculoskeletal changes as a consequence of aging and biomechanical characteristics of these runners. Thus a better understanding of the older runner will be obtained and mediating factors may be employed in a more scientific fashion.

This will provide an insight into the mechanisms between ground reactive forces and changes in kinematics in the older runner.

I feel this was a very well conducted investigative study, which serves to increase the focus on older runners. After all, we are becoming a large segment of the population. □

(Dr. Pagliano is a runner and a podiatrist in Long Beach, California. He is a member of the American College of Sports Medicine. If you have a foot, ankle or Achilles question, e-mail Dr. John Pagliano at thefootbeat@aol.com)

NMN 300th Issue

Continued from page 7

No. 198, February, 1995. *Runner's World* takes over financial control of NMN. NMN office moves to Eugene under direction of Jerry Wojcik and Suzy Hess. Production remains in Los Angeles with Angela Egremont and Al Sheahan.

No. 200, April, 1995. Color photos on front page for first time.

No. 201, May, 1995. Subscription price goes to \$26. Subscriptions reach 6934.

No. 205, September, 1995. 5335 athletes from 79 nations take part in 11th World Championships in Buffalo, USA.

No. 213, May, 1996. 727 participate in Indoor Nationals in Greensboro, N.C. NMN subscriptions hit record high 8346.

No. 221, January, 1997. Ken Weinbel and Jerry Crockett elected Chairmen of Masters T&F and LDR, respectively. Masters Hall of Fame established.

No. 225, May, 1997. 775 athletes compete in Indoor Nationals in Boston.

No. 229, September, 1997. 5788 athletes from 76 nations take part in 12th World Championships in Durban, South Africa. USA's Phil Raschker, 50, wins 10 gold medals. Sweden's Torsten Carlus elected WAVA President. Nationals draw 1200 to San Jose, Calif.

No. 241, September, 1998. 1061 athletes go to Orono, Me., for 31st Nationals.

No. 242, October, 1998. Nike World Masters Games draw 11,000 (1403 in T&F) to Oregon.

No. 253, September, 1999. 5949 athletes from 74 nations take part in 13th World Championships in Gateshead, England.

No. 256, December, 1999. 11,938 compete in 18 sports in National Senior Games in Orlando.

No. 261, May, 2000. Record 849 athletes compete in Indoor Nationals in Boston.

No. 265, September, 2000. 33rd Nationals draw record 1503 athletes to Eugene.

No. 267, November, 2000. National Masters Marathon Championships held for 9th straight year as part of Twin Cities Marathon in Minneapolis-St. Paul. Sheahan column critiques TV coverage of 2000 Olympics.

No. 269, January, 2001. George Mathews elected USA Masters T&F Chairman. USATF Masters Hall of Fame grows to 59.

No. 276, August, 2001. 4976 athletes from 80 nations compete in 14th World Championships in Brisbane, Australia. WAVA changes name to WMA (World

Masters Athletics).

No. 280, December 2002. 33rd annual New York City Marathon draws record 32,503 runners.

No. 281, January, 2002. Norm Green takes over as USA Masters LDR Chairman. *Runner's World* returns control of NMN to staff. NMN subscriptions at 6321.

No. 288, August, 2002. Subscription price goes to \$28. Subscriptions drop to 5968.

No. 289, September, 2002. 35th National T&F Championships draw 1062 to Orono, Me.

No. 293, January, 2003. Masters Hall of Fame grows to 90.

No. 299, July 2003. 24th annual Cotton Row 10K held in Huntsville, Ala.; 25th annual Freihofer's 5K Run for Women draws record 3616 to Albany, N.Y.

No. 300, August, 2003. 2707 athletes from 79 nations take part in 15th World Championships in Puerto Rico. WMA drops minimum male age from 40 to 35. NMN subscriptions at 5802. Mike Tymn writes record 277th consecutive monthly column – the longest streak of any writer in the running community.

* * * *

Despite the drop in the number of subscriptions, which some attribute to the Internet rather than to a lack of interest in masters athletics, NMN is surviving. We continue to bring to you what we hope is a quality product. Advertising and donations have increased, and we've made strong efforts to keep costs under control. We have received some financial help from the USATF Masters T&F Committee and our sustainer fund continues to support our efforts.

In Eugene, Jerry Wojcik and Suzy Hess have just moved into a larger office. Jerry is doing most of the writing and editing. Suzy took over as publisher and handles the office, publication orders, computer data, advertising, and trouble-shooting. We lost Susannah Beck, a talented writer, to her husband's return to school on the East Coast. But we were fortunate to add Steve Derminer as an intern, and we still have the capable Jane Dods to write stories when needed.

In Los Angeles, Angela Egremont organizes the production schedule, plans the page run and does the proof reading. Kim McGill and Carol Covey do the layout. Al Sheahan oversees the final production.

It's been an interesting 300 issues. It's hard to believe 25 years have gone by since we began. In that time, masters athletes have become the scouts of new medical research – proving how regular exercise can slow down the aging process. Masters have learned that by careful training, they can continue to perform at a high level.

The *National Masters News* retains its original focus: a publication written by masters athletes for masters athletes – providing information that can't be found anywhere else.

We hope you've enjoyed all or part of the first 300 issues, and that you'll still be around and fit when No. 400 comes along. □

PATAKI TRAINING SYSTEM patakitms.com

Books, Videos, Audio, POWERball & Nutrition

Dr. Pataki 6 times World Champion and Improving My Secrets

Video For Every Event Lasting Treasures of Sports Science

Audio Book Winning

POWERball™

Sign up for the News Letter: Training & Nutrition for Masters

Phone 1-800-553-2188
Dr. Pataki Catalog on-line patakitms.com

Need Back Issues?

Most back issues of the *National Masters News* are available for \$3.00 each, plus \$2.00 postage and handling for each order.

Send to:
National Masters News
P.O. Box 50098, Eugene, OR 97405

Cross-Country Council Seeking Bids

By CAROLE LANGENBACH

Since masters national cross-country championships now come under the authority of the Cross-Country Council, bids for national championships should be submitted to that body to be later approved by the Masters Long Distance Running Committee.

The Council is currently seeking bids for 2005. Any bids received before this year's USATF Annual Meeting will be considered in Greensboro. The masters 6K is held in conjunction with Winter Nationals in February, and the 10K is held with Fall Nationals in early December or late November.

The two masters championships not traditionally combined with the open races are the 8K and the 5K. Please request a bid form or send me a letter of intent via e-mail (see p.3).

One distance for 2004 also remains available - the 5K. Other 2004 events are the 6K in Indianapolis in February, the 8K in Boston in November, and the 10K in Portland in December.

Championships in place for the remainder of 2003 are the 8K, Rochester, N.Y., Nov. 2; 5K, Holmdel, N.J., Nov. 23; and 10K with the Fall Nationals, Greensboro, N.C. □

ATHLETES WHO ENTER A NEW DIVISION THIS MONTH, AUGUST 2003

ATHLETE (RESIDENCE)	BIRTHDATE	AGE GROUP
ANNE JENNINGS (CAMBRIDGE, MA)	8-5-63	40-44
ANTHONY DEES (US)	8-6-63	40-44
LARISSA LOWE (GBR)	8-19-63	40-44
DEBBIE J. LANCASTER (CENTERBURG, OH)	8-20-63	40-44
REGINA JACOBS (OAKLAND, CA)	8-28-63	40-44
CLAUDE MANSION (FRA)	8-1-58	45-49
STEPHANIE VEGA (BROOKLYN, NY)	8-1-58	45-49
GREG FOSTER (US)	8-4-58	45-49
MARY SLANEY (EUGENE, OR)	8-4-58	45-49
YELENA CHICHEROVA (RUS)	8-9-58	45-49
STEVE HAASE (CA)	8-13-58	45-49
PETRA SCHMALFELD (GER)	8-18-58	45-49
MIMI NEY (ATLANTA, GA)	8-20-58	45-49
JANICE MORRA (NYACK, NY)	8-24-58	45-49
DEE ANN DOUGHERTY (PORTLAND, OR)	8-29-58	45-49
MIMI NEY (ATLANTA, GA)	8-29-58	45-49
SANDRA O'BRIEN (SHOREWOOD, WI)	8-15-53	50-54
JEAN BURRELL (RIDGEFIELD, WA)	8-19-53	50-54
KATEY ANGEL (OR)	8-23-53	50-54
FIONA ARGENT (GBR)	8-24-53	50-54
WALTRAUS KRAEHE (GER)	8-2-48	55-59
LEONARDAS VARNAS (LAT)	8-3-48	55-59
SONJA LAXTON (RSA)	8-6-48	55-59
JUDITH JAENSCH (AUS)	8-6-48	55-59
STAN DRUCKREY (MILWAUKEE, WI)	8-10-48	55-59
DEBORAH HEATON (REDLANDS, CA)	8-17-48	55-59
JANINA DEC (POL)	8-19-48	55-59
JUDITH STEWART (NZL)	8-26-48	55-59
DAVE STEBING (US)	8-28-48	55-59
TERRI PHILLIPS (PHILOMATH, OR)	8-31-48	55-59
ELAINE MATTHEWS (NEW POLTZ, NY)	8-1-43	60-64
BRYAN WESTFIELD (ANN ARBOR, MI)	8-2-43	60-64
SERGIO LIANI (ITA)	8-3-43	60-64
FRANK LITTLE (ALTADENA, CA)	8-3-43	60-64
CHRIS WARING (NZL)	8-13-43	60-64
ANDREA HATCH (BRAINTREE, MA)	8-13-43	60-64
ASTRID ROSE (AUS)	8-18-43	60-64
WENDY O'DONNELL (CAN-PORTLAND, OR)	8-21-43	60-64
CAROLYN OXTON (GBR)	8-21-43	60-64
PATRICIA FINKE (PORTLAND, OR)	8-25-43	60-64
LUCY SHAPIRO (CA)	8-0-38	65-69
JOANNE GRISSOM (INDIANAPOLIS, IN)	8-4-38	65-69
BERNO REHPENNING (GER)	8-5-38	65-69
LENNIE TUCKER (LIVERPOOL, NY)	8-5-38	65-69
ADA LETINSKY (CAN)	8-14-38	65-69
URSULA SCHREIBER (INDIO, CA)	8-14-38	65-69
ANN FLYNN (WESTPORT, CT)	8-17-38	65-69
ERIKA HEIMANN (GER)	8-19-38	65-69
DIXIE MARQUEZ (TULSA, OKLA)	8-22-38	65-69
MARTYN ADAMSON (DANVILLE, CA)	8-23-38	65-69
KAREN SCANNELL (SAN FRANCISCO, CA)	8-23-38	65-69
LOLITA LAGROSAS (PHL)	8-24-38	65-69
CHERRIE SHERRARD (CHICO, CA)	8-25-38	65-69
ARQUIMEDES HERRERA (VEN)	8-27-38	65-69
LEW THORNE (EUGENE, OR)	8-27-38	65-69
ANA TEBES (ARG)	8-3-33	70-74
CARMELLO RADO (ITA)	8-4-33	70-74
ELIZABETH STEEDMAN (GBR)	8-8-33	70-74
ISABEL FOLEY (NZL)	8-14-33	70-74
DODJU PATARINSKI (BUL)	8-16-33	70-74
A. AVELLAN (ARG)	8-20-33	70-74
JOSEF PAULUS (GER)	8-23-33	70-74
BRUCE HESCOCK (BETHANY, CT)	8-24-33	70-74
ROBYN PAULSON (SAN FRANCISCO)	8-28-33	70-74
LADISLAV FILIP (EUGENE, OR)	8-8-28	75-79
AWIN PHILLIP (NEW YORK CITY, NY)	8-8-28	75-79
DONALD E. HEGBERG (US)	8-14-28	75-79
ELLEN FULLER (IRVINE, CA)	8-16-28	75-79
CAROL CARTWRIGHT (RESEDA, CA)	8-16-28	75-79
ELLEN ROSE (IRVINE, CA)	8-16-28	75-79
MAIJA SUOMINEN (FIN)	8-18-28	75-79
ANNA FLAIBANI (ITA)	8-19-28	75-79
CARLOS VERA-GUARDIA (VEN)	8-30-28	75-79
HELGE FOSSNES (NOR)	8-4-23	80-84
BASIL NIELSEN (GBR)	8-10-23	80-84
ERIK ERIKSSON (FIN)	8-14-23	80-84
CARL HAMMEN (SAUNDERSTOWN, RI)	8-26-23	80-84
WALTER RENNCHUH (GER)	8-1-18	85-89
HY BOOTH (SAN MATEO, CA)	8-2-18	85-89
ROBERT LONG (TORRANCE, CA)	8-4-18	85-89
BOB OGLE (BURBANK, CA)	8-20-18	85-89
FERNANDO FERREIRA (POR)	8-21-18	85-89
ALBERT COOPER (EL MONTE, CA)	8-27-18	85-89
MARION EPSTEIN (BROOKLYN, NY)	8-31-18	85-89
JOHANNA LUTHER (GER)	8-2-13	90-94
ROBERT BOUCKE (ROCKLIN, CA)	8-8-13	90-94
KARL STORCH (GER)	8-21-13	90-94
MARGARETA SARVANA (FIN)	8-30-8	95-99

Compiled by Pete Mundle, Masters T&F Records Coordinator

27th ANNUAL SACRAMENTO MARATHON & HALF

(Plus 3k - 5k Walk)

Presented by RWI Sports Management Group

(USATF CERTIFIED COURSE)
SHADY - FLAT - FAST

OCTOBER 5, 2003 SACRAMENTO, CALIFORNIA

PLUS 4 PERSON RELAYS (Marathon Only) - 5 DIVISIONS

Middle School - High School - College - Corporate - Organization

Sub Divisions

All Male - All Female - Mixed (2+2)

Awards to Top 5 Teams each Division
and Top 4 Individuals each age division
Awards Ceremony at 11:30 AM

Start-Finish: William Land Park 7:30 AM Sharp
(Near Freeport Boulevard & Sutterville Road)
More info? www.sacramentomarathon.net

Proceeds Benefiting
Shriners Hospital for Children
Ronald McDonald House
Local High School Track & Race Walk Teams

Music throughout the Course - Lots of Refreshments
Massage Therapists (Free)

REGISTER ON-LINE:

www.sacramentomarathon.active.com

INDIVIDUAL ENTRY

Make Check Payable to: SACRAMENTO MARATHON & HALF
745 KELLY DRIVE, INCLINE VILLAGE, NV 89451 (916) 300-4331

EVENT FULL-\$35 HALF-\$30 SPECIAL DIVISIONS WHEEL CHAIR CRANK CHAIR HEAVY WT 200+ LBS WALKER 3K? 5K?-\$20

AGE SEX M F SHIRT SIZE S M L X BIRTHDAY / /

AGE DIVISIONS: (PLEASE CIRCLE) 8-12 HALF ONLY 13-15 16-18 19-24 25-29 30-34 35-39 40-44 45-49 50-54 55-59 60-64 65-69 70-74 75-79 80-84 85-89 90-94 95-99

NAME (FIRST) (LAST)

ADDRESS

CITY STATE ZIP

PHONE E-MAIL

WAIVER STATEMENT: This is a Waiver of your Rights, I, (inserting To Be Legally Bound, for myself, My Heirs, Executors, Administrators, Wife and Release Any And All Rights And Claims I may have against The Sacramento Marathon, The City of Sacramento, It's Agents, Processors and It's Sponsors, and all persons, Officials and Organizations Affiliated with the Event for any and all injuries suffered by me while traveling to and from and while competing in the Sacramento Marathon. I further state that I am physically fit and sufficiently trained for this event. I also give my permission for the free use of my name and/or photographs in any broadcast, internet, newspaper or any other Account of this event. I acknowledge I have read and fully understand my own Liability and do accept the restriction.

Date: Signature: (Parent/Guardian if under 18)

RELAY ENTRY

	NAME	STREET/CITY	STATE	ZIP	DIVISION (SCHOOL)	SUB DIVISION	SEX	AGE	SHIRT SIZE
1.									
2.									
3.									
4.									

EMAIL: SIGNATURE:

NAME: TEAM NAME:

ADDRESS:

CITY: STATE: ZIP: PHONE:

Prices: \$75.00 per team, T-shirts included. Mail Check and Entry to: SACRAMENTO MARATHON, 745 KELLY DR., INCLINE VILLAGE, NV 89451 OR Register on-line at: www.sacramentomarathon.active.com

WAIVER STATEMENT: This is a Waiver of your Rights, I, (inserting To Be Legally Bound, for myself, My Heirs, Executors, Administrators, Wife and Release Any And All Rights And Claims I may have against The Sacramento Marathon, The City of Sacramento, It's Agents, Processors and It's Sponsors, and all persons, Officials and Organizations Affiliated with the Event for any and all injuries suffered by me while traveling to and from and while competing in the Sacramento Marathon. I further state that I am physically fit and sufficiently trained for this event. I also give my permission for the free use of my name and/or photographs in any broadcast, internet, newspaper or any other Account of this event. I acknowledge I have read and fully understand my own Liability and do accept the restriction.

Date: Signature: (Parent/Guardian if under 18)



Masters Racewalking

By ELAINE WARD

The Bent-Knee Bugaboo – Part I

Carl Acosta, M65, has been racewalking for 20 years. In the last 10, he has struggled with a bent-knee problem that has caused him to be disqualified from many races. As he competes at many national and international championships, there is much to learn from his attitude toward his nagging knee problem. The results from the Masters Championships in Puerto Rico show Carl's 5K time: M65, 6th place, 33:45.

The Old and New Rules

CA: When I first started to racewalk in 1982, I worked out by myself and didn't have anyone to walk with to pick up my technique problems. In some of my early races I would get calls – not necessarily getting disqualified, but getting cautioned at the start of the race. It was almost always for a bent right knee. As I made it through most races, my knee problem didn't seem critical in my mind. This changed in 1991 when the knee rule was changed.

Remember, in the 1980s the knee rule allowed you to land or plant with a soft knee. As long as your leg was straight when it went under you, it was acceptable. Then in 1991, it became necessary to have a straight knee at heel contact. This is when many older masters began having difficulties. I joked with my friends that overnight I became racewalking's illegal alien.

EW: Many masters have written me who feel that the rule change was unfair. They want the present rule modified for older walkers as they feel it punishes aging.



RUTH ANDERSON

Rich Hansen, 77, USA, on the 20K racewalk course, 15th WMA World Championships.



BILL BAXTER

Medalists in the 5K racewalk at the Wisconsin USATF State Championships, June 14, Kenosha, include (from l) Katie Marrs, first W70 (35:24.68), Alice Winkler, second W50 (36:13.26) and Lynn Tracy, first W50 (29:01.48).

CA: One problem is that many of us had years of contacting the ground with a soft knee and then straightening. When this became illegal, it wasn't just a matter of making a technique change.

Some walkers discovered that age had affected their knees and made it very hard to plant with a straight knee and hold it straight until the leg was under them. So they were suddenly confronted with being disqualified after years of successful racing.

Another problem, at least one I experienced, concerned judging. The same judges who DQed me in one race would overlook me in the next. Yet, I felt that I was doing the same thing in both races. It was puzzling. Even more puzzling, I never get DQed overseas. I never have faced looking at 2X's on the DQ board and wondering if I would make it through the race.

Some California judges have told me to slow down, but when you are racing, you are racing to win. It's hard to settle for just making it through. Besides, I have found that if I slow down it doesn't help that much. If I am walking with some good racewalkers, I am going to stand out.

I have what I describe as a bulbous knee. I can plant straight, but I'll be darned when it is straight, the front of my knee pops out like a light bulb. I have actually stood in front of judges with my leg straight and they say, "My God, your knee is even bent just standing there." On looking at the back, they realize it's straight.

Forcing the Knee Straight

EW: I know that a year-and-a-half

Continued on page 23



Athletes who have competed in all World Masters Championships were recognized at the 15th WMA World Championships Closing Ceremonies: Hari Chandra, Singapore. Jack Stevens, Australia, Ruth Anderson, USA, Roland Johansson, Sweden, Willie Dunne, Ireland, John Dunsford, Great Britain, and Ron Franklin, Great Britain. Not present, but at the Championships, were Bob Fine, USA, Jim O'Neil, USA and Bob Mimm, USA.

WMA Puerto Rico

Continued from page 1

Great Britain, 182. Puerto Rican athletes won 55 medals, including 16 golds.

Twenty-six world and 14 U.S. age-group records were set. Waldo McBurney, Quinter, Kansas, was more than just versatile at age 100, setting records in the 100, 5000 racewalk, and shot put.

Speedy Service

Performances on the track took a back seat to two other features of the meet: results and transportation. "In some cases, the results were available on the Internet all over the world before they were posted at the venues," said Sandy Pashkin, the U.S. track & field team manager.

Pashkin, with assistants Marilyn Mitchell and Phil Greewald, conducted daily team meetings at the Clemente Complex, and coordinated the relays, along with Mary Rosado, who coordinated the road race teams.

Waiting for the shuttles was time-consuming, but once athletes got aboard the buses, they flew in traffic.

"The shuttle service between the venues and hotels brings a new level of excitement to the championships," said Jerry Donley, past USATF Masters T&F Chairman. He was referring to the motorcycle police who escorted every school bus carrying athletes to the stadiums and hotels. The motorcyclist, or sometimes three or four, would, with sirens blaring and blue lights flashing, hold back traffic on the freeways while the bus changed lanes.

He, or she, would dart ahead of the bus, do a half-spin and stop cross-traffic at main intersections, while the bus went through red lights. "On one trip, we almost took out a couple of cars and a motorcycle," Donley added.

Security

Athletes, used to fending for themselves upon arriving by air at night, found shuttle drivers with signs reading "Masters Athletes" at the baggage

claim area, who took them to their hotels even if not on the preferred hotel list.

"I appreciated the welcoming party at the airport, especially at night and alone," noted Ivan Black, M50, of New York City.

Other forms of security and concern for athletes' safety were evident. At the BBQ after the 8K cross-country race, held near the beach on Day 2 at the Bahia Beach Plantation Golf Course, two officers patrolled the water on jet skis.

Media Coverage

The local paper, *The San Juan Star*, and television provided media coverage. The Spanish language newspaper printed feature articles and color photos of local favorites. Residents in the area indicated an awareness of the Championships, once you identified yourself as being a part of it.

Sightseeing

During the two off days, athletes strolled through Old San Juan, with its 500-year-old streets, El Morro Castle, designer retail outlet shops, and art galleries. Others went to the El Yunque Rain Forest, did the Bacardi Rum distillery tour, walked the beaches, or hung out at hotel swimming pools.

On Monday evening, the 7th, buses took 600 athletes and guests to the Tropicamar Beach Hotel for a "salsa" night for food, drinks, and music.

A Few Glitches

Among the positives were some suggestions for improvement. Athletes said that three venues distant from each other and a split schedule, in the morning and afternoon with several hours in between to avoid the heat, made for a lack of continuity. "For instance, the finals for the 200 and the 800, two feature events, were held at the same time at different places," said Mitchell Lovett, M40, of New York. "It seems disjointed."

Some athletes felt that the University of Puerto Rico site, even

Continued on page 11

WMA Puerto Rico

Continued from page 10

though it was a good track, could have been shut down and its events moved to the other two stadiums once the meet organizers realized that the number of entrants was smaller than anticipated. The small entry total, the split schedule, and the need for three sites may have been the reasons why one athlete remarked, "The meet doesn't have a sense of spectacle as Brisbane did."

Guide Book

"The Championships Guide that we got didn't have competition numbers for athletes. It sure helps to identify your opponents in a race by competition numbers, especially in the cross-country, and also on the track," said Roger Price and Madeline Bost as they polished off \$2.99 Grand Slams at a Denny's near the Ritz Carlton during the General Assembly lunch break on Thursday, the 10th. Gudrun Fleetwood, W60 triple gold medalist, and her husband, Miles, of Sweden, voiced the same complaint, while they, vegetarians, ate veggie burgers.

In response to the question about the lack of competition numbers in the list of athletes, an official said that the booklet had to be printed well in advance of the meet before all of the entries were in. He was reminded that the booklet for the 14th World Championships did contain competition numbers and that Brisbane dealt with over 5000 entries.

Asked of her impressions of the meet, Gudrun Fleetwood said, "It reminds me of Buffalo and Durban.



RUTH ANDERSON

Jim Hite, 69, USA, in the 8K Cross-Country Race, 15th WMA World Championships.

They started with problems, but straightened them out." Richard Rizzo, M65, of New York, agreed, "The officials and volunteers made me feel very comfortable. My races went off on schedule."

Both Ivan Black and Rizzo suggested that ribbons for fourth, fifth, and sixth place would have been a nice gesture. "A ribbon for my fifth place in a world championships would mean a lot to me," Rizzo said. Both also agreed that a participation certificate wouldn't be a bad idea either.

Where Was Everybody?

Regarding the 45% decrease in entrants from Brisbane in 2001, the question everybody had was, "Where



JERRY WOJCIK

John Hinton, USA, winner of the M40 1500 (4:06.30), 15th WMA World Championships.


is everybody else?" And everybody had an answer. Some said it was the climate - too hot and humid - and expense of sticking around for two weeks from the Opening to the Closing Ceremonies.

A hammer thrower who also entered the weight pentathlon competed on July 2nd in the hammer and had to wait around until the 11th or 12th for the weight pentathlon.

Ike Ogura, a Los Angeles-based travel agent, who shepherded a group of 40 Japanese athletes to Carolina, said that Asians were afraid of being exposed to SARS in airports and on airplanes.

More responses included: the relatively small population of Puerto Rico couldn't inflate the numbers with local athletes; the world's dismal economy, especially in the U.S.; the anemic Australian and New Zealand dollar against the U.S. buck; the barriers visitors face in coming to a U.S. common-

Continued on page 12



RUTH ANDERSON

Flag twirlers at the Closing Ceremonies, 15th WMA World Championships.

SITES OF WORLD MASTERS TRACK AND FIELD CHAMPIONSHIPS

1	1975	Toronto, CAN	9	1991	Turku, FIN
2	1977	Goteborg, SWE	10	1993	Miyazaki, JPN
3	1979	Hannover, GER	11	1995	Buffalo, USA
4	1981	Christchurch, NZL	12	1997	Durban, RSA
5	1983	San Juan, PUR	13	1999	Gateshead, GBR
6	1985	Rome, ITA	14	2001	Brisbane, AUS
7	1987	Melbourne, AUS	15	2003	Carolina, PUR
8	1989	Eugene, USA	16	2005	San Sebastian, ESP
			17	2007	Riccione, ITA

Pending World and U.S. Records

World Records

Event	Age	New Mark	Name	Old Mark	Held By
100m	M100	39.97	Waldo McBurney	43.00	Everett Hosack
100m	W90	38.02	Rosario Iglesias	47.84	Ivy Ganstrom
200m	M50	22.58	Stephen Peters	22.91	Ron Taylor
200m	M90	42.14	Friedrich Mahlo	42.78	Anthony Castro
200m	W55	27.70	Ingrid Meier	27.90	Avril Douglas
200m	W90	82.29	Rosario Iglesias	---	---
400m	M55	52.24	Charles Allie	52.6	Ralph Romain
400m	M70	61.01	Ralph Romain	61.29	Wilhelm Selzer
400m	M75	65.51	Wilhelm Selzer	66.88	Lucas Nel
400m	M90	1:42.30	Friedrich Mahlo	1:57.46	Toshio Kojima
400m	W45	56.15	Marie-L Mathieu	56.82	Mary Libal
800m	W50	2:20.18	Maureen de St. Croix	2:21.05	Barbara Lehmann
110mH	M40	13.73	Dave Ashford	13.96	Karl Smith
2000mSC	M70	8:00.83	Francisco Vicente	8:03.47	John Downey
2000mSC	M80	10:02.43	Soichi Tamoi	10:52.46	Dan Bulkley
4x100mR	M50	44.99	USA	45.04	USA
4x400mR	W50	4:24.09	CAN	4:24.92	AUS
HJ	W60	1.39	Erika Springmann	1.38	C. Schmallbruch
HJ	W70	1.26	Rosemary Chrimes	1.22	Leonore McDaniels
HJ	W75	1.11	Leonore McDaniels	1.05	Ruth Seeger
TJ	W75	6.37	Leonore McDaniels	6.30	Johnnye Valien
SP	M100	4.12	Waldo McBurney	3.15	John Whittemore
SP	W70	10.68	Rosemary Chrimes	9.57	Marianne Hamm
DT	W70	31.29	Rosemary Chrimes	27.54	Marianne Hamm
HT	W40	55.04	Oneithea Lewis	54.07	O. Lewis
JT	M90	16.09	Pedro Villanueva	---	---
Dec	M65	77.54	Knut Skramstad	76.68	Pekka Pentilla

U.S. Records

Event	Age	New Mark	Name	Old Mark	Held By
400m	W35	55.60	Alethea Morris	56.8	Phil Raschker
80mH	W65	17.23	Barbara Jordar	18.69	B. Jordan
400mH	W35	63.13	Alethea Morris	64.12	Joy Margerum
2000mSC	M60	8:00.59	Gale Pfueller	8:15.87	Frank Haviland
4x400mR	M60	4:15.84	USA	4:17.62	USA
LJ	W75	3.33	Leonore McDaniels	3.20	Johnnye Valien
TJ	W55	9.81	Phil Raschker	9.66	P. Raschker
TJ	W80	3.74	Margaret Hinton	---	---
HT	W45	42.03	Carol Finsrud	41.90	C. Finsrud
JT	W50	29.29	Tina Bowman	28.67	Phil Raschker
JT	W55	23.39	Lorraine Tucker	22.44	Georgia Cutler
5000mRW	M70	28:38.46	Jack Bray	28:57.77	Alfred DuBois
5000mRWM100		1:04:15.74	Waldo McBurney	---	---
10K RW	W85	1:31:53	Fan Benno-Caris	---	---

World records provided by Pete Mundle, Coordinator, USATF and WMA Records Committee



On The Run

By HAL HIGDON

Fourteen Out of Fifteen Ain't Too Bad

A strong wind sent rain cascading across the track at Roberto Clemente Complex in Carolina, Puerto Rico. We shifted our seats higher into the stands seeking protection, but soon had to flee below. Lightning flashed, too close for comfort. Thunder rattled our eardrums. I began to wonder whether the decision to schedule the 15th WMA World Championships for Puerto Rico at the beginning of the hurricane season was the wisest possible move.

But race officials shrugged off the storm as a temporary distraction. "We're projecting a 30-minute delay," one informed me when I checked in at the Call Room for my race, the 2000m steeplechase. And their estimate proved close.

I had to run in the rain, but I was far from top competitive form and didn't care. I would have gotten wet in the water jump anyway. I did pass one competitor who slipped going into the water jump, but otherwise I was happy to paddle around in the rear just so I could say I ran my 14th World Meet.

Simple Calculation

Do the arithmetic - 15 World Masters Championships minus 14 appearances - and you'll see that I've missed only one. If I had to list one dis-

appointment in my running career, that would be it. Ironically, my lone miss was in Puerto Rico 20 years earlier. I had run the first four World Masters Championships in Canada, Sweden, Germany, and New Zealand, but preparing for the fifth, I pulled a calf muscle limiting my ability to perform.

A medallist in each of the previous Championships, I didn't feel like limping around in the back of the pack. Pride caused me to skip the show.

A decade later when organizers sought to determine which athletes had competed in each of the first ten Championships, my name appeared on the list. No, I felt obliged to tell them, I entered in 1983, but failed to show. In Japan, when the athletes who had gone Ten-for-Ten were invited on stage to take a bow, I could only stand among those applauding.

Single Appearances


There have been other races where I appeared for Year One, but failed to continue on a regular basis. The Chicago Marathon, now in its 26th year. The Blueberry Stomp in Plymouth, Ind. The River Bank Run in Grand Rapids, Mich. Probably several others. I first ran the Boston Marathon in 1959 and have run that race 19 times, most recently at its 100th running in 1996. If I had started a few years earlier and been more consistent, conceivably I could now be near breaking John A. Kelley's record of 61 appearances in that race.

But that's hindsight, and perhaps it is fair that we can't predict our futures. Would I really have wanted to obsessively run Boston or any other race for decades just to get a single paragraph on the sixth page of the sports section of the Boston Globe, or any other newspaper? Dammit: yes, I would!

Looking Ahead

Departing Puerto Rico at the end of the Championships, I thought forward to the next World Masters Championships in Spain in 2005 and Italy in 2007. Perhaps if I keep showing up, at some point I will outlast all other pretenders and be able to say I have run in more World Masters Championships than anyone else. That may be a test of endurance to motivate me for some time to come. □

(Hal Higdon is a Senior Writer for Runner's World. He is currently working on a book to be titled The Runner's World Guide to Masters Running. Visit his website at www.halhighdon.com)




SUZY HESS

Rich Rizzo, USA, M65, 15th WMA World Championships.

TWENTY YEARS AGO August 1983

- Dan Conway (2:23:25) Beats Bill Hall and Ralph Zimmerman to Win Masters Title in Grandma's Marathon
- Harvey Schellenberg, 50, and Gilberto Gonzalez, 70, Set World Age-Group Records in National Decathlon
- World Veterans Games Threatened as Puerto Rico's Governor Demands South Africans Be Banned From Competition



SUZY HESS

Spectators at the Roberto Clemente Stadium, 15th WMA World Championships

WMA Puerto Rico

Continued from page 11

wealth; and the fallout from a less than outstanding World Championships held in Puerto Rico 20 years ago.

Sad Note

On a tragic note on Friday evening, the 12th, at Sixto Escobar Stadium, during the 1500 finals and M70 weight pentathlon, a man suffered a heart attack in the stands. He was attended to immediately, but died before arriving at the hospital. It is not known whether he was a spectator or an athlete.

Overall Assessment

Earl Fee, 74, of Canada, who won the 300H with an age-graded 99.9% 50.78, and placed second in the 800 with a 102% 2:26.09, summed up what most athletes felt about the meet, "The awarding of medals immediately after the event, the excellent medical services, and the large number of efficient officials were appreciated by the ath-




SUZY HESS

A female motorcycle officer escorting a shuttle bus loaded with masters athletes to a venue, 15th WMA World Championships.

letes. Some things, such as the announcing and the electronic scoreboards, could have been improved. Overall I had the impression there was a great effort to produce a good meet."

The 16th WMA World Championships will be held in 2005 in San Sebastian, Spain. □



SUZY HESS

First three finishers, M50 400 (l to r): Ed Gonera, USA, 2nd (53.27), Viv Oliver, GBR, 3rd (53.32), and Walwyn Franklin, GBR, 1st (53.26), 15th WMA World Championships.

PMTC Masters Classic Runs Hot

By DONALD KANE

The Portland Masters Track Club produced a very well run meet at Mt. Hood Community College, Gresham, Ore., June 28-29. Meet Director Jim Puckett ran the events on schedule, and the athletes had a great time.

The weather on Saturday was very hot, with one entrant in the 10,000 collapsing on the track, in spite of the early 10 a.m. start. The Gresham Fire Department responded instantly, and the patient recovered quickly.

Sunday dawned clear but cooler for an almost perfect weather day. The iced water and Gatorade barrels were heavily patronized, and the sprinkler hose at the 300m mark was very much appreciated in the longer events.

The outstanding field event performer was Tom Gage, of Montana, who set M60 U.S. records in the hammer (57.32), weight (23.57) and super-weight (9.14). Gage holds the M50 and M55 U.S. records in the hammer. Close behind Gage for throwing honors was Gary Stenlund, of Costa Rica, a former U. of Oregon javelin star. Stenlund threw the spear 59.59, a 98% age-graded effort.

The top runner was long-time PMTC member, Paul Edens, Silverton, Ore., who won the M60 100 (12.19) and 200 (25.29), both times over 95% age-graded. Other top sprinters were M35 Curtis Wilson, the former Nike open team runner, and M45 Naim Hasan.

Both returned to the track after a couple of years off, with fine results. Wilson turned in an 11.33 in the 100 and a 50.06 in the 400. Hasan was first overall in the 200 at 24.75 and in the 100 in 11.95.

Mark Lesniak and Willie Venable, both of Seattle, ran an exciting M50 100, with Lesniak awarded the win by about an inch. Both were timed in 12.61.

The top distance runner was Kevin Paulk, M40, who turned in strong wins in the 800 (2:02.18) and 1500 (4:11.42).

We appreciate the strong support by all the volunteers and meet sponsors, who play a big part in making this meet the success it always is.



The *National Masters News* now takes VISA and MasterCard for subscriptions and gift subscriptions on its Internet Web site:

www.nationalmastersnews.com

This will enable foreign athletes to subscribe without having to convert foreign currency to U.S. currency.

PUBLICATIONS ORDER FORM

	Quantity	Total (US\$)
Masters Age Records (2003 Edition) Men's and women's world and U.S. age bests for all track & field events, age 35 and up, and for all racewalking events, age 40 and up, as of Oct. 31, 2002. 56 pages. Lists name, age, state and date of record. Compiled by Peter Mundle, USATF Masters T&F Records Coordinator. \$6.00.	_____	\$ _____
Masters Track & Field Rankings (2002) Men's and women's 2002 U.S. outdoor track & field 5-year age group rankings. Coordinated by Jerry Wojcik, USATF Masters T&F Rankings Chairman. All T&F events, including mile, relays, weights, racewalks, and combined events. \$8.	_____	\$ _____
McMahon Family Trust Masters Track & Field Indoor Rankings Indoor rankings for 2003. 4 pages. \$2.00.	_____	\$ _____
Masters Age-Graded Tables Single-age factors and standards from age 8 to 100 for men and women for every common track & field, long distance running, and racewalking event. Shows how to conduct an age-graded event. Tells how to keep track of your progress over the years. Compares performances of different ages/sexes in different events. 60 pages, including samples and charts. Compiled by the World Association of Veteran Athletes. \$6.00.	_____	\$ _____
Masters 5-Year Age-Group Records Men's and women's official world and U.S. outdoor 5-year age group records for all track & field and racewalking events, age 35 and up, as of Dec. 7, 2002; 8 pages. Lists name, age, state and date of record. Compiled by Peter Mundle, USATF Masters T&F Records Coordinator. \$2.00.	_____	\$ _____
Masters 5-Year Indoor Age-Group Records Same as above, except indoor records (M40+, W35+) as of Sept. 15, 2002 (world) and Dec. 7, 2002 (USA). \$2.00.	_____	\$ _____
Competition Rules for Athletics (2003 Edition) U.S. rules of competition for men and women for track & field, long distance running and racewalking—youth, open and masters. \$12.00.	_____	\$ _____
USATF Directory (2003) Names and addresses of national officers and staff, board of directors, sport and administrative committees, association officers and addresses, etc. \$12.00.	_____	\$ _____
WMA Handbook (2001-2003) Contains 2002 WMA New Age-Factors for All Combined Events, Constitution, By-Laws, Rules of Competition, History of Masters Athletics & More. In English, Spanish, French, German. 170 pages. \$8.00	_____	\$ _____
USATF Governance Handbook (2003) U.S. Bylaws and operating regulations, forms for membership, race sanction, records, course measurement, etc. 152 pages. \$12.00.	_____	\$ _____
Running Encyclopedia, The Ultimate Source for Today's Runner Twenty-six chapters from A to Z of history, facts, personalities, events, terms, and pictures of running by Joe Henderson and Richard Benyo. Chapter W, for example, starts with "waffle sole" and ends with "Wysocki, Ruth." A must for every runner's library. 417 pp. \$24.95	_____	\$ _____
How to be A Champion from 9 to 90. Earl W. Fee, world record holder over 30 times in masters events from 300H to mile, describes in detail the how and why of running training. Applicable from sprinters to marathoners. 404 pages, 25 chapters, over 300 expert references. US \$19.25/CAN \$28.50, plus postage & handling.	_____	\$ _____
USATF Logo Patch 3 color embroidered 4" x 3". \$4.50.	_____	\$ _____
USATF Race Walking Patch. 3-color embroidered 4" x 3" with gold trim. \$5.50.	_____	\$ _____
USATF Cross Country Patch. 3-color embroidered 4" x 3" with gold trim. \$5.50.	_____	\$ _____
USATF Lapel Pin. 3-color USATF Logo on 7/8" soft enamel lapel pin (nail pin back with military clutch). \$5.50.	_____	\$ _____
USATF Decal. 3-color. 3" x 2-1/2". \$2.00.	_____	\$ _____
2003 Road Race Management Directory Published by Road Race Management, this book combines the Guide to Prize Money & Races with the Running Industry Resource Directory – two books in one – listing elite athletes (including masters) with over 1000 addresses and phone numbers, prize money structures for 400 events, Internet services, retailers, publications, TV contacts, and more. \$75.00.	_____	\$ _____
Running Research News Bi-monthly newsletter. Contents include the latest scientific information on endurance training, sports nutrition, and injury prevention. \$35.00 per year.	_____	\$ _____
Back Issues of National Masters News _____ Issues: \$3.00 each.	_____	\$ _____
Postage and Handling	_____	\$ _____
Overseas Air Mail (add \$5.00 per book)	_____	\$ _____
TOTAL	_____	\$ _____

Send to: National Masters News Order Dept.
P.O. Box 50098, Eugene OR 97405

Name _____
Address _____
City _____ State _____ Zip _____



The Weight Room

By JERRY WOJCIC

The Eugene Experience

There's usually more for throwers to do than watch people run around in circles in their shorts at a National Championships locale, and while other throwers may be headed for day trips to Florence on the coast, or east to the Cascades, or to Portland's night life, you can have just as much fun in Eugene.

For starters, those in the dorms are about two blocks north of a splendid corner at 19th and Agate that offers an ice cream store, a bakery, probably the best Italian restaurant in town, several other eateries, and the East 19th St. Cafe, noted for its extensive list of microbrews.

How about attending a minor league baseball game? On Aug. 7-10, the Eugene Emeralds (the "Ems" to local fans), a Class A affiliate of the San Diego Padres, will host the Spokane Indians at Civic Stadium. Reserved seats go for \$8; GA for \$5 (\$1 discount for seniors). You'll get a chance to see the Ems' first baseman, Fernando Valenzuela, Jr., the son of L.A. Dodgers phenom Fernando Valenzuela.

Bijou Theater

Haven't seen an art film since you left college? Try the Bijou Theater, a short walk east of the campus, on 13th.

Need a dose of culture? Call the Hult Center at 541-682-5000 or visit its Web site at www.hultcenter.org. The Oregon Festival of American Music is presenting Week One of "Easy to Remember, The Great American Songbook," opening on Thursday, Aug. 7, with a Gala Concert, "Puttin' on the Ritz!"

To see what else is happening, buy a copy of the Friday *Eugene Register-Guard*, which lists all of the happenings in music, movies, stage, etc., in a special section called "Ticket," and contact the Convention and Visitors Association of Lane County (484-5307).

Pre's Trail

A stay in Eugene isn't complete without a visit to Pre's Trail, the Saturday Market, and 5th Street Public



STEPHEN DERMINER

Monica Kendall broke the W45 U.S. record for the javelin with a 38.08, Hayward Masters Classic, Eugene, Ore., June 21-22.

Market, all within walking distance of the campus and all free.

In the mood for a stroll? The Willamette River has a pleasant walking/biking path on both banks; the south path can be reached by walking north on Agate from the dorms. An excellent map of the area's running and biking trails, called "Track Town USA, A Runner's Map," produced by the Oregon TC, should be available at the airport at a stand provided by the OTC. If not, the *National Masters News* booth at Hayward Field may have a few.

Training Venue

Diehard throwers, unable to practice at Hayward during the meet, can try the South Eugene H.S. track on 24th and Amazon Parkway for the shot, discus, and javelin. For the hammer, you'll have to go to the hammer throw area in Alton Baker Park, south of Autzen Stadium.

If you're driving, be aware that traffic violations in Oregon carry huge fines, and if you plan to park near Hayward Field, bring a roll of quarters. On-site parking is almost non-existent, and parking on the streets immediately surrounding the field is metered and well-monitored, except on Sundays.

Drive Carefully

You may be in for a new experience if you drive in Eugene. It's the only city I've driven in where people drive five-to-ten miles below the limit. Drivers generally use their turn signals, usually about six feet before turning. A newly enacted law requires motorists to stop for pedestrians until they've completed crossing the street, and watch out for bicyclists on Eugene's many bike-laned thoroughfares.

If you don't get a chance to enjoy any or all of that, don't fret. You can always return for next year's Hayward Classic, or perhaps another Championships in the future. □

(Jerry Wojcik can be reached by e-mail at jerrywoj@aol.com.)



JERRY WOJCIC

Medalists in the M65 1500 (l to r): Jiri Libra, CZE, 2nd (5:19.03); Armando Aldegalega, POR, 1st (5:02.82); and Winfried Helm, GER, 3rd (5:22.24), 15th WMA World Championships.

27 World Records Set in Puerto Rico

Twenty-seven world age-group records were set in the 15th WMA World Championships in the cities of Carolina and San Juan, Puerto Rico, July 2-13. Fourteen were set by women and 13 by men.

Rosemary Chrimes, GBR, who turned 70 in May, lived up to pre-Championships expectations with three W70 records in the HJ (1.39), shot put (10.68), and discus (31.39). Rosario Iglesias, MEX, erased nine seconds from the W90 100 record with a 38.02 and established a record in the 200 (82.29).

Friedrich Mahlo, GER, broke M90 records in the 200 (42.14) and 400 (1:42.30, 100%), the last by 15 seconds. Leonore McDaniels, USA, garnered W75 records in the HJ (1.11) and TJ (6.37). Marie Land Mathieu, PUR, zipped to a W45 record in the 400 (56.15; A-G 99.5%).

Waldo McBurney, USA, showed that he was more than a one-dimensional centenarian by breaking records in the 100 (39.97) and SP (4.12), and racewalking to a U.S. record in the 5000.

Anna Wlodarczyk, 52, of Poland, a college track coach in Southern California, Phil Raschker, 56, USA, Nora Kutti, 80, EST, and Francisco Vicente, 70, POR, tied for gold medal honors with five each. Vicente and countryman Armando Aldegalega, 65, who took solid firsts against tough competition in the 1500, 5000, and 10,000, after winning the 8K X-C, could share honors as Male LDR Star of the Meet.

Breaking the meet down by divisions, here's how it looked:

M40

- David Ashford, USA, set a WR in the 110H with an A-G 98.3% 13.73.
- David Lee, CAN, won the 100 (11.15) and 200 (27.45).
- Antonio Lupianez, ESP, won the 5000, 10,000, and X-C.
- Juha Eriksson, FIN, took the decathlon and returned for the JT gold.
- The USA won both the 400 and 1600 relays.

M45

• Stephen Peters, GBR, who was 49 on the first day of the meet, competed as an M45 throughout, according to WMA rule, even though his 50th birthday fell on July 5. On July 8, in a 200m semi, he ran a 22.69, bettering the WR of 22.91.

• David Crossland, GBR, doubled in the 800 and 1500.

• Johann Hopfner, GER, captured the 5000 and 10,000 (31:59.93).

• Vladimir Barabash, RUS, racewalked to firsts in the 5000 track and 20K.

• GBR took both relays.

• Decathletes Ken Ellis, USA, 7082, and Michael Janusey, USA, 6882, took gold and silver.

M50

• Bill Collins, USA, won the 100 (11.39) and 200 with no official recorded time as the result of a lightning caused outage.

• Walwyn Franklin, GBR, took the 400 from Ed Gonera, USA, 53.26 to 53.27, with Viv Oliver, GBR, third (53.32).

• USA scored a WR in the 400 relay (44.99).

• Jose Lopez, MEX, doubled in the walks.

• Michael Shiaras, USA, won the SP (15.69).

• Peter Gordon, GBR, had the longest DT of the meet (59.77)

• Greg Geraci, USA, 59.42, and Bob Powers, USA, 55.36, went 1-2 in the JT.

M55

• Charles Allie streaked to a WR 52.24, 98.0% in the 400 and won the 200.

• Kevin Solomon, AUS, second in the 800 to fellow Aussie, Colin McCurry, outlasted Heikki Vakkuri, FIN, 4:33.52 to 4:33.53 in the 1500.

• Omer Van Noten, BEL, many time world and Euro champion, won the 5000 (16:41.94) after taking the X-C (28:43.00). Both times would have won the M50 races.

• Ken Brinker, USA, took the 100H (15.33).

• Devaldino Sousa, BRA, ran a meet's best 92.1% 11:19.86 for the 3000 SC.

• James Sauers, USA, bounded to a 92.5% 1.75 HJ.

• Boris Zaitchouk, CAN, the first hammer thrower over 80m when competing for the USSR, hit a 92.2% 61.58.

Continued on page 15



JERRY WOJCIC

Anton Laus, EST, M70 weight pentathlete, 15th WMA World Championships.

Highlights of World Championships

Continued from page 14

M60

- Oregonian Paul Edens, USA, won the 100 (12.28, 96.4%) over Northwest rival Stephen Robbins, of Seattle, 12.30, and took the 200.
- Harold Morioka, CAN, another sprinter with Northwest U.S. ties, outran the fields in the 400 (56.15), 800 (2:15.26), and 300H, all 90+% performances.
- Theo Viltz, USA, a longtime veteran of the Southern Calif. track circuit, won the 100H (15.49).
- Gary Stenlund led (58.25) a USA sweep in the JT, with Gary Reddaway, second, and John Burns, third.
- Peter Lessing, GER, did a bookend with a first in the X-C, July 2, and marathon, July 13.

M65

- Knut Kramstad, NOR, upped the decathlon WR to 7754.
- Robert Lida guided a USA three-deep sweep in the 100 (12.90) and four-deep in the 200 (26.28).
- Armando Aldegalega, POR, won the 1500, 5000, 10,000 and X-C
- Terry Cannon, USA, was top performer of the meet in the PV with a 90.7% 3.45.
- Peter Speckens, GER, took the DT (50.93, 92.6%) and WP (4777).
- Aglia Koutchounove, RUS, strode to both racewalk golds.
- USA took the relays.

M70

- Ralph Romain, TRI, whose M55 400 record was broken by Charles Allie, got another (61.01) and won the 200.
- Francisco Vicente, POR, set a record in the 2000SC with a 99.3% 8:00.83, and won the 1500, 5000, 10,000, and X-C.
- The aptly named Vladimir Popov, RUS, bounded to outstanding LJ (5.03, 95.0%) and TJ (10.27, 95.0%) wins.
- Jack Bray, USA, swept the walks, the

5000 with a U.S. record 28:38.46.

M75

- Wilhelm Selzer, GER, smashed the 400 WR with a 100% 65.51.
- Alan Meddings, GBR, blasted off to firsts in the 100 (14.08) and 200 (28.97, 96.3%).
- Alf Igesund, NOR, became world champion in the 800, 1500, and 5000.
- Heiner Will, GER, was the boss in the throws with golds in the SP, DT, JT, and WP.
- Geza Dobriban, HUN, stood atop the award stand twice for wins in the LJ and TJ.

M80

- Soichi Tamoi, JPN, reduced the

2000SC record by 50 seconds and won the 5000 and 10,000.

- Bruno Sobrero, ITA, jetted to firsts in the 100 (15.87, 92.5%) and 200 (34.90).
- Brazil won both relay races.
- Antonio Tejada, MEX, outran the fields in the 800, 1500, and X-C.
- Juji Tanaka, JPN, took the 80H, LJ (4.00, 91.7%) and TJ.
- Gudmund Skrivervik, NOR, did a versatility stunt with wins in the 300H, SP, and DT.

M85

- Frederico Fischer, BRA, flew to the finish first in the 100 (16.73, 94.3%), 200 (36.54, 96.3%), and 400.
- Les Leyland, CAN, won the 80, 1500 and 5000.
- Heige Lonrooth, FIN, took home gold medals for the HT, JT and WP.
- The appropriately named Maxwell

Springer, USA, won the LJ and TJ.

M90

- Friedrich Mahlo, GER, tripled in the sprints with a 15-second improvement on the 400 WR with a 1:42.30.
- Pedro Villanueva, COL, established a JT WR (16.09).
- Mario Riboni, ITA, was the strong man with SP, DT, and HT firsts.

M100

- Last but not least is an understatement for Waldo McBurney, USA, who ran a WR 100, put the shot three feet better than the previous record and topped it all off with a U.S. record in the 5000 racewalk.


W35

- Corinne Debaets, BEL, at the top of her age group at 39, won three titles easily in the X-C, 1500, and 5000 (16:54.29).
- Valentina Krepkina, UKR, nailed

Continued on page 16

Gold Medalists - 15th WMA World Championships Carolina, Puerto Rico

	M40	M45	M50	M55	M60	M65	M70	M75	M80	M85	M90	M100
100	Provo	Barnwell	Collins	Vybostok	Edens	Lida	Reuter	Meddings	Sobrero	Fischer	Mahlo	McBurney
200	Provo	Peters	Collins	Allie	Edens	Lida	Romain	Meddings	Sobrero	Fischer	Mahlo	---
400	Diaz	Blackwell	Franklyn	Allie	Morioka	Johnson, P	Romain	Selzer	Messenger	Fischer	Mahlo	---
800	Allah	Crossland	Loaiza	McCurry	Morioka	Stewart	Carr	Igesund	Tejada	Leyland	---	---
1500	Hinton	Crossland	Cabral	Solomon	Howard	Aldegalega	Vicente	Igesund	Tejada	Leyland	---	---
5000	Lupianez	Hopfner	Thomas	Van Noten	Sandery	Aldegalega	Vicente	Igesund	Tamoi	Leyland	---	---
10000	Lupianez	Hopfner	Tani	De la Camara	Lessing	Aldegalega	Vicente	De la Cruz	Tamoi	Wachs	---	---
SH	Ashford	Leee	Kemp	Brinker	Viltz	Bellos	Stokey	Sochor	Tanaka	---	---	---
LH	Gatling	Colon	Stevenson	Urli	Morioka	Kirkpatrick	Fee	Krenzer	Skriverik	---	---	---
SC	Villafrales	Mikkelsen	Karkkainen	Sousa	Schaffer	Roste	Vicente	Corona	Tamoi	---	---	---
HJ	Segatel	Andre	Adalshin	Sauers	Hanus	Bateman	Benning	Nevrup	Skriverik	Eble	---	---
PV	Spony	Ellis	Williams	Hamill	Lagerqvist	Cannon	Kandeydi	Zensch	---	---	---	---
LJ	Sampson	Grishin	Laihorinne	Jones	Rubes	Gasper	Popov	Dobriban	Tanaka	Springer	Zamorano	---
TJ	Foster	Walther	Calda	Kreft	Power	Roytman	Popov	Dobriban	Tanaka	Springer	---	---
SP	Albert	Ball	Shiaras	Roll	Heiler	Marg	Saarinne	Will	Skriverik	Meier	Riboni	McBurney
DT	Gurleda	Berger	Gordon	Fahey	Johnson, G	Speckens	Jansen	Will	Skriverik	Fischer	Riboni	---
HT	Winchcombe	Jansson	Black	Zaitchouk	Yamada	Singh	Rzehak	Rittweger	Batby	Lonnroth	Riboni	---
JT	Eriksson	Halras	Geraci	Kolar	Stenlund	Hoffman, D	Hoffman, M	Will	Darrot	Lonnroth	Villanueva	---
DEC	Eriksson	Ellis	Gentle	Beinvogl	Pawlik	Skramstad	Kandeydi	Smith	Tatsuta	---	---	---
WP	Albert	Manganas	Koca	Busterud	Albers	Speckens	Itkonen	Will	Makela	Lonnroth	West	---
BKX-C	Lupianez	Costa	Pires	Van Noten	Lessing	Aldegalega	Vicente	Fortune	Tejada	Wachs	---	---
MARA	Rivera	Dubois	Ortiz	Blomgren	Lessing	Prusynque	Mielke	Nilonen	Valdes	---	---	---
5KRW	Frixon	Barabash	Lopez	King	DeNoon	Koutchounov	Bray	Mimm	Estanol	Fonseca	---	McBurney
20KRW	Wogerbauer	Barabash	Lopez	Pineda	DeNoon	Koutchounov	Bray	Dubjak	Marzano	---	---	---
400R	USA	GBR	USA	USA	USA	USA	JPN	USA	BRA	GER	---	---
1600R	USA	GBR	USA	USA	CAN	USA	USA	GER	BRA	---	---	---
BKX-C	PUR	ESP	PUR	GER	GER	CZE	GER	USA	---	---	---	---
MARA												
RW				SUI	USA		USA					
W35	W40	W45	W50	W55	W60	W65	W70	W75	W80	W85	W90	
100	Barney	Moritz	Mathieu	Bonner	Meier	Linaker	Peters	Sandoval	Raspaldo	Canal	Martinez	Iglesias
200	Morris	Kay	Mathieu	Bonner	Meier	Linaker	Schott	Sandoval	Hofmeyr	Abarca	Martinez	Iglesias
400	Figueiredo	Kay	Mathieu	SaundMullins	Allison	Tomlinson	Daprano	Sandoval	Hofmeyr	---	---	Iglesias
800	Falkenstein	Del Olmo	deFernandez	de St Croix	Allison	Michelsohn	Daprano	Horne	Ono'Leonard	Adams	---	---
1500	Debaets	Hei'Duventaes	deFernandez	de St Croix	Auerback	Michelsohn	Eklund	Horne	Brasher	Adams	---	---
5000	Debaets	Hei'Duventaes	Carbo	Zentner	Auerback	Michelsohn	Eklund	Borovkova	Brasher	Adams	Haines	---
10000	Castro	Pieczulis	Brooks	Lopez	Novotna	Fleetwood	Eklund	Zuniga	---	---	---	---
LH	Krepkina	Moritz	Raaflaub	Wlodarczyk	Raschker	Maier	Schott	Koshikawa	Hofmeyr	---	---	---
SH	Morris	Santos	Sanguos	Kraehe	Allison	Tomlinson	Jordan	Mjelde	---	---	---	---
SC	Pidgeon	Hei'Duventaes	Sweazey	Darby	Findley	Tomlinson	Nakamura	Koshikawa	---	---	---	---
HJ	Heymans	Estwick	Karg	Wlodarczyk	Raschker	Springmann	Kea	Chrimes	McDaniels	Hinton	---	---
PV	Nadal	Forcellini	Johnson	Yeomans	Raschker	Jager	Nakamura	---	McDaniels	---	---	---
LJ	Krepkina	Estwick	Raaflaub	Wlodarczyk	Meier	Maier	Lary	Enarsson	McDaniels	Hinton	---	---
TJ	Krepkina	Laing	Conceicao	Wlodarczyk	Raschker	Springmann	Lary	Koshikawa	McDaniels	Hinton	---	---
SP	Mul'Schmidt	Lewis	Finsrud	Melnikova	Thomas	Illgen	Williams	Chrimes	Bakhoff	Kutti	---	---
DT	Stolt	Lewis	Finsrud	Schultz	Faldager	Illgen	Kofink	Chrimes	Bakhoff	Kutti	---	---
HT	Chirol	Lewis	Finsrud	Bellanger	Faldager	Erikson	Williams	San Martin	Huapaya	Kutti	---	---
JT	Scholz	Anton	Defus	Lavandia	Bezjak	Radcliffe	Williams	Hanssens	Wippersteg	Kutti	Haines	---
HEPT	Wrzesnick	Kay	Conceicao	Wlodarczyk	Raschker	Maier	Schott	Mjelde	McDaniels	---	---	---
WP	McCahill	Lewis	Finsrud	Tomanek	Faldager	Erikson	Williams	Hanssens	Bakhoff	Kutti	---	---
BKX-C	Debaets	Rubini	Hendrickx	de St Croix	Cruz	Fleetwood	Heyn	Zuniga	Smalley	Adams	---	---
MARA	Del Rio	Torres	Carbo	Siftar	Risch	Rother	Lauricks	Zuniga	---	---	---	---
5KRW	Valle	Cashman	Nell	Fernandes	Maeder	Seiler	Elliott	Provost	Chieko	Abarca	BennoCaris	---
10KRW	Valle	Cashman	Nell	Carr	Maeder	Fleetwood	Elliott	Provost	Barker	---	BennoCaris	---
400R	AUS	GBR	PUR	GBR	GER	GER	USA	CAN	USA	---	---	---
1600R	GER	USA	PUR	CAN	GER	GER	---	COL	USA	---	---	---
BKX-C												
MARA												
RW		MEX	CAN	USA								



JERRY WOJCIK
Bruno Sobrero, ITA, winner of the M80 200 (34.90), 15th WMA World Championships.



Track & Field Report

By **GEORGE MATHEWS**
Chairman, USATF Masters Track & Field

Puerto Rico Puts on a Great Meet

PUERTO RICO – I think we were all pleasantly surprised at the great job Puerto Rico did with the WMA World Championships, providing many wonderful memories for all.

How about those police escorts? That will be the last time I'm able to go through red lights in the vertical position in my lifetime.

The USA continued to uphold our parents' claim as "The World's #1 Track & Field Team." We went from one of the worst looking, to the best looking (thanks to athletes wearing the '96 Olympic uniforms), both on and off the track.

NCCWMA Regional Meeting

Many thanks to those athletes, delegates and alternate delegates who participated in the planning meetings held to develop consensus. It allowed us to effectively influence our position at both the Regional and General Assembly. Although Florida had tendered a premature bid for 2006, we were able to influence the tabling of the decision until the 2004 Regional Championships in Dorado, Puerto Rico.

Florida was able to make a fine presentation, but that in no way binds the U.S. to keep Florida as our bidder for the 2006 Championships. We will now go into our process of calling for interested venues to express their interest to the USATF Masters Committee (for the moment to me), by Sept. 30.

The Masters Executive Committee will evaluate the potential bidders and present them to the Masters Committee at our annual meeting in December, Greensboro, N.C., for a choice to be made. We will then present our choice to the USATF Board of Directors, whose approval is required.

In the future, after Dorado, awards of these Regional Championships will be made at the World Outdoor Championships. The 2008 site will be selected in San Sebastian, Spain, in 2005.

General Assembly

The good, the bad, and the ugly ... I will not try here to deal with everything that happened, but touch on a few key points.

The Good

We were able to influence the Assembly to follow its constitution and only seat those delegates who had declared 30 days prior to the Assembly. Together with allies, we were able to insist on the following of Robert's Rules of Order and Parliamentary Procedure. Not a bad idea, some say, for our own annual meeting in December in Greensboro. Anybody know a great parliamentarian who will attend the annual meeting?

Because of the mix of delegates seated, others can tell you the rest of

the story. We probably had the most influence on this group that any of us will see again in our lifetime. How about our adding the weight throw to both indoor and outdoor championships starting in 2005, exhibition in 2004 indoors? Thank you Australia and others who supported this motion.

The Bad

The Assembly did not follow the constitution at the start of the meeting and awarded the first world indoor championships in 2004 to Sindelfingen, Germany, despite the USA's "No" votes.

That being said, it's time for us to support Sindelfingen. It will be a great meet, but not as great as if held in New York or any number of our fine six-lane indoor tracks.

The Ugly

Honestly! Torsten Carlus said the real reason New York wasn't awarded the 2004 championships was that WMA Championships will not go to any country that isn't open to ALL athletes. Our terrorist countries list, greater difficulty getting visas, and customs detaining Mr. Carlus on his site visit to New York for 20 minutes and making him take off his shoes didn't help. The world changes rapidly, and 2009 is a long way off.

Amendments

This is a by-laws and regulations year at the convention. Deadline for submissions is Sept. 8. See details on www.usatf.org, or contact me.

You think you've seen it all? USATF has partnered with DartFish to bring our athletes the very best in performance technology.

DartFish

During our 2003 USA National Masters T&F Championships in Eugene, Ore., USATF and DartFish will be offering our masters athletes an opportunity to take advantage of a High Performance Center similar to the one utilized by our Olympic team athletes at the 2000 Olympics in Sydney and the 2003 USATF Outdoor Nationals at Stanford.

DartFish software is an innovative package that provides track & field athletes and coaches a valuable and affordable tool for performance analysis.

We will be shooting video of most events, and offering athletes an opportunity to review and analyze their performances on a computer using DartFish – the newest in visualization software created for sports training. Additionally, all athletes will be able to order CD/DVDs of each event.

Outside of being a commemorative item, these videos will allow each athlete an opportunity to further evaluate and analyze his/her performance.

We will also be offering free DartTrack clinics for those interested in learning how to easily and efficiently review video, compare performances, measure key aspects of motion and share information.

The USATF Master's High Performance Center demonstration area will be located near Registration, Aug. 6-10, at Hayward Field. Look for further information within your registration packet.

If you would like to pre-order a

DartTrack software package, and have the DartTrack staff install and educate you on its application while in Eugene, or order a CD/DVD of your events, go to www.DartTrack.com.

Bring your video cameras and computers for personal assistance from Kristin Dilworth, former member of the U.S. Olympic Committee, Coaching & Sport Sciences, and Performance Technology Dept., on maximizing its application within performance analysis.

Looking forward to seeing you all in Eugene! ☐

(George Mathews can be reached by e-mail at georgem@nwlinc.com.)



JERRY WOJCIK

Top three in the M60 javelin (l to r): John Burns, 3rd (46.85), Gary Stenlund, 1st (58.25), and Gary Reddaway, 2nd (49.27), at the 15th WMA World Championships.

Highlights of World Championships

Continued from page 15

down wins in the 100H (15.43) and both horizontal jumps.

- Alethea Morris, USA, bolted to golds in the 200 (25.36) and the 400H (63.13, 89.5%)

- Ana Valle, MEX, was a double winner in the 5000 and 10K RWs.

W40

- Oneithea Lewis, USA, dominated the throws with wins in the SP, DT, HT (breaking her own WR with a 55.04), and the WP (4934).

- Marie-Luis Heilig Duventaester, GER, was victorious in the 2000SC (7:41.04) on the 13th after winning the 1500 and 5000.

- Marie Kay, AUS, won the 200 and 400 with a sizzling 96.4% 56.18 after winning the heptathlon.

- Leslie Estwick, CAN, jumped well high and low to win the HJ (1.65) and LJ.

- Katharine Cashman, CAN, captured the RW titles.

W45

- Marie Land Mathieu, PUR, brought the Puerto Rican fans to their feet with firsts in the 100 (12.59, 96.0%), 200 (a wind-aided 25.30), and 400 with a WR 99.5% 56.15.

- Carol Finsrud, USA, ruled the throwing circles with firsts in the SP, DT, HT (AR 42.03), and WP (4960).

- A quintet of double winners: Maria de Fernandez, MEX, 800 and 1500; Ilka



SUZY HESS

Valentina Krepkina, UKR, winner of the W35 triple jump (11.73), 15th WMA World Championships.

Carbo, PUR, 5000 and marathon; Ruth Raaflaub, SUI, 80H (12.60, 93.3%) and LJ; Geremias Conceicao, BRA, TJ (10.90, 88.4%) and heptathlon; and racewalker Barbara Nell, RSA, 5000 and 10K, the latter with a first overall 53:33.00.

Continued on page 17



JERRY WOJCIK

Marie-Luis Heilig-Duventaester #619, GER, winner of the W40, 1500 (4:44.71), and Teresita DeJesus, MEX, second (4:50.90), 15th WMA World Championships.

Highlights of World Championships

Continued from page 16

• Puerto Rico cruised to both relay wins.

W50

• Anna Włodarczyk, POL, left for So. Calif. with five gold medals: SH (12.98, 91.5%), HJ, LJ, TJ (11.03, 98.6%), and heptathlon, as she predicted at the salsa fete, Monday evening, the 7th.

• Maureen de St. Croix, CAN, started off with the X-C first, then won the 1500 and 800 with a WR 90.6% 2:20.18.

• Vivien Bonner, GBR, at age 54, held off the youngsters to win the 100 (13.29, 98.8%), and 200 (27.48, 96.7%).

• Canadians out-legged the field with a WR 4:24.09 in the 4x400.

W55

• Phil Raschker, USA, not at 100% physically, still won the 80H (13.48, 92.2%), HJ, PV, TJ (9.81, 93.5%), and heptathlon (6199).

• Ingrid Meier, GER, sailed to a WR in the 200 (27.70, 98.0%) and won the 100 (13.54, 98.9%) and LJ.

• Marg Allison, AUS, hit the finish line first in the 400 (65.60, 95.5%), 800 and 300H (51.71, 93.1%).

• Inge Faldager, DEN, claimed titles in the DT, HT and WP.

• Margaret Auerback, GBR, sped to gold medals in the 1500 (5:33.88, 90.4%) and 5000.

• Heidi Maeder, SUI, topped the RWs.

W60

• Erika Springmann, GER, sprung to a HJ WR 1.39 and won the TJ.

• Marie-Louise Michelsohn, USA, hot-footed to firsts in the 800, 1500 (5:40.95, 95.8%) and 5000.

• Gudrun Fleetwood, SWE, winner of the best named athlete title in the meet, lived up to it with golds in the X-C (35:17.00), 10,000, and 10K RW.

• Double winners: Esther Linnaker, GBR, 100 (14.30, 99.2%) and 200 (30.22, 95.4%); Marianne Maier, AUT, 80H (13.94) and heptathlon (6454); and Karin

Illgen, GER, SP (12.18, 92.5%) and DT. **W65**

• Birgitta Eklund, SWE, tripled in the 1500 (5:59.73), 5000 and 10,000.

• Evaun Williams, GBR, overwhelmed in the SP (11.15, 90.4%), HT, JT (33.24, 90.4%) and WP (5548, the meet's top score).

• Joanne Elliott, USA, toured to two RW titles.

• Double gold-medal winners: Ingeborg Schott, GER, 200 (32.44, 91.6%) and heptathlon (6533, top scorer); Jeanne Daprano, USA, 400 and 800 (2:52.25, 95.4%); Kimiko Nakamura, JPN, PV (2.20) and 2000SC; and Audrey Lary, USA, LJ and TJ (8.41, 98.9%).



SUZY HESS

Marge Allison, AUS, first W55 in the 400 (65.60), 15th WMA World Championships.

W70

• Rosemary Chrimes, GBR, set an outstanding three WRs: HJ (1.26), SP (10.68) and DT (31.29).

• Sara Sandoval, COL, reeled off wins in the 100 (17.65), 200 (37.12) and 400.

• Hideko Koshikawa, JPN, bounded to wins in the 80H (18.25, 90.4%), 2000SC, and TJ (7.55, 90.2%).

• Albertina Zuniga, CHL, was the distance paragon, winning the 10,000, X-C, and marathon.

• June-Marie Provost, CAN, registered wins in both RWs.

W75

• Leonore McDaniels, USA, set WRs for the HJ (1.11) and TJ (6.37), and won the LJ (AR 3.33) and heptathlon.

• Isabel Hofmeyr, RSA, scampered to titles in the 200, 400 and 80H (20.04, 93.5%).

• Shirley Brasher, AUS, won the 1500 and 5000.

• Hilina Bakhoff, EST, mastered the SP, DT and WP.

• USA won both relays.

W80



RUTH ANDERSON

Top three in the W65 300H on the award stand (l to r): Hella Werner, GER, 2nd; Ingeborg Schott, GER (WR 15.01); and Barbara Jordan, USA, 3rd, at Roberto Clemente Stadium, 15th WMA World Championships.

• Nora Kuttin, EST, won all four throws and threw in the WP for good measure, a remarkable performance.

• Louise Adams, USA, small in stature but big in pluck, won the 800, 1500, and 5000, after opening with a gold in the X-C.

• Margaret Hinton, USA, had the stat of the meet, earning an 80.0% age-graded mark for her 0.80 HJ, and wins in the LJ and TJ.

• Maria Abarca, MEX, showed adaptability, winning the 200 and 5000RW.

W85 & W90

• Rosario Iglesias, MEX, delighted the spectators with W90 WRs in the 100 (38.02) and 200 (82.29).

• Modesta Martinez, MEX, took the



JERRY WOJCIK

Isabel Hofmeyr, RSA, winner of the W75 200 (37.27), 15th WMA World Championships.

W85 100 and 200; Mary Haines, USA, did an uncanny double, with wins in the 5000 and JT; and Fan Benno Caris, USA, became world champion in the W85 5000 and 10K racewalks. □

(for complete results, go to www.flashresults.com; or the WMA home page, www.puertorico2003.org)

- Jerry Wojcik



JERRY WOJCIK

Terry Cannon, USA, winner of the M65 pole vault (3.45), 15th WMA World Championships.

52 of 108 Delegates Barred From Voting

Masters Age Lowered to 35 for Men at WMA General Assembly in Puerto Rico

The General Assembly of the biennial 15th World Masters Championships met at the Ritz Carlton on July 10 in Carolina, Puerto Rico, with President Torsten Carlius presiding.

At the request of delegate Ralph Romain, Trinidad and Tobago, Regulation 4(n) in the WMA Constitution was imposed. The regulation states that affiliate delegates must have submitted their credentials to the Council Secretary 30 days before the Assembly meets for the delegates to have voting power. Romain's motion was seconded and supported by the U.S. delegation.

Some affiliates failed to comply with the 30-day time limit. As a result, instead of the usual 100-or-more votes at previous assemblies, of the 108 delegates present, only 52 could vote. Adding the 13 Council Members, votes numbered 65, with two-thirds equaling 44.

After Carlius asked that the objection to the non-registered delegates be withdrawn, supporters of the objection with the assent of Council Secretary Monty Hacker stated that the Council had to abide by the Constitution. With that, Carlius relented and the meeting proceeded. Affiliates who failed to comply included Germany, Italy, France, and Portugal.

To make it easy for vote-counters to distinguish voters from non-voters, delegates with voting power sat in a middle section (B), with non-voters seated either to the left (A) or to the right (C). Spectators sat behind section B.

Translation was provided in Spanish, French, and English. Non-voters were allowed to comment on proposed amendments and items up for discussion.

The most significant vote came early with the adoption (59-2) of the M35-39 group into the masters program. Historically, the word "masters" in international track and field has referred to men age-40-and-up, and women age 35-and-up.

The adoption must be approved by the IAAF, which may happen as early as in late August, when the IAAF meets in Paris at the World Championships. If not, the new age group will compete unofficially at the WMA Indoor and Non-Stadia Championships in 2004.

Results of other amendments and proposals:

1) To allow the Council, instead of the GA, to choose championships. Rejected, 40-21 (40 yes, 21 no; 2/3 needed).

2) To allow Council office nomina-



JERRY WOJCIK

Old Fort San Juan, San Juan, Puerto Rico.

tions only from affiliates, not from the Council. Approved unanimously.

3) To transfer all duties of the Discipline Committee to the Law and Legislation Committee. Approved (48-11).

4) Clarification of site-inspection procedures, amended to require also a check of technical information. Approved unanimously.

5) Substitution of the 10K for the 50K in Non-Stadia Championships. Approved (54-8).

6) To allow an athlete to compete under certain conditions in a lower age group in team-scoring events. Amended to two athletes and approved (48-11).

7) Elimination of term limits for Council Members. Rejected (20-39).

8) Posting of Council minutes on the WMA Web site. Approved after an amendment to post a condensed version.

9) Posting of quarterly financial statements on the WMA Web site. Accepted.

10) The amendment to the Constitution to ban Council Members from holding office while receiving compensation for engaging in other masters activities was withdrawn by the U.S.

11) To require the GA to determine changes to sanction fees. Rejected (5-50).

12) To require the WMA, not the LOC, to determine entry fees. Withdrawn.

13) Changes to W50 and W60 implements. Rejected.

14) The proposal stating that WMA should demand that the quadrennial World Masters Games - staged by the IMAA - should change to even-numbered years and pay a \$100,000 sanction fee to WMA was much discussed. After injecting the proposition with the concept of negotiation rather than making demands, it was unanimously approved.

15) To refuse to adopt the new IAAF false start rule. Approved.

16) To adopt the weight throw as an

individual event, both indoor and outdoor, beginning in 2005. Approved.

17) To re-evaluate the events in the men's and women's outdoor pentathlon. Approved.

18) To support a trial to test the viability of electronic (e-mail) registration for championships to be conducted by the 2004 Non-Stadia Championships in New Zealand. Approved.

19) To require only one competition number in throwing events. Approved.

In other developments, after much discussion, the GA approved (51-5) the holding of a WMA World Indoor Championships in each even-numbered year, and proceeded to award it (44-6) to Sindelfingen, Germany, for March 10-14, 2004.

The Sindelfingen facility, the Glasplast, has a four-lane track. An unofficial outdoor winter throwing meet and cross-country will be added to the schedule. Delegates at the 2004 Championships will decide on the site for the 2006 Championships.

The GA approved Vancouver, B.C., Canada, for the 2006 Non-Stadia Championships, to be held May 8-14. Riccione, Italy, was approved for the 2007 Stadia Championships. Riccione is a resort city of 30,000 on the Adriatic Sea in Northern Italy. Both awardees were the only bidders.

In his opening remarks, Carlius addressed the need for WMA to raise its image in the world. Later in the meeting, in response to a question about sponsorship, he said that he had made contact with an unnamed company that may provide funding for WMA.

On the problem of doping, it appears that masters caught doping will be dealt with through their affiliates, who report to the WMA, which reports to the IAAF.

The WMA Council proposal that Jacques Serruys, Belgium, Jim Blair, New Zealand, and Bridget Cushen, Great Britain, be appointed WMA Honorary Life Members for their long

Continued on page 19

USA MASTERS UNIFORMS & CLOTHING FROM 1996 OLYMPICS OVERSTOCK

The uniforms for masters athletes have been expanded to include an updated version. USATF has helped with the project by releasing the overstock from the 1996 Olympic Games in Atlanta. The uniforms are available from *National Masters News*.

Available uniform items include warm-ups, rain suits, stretch shorts ("half-tights"), T-shirts, polo shirts, and more. Unfortunately, not all sizes are available in every style.

All items will be sold on a first-come, first-served basis.

"Airborne" Jogbra \$15
Runs very small. Sizes available: XL, XXL, XXXL

Half-Tights/Bike Shorts \$15
Runs a bit small. Sizes available: Unisex M, XL, XXL, XXXL

Women's Briefs \$5
Sizes available: L, XL

Unisex Tights \$20
Sizes run small. Sizes available: Unisex: S, M, XL, XXXL

Women's Suspender Tights \$10
Navy stretch lycra. Sizes available: Women's: L, XL

Men's Suspender Tights \$10
Navy Stretch Lycra. Sizes available: Men's: S, L, XL, XXL, XXXL

Rain Suit \$50
Top and pants of lightweight nylon, fleece-lined collar, and removable hood. White with navy. Sizes available: Unisex S, M, L

Dress "Medal" Sweats \$50
Top and pants, heavy polyester knit. White with navy trim. Sizes available: Unisex S, M, L, XL, XXL

Polo Shirt \$15 or 2/\$25
White with navy trim, embroidered flag logo. Sizes available: Unisex: S, M, L

T-Shirt \$10 or 3/\$25
Heavy duty white cotton. Sizes available: Unisex S, M, L

Cotton Knit Shorts \$10
Heavy, roomy. Sizes available: Women's & Men's: S, M, L, XL

Order Form

Fill out the form completely, and mail it with your check payable to *National Masters News* to:

National Masters News
Uniforms
P.O. Box 50098
Eugene, OR 97405

(Form also available online at www.nationalmastersnews.com)

Name _____
Address _____
City _____ State _____ Zip Code _____
Email _____ Phone (for size problems) _____

Item _____	Size: MW _____	How Many? _____	Total \$ _____
Item _____	Size: MW _____	How Many? _____	Total \$ _____
Item _____	Size: MW _____	How Many? _____	Total \$ _____
Item _____	Size: MW _____	How Many? _____	Total \$ _____
Item _____	Size: MW _____	How Many? _____	Total \$ _____

Shipping/Handling Fees:

One item = \$8.00 Two items = \$10.00 Three items = \$15.00 Subtotal \$ _____
Shipping \$ _____
Total \$ _____

Races and Seminars Added to Schedule

New Zealand to Host 2004 WMA Non-Stadia Championships

By PETER FENEMOR

Remember those heady years of the 1960s through to the 1980s when New Zealand middle distance and distance runners dominated the international racing scene?

Kiwis like Peter Snell, John Davies, Murray Halberg, Bill Bailee, Barry Magee, John Walker, Dick Quax, Rod Dixon, Allison Roe, Lorraine Moller, and Anne Audain, to name a few, were all athletes who dominated international athletics from the half-mile to the marathon during this period. Then add to the mix of these icon athletes the name of the doyen of all coaches in Arthur Lydiard.

How would you like the opportunity of meeting, listening and talking to many of these legends of athletics over a week? The opportunity for you to do so presents itself during the WMA Non-Stadia World Championships, Auckland, New Zealand, April 18-24, 2004.

A series of seminars (a small charge applies) will be conducted by a number of these past champions as part of an exciting championships program that has been developed by the 2004 organizing committee.

The WMA 2004 Non-Stadia Championships present masters athletes with a wide variety and choice of events. Additional events have been included in an expanded program. These include more road racewalk options, the continuation of the highly popular and entertaining team cross-country relay (contested for the first time in Riccione,

Italy, last year), along with the introduction of an Ekiden relay.

The traditional 10K and half-marathon remain, while for the first time ever a full marathon, carrying world championship status, will be conducted in conjunction with the hugely popular and successful Rotorua Marathon on May 1.

Throw in all the additional tourist activities that New Zealand is world famous for, plus the very favorable currency exchange rates for international visitors, and suddenly masters athletes have been presented with an irresistible package to contest in a world championships event.

You may wish to enter on line – another first ever for a WMA event by the 2004 OC.

Check out all the details on the championships Web site – www.wma2004.org. □

TEN YEARS AGO August 1993

- National Senior Sports Classic Draws 7500 to Baton Rouge
- David Moorcroft Sets World Masters Outdoor Mile Mark of 4:02.53
- Doug Kurtis (41, 67:16) and Nancy Grayson (43, 82:27) Win USA Half-Marathon Crowns

WMA General Assembly

Continued from page 18

and outstanding service to the masters movement was wholeheartedly approved by the GA delegates.

NCCWMA Meeting

The North and Central American and Caribbean WMA Region Assembly met on Monday, the 7th, at the Ritz Carlton.

After acceptance of the minutes from the meeting at the 2002 NCCWMA Championships in Leon, Mexico, and executive reports, Brian Oxley, NCCWMA delegate, reported on the Leon Meet, and proposed that inspection of future championships sites should be made well before the first day of the meet. The proposal was approved by the Assembly.

Entries in Leon numbered 457 men and 241 women, the second largest ever. The 2004 Championships are scheduled for Aug. 27-29, in Dorado, Puerto Rico.

The Assembly approved a proposal that Oxley investigate the possibility of a Pan-American Championships in Argentina, Antigua, or Guatemala.

A motion to table the site selection for the 2006 NCCWMA Championships until Dorado in 2004 by George Mathews, USA, was approved by a vote of 22 to 1. Another motion by Mathews to award the 2008 NCCWMA Championships in 2005 at San Sebastian, Spain, was also approved.

The meeting ended with discussion on the lack of translation for the Spanish-speaking delegates. A proposal by Marilyn Mitchell, USA, that the Assembly provide \$1000 for Spanish translation for the 2004 Championships in Dorado was approved, Mitchell to raise an additional \$1000.

– Jerry Wojcik

WMA/USATF Hurdles and Implements Specifications

HURDLES

WOMEN

Age Group	Race Distance	Hurdle Height	To 1st Hurdle	Between Hurdles	To Finish	No. of Hurdles
30-39	100m	.840m 33"	13.00m 42'8 1/2"	8.5m 27'10 1/2"	10.5m 34'5"	10
40-49	80m	.762m 30"	12.00m 39'4"	8.0m 26'3"	12.00m 39'4"	8
50-59	80m	.762m 30"	12.00m 39'4"	7.0m 22'11 1/2"	19.00m 62'4"	8
60+	80m	.686m 27"	12.00m 39'4"	7.0m 22'11 1/2"	19.00m 62'4"	8
30-39	400m	.762m 30"	45.00m 147'7 1/2"	35.00m 114'9 1/2"	40.00m 131'2 1/2"	10
40-49	400m	.762m 30"	45.00m 147'7 1/2"	35.00m 114'9 1/2"	40.00m 131'2 1/2"	10
50-59	300m	.762m 30"	50.00m 164'0 1/2"	35.00m 114'9 1/2"	40.00m 131'2 1/2"	7
60+	300m	.686m 27"	50.00m 164'0 1/2"	35.00m 114'9 1/2"	40.00m 131'2 1/2"	7

MEN

30-39	110m	.991m 39"	13.72m 45'	9.14m 30'	14.02m 46'	10
40-49	110m	.991m 39"	13.72m 45'	9.14m 30'	14.02m 46'	10
50-59	100m	.914m 36"	13.00m 42'8"	8.50m 27'10 1/2"	10.50m 34'5"	10
60-69	100m	.840m 33"	16.00m 52'6"	8.00m 26'3"	12.00m 39'4"	10
70-79	80m	.762m 30"	12.00m 39'4"	7.0m 22'11 1/2"	19.0m 62'4"	8
80+	80m	.686m 27"	12.00m 39'4"	7.0m 22'11 1/2"	19.0m 62'4"	8
30-49	400m	.914m 36"	45.00m 147'7 1/2"	35.00m 114'9 1/2"	40.00m 131'2 1/2"	10
50-59	400m	.840m 33"	45.00m 147'7 1/2"	35.00m 114'9 1/2"	40.00m 131'2 1/2"	10
60-69	300m	.762m 30"	50.00m 164'0 1/2"	35.00m 114'9 1/2"	40.00m 131'2 1/2"	7
70+	300m	.686m 27"	50.00m 164'0 1/2"	35.00m 114'9 1/2"	40.00m 131'2 1/2"	7

IMPLEMENTS

AGE GROUP	SHOT PUT	DISCUS	HAMMER	JAVELIN	WEIGHT	SUPER WEIGHT
						USATF
Women						
30-49	4.00k	1.00k	4.00k	600 gms.	20#	35#
50-59	3.00k	1.00k	3.00k	500 gms.	16#	25#
60+	3.00k	1.00k	3.00k	400 gms.	12#	25#
Men						
30-49	7.26k (16 lbs.)	2.00k	7.26k (16 lbs.)	800 gms.	35#	56#
50-59	6.00k	1.50k	6.00k	700 gms.	25#	56#
60-69	5.00k	1.00k	5.00k	600 gms.	20#	56#
70-79	4.00k	1.00k	4.00k	500 gms.	16#	35#
80+	4.00k	1.00k	4.00k	400 gms.	12#	35#

Steeplechase: men 30-59: 3000m/36" (.914m); men 60+ and women: 2000m/30" (.762m)

WMA weights are used for USATF weight pentathlons.

Note: The 55m and 60m indoor hurdle races use the same heights, distance to first hurdle, and distance between hurdles as the outdoor hurdle races for the respective age groups.

For all age-groups indoors, 5 hurdles are run.

PRESIDENT:

Torsten Carlius
Smalandsgatan 25
S-25276 Helsingborg, Sweden
46-42-180-745 (h)
46-42-208-110 (o)

EXECUTIVE

VICE PRESIDENT:

Tom Jordan
P.O. Box 10825
Eugene OR 97440 USA
Phone: 1-541-687-1989
Fax: 1-541-687-1016

VICE-PRESIDENT:

(Stadia)
Rex Harvey
6744 Connecticut Colony Cir.
Mentor, OH 44060
(440) 255-0751 (H)
(440) 954-8122 (W)
(440) 954-8111 (Fax)
rexjh@aol.com

VICE-PRESIDENT:

(Non-Stadia)
Ron Bell
25 Llwyn Menlli, Ruthin
Denbighshire LL15 1RG
Great Britain
Phone/Fax: 44-1-824-705250
e-mail: wava@enterprise.net

SECRETARY:

Monty Hacker
Unit 1, The Terrace in Dunkeld
26 North Road, Dunkeld West
Johannesburg, Rep. South Africa
Phone: 27-11-447-7522 (h)
27-11-483-3313 (o)
Fax: 27-11-483-3392



TREASURER:

Peppo Galfetti
Bahnhofstrasse 1
CH 8956 Killwangen
Switzerland
Phone: 41-56-401-2311
Fax: 41-56-401-2319

WOMEN'S REPRESENTATIVE

Marina Hoernecke-Gil
Les Oblades 3
La Mont Goda
E-17310 Loret de Mar
Spain
Phone or fax: 0034972-365457
E-mail: MARHOER@putput.es

IAAF REPRESENTATIVE:

Cesar Moreno Bravo
Camino a la Piedra del
Comal No. 24 Col. Tepepan
16020 Xochimilco, D.F, Mexico
Fax: 52-5-653-3159

DELEGATE OF: AFRICA

Hannes Booysen
P.O. Box 5180
1403 Delmenville
South Africa
Fax: 27-11-827-7590

SOUTH AMERICA

Jose Figueras
Rincon 682 Of. 18
11000 Montevideo, Uruguay
Phone: 598-2 308 17 68
Fax: 598-2 916 34 23
e-mail: josefigueras@yahoo.com

ASIA

Hari Chandra
185D Rivervale Crescent-#04-149
Singapore 544 185
Phone: 65-881-4684
Fax: 65-244-1454

EUROPE

Jacques Serruys
Kammakersstraat 37
B-8000 Brugge, Belgium
Phone: 32-50-341-781
Fax: 32-50-334-325
E-mail: evaa.serruys@skynet.be

OCEANIA

Stan Perkins
106 Silkwood St.
Algerster, Queensland
Australia
Phone: 61-7-5563-7523 (h)
Fax: 61-7-5564-9733
E-mail: stan@mastersgames.com.au

NORTH AMERICA

Brian Oxley
259 McDougall Road
Parry Sound, Ontario
Canada P2A 2W7
brianoxley@sympatico.ca
Phone: 705-746-4942
Fax: 705-746-9748

WMA web site: <http://www.world-masters-athletics.org>

Masters Scene

NATIONAL

• The USA Open Championships, Stanford U., June 21, featured two Masters Invitational Events, a men's 200 and women's 800. Running into a -1.4mps wind, **Kettrell Berry**, a new M40 of the Southern Calif. TC, won in a field of nine with a 22.57. **Rawle Chrichlow**, 40, Feel the Heat TC, was second (23.00). **Martin Krulee**, the oldest entry at age 46, ran a 24.26. In the 800, **Mary MaCauley**, 41, Oregon TC Masters, took a five-second win with a 2:29.61 over **Mimi Ney** (2:34.60). **Sharlet Gilbert**, 52, ran a 2:47.27. The events were part of the Masters Invitational Program, directed by **Mark Cleary**.

EAST

• **Craig Fram**, M40, was hard to catch at the 43rd Mount Washington Road Race on June 21 in Pinkham Notch, Gorham, NH. His blistering pace gave him first master with a 1:03:27. **Suzu West** (1:20:18), W40, was the first masters woman, while **Vicki Miller**, W50, in her division clocked in at 1:42:50.

• At the 32nd Annual Vestal XX 20K Road Race in Vestal, NY, on June 15, **Suzu Myette**, 45, finished first woman overall with a speedy 1:27:06. **Paul Leonard**, M40, cooked to a 1:12:38, winning the M40+. **Barbara Morrissey**, W50, also took her division with a 1:46:14. And an honorable mention to **Ron Jess**, who outlegged the M70 field with a scorching 1:45:59.

• **John Del Maestro**, 48, Woodbury, NY, 36:07, and **Barbara Gubbins**, 43, Southampton, NY, 40:39, hastened to masters titles in the 24th annual Shelter Island 10K, Shelter Island, NY, June 14. **Marie Wickham**, 48, NYC, was second W40+ (42:52). **Donald Davis**, 66, Port Chester, NY, won the M65 race in 47:03.

• **Bob Matteson**, 87, ran a 10:21 in the Colonie Mile, Albany, NY, July 8. The present M85 U.S. record is a 20-year-old 12:23.6 by **Herb Kirk**.

• **Jackson Kipngok**, M40, 29:59, and **Velda Balmer**, W40, 38:56, steamed to masters wins, Asbury Park 10K, Asbury Park, NJ, June 28. **Rich Hause** won the M70 race in 47:24. **Dorothy Little** took the W60 contest in 49:49.

• With her win at the 3.7 mile Mt. Ascutney "Run to the Summit," June 28, **Suzu West**, 40, Putney, VT, secured the women's series title at the 2003 USATF New England Mountain Circuit. Five hill races comprise the event.

SOUTHEAST

• **Robert Leaf**, 43, 17:15, and **Lisa Dorfman**, 42, 20:21, breezed to masters firsts,

Freedom 5K, Quiet Waters Park, FL, June 28. **Al Swenson**, 56, zipped to a third-place M40+ (17:54). **Robert Hendrick**, 60, was top Senior Grand Master (19:56).

• **James Bates**, 47, Hampton, VA, 17:20, and **Valerie Plyler**, 43, Newport News, VA, 20:20, blasted off masters firsts, Yorktown Freedom 5K, Yorktown, VA, July 4. Top Seniors (50+) were **Rick Platt**, 52, Williamsburg, VA, 17:46, and **Carol Rudsill Brantley**, 51, Williamsburg, 23:38. **Tom Ray**, 70, **Kitty Hawk**, NC, won the M70+ contest in 21:44.

MIDWEST

• **Joseph Caruso**, M45, was first M40+ at the 2003 Dexter-Ann Arbor Run, June 1, in Ann Arbor, MI, scoring a 1:19:37. **Cynthia Barnett**, W40, held back all masters challengers for first with a 1:29:56. **Gary Wolfram**, M50, couldn't be caught with his 1:18:46. Our congratulations to **Maggie Zidar**, for taking the W50+, nailing down a 1:42:00.

• **Todd Kelly**, 42, Troy, MI, 37:03, and **Marcy Kossak**, 44, Huntington Woods, MI, first woman overall in 42:52, raced to masters firsts, Ferndale Foot Frolic 10K, Ferndale, MI, May 18. **John Tarkowski**, 50, Garden City, MI, 37:15, and **Donna Olson**, 53, Bloomfield Hills, MI, were second masters.

• **Dave Ashford**, 40, broke the M40 AR for the 110H with a 14.21 in the Oak Forest Sprint, Mid-Distance, & Throws Challenge, Oak Forest, IL, June 29. The present record is held by **Stan Druckrey** at 14.24 in 1989. **Tim Graf**, 46, winner of the four-event Sprint Challenge, recorded a 94.1% 11.35 in the 100. **Dave Bradley**, 47, scored an 89.3% 2:07.65 800 in the three-event Mid-Distance Challenge.

• **Don DeNoon**, 60, set a U.S. record at the USATF National Masters 15K Racewalk Championships, June 1, Evansville, IN. His 1:19:44 surpassed the 1:21:16 set by **Max Green** in 1995.

MID-AMERICA

• The Steamboat Marathon, Steamboat Springs, CO, June 1, gave **Steve Krebs** a first M40+, racing to a 2:56:49. **Betsy Kalmeyer** coasted to a 3:24:16, claiming first W40+. **Ed O'Connell**, M60, took his division, etching out a 3:52:07. A spectacular performance from **Diane Ridgeway**, 54, gave her a swift 3:34:02 to clinch her M50 age bracket.

• The Hospital Hill 5K Run, Kansas City, MO, June 7, proved to be pay dirt for **Mary Grene**, 40, who scorched a 19:28 to finish first woman overall. **Thomas Fitzpatrick**, M40, took first for the masters men with an 18:06. In the 12K

Annette Pierce was first W40+ with a 50:02. First M40+ was **Thomas Snodell**, hotfooting a 42:14. Hospital Hill also hosted a half-marathon where **Mark Curp**, M45, claimed first master overall, racing to a steady 1:13:36. **Deborah Torneden**, 42, finished first overall with a 1:23:21. Proving that youth isn't just for the young, **Trudy Hepstad**, 72, cruised to a 3:11:59.

SOUTHWEST

• **Pete Orban**, 47, Claremore, OK, whizzed to a second-overall 16:18 in the Full Moon Kidney Klassic, Tulsa, May 30. **Steve Riley**, 49, Lawrence, KS, was eighth overall (17:24). **Sherri Duke**, 40, Tulsa, turned in a third-woman 19:09. **Donna Spencer**, 51, Tulsa, led all W50+, with a 22:51.

WEST

• **Lloyd Stephenson**, M45, 25:28, glided to an overall masters finish at the Shriner's Challenge 8K, Sacramento, CA, June 17. **Carolynn Keller**, W40, completed the course with a 30:37, finishing first for the masters women.

• At the State Street Mile, Santa Barbara, CA, June 15, **Joyce Brisby**, W40, rushed to a 5:15, finishing as the first masters woman. **Willy Rossow** won the M40 race (4:41).

• **Bert Morrow's** hurdle performance over the 80H (23.9) in the So. Calif. Striders Meet, Long Beach, CA, May 10, is believed to be the first ever in the world by anyone over 90. Unfortunately, no hand times recorded after May 1, 1994, for races of 400 or less are considered for five-year age-group records.

• First M40+, **Terry Alcana**, M50, finished with the leaders with an 18:45 in the Keep LA Running 10K, El Segundo, CA, July 13. **Frank Greene** won the M65 division in 23:47. **Yoko Eichel**, W55, was first W40+ (23:38). **Yaeko Basic** took the W65 title (34:57). In the 5K, **Robert Franks**, M40, 38:02, and **Rosalva Bonilla**, W40, 39:44, won masters honors.

• **Steve Schuman**, M40, 35:00, and **Marie Murphy**, W40, 39:08, breezed to masters firsts, Brentwood 10K, Los Angeles, May 25. **Bob Koch**, 76, won the M75+ contest in 51:29. **Cynthia Ford** took the W55 race in 49:08. **Tyrus Deminter**, 39, won overall (32:45). **Chris Hands**, M40, 17:01, and **Helen Cox**, W45, 19:56, were masters winners in the 5K. **Wendy Scheinkopf** was top W55 (20:02).

• Sprinters were blazing at the Chuck McMahon Memorial Meet/USATF San Diego/Imperial Association Championships, Poway, CA, June 28. The top trio in the M65 50m comprised **Harold Tolson**, 6.97 (99.8% AG); **Roger Tsuda**, 7.37 (96.2% AG); and **Delos Eyer**, 7.71 (94.4% AG). The women's 50m and 100 starred **Kathy Bergen**, W65, with a 7.65 (99.2% AG) and 14.63 (97.8% AG), respectively.

• **Pam Reed**, 42, won the 135-mile Badwater Ultra Marathon overall, July 23. Ending the brutal footrace on the 8000-foot-high eastern flank of Mt. Whitney near Lone Pine, CA, Reed clocked in at 28 hours, 26 minutes, 52 seconds - about 24 minutes ahead of **Dean Karnazes**, 40, and 71 other runners. It was Reed's second straight win in one of the most extreme events in the world of ultra sports. The race started 282 feet below sea level at Badwater, CA, a salty pond at the center of Death Valley where the temperature was 135 degrees. The distance of the race was the equivalent of six marathons.

NORTHWEST

• **Diane Palmason** broke **Carolyn Capetta's** W65 WR of 71.45 for the 400 with a 69.24 in the Langley Pacific Invitational Meet, Langley, B.C., June 15. Said Palmason on July 1, "The 400 was a higher age-graded performance than my mile at the Hayward Classic a week later, which indicated to me that I have some work to do in my speed endurance. I'm doing that training now and hope to reap the benefits of it in Eugene in August."

• **Becky Sisley**, out-going NW Regional



JERRY WOJCIK

Todd Kelly, first M40 (37:03), Ferndale 10K, Ferndale, Mich., May 18.

Coordinator, reports that 80 regional meet records were broken or newly set at this year's championships held in conjunction with the Hayward Classic. The records were divided among running (33), racewalk (7), jumps (14), throws (25), and 1 relay event. **Mary Libal**, W50, swept the sprints, all with new records. Two new 60-year-old throwers shone: **Tom Gage** set records in all five of his events (the hammer and weight establishing new U.S. marks), while **Georgia Cutler** broke records in five of her six throwing events. **Monica Kendall**, W45, in her first masters only meet, broke U.S. records in both the javelin and shot. **William Platts**, M75, scored a "trifecta" with records in the 100, LJ, and javelin.

• **Patricia "Trish" Porter**, 40, increased her pending W40 WR of 1.73 in the HJ in June to 1.74 in the New Mexico Association Championships, Albuquerque, July 6.

INTERNATIONAL

• **Peter Blank** (GER) lengthened the M40 javelin WR with a third-place 84.08/275-10 in the German Championships in Ulm, June 29, and will compete at the IAAF World Championships in August in Paris. **Jorma Markus** (FIN) set the present record of 78.84 in 1994.



Ingrid Miller, 61, shot put gold medalist (11.81), and Ingrid Mancini, 59, 8.61, 2003 National Senior Games.

For the latest in top-level track & field

TRACK & FIELD

The bible of the sport, published monthly since 1952. \$43.95 yr.

TRACK PERIODICALS • TRACK BOOKS • VIDEOS
TOURS TO THE OLYMPICS, TRIALS, WORLDS
www.trackandfieldnews.com

Track & Field News, 2570 El Camino Real, Suite 606
Mountain View, CA 94040 • 650/948-8188 • 650/948-9445 fax

Schedule

USA track and field events feature competition for men and women over age 30 unless otherwise noted. Senior Games are usually limited to age 50 and over. Long distance events generally are open to all age groups with the exception of national masters championships, which may be limited to men and women over age 40. International T&F meets are usually limited to men over 40 and women over 35. Entry blanks for national and regional championships will generally be printed in the newspaper 30-60 days prior to the event. Please send any additions or corrections to NMN, P.O. Box 50098, Eugene OR 97405.

TRACK & FIELD

NATIONAL

August 7-10. 36th Annual USATF National Masters Championships, Hayward Field, Eugene, Ore. Northwest Event Management, PO Box 10825, Eugene, OR 97440. 541-687-1989; fax: 687-1016; email: nem@nwevent.com; Web site: www.eugenechamps.com

August 7-10. State Games of America, Hartford, Conn. www.stategames.org
August 23-24. USATF National Masters Weight Pentathlon Championships, Colorado State U., Fort Collins. Jerry Bookin-Weiner, 1920 Navajo Dr., Fort Collins, CO 80525. 970-482-0616. jbbw@lamar.colostate.edu

September 6. USATF National Masters Weight & Superweight Championships, West Seattle Stadium. Ken Weinbel, 4103 Hillcrest Ave. SW, Seattle, WA 98116. 206-932-3923; kweinbel@attbi.com

EAST

Connecticut, Delaware, Massachusetts, Maryland, Maine, New Hampshire, New Jersey, New York, No. Virginia, Pennsylvania, Rhode Island, Vermont

August 5, 12. Colonie Recreation Department Meets, Colonie HS, Albany, N.Y. 6:15 pm. 518-783-2760.

August 7. Hudson-Mohawk RRC Pentathlon, Shaker HS, Albany, N.Y. 5000/800/3200/400/1600. Ken Skinner, 518-489-5311(e); kennyskin@earthlink.net

August 9, 23. PVTC Meets, Langley HS, McLean, Va. 8:30 am. 703-671-2520.

August 10. Granite State Senior Games, Manchester, N.H. 50+. 603-622-9041; www.nhseniorgames.org

FIVE YEARS AGO August 1998

- Five World Records Set by 289 Athletes in Hayward Classic, Eugene, Ore.
- Andrey Kuznetsov (40, 2:14:14) and Bev Docherty (40, 2:46:02) First Masters in Grandma's Marathon
- Jackson, Gaynor, and Stuart Break Records in Trojan Meet, Los Angeles

August 16-17. International Implements Challenge, Dartmouth College, Hanover, NH. Carl Wallin, 58 Stoney Brook Rd., Lebanon, NH 03766; www.lancertiming.com

August 30-31. Potomac Valley Games Meet, T.C. Williams HS, Alexandria, Va. 8:30 am. 703-671-2520.

September 21. Fall Throwers Classic, U. of Delaware, Newark. Larry Pratt, discoach@aol.com

October 26. Philadelphia Masters All-Comers Runners Pentathlon (3000/800/200/1500/400) & Weight Triathlon (SP/JT/DT). Germantown Acad., Ft. Washington, Pa. Runners: Kyle Mecklenborg, 215-393-1382; krmeck@erols.com; weights: Ray Feick, 610-754-6007; rfeick@aol.com

MID-AMERICA

Colorado, Iowa, Kansas, Minnesota, Missouri, N. Dakota, Nebraska, S. Dakota

August 23. Halstead Masters & Open Mini Meet, Halstead HS, Kansas. 4:00 pm. Bob Everoski, Halstead Recr. Commission, 316-835-3366, 835-2286.

August 30-31. Rocky Mountain Masters Games, Colorado St. U., Ft. Collins. Jim Weed, 1166 Eagle Rd., Broomfield, CO 80020. 303-469-5607. Jerry Donley, 719-635-1264; rockyntnmastersgames@msn.com

September 25-28. Kansas Senior Olympics, Topeka. KS Sr. Olympics, 1534 SW Clay, Topeka, KS 66604. 785-368-3798.

SOUTHWEST

Arkansas, Louisiana, Mississippi, Oklahoma, Texas

August 16. West Texas Senior Games, Lubbock. 877-747-7572; nancyswallow@lubbocksports.org

September 20. Lions Waterloo Meet/USATF Southwest Regional Masters Championships, Austin, Texas. 512-345-9573; www.waterlootrackandfield.org; Lester Mount, 214-766-2854.

WEST

Arizona, California, Hawaii, Nevada, New Mexico

August 1-3. PanPac Masters Games, Sacramento, Calif. PanPacific Masters Games, PO Box 19278, Sacramento, CA 95819. www.panpacmastersgames.com; 916-566-6560.

September 12-21. San Diego Senior Olympics. Susan Loveall, executive director, 619-226-1324; fax: 226-1304.

October 4. 30th annual Club West Meet, UC-Santa Barbara, Calif. Gordon McClenathen, 805-964-3005.

October 5-6. Nevada Senior Olympics, Las Vegas, NV. 702-242-1590; e-mail: srgames1@juno.com; www.nevadaseniorgames.com

October 6-8. Huntsman Senior Games, St. George, Utah, (60 miles north of Las Vegas). 800-562-1268; www.seniorgames.net; hws@infowest.com

October 19. Self-Transcendence Masters Games, Long Beach St. U., Calif. 40+. Bigalita Egger, 310-645-0271.

November 1. 6th Great Punkin Throws Meet, Nevada Union HS, Grass Valley, Calif. WP/All throws. Richard Hotchkiss, ashglaze42@hotmail.com

NORTHWEST

Alaska, Idaho, Montana, Oregon, Utah, Washington, Wyoming

August 6, 13. Club NW All-Comers Meets, Edmonds Stadium, Edmonds, Wash. 7 pm. 206-729-9972.

October 6-8. Huntsman Senior Games, St. George, Utah. 800-562-1268; www.seniorgames.net; hws@infowest.com

CANADA

August 16-17. Canadian National Masters Championships, Richmond, B.C. douglas.j.smith@sympatico.ca

INTERNATIONAL

August 1-3. Pan Pacific Masters Games, Sacramento, Calif. www.panpacmastersgames.com. 916-566-6560.

September 13-14. BMAF Decathlon & Heptathlon Championships, Woodburn Road, Sheffield, U.K. www.bvaf.org.uk

March 10-14, 2004. 1st World Masters Athletics Indoor Championships, Sindelfingen, Germany. Plus World Throwing Challenge & Cross-Country. www.leichathletik.de; www.sindelfingen2004.de

July 6-16, 2005. 16th World Masters Athletics Championships, San Sebastian, Spain. www.wma-2005.com

LONG DISTANCE RUNNING

NATIONAL

August 2. USATF National Masters Championships/White River 50 Mile Trail Race, Crystal Mountain, Wash. Scott McCoubrey, FootZone Capitol Hill, Seattle Running Co., Seattle, WA. 206-325-4800.

August 23. USATF National Masters Championships/Golden Gate Headlands 50K Trail Run, Sausalito, Calif. Peter Franks, PO Box 26052, San Francisco, CA 94126. 415-381-4363(e); 667-4257(d).

September 13. USATF National Masters Championships/Olander Park 100 Mile Run, Sylvania, Ohio. Tom Falvey, 5835 Hideaway Ln., Sylvania, OH 43560. 419-885-7399.

September 28. USATF National Masters Championships/Heritage Oaks Bank 10K, Paso Robles, Calif. Mitch Massey, 1135 Santa Rosa St., San Luis Obispo, CA 93401. 805-544-7200, x105; fax: 546-2750; mmassey@heritageoaksbank.com

ON TAP FOR AUGUST

TRACK AND FIELD

After the PanPac Masters Games, Sacramento, Calif., on the 1st-3rd, everybody can head north for the 36th annual USATF National Masters Championships, Eugene, Ore., on the 7th-10th. Throwers will go west for the National Masters Weight Pentathlon Championships, Ft. Collins, on the 23rd-24th, or east for the International Implements Challenge, Dartmouth College, on the 16th-17th. The Potomac Valley Games, Alexandria, Va., and Rocky Mountain Masters Games, Ft. Collins, wrap up the month on the 30th-31st.

LONG DISTANCE RUNNING

Runners go long in the National Masters 50 Mile Trail Championships, Crystal Mountain, Wash., on the 2nd, and Masters 50K Trail Championships, Sausalito, Calif., on the 23rd. Other options include the Beach to Beacon 10K, Cape Elizabeth, Me., on the 2nd; Samurai 5K, Los Angeles, on the 10th; Parkersburg, W.Va., Half-Marathon, on the 16th; Pikes Peak Marathon, Manitou Springs, Colo., on the 17th; Maggie Valley, N.C., Moonlight 8K, and Crim 10 Mile, Flint, Mich., on the 23rd; and Pier to Peak Half-Marathon, Santa Barbara, on the 31st.

RACEWALKING

National champions will be crowned in the 5000 track and 10K road in Eugene.

Before and after, the USATF MAC and Indiana 3K Championships take place in NYC on the 3rd, and in Indianapolis on the 17th. □

October 5. USATF National Masters Championships/Twin Cities Marathon, Minneapolis, Minn. 612-925-3500; www.twincitiesmarathon.org

October 11. USATF National Masters Championships/Akron Marathon Relay, Akron, Ohio. Jim Barnett, 330-657-2224; 877-375-2786; www.akronmarathon.org

November 2. USATF National Masters Cross-Country Championships, Rochester, N.Y. Peter Glavin, 160 Laney Rd., Rochester, NY 14620. 716-242-9031; www.gvh.net

November 8. USATF National Masters Championships/San Diego 1-Day. 24-Hour Run, San Diego, Calif. John Metz, 1419 S. Pacific St., Oceanside, CA 92058. 760-967-8348.

November 23. USATF National Masters 5K Cross-Country Championships, Holmdel, N.J. Madeline Bost, PO Box 10120, New Brunswick, NJ 08906. 732-296-0006; www.usatf.org/assoc/nj

Continued from page 21

December 7. USATF National Masters 10K Cross-Country Championships, Greensboro, N.C.

EAST

Connecticut, Delaware, Massachusetts, Maryland, Maine, New Hampshire, New Jersey, New York, No. Virginia, Pennsylvania, Rhode Island, Vermont

August 2. Beach to Beacon 10K, Cape Elizabeth, Me. 5000 limit. 888-480-6940; www.Beach2Beacon.org

August 5. JP Morgan Chase Corporate Challenge 3.5 Mile, Syracuse, N.Y. 315-446-6285; www.jporganchasecc.com

August 10. DCRRRC Women's Distance Festival, Washington, D.C. 703-351-9059; dcroadrunners.org

August 10. SBLI Falmouth 7.05 Mile, Falmouth, Mass. Closed for 2003. www.falmouthroadrace.com

August 14. CIGNA HealthCare Corporate 5K, Manchester, N.H. 800-531-4584, x7630; www.coolrunning.com

August 24. Women Running Wild 5K, Cape Cod, Mass. 508-771-4590.

August 24. Annapolis 10 Mile, Annapolis, Md. 410-268-1165; annapolisstriders.org

August 24. NYRR NYC Marathon Tune-Up 18 Mile, Central Park. See Aug. 16.


August 30. Saturday in the Park Women's 5K, Holmdel, N.J. 732-542-6090; saturdayinthepark5k.org

August 30. NYRR NYC Run to Liberty 10K, Lower Manhattan. 212-850-4455; www.nyrrc.org

September 1. New Haven 20K/USATF Championships, New Haven, Conn. 203-481-5933; www.newhavenroadrace.org

September 7. Downtown 5K, Providence, R.I. 401-294-4511; cvsdowntown5k.com

September 7. NYRR Fifth Avenue Mile, NYC. 212-860-4505; www.nyrrc.org; M&W60+ contact Al Puma, 718-854-6886; alpuma@att.net



GEORGE BANKER

Lee DiPietro, 45, second W40+ (36:57), 20th Sallie May 10K, Washington, D.C.

September 12-13. Reach the Beach 200 Mile Relay, Bretton Woods-Hampton Beach, N.H. 508-881-4505; rtbrelay.com

September 20. Lake Winnepesaukee Relay, Weirs, N.H. Ken Robichaud, 603-235-5452; www.coolrunning.com

September 20. The Great Cow Harbor 10K, Northport, N.Y. 631-754-7369; www.cowharborrace.com

September 21. Jefferson Hospital Philadelphia Half-Marathon. 215-564-6499; philadelphiadistancerun.org

September 21. Falling Leaves 5K/RRCA National Championships & 14K, Utica, N.Y. 315-797-4949; uticaroadrunners.org

September 27. Eliot Festival 5K, Eliot, Me. 207-439-3707; email: eliot5k@FCGnetworks.net

September 27. Pennsylvania Avenue Mile & 5K, Washington, D.C. 202-546-7442.

September 28. Adirondack Marathon & Half-Marathon, Schroon Lake, N.Y. 888-724-7666; adirondackmarathon.org

September 28. Liberty Waterfront Half-Marathon/USATF-NJ Championships & 3K, Jersey City. 973-898-1261; www.oymp.net

September 28. Richard S. Caliguiri City of Pittsburgh Great Race 10K. 412-255-2493; www.rungreatrace.com

October 4. New Hampshire Marathon, Newfound Lake. 603-744-2150; www.nhmarathon.com

October 5. Maine Marathon, Relay, & Half-Marathon, Portland. 207-741-2084; www.mainemarathon.com

October 5. Army Ten-Miler, Washington, D.C. 202-685-3361; www.armytenmiler.com

October 11. USATF New Jersey 5K Cross-Country Championships, Highland Park. Julie Schick, 732-296-0006.

October 11. United Technologies Greater Hartford Marathon, Hartford, Conn. 860-652-8866; www.hartfordmarathon.com

October 12. Ocean State Marathon & Half-Marathon, Providence, R.I. 401-885-4499; www.OSM26.com

October 18. Baltimore Marathon, Half-Marathon & Relay, Baltimore, Md. 800-487-0670; www.TheBaltimoreMarathon.com

October 25-26. Mystic Places Marathon & Relay, East Lyme, Conn. 203-481-5933; mysticplacesmarathon.com

October 26. USATF New Jersey 8K Cross-Country Championships, Readington. Julie Schick, 732-296-0006.

October 26. Compass Bank Cape Cod Marathon, Falmouth, Mass. 508-540-6959; www.capecodmarathon.com

SOUTHEAST

Alabama, Florida, Georgia, N. Carolina, S. Carolina, Tennessee, Virginia

August 16. Summer Beach Run 8K, Jacksonville, Fla. 904-739-1917; 1stplace sports.com

August 23. Brenner Children's Classic 5K, Winston-Salem, N.C. 972-792-3345; www.bccrun.org

August 23. Maggie Valley Moonlight 8K, 4K & Mile, Maggie Valley, N.C. 828-926-1686; mvmoonlightrace.com

August 31. Rock 'N' Roll Half-Marathon, Virginia Beach, Va. 800-311-1255; www.mrhalf.com

September 1. The U.S. 10K Classic, Atlanta, Ga. 770-432-0100; www.us10k.org

September 6. BB&T Virginia Ten-Miler, Lynchburg. 434-845-5968; www.sports

capital.org

October 19. Anthem Bay Bridge Marathon & Relay, Virginia Beach, Va. 757-498-0215; www.baybridgemarathon.com

MIDWEST

Illinois, Indiana, Kentucky, Michigan, Ohio, Wisconsin, West Virginia

August 1 (Fri.). The Green Mile, Wheeling, W. Va. 7 pm. 740-859-0704; www.debbiegreen5k.com

August 1 (Fri.). Women's Distance Festival 5K, Toledo, Ohio. 419-833-6365; toledoroadrunners.org

August 2. Allen Park Street Fair 8K & Mile, Allen Park, Mich. 248-544-9099; www.motorcitystriders.com

August 3. Chicago Distance Classic 20K, U. of Ill.-Chicago campus. www.chicagodistanceclassic.com

August 9. Paavo Nurmi Marathon & Relay, Hurley, Wisc. 715-561-4334; www.hurleywi.com

August 9. Age-Graded 4 Mile, Kokomo, Ind. 765-455-2283; www.ckr.us

August 9. Run Thru Hell 10 Mile & 4.8 Mile, Pinckney, Mich. 734-878-6640; gaultracemanagement.com

August 16. Falcon 5K, Dearborn, Mich. 248-426-7497.

August 16. Parkersburg New & Sentinel Half-Marathon, Parkersburg, W. Va. 304-485-8844 www.NewandSentinel.com

August 23. Crim 10 Mile, 8K, & 5K, Flint, Mich. 810-235-3396; www.crim.org

August 30. Charleston Distance Run 15K & 5K, Charleston, W. Va. 304-345-5433; charlestondistancerun.com

September 1. Park Forest 10 Mile & 5K, Park Forest, Ill. 708-748-2005; www.sceneic10.com

September 7. Chicago Half-Marathon. 312-347-0233; chicagomarathon.com

September 13. Dick Lugar 5K & 10K, Indianapolis. 317-733-3300; www.fuxbro.com

September 20. Al's Memorial 8K for Children's Hospital, Milwaukee, Wisc. 414-266-6343; www.alsmemorialrun.com

September 27-28. Fox Cities Marathon, Relay, & Half-Marathon, Appleton, Wisc. 877-230-7223; foxcitiesmarathon.org

September 28. Quad Cities Marathon, Moline, Ill. 309-755-1599; qcmarathon.org

October 12. LaSalle Bank Chicago Marathon. 312-904-9800; www.chicagomarathon.com

MID-AMERICA

Colorado, Iowa, Kansas, Minnesota, Missouri, N. Dakota, Nebraska, S. Dakota

August 3. 26th Hennepin Lake Classic 5K & 10K, Minneapolis, Minn. 651-228-1986, x2; www.tslevents.com

August 10. Komen Race for the Cure 5K, Colorado Springs, Colo. 303-694-2030; csracefortheCure.com

August 16. Pikes Peak Ascent 13.32 Mile, Manitou Springs, Colo. 719-473-2625; pikespeakmarathon.com

August 17. Pikes Peak Marathon, Manitou Springs, Colo. 719-473-2625; www.pikespeakmarathon.org

September 6. Dick Beardsley Half-Marathon & 5K, Detroit Lakes, Minn. Detroit Lakes C of C, 800-542-3992.

September 13. Turkey Day 10K, Worthington, Minn. 507-376-6105(d); 376-5610(eve).



GEORGE BANKER

John Tuttle, 44, second M40 (32:05), 20th Sallie May 10K, Washington, D.C.

September 14. Omaha Marathon & Half-Marathon, Omaha, Nebr. 402-354-1000; omahamarathon.com

September 20. Jack 15 Road Race, Brookings, S. Dak. 605-688-5386; www.prairiestriders.net

September 21. Governor's Cup 10K, Denver, Colo. 303-694-2202; www.bkb ltd.com

October 3. Durango Marathon, Half-Marathon, 10K, & 5K Durango, Colo. 970-375-2413; durangomarathon.com

October 12. Mt. Rushmore Marathon, Rapid City, S. Dak. 605-721-1251; mount rushmoremarathon.com

SOUTHWEST

Arkansas, Louisiana, Mississippi, Oklahoma, Texas

August 2. Sandblazer 2003 5K Sand Run, Tulsa, Okla. 918-295-6645; www.tauw.org

September 13. Komen Race for the Cure 5K, OSU-Tulsa. 918-744-5099, www.rfctulsa.org

September 27. Hurricane Run 8K, Tulsa, Okla. www.hurricanerun.com

WEST

Arizona, California, Hawaii, Nevada, New Mexico

August 2. Susan B. Anthony Women's & Men's 5K, Sacramento. 916-481-2365; www.buffalochips.net

August 10. Samurai 5K, Los Angeles. 323-295-0556; www.niseiweek.org

August 17. America's Finest City Half-Marathon & 5K, San Diego. 858-792-2900; www.afchalf.com

August 17. Silver State Marathon & Half-Marathon, Reno, Nev. Email: longruns@aol.com; www.silverstatestriders.com

August 31. Pier to Peak Half-Marathon, Santa Barbara, Calif. 805-564-8879; www.runsantabarbara.com

Continued on page 23

Continued from page 22

September 7. Terry Fox 4 Mile Run/Walk, Carlsbad, Calif. Kinane Events, 949-452-3466; lisa@kinaneevents.com

September 7. Komen Race for the Cure 5K, San Francisco. 415-561-3377; www.sf.komen.org

September 28. Komen Orange County 5K Race for the Cure, Newport Beach, Calif. Kinane Events, 949-452-3466; lisa@kinaneevents.com

October 5. Sacramento Marathon & Half-Marathon, Sacramento, Calif. www.sacramentomarathon.net

October 11. Northern Exposure 10K, North Las Vegas, Nev. 702-633-1612; cityofnorthlasvegas.com

October 12. Long Beach International City Bank Marathon, Half-Marathon & 5K, Long Beach, Calif. 562-728-8829; runlongbeach.com

October 25. New Beginnings 5K & 10K, Concordia U., Irvine, Calif. Finish Line International, 714-841-5417; nealand.com/finishline

NORTHWEST

Alaska, Idaho, Montana, Oregon,
Utah, Washington, Wyoming

August 2. ORRC Pacific Crest Trail 50K/50 Mile, Timothy Lake to Timberline Lodge, Ore. 503-970-4228; www.orrc.net

August 17. Humpy's Marathon & Half-Marathon, Anchorage, Alas. 907-345-4004; www.anchoragerunningclub.org/humpys

August 22. Nationwide Insurance Hood to Coast Relay, Mt. Hood, Ore. 196 miles/12 per team. 503-292-4626; www.hoodtocoast.com

August 23. Tyrannosaurus Tear 5K, U. of Wyoming, Laramie. 307-766-4227; uwyo.edu/geomuseum


September 7. Ladies Day at the Races 5K & 10K, Bend, Ore. 541-382-7025; meadowlarkmanor.org

September 14. Komen Race for the Cure 5K, Portland, Ore. 503-553-3680; raceforthe-cure-pdx.org

September 14. USATF Inland Northwest 5K Championships, Medical Lake, Wash. Jacqueline Van Allen, 509-838-1834.

September 20. Prefontaine Memorial 10K, Coos Bay, Ore. 541-269-1103; prefontainerun.com

September 20. St. Luke's Celebration 5K, Boise, Idaho. 208-381-2221; www.celebrateall.org



ART SHAHZADE

Steve Hardison, setting an M50 meet record of 13-6, 2003 Visalia Classic Masters.

October 5. Portland Marathon, Portland, Ore. 503-226-1111; www.portlandmarathon.org

CANADA

August 24. Marathon Des Deux Rives, Quebec City. Also New Balance Half-Marathon & 10K. 418-694-4442; marathon.quebec.com

INTERNATIONAL

August 30. Puffer Ultra Trail Run 80K & 160K, Cape Town, South Africa. +27 21 6504256.

September 7. BUPA Bristol Half-Marathon, Bristol, England. www.bristol-city.gov.uk/halfmarathon

September 28. Berlin Marathon, Berlin, Germany. www.berlin-marathon.com

November 16. WMA 100K Championships, Zan-en Dam, Taipei. www.iau.org.tw

April 18-24, 2004. World Masters Athletics Non-Stadia Championships, Auckland, New Zealand. 10K/10K, 20K, 30K, 50K, RW/Team Cross-Country/Ekiden Relay/Half-Marathon. www.wma2004.org

May 8-14, 2006. World Masters Athletics Non-Stadia Championships, Vancouver, B.C., Canada. www.wma2006.org

RACEWALKING

August 3. USATF MAC 3K RW Championships. NYC. Stella Cashman, 212-628-1317.

August 7-10. USATF National Masters 5000 (8th) and 10K (10th) RW Championships, Eugene, Ore. See National T&F Schedule.

August 17. USATF Indiana 3K RW Championships, Indianapolis. Cheryl Sunman, 317-835-0161.

September 6. Third annual North Central 5K RW Championships, Detroit Lakes, Minn. Detroit Lakes C of C, 800-542-3992.

September 7. USATF Florida 1500/3000 RW Championships, Plantation. 954-921-9190.

September 14. USATF Florida 1500 & 3000 RW Championships, Plantation. Bob Cella, 954-921-9190.

September 14. USATF Inland Northwest 5K RW Championships, Medical Lake, Wash. Jacqueline Van Allen, 509-838-1834.

September 14. USATF National Masters 40K RW Championships, Ocean Township, N.J. Elliott Denman, 28 N. Locust Ave., West Long Branch, NJ 07764. 732-222-9080.

September 20. USATF National Masters 5K RW Championships, Kingsport, Tenn. Bobby Baker, 318 Twin Hill Dr., Kingsport, TN 37660. 423-578-2061.

September 21. USATF Long Island 10K RW Championships, Long Beach, N.Y. Lenny Krostnsky, 516-889-0558.

October 5. USATF Indiana One Hour RW Championships, Indianapolis. Cheryl Sunman, 317-835-0161.

October 12. Bob Fine Invitational RW, Coconut Creek, Fla. 954-427-0032; 771-3347.

October 19. USATF National Masters 50K RW Championships, Hauppauge, N.Y. Mike Roth, PO Box 504, Old Bethpage, NY 11787. 631-979-9603.

November 23. USATF National Masters 20K RW Championships, Coconut Creek, Fla. Bob Cella, 954-921-9190.

Racewalking

Continued from page 10

ago you had surgery on your left knee. Why? It is not your problem knee from a judging point of view.

CA: I was having problems with pain. After surgery, the knee took a long time to mend and I took a whole season off. When I began racing again this year, everything seemed to be working real good and my left knee was not bothering me. Then came the 10K at Mt. SAC in April. I was DQed for a bent right knee and my left knee started acting up.

I probably should have just settled for a 5K, but when you are competitive, you want to get back in the mainstream and get back to racing again. I had reservations for the Masters Championships in Puerto Rico and was trying to get back to where I used to be so I could do my best. I just rushed things. It's very frustrating.

EW: What is causing the pain in your left knee?

CA: I have thought a lot about this. I figure I am shifting my weight over to my left side as I try to force my right knee straight. The harder I try to get my right knee straight, the more burden I put on my left one.

I think it's the same as when you have a muscle injury. The muscles on

the good side will work harder to compensate for the damaged side and become over-stressed and painful. Even though the judges see my left knee as straight and my right as bent, the left is taking the beating.

The pain in my left knee isn't constant. It's like a toothache or a sharp spasm. I did a few intervals this morning, three or four single laps, and there was no pain. And it feels good now. But the next time I try, the pain may shoot right across my knee. Sometimes I get buckling or wobbling sensations. It feels as though the knee isn't solid. It will even affect my outer calf.

EW: Do you have pain in your right knee?

CA: No. There's no pain in my right knee. One of my doctors said there was some arthritis behind the knee. At one time, I was given a cortisone shot and the cortisone caused worse problems. The day after I had the shot, I couldn't even plant my foot. The cortisone didn't do any good. It didn't alleviate anything. I had to back off training for a week or two. □

(Look for Part II of Carl Acosta's interview in next month's issue of NMN. Elaine Ward can be contacted by e-mail at narwf@aol.com.)

Arkansas Sr. Olympics

"Senior Arkansas Sports Organization"
National Senior Games Qualifying Site

ARKANSAS IS AN OPEN STATE

SEPTEMBER 11-14, 2003

Open to all men and women 50 years of age and older.
Individuals will compete in five-year age groups.
Track schedule includes 100, 200, 400, 800, and 1500 meter runs, 1500 meter racewalk, and cycling.
Throws include discus, javelin and shot put.
Jumps include high jump, pole vault and long jump.

September 14 – 5K Road Race.

Hosted and organized by
SENIOR ARKANSAS SPORTS ORGANIZATION
P.O. BOX 3377, HOT SPRINGS, ARKANSAS 71914
620 CENTRAL AVE., SUITE 2 E
HOT SPRINGS, ARKANSAS 71901
TELEPHONE: 501-321-1441 OR 1-800-720-7276 (AR ONLY)
FAX# 501-321-4961 E-MAIL arsrolym@hotsprings.net
www.SrSports.org

15th WMA Championships – Carolina, Puerto Rico – July 1-13, 2003

100 METERS

M40 100m

1 Provo, D. Lee	40 CAN	11.15	92.0%
2 Stephenson, Cornell	40 USA	11.39	90.0%
3 Lovett, Michell	41 USA	11.47	90.0%
4 Dixon, Eric	43 USA	11.61	90.1%
5 Casado, Wilfredo	41 PUR	11.84	87.2%
6 August, Raphael	43 USA	12.65	82.7%

M45 100m

1 Barnwell, Val-Winsl	45 USA	11.25	94.4%
2 Peters, Stephen	49 GBR	11.44	95.2%
3 Browne, John	49 GBR	11.72	93.0%
4 Jones, Thomas	49 USA	11.78	92.5%
5 Michelchen, Reinhar	49 GER	12.09	90.1%
6 Evans, Hubert	49 USA	12.11	90.0%
7 Konopka, Matthias	45 GER	12.13	87.5%
8 Hanspach, Jurgen	45 PER	13.23	80.2%

M50 100m

1 Collins, Bill	52 USA	11.39	97.6%
2 Oliver, Viv	51 GBR	11.69	94.5%
3 Bowen, Robert	51 USA	11.69	94.5%
4 Franklyn, Walwyn	50 GBR	11.85	92.6%
5 Dickson, Thomas	50 CAN	11.87	92.5%
6 McCoy, Marion	53 USA	11.95	93.6%
7 Regales, Siegfried	50 AHO	12.01	91.4%

M55 100m

1 Vybostok, Vladimir	56 SLK	11.77	96.9%
2 Allie, Charles	55 USA	11.81	96.0%
3 Picorelli, Wilfredo	58 PUR	12.17	94.9%
4 Hohl, Franz	55 AUT	12.20	92.9%
5 Cilla, Charles	57 FRA	12.21	94.0%
6 Pierce, Roger	58 USA	12.31	93.8%
7 Frazer, Robert	56 GBR	12.43	91.7%

M60 100m

1 Edens, Paul	62 USA	12.28	96.4%
2 Robbins, Stephen	60 USA	12.30	95.1%
3 Gonzalez, Ernesto	61 PUR	12.43	94.6%
4 Manninen, Jorma	60 FIN	12.69	92.2%
5 Schmitt, Gerold	62 GER	12.72	93.0%
6 Tamaro, Tristano	64 ITA	13.02	92.0%
7 Lenk, Theodor	62 GER	13.05	90.7%
8 Gunn, Lawrence	60 USA	13.05	89.6%

M65 100m

1 Lida, Robert	66 USA	12.90	94.0%
2 Sims, Gary	65 USA	13.05	92.4%
3 Bennett, Wayne	66 USA	13.11	92.5%
4 Sautter, Hans	65 GER	13.12	91.9%
5 Johnson, Paul	68 USA	13.14	93.4%
6 Gasper, Hans Juerg	67 GER	13.17	92.6%
7 Neumann, Karl-Heinz	68 GER	13.37	91.8%
8 Rogers, Oswald	65 TRI	13.62	88.5%

M70 100m

1 Reuter, Wolfgang	73 GER	13.65	94.3%
2 Brown, Harry	73 USA	13.68	94.1%
3 Konopka, Manfred	72 GER	13.72	92.7%
4 Ishigami, Saburo	72 JPN	13.72	92.7%
5 Merican, Tamin	70 MAS	13.90	89.3%
6 Summerlin, Joe	71 USA	14.44	87.0%
7 Sakurai, Tomio	70 JPN	14.63	84.8%

M75 100m

1 Meddings, Allan	75 GBR	14.08	93.7%
2 Melville, William	75 USA	14.33	92.1%
3 Larsen, Melvin	79 USA	14.60	95.8%
4 Selzer, Wilhem	76 GER	14.64	91.4%
5 Ubarri, Jose	79 PUR	14.94	93.6%
6 Yamazaki, Hideya	78 JPN	15.03	91.6%
7 Krenzer, Heinz	76 GER	15.66	85.5%
8 Delgado, Hugo	79 PER	19.01	73.5%

M80 100m

1 Sobrero, Bruno	82 ITA	15.87	92.5%
2 Tanaka, Juji	80 JPN	16.04	88.5%
3 Kennell, Tom	82 USA	16.99	86.4%
4 Higuera, Roberto	83 MEX	18.66	80.1%
5 Ahrenkiel, Rudolf	82 DEN	18.83	78.0%
6 Power-Waters, Brian	80 USA	20.54	69.1%

M85 100m

1 Fischer, Frededrico	86 BRA	16.73	94.3%
2 Eble, Eugen	86 GER	21.87	72.1%
3 Muehle, Fritz	86 GER	22.77	69.3%
4 Alvarez, Julio	87 MEX	32.91	48.8%

M90 100m

1 Mahlo, Friedrich	91 GER	19.24	91.0%
2 Zamorano, Moises	91 CHL	20.33	86.1%
3 Gonzalez, Gilberto	90 PUR	26.13	65.0%
4 West, Howard	90 CAN	27.07	62.8%

M100 100m

1 McBurney, Waldo	100 USA	39.97	101.3%
-------------------	---------	-------	--------

W35 100m

1 Barney, Colleen	36 USA	13.03	82.8%
2 Carty, Linda	37 USA	13.19	82.6%
3 Schierjott, Sylvia	39 GER	13.26	84.2%
4 Kuczalska, Agnieszka	35 CAN	13.31	81.0%
5 Muller-Schmidt, Jan	38 GER	13.65	80.8%
6 Naylor, Janet	37 AUS	13.68	79.6%
7 Stewart, Olivia	38 AUS	13.99	78.8%

W40 100m

1 Moritz, Anke	44 GER	12.79	92.4%
2 Gutierrez, Sigrid	40 CRC	13.01	86.8%
3 Grissmer, Angelika	41 GER	13.02	87.7%
4 Lawson, Sarah	40 USA	13.35	84.6%
5 Laing, Manndy	43 GBR	13.42	87.1%
6 Hillebrand-Raves, M	41 GER	13.44	85.0%
7 Ellacott, Janice	42 GBR	13.52	85.5%
8 Shook, Kathleen	42 USA	13.85	83.4%

W45 100m

1 Mathieu, Marie Land	46 PUR	12.59	96.0%
2 McClelland, Averil	45 GBR	12.65	94.5%
3 Board, Jacqueline	49 USA	13.10	95.2%
4 Nicolaz, Lourdes	48 VEN	13.26	93.1%
5 Vives, Loles	45 ESP	13.44	88.9%
6 Godsell, Helen	49 GBR	13.53	92.2%
7 Burns, Stephanie	47 AUS	14.41	84.8%
8 Mc Field, Denise	47 JAM	32.24	37.9%

W50 100m

1 Bonner, Vivien	54 GBR	13.29	98.8%
2 Del Grande, Karla	50 CAN	13.41	94.1%
3 Saundres-Mullins, J	50 GBR	13.58	92.9%
4 Perkins, Wilma	53 AUS	13.74	94.6%
5 Lawson, Janet	50 GBR	14.19	88.9%
6 Goessling, Sigrid	52 GER	14.44	89.1%
7 Trott, Rhona	54 CAN	14.51	90.5%
8 Stubendorff, Hillen	54 GER	14.83	88.6%

W55 100m

1 Meier, Ingrid	56 GER	13.54	98.9%
2 Lewington, Maureen	56 GBR	13.78	97.2%
3 Raschker, Phil	56 USA	14.00	95.7%
4 Parsons, Valerie	57 GBR	14.20	95.2%
5 Priestman, Yvonne	57 GBR	14.39	94.0%
6 Reismann, Gertrude	55 GER	14.46	91.8%
7 Gower, Sheryl	55 NZL	14.59	91.0%
8 Zoerner, Petra	56 GER	14.95	89.6%

W60 100m

1 Linaker, Esther	62 GBR	14.30	99.2%
2 Jager, Kathy	60 USA	14.50	96.0%
3 Behrendt, Martha	61 GER	14.64	96.0%
4 Parrish, Noreen	61 AUS	15.02	93.6%
5 Kuemmerle-Valk, Fri	62 GER	15.04	94.3%
6 Strasdas, Edeltraud	64 GER	15.34	94.2%
7 Holder, Iris	62 GBR	15.66	90.6%
8 Radcliffe, Marg	61 CAN	15.79	89.0%

W65 100m

1 Peters, Margaret	69 NZL	15.68	96.3%
2 Schott, Ingeborg	65 GER	15.80	92.3%
3 Lary, Audrey	69 USA	16.01	94.3%
4 Jordan, Barbara	67 USA	16.12	92.1%
5 Daprano, Jeanne	66 USA	16.13	91.2%
6 Kea, Essie	65 USA	16.37	89.1%
7 Fraser, Dorothy	66 GBR	16.72	88.0%
8 Schunk, Helke	69 GER	17.58	85.9%

W70 100m

1 Sandoval, Sara	71 COL	17.65	87.5%
2 Carmichael, Doreen	72 CAN	17.87	87.6%
3 Enarsson, Elsa	72 SWE	17.89	87.5%
4 Londono, Maria	73 COL	18.25	86.9%
5 Du Plooy, Christie	72 RSA	18.35	85.3%
6 Green, Brenda	73 GBR	21.11	75.1%

W75 100m

1 Raspaldo, Juana	76 PUR	17.62	93.6%
2 Peterson, Patricia	77 USA	18.22	91.6%
3 Onodera-Leonard, Su	75 USA	18.35	88.9%
4 McDaniels, Leonore	75 USA	18.62	87.6%
5 Valien, Johnnye	77 USA	20.06	83.2%
6 McLeod-Smith, Doree	77 CAN	21.57	77.3%
7 Barker, Annie	78 USA	23.80	70.9%
8 Gonzalez, Maria	75 PUR	25.32	64.4%

W80 100m

1 Canal, Alicia	84 COL	23.78	81.7%
2 Abarca, Maria	81 MEX	25.89	68.6%

W85 100m

1 Martinez, Modesta	85 MEX	28.06	71.4%
2 Ramirez, Maria	86 MEX	29.93	69.1%
3 McBurney, Vernice	88 USA	37.92	58.2%

W90 100m

1 Iglesias, Rosario	92 MEX	38.02	68.6%
---------------------	--------	-------	-------

200 METERS

M40 200m

1 Provo, D. Lee	40 CAN	22.45	92.7%
2 Lovett, Michell	41 USA	22.69	92.5%
3 Stephenson, Cornell	40 USA	22.81	91.3%
4 Reilly, Jim	40 USA	22.84	91.2%
5 Casado, Wilfredo	41 PUR	23.30	90.0%
6 Watts, Jim	41 USA	23.99	87.4%
7 Dixon, Eric	43 USA	24.37	87.4%
8 August, Raphael	43 USA	24.64	86.4%

M45 200m

1 Peters, Stephen	49 GBR	22.69	98.0%
2 Barnwell, Val-Winsl	45 USA	23.46	92.1%
3 Jones, Thomas	49 USA	23.53	94.5%
4 Smart, Eric	47 GBR	23.63	92.8%
5 Browne, John	49 GBR	23.94	92.9%

6 Konopka, Matthias	45 GER	24.52	88.1%
7 Harrison, Alan	45 GBR	24.60	87.8%
8 Simons, Gregory	45 BER	26.22	82.4%

M50 200m

1 Collins, Bill	52 USA	nta
2 Gonera, Edward	51 USA	nta
3 Bowen, Robert	51 USA	nta
4 Oliver, Viv	51 GBR	nta
5 Norman, Jesse	52 USA	nta
6 Regales, Seigfr	50 AHO	nta
7 Franklyn, Walw	50 GBR	nta
8 Freeman, Peter	51 CAN	nta

M55 200m

1 Allie, Charles	55 USA	24.11	96.2%
2 Hohl, Franz	55 AUT	24.75	93.7%
3 Cilla, Charles	57 FRA	24.81	94.8%
4 Vybostok, Vladimir	56 SLK	25.36	92.1%
5 Pierce, Roger	58 USA	25.39	93.2%
6 Frazer, Robert	56 GBR	25.51	91.5%
7 Hathcock, Lloyd	56 USA	25.71	90.8%
8 Scholz, Peter	58 GER	26.81	88.3%

M60 200m

1 Edens, Paul	62 USA	25.28	96.1%
2 Schmitt, Gerold	62 GER	25.73	94.4%
3 Tamaro, Tristano	64 ITA	26.34	93.5%
4 Lenk, Theodor	62 GER	26.57	91.4%
5 Gunn, Lawrence	60 USA	27.05	88.7%
6 Stevenson, Michael	62 AUS	27.50	88.4%

M65 200m

1 Lida, Robert	66 USA	26.28	95.0%
2 Johnson, Paul	68 USA	26.75	94.9%
3 Sims, Gary	65 USA	26.99	91.8%
4 Bennett, Wayne	66 USA	27.23	91.7%
5 Burton, David	68 GBR	27.44	92.5%
6 Neumann, Karl-Heinz	68 GER	27.47	92.4%
7 Williams, Lloyd	69 USA	27.68	92.4%
8 Rogers, Oswald	65 TRI	27.85	89.0%

M70 200m

1 Romain, Ralph	70 TRI	26.96	95.7%
2 Reuter, Wolfgang	73 GER	28.36	95.2%
3 Konopka, Manfred	72 GER	28.51	93.3%
4 Merican, Tamin	70 MAS	28.64	90.0%
5 Tanaka, Hiroo	72 JPN	28.78	92.4%
6 Summerlin, Joe	71 USA	29.93	87.5%
7 Cheetham, George	72 GBR	30.24	87.9%

M75 200m

1 Meddings, Allan	75 GBR	28.97	96.3%
2 Selzer, Wilhem	76 GER	29.34	96.6%
3 Melville, William	75 USA	29.91	93.2%
4 Larsen, Melvin	79 USA	31.38	95.1%
5 Yamazaki, Hideya	78 JPN	32.36	90.7%
6 Herbst, Gerhard	79 GER	32.38	92.2%
7 O'Connell, Philip	75 USA	32.90	84.8%
8 Sochor, Chuck	75 USA	33.08	84.3%

M80 200m

1 Sobrero, Bruno	82 ITA	34.90	90.9%
2 Kennell, Tom	82 USA	36.56	86.8%
3 Maxwell, Ralph	83 USA	42.27	76.8%
4 Kuric, Henry	82 USA	44.03	72.0%

M85 200m

1 Fischer, Frededrico	86 BRA	36.54	96.3%
2 Muehle, Fritz	86 GER	40.40	87.1%
3 Alvarez, Julio	87 MEX	1:02.52	58.3%

</

Continued from previous page

7 Gunn, Lawrence	60 USA	1:02.88	84.1%
8 Vargas, Julio	64 PUR	1:04.11	84.5%
M65 400m			
1 Johnson, Paul	68 USA	1:00.75	94.0%
2 Rogers, Oswald	65 TRI	1:01.29	89.0%
3 Stewart, Mack	65 USA	1:01.33	88.9%
4 Gasper, Hans Juerge	67 GER	1:02.23	90.3%
5 Neumann, Karl-Heinz	68 GER	1:03.30	90.2%
6 Cozens, Robert	67 AUS	1:03.59	88.4%
7 Rizzo, Richard	66 USA	1:05.74	84.2%
8 Kirkpatrick, Ronald	65 USA	1:06.05	82.5%
M70 400m			
1 Romain, Ralph	70 TRI	1:01.01	96.7%
2 Fee, Earl	74 CAN	1:04.50	98.7%
3 Brown, Harry	73 USA	1:06.39	94.0%
4 Tanaka, Hiroo	72 JPN	1:06.41	92.2%
5 Johnson, Alexander	70 USA	1:11.04	83.0%
6 Rant, Miroslav	71 SLO	1:11.57	83.9%
M75 400m			
1 Selzer, Wilhem	76 GER	1:05.51	100.9%
2 Brown, Rodney	76 USA	1:13.05	90.5%
3 Corona, Silvino	77 MEX	1:15.23	89.4%
4 Herbst, Gerhard	79 GER	1:17.52	89.9%
5 Krenzer, Heinz	76 GER	1:18.15	84.6%
6 Schmidt, Helmut	75 GER	1:20.16	81.0%
7 Robson, Leslie	76 CAN	1:21.88	80.7%
8 Johansson, Roland	75 SWE	1:25.97	75.6%
M80 400m			
1 Messenger, Archie	80 USA	1:23.06	85.4%
2 Gil, Francisco	80 ESP	1:27.43	81.2%
M85 400m			
1 Fischer, Frededrico	86 BRA	1:33.58	90.7%
2 Fonseca, Antonio	88 BRA	1:41.37	90.1%
3 Springer, Maxwell	89 USA	1:47.98	88.0%
4 Ludzuweit, Otto	86 GER	1:54.06	74.4%
M90 400m			
1 Mahlo, Friedrich	91 GER	1:42.30	102.2%
W35 400m			
1 Figueiredo, Maria	39 BRA	54.69	94.9%
2 Morris, Alethea	38 USA	55.60	92.3%
3 Wiederkehr, Claudia	36 SUI	56.69	88.6%
4 Mancilla, Angela	39 PUR	58.87	88.1%
5 Marchi, Rosa	38 ITA	58.95	87.0%
6 Acford, Clare	39 GBR	59.40	87.4%
7 Schierjott, Sylvia	39 GER	1:00.57	85.7%
8 Lepik, Kersti	38 EST	1:03.63	80.6%
W40 400m			
1 Kay, Marie	43 AUS	56.18	96.4%
2 Santos, Maria	43 BRA	57.71	93.8%
3 Ramos, Maria	40 PUR	58.68	89.4%
4 Williams, Shemayne	40 USA	59.38	88.4%
5 Contag, Christiane	40 GER	1:01.40	85.5%
6 Ellacott, Janice	42 GBR	1:01.67	86.9%
7 Shook, Kathleen	42 USA	1:02.49	85.7%
W45 400m			
1 Mathieu, Marie Land	46 PUR	56.15	99.5%
2 McClelland, Averil	45 GBR	1:01.79	89.5%
3 Board, Jacqueline	49 USA	1:02.41	92.2%
4 Nicolaz, Lourdes	48 VEN	1:04.02	89.0%
5 Pelz, Cornelia	49 GER	1:09.95	82.3%
W50 400m			
1 Saundres-Mullins, J	50 GBR	1:01.41	94.7%
2 Del Grande, Karla	50 CAN	1:02.99	92.3%
3 De Acosta, Maria	52 VEN	1:06.30	89.3%
4 Stubendorff, Hillen	54 GER	1:08.55	88.1%
5 Eriksson, Ann-Britt	54 SWE	1:09.23	87.2%
6 Rahim, Bernadette	50 FRA	1:10.30	82.7%
7 Nava, Josefina	51 MEX	1:13.99	79.3%
W55 400m			
1 Allison, Marge	58 USA	1:05.60	95.5%
2 Priestman, Yvonne	57 GBR	1:06.82	92.9%
3 Gower, Sheryl	55 NZL	1:07.55	90.2%
4 Zoerner, Petra	56 GER	1:15.37	81.6%
5 Serrano, Maria	57 ESP	1:26.08	72.1%
W60 400m			
1 Tomlinson, Magdalen	61 RSA	1:10.73	90.9%
2 Seibert, Gerda	60 GER	1:14.18	86.0%
3 Sauer, Erika	63 GER	1:15.32	86.9%
4 Parrish, Noreen	61 AUS	1:16.66	83.9%
5 Harris, Frances	61 AUS	1:17.56	82.9%
6 Radcliffe, Marg	61 CAN	1:19.65	80.7%
7 Blakstad, Herborg	60 NOR	1:19.66	80.1%
8 Barnabas, Glory	61 SIN	1:24.23	76.4%
W65 400m			
1 Daprano, Jeanne	66 USA	1:15.43	89.6%
2 Fraser, Dorothy	66 GBR	1:25.39	79.2%
3 Arnold, Edith	68 GER	1:31.33	76.3%
4 Werner, Hella	67 GER	1:33.62	73.3%
5 Restrepo, Mariela	68 COL	1:39.90	69.8%
6 Hanstvedt, Ragnmild	69 NOR	1:42.86	68.8%
7 Vasquez, Maria	66 GUA	1:50.97	60.9%
W70 400m			
1 Sandoval, Sara	71 COL	1:27.59	84.0%
2 Du Plooy, Christie	72 RSA	1:39.91	75.4%
3 Green, Brenda	73 GBR	2:01.37	63.5%
W75 400m			
1 Hofmeyer, Isabel	75 RSA	1:32.36	87.6%
2 Onodera-Leonard, Su	75 USA	1:33.43	86.6%

3 Peterson, Patricia	77 USA	1:41.63	83.0%
4 Smalley, Nancy	76 USA	1:49.14	75.7%
W90 400m			
1 Iglesias, Rosario	92 MEX	3:14.49	67.0%
800 METERS			
M40 800m			
1 Allah, Sal	43 USA	1:58.84	93.1%
2 LeBourne, Anselm	44 USA	1:59.60	93.2%
3 Egle, Mike	41 USA	2:01.56	89.7%
4 Maymi, Felix	40 PUR	2:02.57	88.4%
5 Ruiz, Anthony	42 USA	2:03.12	89.2%
6 Morales, Jose	42 PUR	2:04.47	88.3%
7 Aranguren, Gerardo	43 VEN	2:04.70	88.7%
8 Marabini, Roberto	40 ITA	2:13.28	81.3%
M45 800m			
1 Crossland, David	45 GBR	2:01.26	92.6%
2 Castillo, Roberto	46 USA	2:03.09	91.9%
3 Mendez, Gonzalo	48 ESP	2:03.32	93.1%
4 Ortiz, Jorge	49 PUR	2:04.05	93.3%
5 Clingan, Dave	49 USA	2:04.73	92.8%
6 Ruiz, Jose L.	45 PUR	2:06.52	88.7%
7 Paterson, Stuart	46 AUS	2:08.29	88.2%
8 Kelly, Martin	48 IRL	2:09.99	88.4%
M50 800m			
1 Loaiza, Carlos	52 COL	2:06.51	93.7%
2 Gough, Joseph	50 IRL	2:06.81	92.0%
3 Cabral, Carlos	51 POR	2:07.66	92.1%
4 Archer, Kevin	50 GBR	2:08.61	90.7%
5 McKay, Brian	52 GBR	2:09.15	91.8%
6 Buettner, Rolf	52 GER	2:09.82	91.3%
7 Valiant, Gordon	50 CAN	2:10.62	89.3%
8 Cano, Santiago	50 ESP	2:13.88	87.1%
M55 800m			
1 McCurry, Colin	55 AUS	2:09.70	93.7%
2 Solomon, Kevin	56 AUS	2:11.73	93.1%
3 Vakkuri, Heikki	55 FIN	2:11.92	92.1%
4 Hermes, Alfred	56 GER	2:13.86	91.6%
5 Nolan, Harold	56 USA	2:14.95	90.9%
6 Judson, Fred	57 CAN	2:15.30	91.4%
7 Handelman, Frank	58 USA	2:17.94	90.5%
8 Ivehag, Kennet	59 SWE	2:39.02	79.2%
M60 800m			
1 Morioka, Harold	60 CAN	2:15.26	94.0%
2 Kasparaitis, Vytaut	61 LIT	2:17.37	93.5%
3 Diaz, Federico	62 MEX	2:18.18	93.8%
4 Howard, Sid	64 USA	2:18.63	95.4%
5 Sandery, Peter	62 AUS	2:24.81	89.5%
6 McMillen, William	63 USA	2:27.83	88.6%
7 Mjelde, Arne	61 NOR	2:31.96	84.5%
M65 800m			
1 Stewart, Mack	65 USA	2:26.24	91.4%
2 Engfer, Alfred	66 GER	2:31.91	88.9%
3 Helm, Winfried	66 GER	2:33.92	87.8%
4 Klauder, Gerhard	65 GER	2:37.28	85.0%
5 Cozens, Robert	67 AUS	2:38.06	86.4%
6 Cano, Angel	65 ESP	2:38.17	84.5%
7 Hess, Rudolf	68 GER	2:38.84	87.0%
8 Aneshansley, James	68 USA	2:41.82	85.4%
M70 800m			
1 Carr, David	71 AUS	2:25.14	98.7%
2 Fee, Earl	74 CAN	2:26.09	102.0%
3 Odriozola, Carlos	72 URU	2:41.88	89.6%
4 Giegerich, Joe	70 CAN	2:43.21	86.6%
5 Valdemarsson, Ari	70 NOR	2:44.00	86.2%
6 Rant, Miroslav	71 SLO	2:44.65	87.0%
7 Ortiz, Abraham	71 PUR	2:49.48	84.5%
8 Howarth, Derek	72 GBR	2:51.43	84.6%
M75 800m			
1 Igesund, Alf	75 NOR	2:57.63	85.0%
2 Brown, Rodney	76 USA	2:57.80	86.2%
3 Ojeda, Samuel	78 CHL	3:02.45	86.6%
4 Vetter, Joachim	75 GER	3:07.37	80.6%
5 Schmidt, Helmut	75 GER	3:13.88	77.8%
6 Baudish, Hermann	77 GER	3:17.96	78.6%
7 Boutard, Robert	77 FRA	3:24.96	75.9%
8 Johansson, Roland	75 SWE	3:27.93	72.6%
M80 800m			
1 Tejada, Antonio	82 MEX	3:13.56	87.5%
2 Messenger, Archie	80 USA	3:14.27	84.0%
3 Thompson, Harry	80 CAN	3:21.34	81.0%
4 Teruo, Narita	80 BRA	3:29.74	77.8%
5 Pauwels, Emiel	84 BEL	3:35.28	81.8%
6 Gil, Francisco	80 ESP	3:36.71	75.3%
7 Yildizalp, Naci	80 USA	3:44.37	72.7%
M85 800m			
1 Leyland, Les	86 CAN	4:15.93	71.9%
2 Ludzuweit, Otto	86 GER	4:21.77	70.3%
3 Eble, Eugen	86 GER	4:39.09	65.9%
4 Springer, Maxwell	89 USA	4:39.20	71.2%
5 Maisch, Dieter	85 GER	4:47.10	62.5%
6 Stevens, Jack	86 AUS	5:21.25	57.3%
7 Healy, Dudley	89 USA	5:48.91	57.0%
W35 800m			
1 Falkenstein, Susann	36 GER	2:17.00	82.6%
2 Odendaal, Rene	39 RSA	2:20.77	82.0%
3 Mancilla, Angela	39 PUR	2:21.80	81.4%
4 Edwards, Mary	38 GBR	2:22.57	80.2%
5 Hernandez, Margarit	38 VEN	2:27.71	77.4%
6 Gray, Carol-Ann	39 GBR	2:27.74	78.1%

W40 800m			
1 Del Olmo, Carmen	40 ESP	2:21.76	82.2%
2 Heilig-Duventaester	42 GER	2:22.98	82.9%
3 Lipp, Luule	41 EST	2:23.99	81.6%
4 Rubini, Loretta	42 ITA	2:24.07	82.3%
5 Penn, Cris	44 AUS	2:27.66	81.7%
6 Creamer, Stacy	43 USA	2:32.80	78.2%
7 Searle, Susan	42 USA	2:35.79	76.1%
8 Alba, Amparo	42 COL	2:36.81	75.6%
W45 800m			
1 Fernandez, Maria de	47 MEX	2:31.75	81.5%
2 Diaz, Carmen Z.	49 PUR	2:39.98	78.7%
3 Lee, Shew	48 MAS	2:41.88	76.6%
4 Wahlberg, Eva	48 SWE	2:45.07	75.6%
5 Nyagolova, Yovka	45 BUL	2:53.76	70.0%
6 Nunes, Maria	48 POR	3:00.92	69.0%
W50 800m			
1 De St Croix, Mauree	50 CAN	2:20.18	90.6%
2 Zentner, Lidia	50 GER	2:25.42	87.3%
3 Jensen, Ingerlise	53 DEN	2:28.44	88.9%
4 Reknes, Bjorg	50 NOR	2:31.88	83.6%
5 De Acosta, Maria	52 VEN	2:33.53	84.8%
6 McMillan, Marne	51 CAN	2:37.34	81.7%
7 Darby, Anne	50 GBR	2:42.45	78.1%
W55 800m			
1 Allison, Marge	58 AUS	2:37.82	89.6%
2 Findley, Linda	55 CAN	2:47.76	80.8%
3 Novotna, Eva	55 CZE	2:48.85	80.2%
4 Herzog, Ursula	56 GER	2:53.04	79.4%
5 Sagor, Helgi	59 EST	2:53.99	82.5%
6 Makose, Ann	58 USA	3:00.09	78.5%
7 Eriksson, Gun	59 SWE	3:03.09	78.4%
8 Rocnakova, Miloslav	58 CZE	3:11.48	73.9%
W60 800m			
1 Michelsohn, Marie-L	61 USA	2:47.51	88.7%
2 Tomlinson, Magdalen	61 RSA	2:48.92	87.9%
3 Carlsen, Eva	62 NOR	3:02.70	82.9%
4 Harris, Frances	61 AUS	3:03.53	80.9%
5 Fernandez, Blanca	60 COL	3:30.48	69.2%
W65 800m			
1 Daprano, Jeanne	66 USA	2:52.23	95.4%
2 Eklund, Birgitta	65 SWE	2:53.52	92.8%
3 Lauricks, Ingrid	66 GER	3:19.01	82.5%
4 Harada, Mary	68 USA	3:20.32	85.3%
5 Espinosa, Fanny	66 COL	3:32.18	77.4%
6 Lobo, Ivone	66 POR	3:55.91	69.6%
7 Vasquez, Maria	66 GUA	4:02.61	67.7%
8 de Cabrera, Dolores	67 MEX	4:04.48	68.5%
W70 800m			
1 Home, Jean	70 CAN	3:12.82	92.4%
2 Miles, June	70 NZL	3:24.69	87.0%
3 Borovkova, Maria	70 RUS	3:30.72	84.5%
4 Wilson, Thelma	73 USA	3:47.50	84.3%
5 Helfenstein, Ruth	71 SUI	4:23.49	69.2%
W75 800m			
1 Onodera-Leonard, Su	75 USA	3:48.52	88.4%
2 Smalley, Nancy	76 USA	4:13.66	81.6%
3 Brasher, Shirley	76 AUS	4:16.49	80.7%
4 De Fontan, Emilia	78 COL	4:38.75	78.1%
W80 800m			
1 Adams, Louise	81 USA	5:00.21	78.4%
1500 METERS			
M40 1500m			
1 Hinton, John	41 USA	4:06.30	89.9%
2 LeBourne, Anselm	44 USA	4:12.46	90.3%
3 Egle, Mike	41 USA	4:13.13	87.5%
4 Friel, Vince	40 CAN	4:13.46	86.5%
5 Blanchot, Marc	40 FRA	4:17.21	85.3%
6 Morales, Jose	42 PUR	4:18.74	86.4%
7 Ruiz, Anthony	42 USA	4:19.05	86.3%
8 Holland, Richard	44 GBR	4:23.20	86.6%
M45 1500m			
1 Crossland, David	45 GBR	4:15.86	89.9%
2 Ortiz, Jorge	49 PUR	4:16.34	93.1%
3 Faucheur, Pierre	47 FRA	4:16.58	91.3%
4 Castillo, Roberto	46 USA	4:16.59	90.5%
5 Ruiz, Jose L.	45 PUR	4:17.44	89.4%
6 Mikkelsen, Trond	46 NOR	4:19.26	89.6%
7 Paterson, Stuart	46 AUS	4:24.43	87.8%
8 Vakine, Igor	48 RUS	4:26.31	88.8%
M50 1500m			
1 Cabral, Carlos	51 POR	4:21.94	92.8%
2 Archer, Kevin	50 GBR	4:24.23	91.2%
3 Loaiza, Carlos	52 COL	4:31.37	90.3%
4 Buettner, Rolf	52 GER	4:35.88	88.8%
5 Karkkainen, Heimo	52 FIN	4:38.60	88.0%
6 Valiant, Gordon	50 CAN	4:41.63	85.5%
7 Price, Roger	54 USA	4:41.98	88.5%
8 Guerrero, Alfredo	53 MEX	4:43.44	87.2%
M55 1500m			
1 Solomon, Kevin	56 AUS	4:33.52	92.8%
2 Vakkuri, Heikki	55 FIN	4:33.53	92.0%
3 Hermes, Alfred	56 GER	4:35.11	92.2%
4 Nolan, Harold	56 USA	4:35.88	

Continued from previous page

3 Borovkova, Maria 70 RUS 7:16.49 85.2%
W75 1500m
 1 Brasher, Shirley 76 AUS 9:05.82 74.3%
 2 De Fontan, Emilia 78 COL 9:32.05 74.1%
 3 Ohlb, Olena 79 UKR 11:05.03 65.3%
 4 Contreras, Beatriz 79 MEX 12:44.22 56.8%

W80 1500m
 1 Adams, Louise 81 USA 10:19.49 73.4%

5000 METERS

M40 5000m
 1 Lupianez, Antonio 42 ESP 15:18.48 89.3%
 2 Vizcarrondo, Angel 44 PUR 15:24.18 90.0%
 3 Spies, Manfred 41 AUT 15:30.28 87.5%
 4 Roberts, David 42 GBR 15:53.48 86.0%
 5 Valentin, Joerg 40 GER 15:54.51 84.7%
 6 Ceron, Pablo 44 MEX 15:54.82 87.1%
 7 Blanchot, Marc 40 FRA 16:03.80 83.9%
 8 Ceballos, Orlando 41 PUR 16:05.69 84.3%

M45 5000m
 1 Hopfner, Johann 46 GER 15:26.05 91.2%
 2 Costa, Julio 45 POR 15:30.95 90.0%
 3 Mikkelsen, Trond 46 NOR 15:47.78 89.1%
 4 Krempf, Marijan 48 SLO 15:49.96 90.3%
 5 Ordonez, Gabino 49 MEX 15:59.98 90.0%
 6 Mora, Luis 48 COL 16:31.24 86.5%
 7 Faucheur, Pierre 47 FRA 16:48.60 84.4%
 8 Golob, Ivan 48 SLO 16:50.83 84.8%

M50 5000m
 1 Thomas, Jean 54 FRA 17:08.04 87.6%
 2 Karkkainen, Heimo 52 FIN 17:08.28 86.1%
 3 Pires, Augusto 51 POR 17:14.49 84.9%
 4 Tani, Yoshio 50 JPN 17:17.42 84.0%
 5 Chaintrevil, Daniel 50 FRA 17:28.83 83.1%
 6 Ribeiro, Jose 52 POR 17:34.06 84.0%
 7 Fernandez, Luis R. 51 ESP 17:35.77 83.2%
 8 Lear, Graeme 50 NZL 17:36.31 82.5%

M55 5000m
 1 Van Noten, Omer 56 BEL 16:41.94 91.4%
 2 De la Camara, Emili 58 ESP 16:57.58 91.6%
 3 Solovyov, Victor 55 UKR 17:07.23 88.4%
 4 Romanov, Anatoly 56 RUS 17:07.66 89.1%
 5 Solomon, Kevin 56 AUS 17:09.79 88.9%
 6 Galbraith, Alan 59 NZL 17:25.74 90.0%
 7 Soler, Carlos 56 COL 17:28.43 87.4%
 8 Robayna, Lorenzo 55 ESP 17:34.94 86.1%

M60 5000m
 1 Sandery, Peter 62 AUS 17:54.75 90.1%
 2 Koch, Walter 63 GER 18:04.29 90.2%
 3 Borla, Bill 63 USA 18:05.44 90.1%
 4 Fleetwood, Miles 62 SWE 18:21.61 87.9%
 5 Rocca, Fernando 62 ITA 18:50.42 85.7%
 6 Schaffer, Ewald 62 AUT 19:00.47 84.9%
 7 Fujisaki, Toshihiro 63 JPN 19:05.85 85.4%
 8 Andersson, Bengt 62 SWE 19:10.73 84.2%

M65 5000m
 1 Aldegalega, Armando 65 POR 17:59.33 92.5%
 2 Prusygne, Anatol 66 UKR 18:04.48 93.1%
 3 Libra, Jiri 66 CZE 18:57.51 88.7%
 4 Remmele, Erwin 65 GER 19:39.23 84.6%
 5 Davies, Roger 68 CAN 20:01.09 85.9%
 6 Iacoboni, Oscar 65 ITA 20:24.85 81.5%
 7 Brennan, John 67 USA 20:27.24 83.2%
 8 Hlusicka, Josef 65 CZE 20:31.86 81.0%

M70 5000m
 1 Vicente, Francisco 70 POR 19:35.60 89.8%
 2 Buchar, Jan 70 CZE 20:46.09 84.8%
 3 Howarth, Derek 72 GBR 21:10.58 85.3%
 4 Hohmann, Leo 70 GER 21:35.18 81.5%
 5 Mielke, Alfred 71 GER 21:50.74 81.6%
 6 Pitcairn-Knowles, R 70 GBR 22:24.37 78.6%
 7 Himala, Aapo 71 FIN 22:43.56 78.4%
 8 Stuart, Ronald 71 AUS 24:56.14 71.5%

M75 5000m
 1 Igesund, Alf 75 NOR 23:04.32 81.4%
 2 De la Cruz, Manuel 75 ESP 23:41.85 79.3%
 3 Fortune, Bill 75 USA 24:31.72 76.6%
 4 Baudish, Hermann 77 GER 24:42.39 78.4%
 5 Alonso, Jose L. 75 PUR 25:37.51 73.3%
 6 Caddy, James 78 GBR 26:30.68 74.2%
 7 Franklin, Ron 75 GBR 27:27.32 68.4%
 8 O'Neil, Jim 78 USA 28:10.13 69.8%

M80 5000m
 1 Tamoi, Soichi 80 JPN 24:19.06 83.5%
 2 Tejada, Antonio 82 MEX 25:34.95 82.3%
 3 Velasco, Tomas 80 MEX 25:42.39 79.0%
 4 Pauwels, Emiel 84 BEL 29:18.31 74.7%
 5 Gomes, Adriano 80 POR 30:21.02 66.9%
 6 Silva, Antonio 81 POR 31:13.73 66.2%
 7 Johnson, James 80 GBR 35:55.89 56.5%
 8 Zelinka, Jiri 84 CZE 40:46.98 53.7%

M85 5000m
 1 Leyland, Les 86 CAN 35:27.38 64.5%
 2 Maisch, Dieter 85 GER 40:29.75 55.1%
 3 Wachs, Efrain 85 ARG 42:19.10 52.7%
 4 Healy, Dudley 89 USA 48:58.04 50.4%
W35 5000m
 1 Debaets, Corinne 39 BEL 16:54.29 88.6%
 2 Castro, Soledad 38 ESP 17:43.79 83.8%

3 Estes, Teresa 39 ESP 18:49.49 79.6%
 4 Ridley, Susan 37 GBR 18:59.11 77.7%
 5 Pidgeon, Jane 39 GBR 19:22.53 77.3%
 6 Del Rio, Rebeca 35 MEX 19:56.74 72.8%
 7 Schoeffel, Susanne 37 GER 21:59.18 67.1%
 8 Santos, Laura 38 MEX 22:15.82 66.7%

W40 5000m
 1 Heilig-Duventaester 42 GER 17:52.99 85.9%
 2 Piczulis, Krystyna 40 POL 17:56.96 84.2%
 3 De Jesus, Teresita 41 MEX 18:13.32 83.6%
 4 Creamer, Stacy 43 USA 18:47.07 82.4%
 5 Poznic, Slavica 43 SLO 19:56.37 77.7%
 6 Nava, Justina 43 MEX 20:15.61 76.4%
 7 Carleton, Christine 40 NZL 21:05.94 71.6%
 8 Marr, Lynne 42 GBR 21:12.96 72.4%

W45 5000m
 1 Carbo, Ilka 49 PUR 22:20.65 73.0%
 2 Brooks, Chrissie 49 GBR 24:28.66 66.7%

W50 5000m
 1 Zentner, Lidia 50 GER 19:15.53 85.5%
 2 Soranzo, Lucia 54 ITA 19:22.68 88.3%
 3 Lopez, Teresa 52 MEX 19:30.32 86.1%
 4 Rantakari, Helena 50 FIN 19:47.15 83.3%
 5 Siftar, Jozica 50 SLO 20:33.22 80.1%
 6 Darby, Anne 50 GBR 20:44.47 79.4%
 7 Huesler, Barbara 50 SUI 21:05.48 78.1%
 8 Staggi, Monica 51 AUT 21:07.14 78.7%

W55 5000m
 1 Auerback, Margaret 56 GBR 21:00.42 83.1%
 2 Novotna, Eva 55 CZE 21:03.56 82.1%
 3 Herzog, Ursula 56 GER 21:06.21 82.7%
 4 Cruz, Marisa 59 BRA 21:09.17 85.2%
 5 Findley, Linda 55 CAN 21:30.76 80.3%
 6 Puello, Siria 57 PUR 21:46.93 81.0%
 7 Guerrero, Gloria 58 ESP 22:43.65 78.5%
 8 Hovorkova, Milena 59 CZE 24:49.74 72.6%

W60 5000m
 1 Michelsohn, Marie-L 61 USA 20:50.23 88.4%
 2 Fleetwood, Gudrun 60 SWE 21:05.44 86.4%
 3 Flores, Maria 63 POR 21:57.26 85.9%
 4 Bensch, Heideleore 60 GER 22:22.25 81.4%
 5 Carlsen, Eva 62 NOR 23:05.84 80.7%
 6 Gil, Mari Jose 62 ESP 23:06.57 80.7%
 7 Rother, Helga 62 GER 26:20.76 70.7%
 8 Kessner, Adelheid 60 GER 26:31.16 68.7%

W65 5000m
 1 Eklund, Birgitta 65 SWE 22:33.31 85.6%
 2 Heyn, Ena 66 GBR 22:33.35 86.7%
 3 Mendiburo, Martha 65 MEX 24:17.74 79.5%
 4 Willerts, Elfriede 67 GER 25:21.16 78.2%
 5 Harada, Mary 68 USA 25:32.17 78.6%
 6 Bower, Jill 65 AUS 25:37.50 75.4%
 7 Espinosa, Fanny 66 COL 26:36.19 73.5%
 8 Restrepo, Mariela 68 COL 26:46.82 75.0%

W70 5000m
 1 Borovkova, Maria 70 RUS 26:43.58 77.2%
 2 Miles, June 70 NZL 26:48.93 76.9%

W75 5000m
 1 Brasher, Shirley 76 AUS 34:03.10 66.6%
 2 De Fontan, Emilia 78 COL 38:12.72 61.5%
 3 Angelis, Ruth 75 GER 38:54.33 57.2%

W80 5000m
 1 Adams, Louise 81 USA 36:21.99 68.5%

W85 5000m
 1 Haines, Mary 88 USA 1:02:02.23 48.1%

8K X-C
M40 8000m
 1 Lupianez, Antonio 42 ESP 25:53.00 86.4%
 2 Ceron, Pablo 44 MEX 26:41.00 85.1%
 3 Egle, Mike 41 USA 26:52.00 82.7%
 4 Valentin, Joerg 40 GER 26:54.00 82.0%
 5 Oliveras, Maximo 41 PUR 27:32.00 80.7%
 6 Diaz, Israel 43 PUR 28:16.00 79.7%
 7 Villafrales, Fabio 43 COL 28:40.00 78.6%
 8 Tovar, Pedro 44 VEN 29:17.00 77.5%

M45 8000m
 1 Costa, Julio 45 POR 25:43.00 88.9%
 2 Hopfner, Johann 46 GER 25:56.00 88.8%
 3 Ordonez, Gabino 49 MEX 27:20.00 86.3%
 4 Casey, Joe 47 NZL 27:42.00 83.8%
 5 Mora, Luis 48 COL 27:44.00 84.4%
 6 Golob, Ivan 48 SLO 27:53.00 83.9%
 7 Ramon, Domingo 45 ESP 28:09.00 81.2%
 8 Dent, Alan 46 GBR 29:09.00 79.0%

M50 8000m
 1 Pires, Augusto 51 POR 28:58.00 82.7%
 2 Lear, Graeme 50 NZL 29:04.00 81.8%
 3 Drolet, Normand 50 CAN 29:37.00 80.2%
 4 Rosario, Francisco 52 PUR 29:54.00 80.8%
 5 Fernandez, Luis R. 51 ESP 30:08.00 79.5%
 6 Ribeiro, Jose 52 POR 30:14.00 79.9%
 7 Price, Roger 54 USA 30:19.00 81.0%
 8 Ortiz, Manuel 50 PUR 30:26.00 78.1%

M55 8000m
 1 Van Noten, Omer 56 BEL 28:43.00 87.0%
 2 De la Camara, Emili 58 ESP 28:51.00 88.2%
 3 Chavez, Rufino 56 BOL 28:53.00 86.5%
 4 Hermes, Alfred 56 GER 29:21.00 85.1%
 5 Ahrens, Wolfgang 56 GER 29:30.00 84.7%

6 Soler, Carlos 56 COL 29:36.00 84.4%
 7 Rivera, Miguel 57 PUR 30:15.00 83.4%
 8 Mueller, Heinz 55 GER 30:32.00 81.1%

M60 8000m
 1 Lessing, Peter 62 GER 29:28.00 89.7%
 2 Sandery, Peter 62 AUS 29:53.00 88.4%
 3 Koch, Walter 63 GER 30:26.00 87.7%
 4 Rocca, Fernando 62 ITA 30:40.00 86.2%
 5 Fleetwood, Miles 62 SWE 31:07.00 84.9%
 6 Andersson, Bengt 62 SWE 31:58.00 82.7%
 7 Smith, Michael 60 GBR 32:35.00 79.5%
 8 Steine, Ludvik 61 CZE 32:50.00 79.7%

M65 8000m
 1 Aldegalega, Armando 65 POR 30:35.00 89.1%
 2 Diaz, Fidel 65 MEX 31:01.00 87.8%
 3 Libra, Jiri 66 CZE 31:59.00 86.1%
 4 Rosales, Manuel 67 ESP 32:26.00 85.9%
 5 Remmele, Erwin 65 GER 33:02.00 82.5%
 6 Iacoboni, Oscar 65 ITA 33:56.00 80.3%
 7 Hlusicka, Josef 65 CZE 33:58.00 80.2%
 8 Hana, Kvetoslav 66 CZE 34:35.00 79.6%

M70 8000m
 1 Vicente, Francisco 70 POR 33:10.00 86.9%
 2 Valdemarsson, Ari 70 NOR 36:14.00 79.5%
 3 Buchar, Jan 70 CZE 36:21.00 79.3%
 4 Hohmann, Leo 70 GER 36:30.00 79.0%
 5 Howarth, Derek 72 GBR 37:08.00 79.6%
 6 Mielke, Alfred 71 GER 37:49.00 77.2%
 7 Matzner, Karel 74 CZE 39:43.00 76.4%
 8 De Leon, Juan 72 PUR 41:55.00 70.5%

M75 8000m
 1 Fortune, Bill 75 USA 41:57.00 73.3%
 2 Baudish, Hermann 77 GER 42:14.00 75.1%
 3 Torres Rosa, Luis 75 PUR 43:08.00 71.3%
 4 Vetter, Joachim 75 GER 43:29.00 70.7%
 5 O'Neil, Jim 78 USA 45:09.00 71.3%
 6 Franklin, Ron 75 GBR 45:55.00 67.0%
 7 Niilonen, Veijo 77 FIN 47:08.00 67.3%
 8 McDonald, Thomas 79 USA 48:11.00 67.9%

M80 8000m
 1 Tejada, Antonio 82 MEX 43:26.00 79.4%
 2 Pauwels, Emiel 84 BEL 48:48.00 73.4%
 3 Gomes, Adriano 80 POR 53:10.00 62.5%
 4 Karesniemi, Taro 80 FIN 55:37.00 59.8%
 5 Silva, Antonio 81 POR 55:49.00 60.6%
 6 Johnson, James 80 GBR 1:01:40.00 53.9%
 7 Genadry, Francois 80 LIB 1:18:43.00 42.2%

M85 8000m
 1 Wachs, Efrain 85 ARG 1:14:27.00 49.1%

W35 8000m
 1 Debaets, Corinne 39 BEL 29:48.00 82.3%
 2 Castro, Soledad 38 ESP 30:10.00 80.6%
 3 Estes, Teresa 39 ESP 31:45.00 77.2%
 4 Stare, Katarina 35 SLO 33:07.00 71.7%
 5 Pidgeon, Jane 39 GBR 33:20.00 73.5%
 6 Del Rio, Rebeca 35 MEX 35:00.00 67.8%
 7 Santos, Laura 38 MEX 38:06.00 63.8%
 8 Nordas, Randi 35 NOR 39:29.00 60.1%

W40 8000m
 1 Rubini, Loretta 42 ITA 33:11.00 75.7%
 2 Poznic, Slavica 43 SLO 34:08.00 74.2%
 3 Nava, Justina 43 MEX 34:27.00 73.5%
 4 Garcia, Irma 44 MEX 34:56.00 73.1%
 5 Munoz, Maria C. 41 MEX 35:53.00 69.4%
 6 Carleton, Christine 40 NZL 36:24.00 67.9%
 7 Daza, Elsa 44 PER 37:01.00 69.0%
 8 Marr, Lynne 42 GBR 37:22.00 67.2%

W45 8000m
 1 Hendrickx, Octavie 48 BEL 34:40.00 76.3%
 2 Mampel, Maria L. 45 ESP 36:28.00 70.7%
 3 Legoff, Sofia 47 MEX 39:04.00 67.1%
 4 Wahlberg, Eva 48 SWE 39:55.00 66.3%
 5 Sanchez, Rosalinda 45 MEX 43:00.00 59.9%
 6 Reid, Janice 45 USA 47:04.00 54.7%
 7 Perez, Adrin 46 PUR 47:23.00 54.9%
 8 Van Hauwerheiren, R 47 BEL 51:55.00 50.5%

W50 8000m
 1 De St Croix, Maureen 50 CAN 30:43.00 87.7%
 2 Soranzo, Lucia 54 ITA 31:33.00 88.7%
 3 Rantakari, Helena 50 FIN 32:59.00 81.7%
 4 Izquierdo, Marga 50 ESP 36:12.00 74.4%
 5 Staggi, Monica 51 AUT 36:25.00 74.7%
 6 Rosa, Mirna 52 PUR 36:27.00 75.3%
 7 Waru, Sue 54 NZL 36:49.00 76.0%
 8 Buyle, Marie-Jeanne 51 BEL 37:08.00 73.2%

W55 8000m
 1 Cruz, Marisa 59 BRA 35:37.00 82.8%
 2 Findley, Linda 55 CAN 35:46.00 79.0%
 3 Novotna, Eva 55 CZE 36:00.00 78.5%
 4 Mc Nelis, Evelyn 57 IRL 36:38.00 78.8%
 5 Jancekova, Anezka 56 CZE 37:09.00 76.9%
 6 Guerrero, Gloria 58 ESP 38:15.00 76.2%
 7 Rocnakova, Miloslav 58 CZE 39:24.00 74.0%
 8 Puello, Siria 57 PUR 39:51.00 72.4%

W60 8000m
 1 Fleetwood, Gudrun 60 SWE 35:17.00 84.4%
 2 Flores, Maria 63 POR 37:04.00 83.2%
 3 Bensch, Heideleore 60 GER 37:45.00 78.9%
 4 Carlsen, Eva 62 NOR 38:57.00 78.3%
 5 Gil, Mari Jose 62 ESP 39:41.00 76.8%

6 Turosz, Zofia 64 POL 44:07.00 70.7%
 7 Rother, Helga 62 GER 44:12.00 69.0%
 8 Cushen, Bridget 62 GBR 44:14.00 68.9%

W65 8000m
 1 Heyn, Ena 66 GBR 37:20.00 85.7%
 2 Eklund, Birgitta 65 SWE 37:21.00 84.6%
 3 Mendiburo, Martha 65 MEX 42:14.00 74.8%
 4 Willerts, Elfriede 67 GER 42:22.00 76.5%
 5 Bower, Jill 65 USA 43:38.00 72.4%
 6 Harada, Mary 68 USA 43:43.00 75.1%
 7 Restrepo, Mariela 68 COL 46:37.00 70.4%
 8 Urrutia-Morales, Sa 66 CHL 48:19.00 66.2%

W70 8000m
 1 Zuniga, Albertina 70 CHL 42:28.00 79.4%
 2 Miles, June 70 NZL 45:44.00 73.8%
 3 Wilson, Thelma 73 USA 46:53.00 75.3%
 4 Borovkova, Maria 70 RUS 47:06.00 71.6%
 5 Helfenstein, Ruth 71 SUI 51:30.00 66.5%
 6 Anderson, Ruth 73 USA 59:33.00 59.2%

W75 8000m
 1 Smalley, Nancy 76 USA 57:58.00 63.9%
 2 Brasher, Shirley 76 AUS 58:52.00 62.9%

W80 8000m
 1 Adams, Louise 81 USA 1:07:56.00 59.9%

10,000 METERS
M40 10000m
 1 Lupianez, Antonio 42 ESP 33:05.57 85.4%
 2 Vizcarrondo, Angel 44 PUR 33:07.40 86.6%
 3 Roberts, David 42 GBR 33:24.14 84.6%
 4 Valentin, Joerg 40 GER 33:37.56 82.8%
 5 Villafrales, Fabio 43 COL 34:23.68 82.3%
 6 Stringer, Stephen 44 NZL 36:17.43 79.0%
 7 Buikema, Lukas 41 NED 37:42.26 74.4%
 8 Harding, David 43 USA 38:06.04 74.7%

M45 10000m
 1 Hopfner, Johann 46 GER 31:59.93 91.0%
 2 Costa, Julio 45 POR 32:57.85 87.6%
 3 Krempf, Marijan 48 SLO 34:15.76 86.3%
 4 Mora, Luis 48 COL 34:23.68 86.0%
 5 Ordonez, Gabino 49 MEX 34:40.79 85.9%
 6 Dent, Alan 46 GBR 35:26.75 82.1%
 7 Cushman, Thomas 49 USA 36:15.00 82.2%
 8 Ramos, Jorge 47 USA 36:59.82 79.3%

M50 10000m
 1 Tani, Yoshio 50 JPN 36:34.90 82.1%
 2 Pires, Augusto 51 POR 36:51.90 82.1%
 3 Thomas, Jean 54 FRA 37:03.08 83.7%
 4 Lear, Graeme 50 NZL 37:47.14 79.4%
 5 Vega, Radames 53 PUR 38:01.68 80.9%
 6 Price, Roger 54 USA 38:24.27 80.8%
 7 Guerrero, Alfredo 53 MEX 38:39.06 79.6%
 8 Chaintrevil, Daniel 50 FRA 38:48.63 77.3%

M55 10000m
 1 De la Camara, Emili 58 ESP 35:58.18 89.4%
 2 Van Noten, Omer 56 BEL 35:58.67 87.7%
 3 Chavez, Rufino 56 BOL 36:24.10 86.7%
 4 Soler, Carlos 56 COL 36:51.55 85.6%
 5 Mueller, Heinz 55 GER 37:44.06 82.9%
 6 Robayna, Lorenzo 55 ESP 37:58.75 82.9%
 7 Romanov, Anatoly 56 RUS 38:35.73 81.8%
 8 Sousa, Devaldino 58 BRA 38:56.34 82.5%

M60 10000m
 1 Lessing, Peter 62 GER 36:57.90 90.3%
 2 Kanekiyo, Hideki 62 JPN 37:25.48 89.2%
 3 Koch, Walter 63 GER 37:30.92 89.9%
 4 Sandery, Peter 62 AUS 37:40.55 88.6%
 5 Borla, Bill 63 USA 37:58.75 88.8%
 6 Rocca, Fernando 62 ITA 38:13.84 87.3%
 7 Fleetwood, Miles 62 SWE 38:18.11 87.2%
 8 Fujisaki, Toshihiro 63 JPN 40:23.03 83.5%

M65 10000m
 1 Aldegalega, Armando 65 POR 38:47.63 88.7%
 2 Prusygne, Anatol 66 UKR 39:09.70 88.9%
 3 Rosales, Manuel 67 ESP 40:31.41 86.8%
 4 Remmele, Erwin 65 GER 41:06.93 83.7%
 5 Libra, Jiri 6

Continued from previous page

4 Silva, Antonio	81 POR	1:08:52.10	62.1%
5 Johnson, James	80 GBR	1:16:26.20	54.9%
M85 10000m			
1 Wachs, Efrain	85 ARG	1:30:21.21	51.1%
W35 10000m			
1 Castro, Soledad	38 ESP	37:03.27	82.8%
2 Ridley, Susan	37 GBR	39:59.55	76.1%
3 Del Rio, Rebeca	35 MEX	42:07.27	71.2%
W40 10000m			
1 Pieczulis, Krystyna	40 POL	37:41.50	82.8%
2 De Jesus, Teresita	41 MEX	38:05.41	82.6%
3 Nava, Justina	43 MEX	42:57.69	74.4%
4 Carleton, Christine	40 NZL	45:35.69	68.4%
5 Daza, Elsa	44 PER	46:32.72	69.3%
W45 10000m			
1 Brooks, Chrissie	49 GBR	53:06.89	63.4%
W50 10000m			
1 Lopez, Teresa	52 MEX	40:41.16	85.2%
2 Soranzo, Lucia	54 ITA	40:48.16	86.6%
3 Rantakari, Helena	50 FIN	41:36.80	81.7%
4 Siftar, Jozica	50 SLO	43:41.71	77.8%
5 Waru, Sue	54 NZL	44:25.42	79.5%
6 Rogers, Rosa	50 USA	46:23.29	73.3%
W55 10000m			
1 Novotna, Eva	55 CZE	44:35.22	80.0%
2 Cruz, Marisa	59 BRA	44:41.10	83.2%
3 Mc Nelis, Evelyn	57 IRL	45:05.38	80.8%
4 Herzog, Ursula	56 GER	45:59.16	78.4%
5 Janeckova, Anezka	56 CZE	48:50.66	73.8%
6 Kasparova, Jana	55 CZE	50:38.60	70.4%
7 Hovorkova, Milena	59 CZE	50:53.12	73.1%
8 Teevali, Leili	56 EST	54:53.87	65.6%
W60 10000m			
1 Fleetwood, Gudrun	60 SWE	45:37.09	82.4%
2 Flores, Maria	63 POR	46:48.58	83.1%
3 Bensch, Heidegrete	60 GER	47:06.00	79.8%
4 Matsumoto, Hatsue	61 JPN	56:09.89	67.7%
5 Meulensy, Nadia	62 BEL	57:12.64	67.2%
6 Kessner, Adelheid	60 GER	57:25.58	65.5%
7 Cushen, Bridget	62 GBR	58:04.42	66.2%
8 Camargo, Edilia	64 PAN	59:50.96	65.8%
W65 10000m			
1 Eklund, Birgitta	65 SWE	48:02.86	82.9%
2 Heyn, Ena	66 GBR	48:19.55	83.5%
3 Mendiburo, Martha	65 MEX	52:20.79	76.1%
4 Willerts, Elfriede	67 GER	54:19.99	75.2%
5 Bower, Jill	65 USA	56:31.54	70.5%
6 Restrepo, Mariela	68 COL	57:27.78	72.1%
7 Vasquez, Maria	66 GUA	1:10:48.82	57.0%
W70 10000m			
1 Zuniga, Albertina	70 CHL	52:45.23	80.7%
1 Lucass, Lynette	76 TRI	1:11:52.43	63.9%
2 Borovkova, Maria	70 RUS	59:41.13	71.3%
3 Helfenstein, Ruth	71 SUI	1:03:51.24	67.6%
80M HURDLES			
M70 80m Hurdles			
1 Stookey, James	73 USA	13.70	97.8%
2 Bonifield, Lowell	70 USA	14.07	92.3%
3 Kandeydi, Hikmet	70 TUR	14.11	92.0%
4 Przyborowski, Jerzy	73 POL	14.71	91.0%
5 Popov, Vladimir	70 RUS	14.76	88.0%
6 Benning, Leo	70 RSA	16.51	78.6%
M75 80m Hurdles			
1 Sochor, Chuck	75 USA	16.00	85.5%
2 Larsen, Melvin	79 USA	16.58	85.8%
3 Flores, Washinton	77 URU	16.73	83.3%
4 Dobriban, Geza	75 HUN	17.51	78.1%
5 Hoilo, Suein	75 NOR	19.15	71.4%
6 Delgado, Hugo	79 PER	19.70	72.2%
7 Meyer, Guenter	75 GER	20.00	68.4%
M80 80m Hurdles			
1 Tanaka, Juji	80 JPN	16.05	93.4%
2 Sobrero, Bruno	82 ITA	18.46	86.1%
3 Ishida, Massao	82 BRA	22.93	69.3%
W40 80m Hurdles			
1 Moritz, Anke	44 GER	11.61	100.1%
2 Laing, Manndy	43 GBR	11.80	97.5%
3 Laing, Wendy	40 GBR	12.21	91.4%
4 Stagles, Sally	42 GBR	12.26	92.9%
5 Peto, Zsuzsanna	42 AUT	12.38	92.0%
6 Clarke, Gaye	42 GBR	12.84	88.7%
7 Barker, Hazel	43 GBR	13.16	87.4%
8 Kolhom, Patsy	40 NED	13.20	84.5%
W45 80m Hurdles			
1 Raaflaub, Ruth	45 SUI	12.60	93.3%
2 Conceicao, Geremias	46 BRA	12.67	93.7%
3 Filer, Carole	47 GBR	13.02	92.0%
4 Thompson, Irene	49 USA	13.34	91.6%
5 Paris, Vilma	47 PUR	14.47	82.8%
6 Bollini, Graciela	48 ARG	15.46	78.3%
7 Diez, Maria	48 ARG	16.35	74.0%
8 Caldova, Milada	48 CZE	16.42	73.7%
W50 80m Hurdles			
1 Wlodarczyk, Anna	52 POL	12.98	91.5%
2 Lawson, Janet	50 GBR	13.61	85.3%
3 Perkins, Wilma	53 USA	14.33	83.8%
4 Carvalho, Helena	52 POR	15.60	76.1%

5 Cochrane, Nancy	51 CAN	15.78	74.4%
6 Howarth, Anne-Grete	51 GBR	18.67	62.8%
W55 80m Hurdles			
1 Raschker, Phil	56 USA	13.48	92.2%
2 Rivenes, Grete	55 NOR	14.32	85.9%
3 Daehler, Margaritha	55 SUI	14.70	83.7%
4 Kokkonen, Terhi	56 FIN	15.20	81.8%
5 Foerster, Karin	56 GER	15.28	81.4%
6 Hill, Michael	56 USA	16.31	76.2%
7 Goldmann, Ana	55 ARG	17.35	70.9%
W60 80m Hurdles			
1 Maier, Marianne	60 AUT	13.94	86.0%
2 Kuemmerle-Valk, Fri	62 GER	14.01	91.4%
3 Dijkman, Rietje	64 NED	14.51	94.6%
4 Tomlinson, Magdalen	61 RSA	14.75	84.0%
5 Wale, Elise	61 NOR	16.14	76.7%
6 Charles, Jacqueline	61 GBR	17.07	72.5%
7 Ah-Kang, Sylvie	64 MRI	21.49	63.9%
W65 80m Hurdles			
1 Schott, Ingeborg	65 GER	15.01	94.9%
2 Werner, Hella	67 GER	16.91	89.1%
3 Jordan, Barbara	67 USA	17.23	87.4%
4 Graham, Carina	67 GBR	17.42	86.5%
W70 80m Hurdles			
1 Koshikawa, Hideko	70 JPN	18.25	90.4%
2 Mjelde, Gerd	70 NOR	18.39	89.7%
3 Enarsson, Elsa	72 SWE	19.44	89.1%
W75 80m Hurdles			
1 Hofmeyr, Isabel	75 RSA	20.04	93.5%
2 Valien, Johnnye	77 USA	23.87	84.8%
100M HURDLES			
M50 100m Hurdles			
1 Kemp, Steve	50 USA	14.72	90.0%
2 Wells, Tony	54 GBR	14.81	94.6%
3 Thompson, Peter	53 GBR	14.84	93.0%
4 Jacquet-Acea, Russe	50 USA	15.20	87.1%
5 Meier, Albert	50 SUI	15.21	87.1%
6 Toman, Ludvik	53 CZE	16.00	86.3%
7 Mielle, Eric	50 FRA	16.66	79.5%
M55 100m Hurdles			
1 Brinker, Kenneth	56 USA	15.33	93.8%
2 Kacar, Murat	57 TUR	15.53	93.8%
3 Johnston, Frederick	57 USA	15.79	92.3%
4 Suominen, Harri	57 FIN	16.19	90.0%
5 Oback, Bjorn	58 SWE	19.26	76.7%
M60 100m Hurdles			
1 Viltz, Theo	60 USA	15.49	92.4%
2 Pawlik, Emil	64 USA	15.98	95.4%
3 Stevenson, Michael	62 AUS	16.55	89.2%
4 Knocke, Bill	63 USA	17.06	87.9%
5 Geertgens, Douglas	60 USA	17.15	83.5%
6 Lemos, Antonio	60 BRA	17.73	80.7%
7 Riquelme, Guido	61 CHL	17.79	81.7%
8 Schaefer, Horst	62 GER	18.51	79.7%
M65 100m Hurdles			
1 Bellas, Ioannis	66 GRE	17.54	89.6%
2 Miekautsch, Hans	65 RSA	17.84	86.9%
3 Skramstad, Knut	66 NOR	18.24	86.2%
4 Bertolissi, Enzo	66 ITA	19.23	81.8%
5 Cabrera, Cesar	66 ARG	19.26	81.6%
6 Bowman, Tony	67 GBR	20.78	76.8%
W35 100m Hurdles			
1 Krepkina, Valentina	37 UKR	15.43	81.7%
2 Wiederkehr, Claudia	36 SUI	15.53	80.7%
3 Stewart, Olivia	38 AUS	15.99	79.3%
4 Wrzesniok, Kornelia	37 GER	16.21	77.7%
5 Naylor, Janet	37 AUS	18.73	67.3%
110M HURDLES			
M40 110m Hurdles			
1 Ashford, Dave	40 USA	13.73	98.3%
2 Smith, Karl	43 JAM	14.24	97.1%
3 Patterson, Glenn	41 USA	14.61	93.1%
4 Wilkinson, Des	40 GBR	15.30	88.2%
5 Hayrapetyan, Gerasi	44 ARM	16.02	87.1%
6 Patry, Marc	42 FRA	16.10	85.2%
7 Reddington, Glen	40 GBR	16.21	83.2%
8 Drabben, Helmut	44 NED	16.98	82.2%
M45 110m Hurdles			
1 X, Leece	46 USA	16.05	88.4%
2 Coker, Michael	46 GBR	16.14	87.9%
3 Vinderola, Oscar	46 ARG	20.06	70.7%
4 Febres, Santos	49 PUR	20.19	71.9%
300M HURDLES			
M60 300m Hurdles			
1 Morioka, Harold	60 CAN	45.33	92.5%
2 Stevenson, Michael	62 AUS	46.19	92.9%
3 Geertgens, Douglas	60 USA	46.54	90.0%
4 Badowski, Tony	60 CAN	46.56	90.0%
5 Hamaekers, Arno	63 GER	46.98	92.4%
6 Pawlik, Emil	64 USA	47.00	93.5%
7 Kostro, Wlodzimierz	60 POL	48.64	86.2%
M65 300m Hurdles			
1 Kirkpatrick, Ronald	65 USA	49.53	89.9%
2 Trondset, Tor	67 SWE	49.71	91.9%
3 Bowman, Tony	67 GBR	50.05	91.3%
4 Miekautsch, Hans	65 RSA	51.36	86.7%
5 Rizzo, Richard	66 USA	52.04	86.7%

6 Solvberg, Kjartan	66 NOR	54.57	82.6%
7 Marchlowitz, Karl-H	65 GER	54.59	81.5%
8 Sharma, Dev	67 CAN	54.99	83.1%
M70 300m Hurdles			
1 Fee, Earl	74 CAN	50.78	99.9%
2 Bonifield, Lowell	70 USA	51.45	92.6%
3 Przyborowski, Jerzy	73 POL	54.54	91.6%
4 Stookey, James	73 USA	54.61	91.4%
5 Archeval, Felix	73 PUR	55.44	90.1%
6 Koet, Arend	72 NED	55.65	88.3%
7 Robinson, Will	72 USA	57.54	85.4%
8 Reis, Jose	72 POR	1:09.37	70.8%
M75 300m Hurdles			
1 Krenzer, Heinz	76 GER	56.95	92.2%
2 Delgado, Hugo	79 PER	1:00.00	92.7%
3 Sochor, Chuck	75 USA	1:02.18	83.0%
4 Hoilo, Suein	75 NOR	1:08.20	75.6%
5 Cano, Luis	75 PUR	1:09.82	73.9%
6 Meyer, Guenter	75 GER	1:14.03	69.7%
M80 300m Hurdles			
1 Skrivervik, Gudmund	82 NOR	1:07.30	88.2%
2 Ishida, Massao	82 BRA	1:14.00	80.2%
W50 300m Hurdles			
1 Kraeche, Waltraud	54 GER	52.67	87.0%
2 Reknes, Bjorg	50 NOR	53.90	81.1%
3 Trott, Rhona	54 CAN	54.83	83.6%
4 Jerman, Ana	51 SLO	57.63	76.8%
5 Carvalho, Helena	52 POR	59.87	74.8%
6 Gohlisch, Gabriele	51 GER	1:01.67	71.7%
W55 300m Hurdles			
1 Allison, Marge	58 AUS	51.71	93.1%
2 Kokkonen, Terhi	56 FIN	54.31	86.5%
3 Foerster, Karin	56 GER	57.23	82.0%
4 McCormick, Carolyn	56 USA	1:01.78	76.0%
5 Fujiwara, Chikako	55 JPN	1:15.03	61.8%
W60 300m Hurdles			
1 Tomlinson, Magdalen	61 RSA	54.25	92.4%
2 Dijkman, Rietje	64 NED	55.75	93.9%
3 Sauer, Erika	63 GER	57.15	90.3%
4 Harris, Frances	61 AUS	1:01.98	80.9%
5 Ah-Kang, Sylvie	64 MRI	1:16.62	68.3%
W65 300m Hurdles			
1 Jordan, Barbara	67 USA	1:05.26	84.0%
2 Tang Wing, Monica	66 TRI	1:06.94	80.6%
3 Werner, Hella	67 GER	1:11.30	76.9%
W70 300m Hurdles			
1 Mjelde, Gerd	70 NOR	1:11.67	80.4%
400M HURDLES			
M40 400m Hurdles			
1 Gatling, Darnell	43 USA	54.93	94.9%
2 Blanco, Manuel	44 ESP	56.35	93.4%
3 Hodge, Danny	40 GBR	58.45	86.7%
4 Rivera, Jorge	40 PUR	1:02.00	81.8%
5 Gonzalez, Carlos	41 PUR	1:03.55	80.5%
6 Plummer, Craig	44 USA	1:16.13	69.2%
7 Rodriguez, Ricardo	44 MEX	1:19.36	66.3%
M45 400m Hurdles			
1 Colon, Pablo	47 PUR	59.71	90.9%
2 Grissmer, Bernhard	47 GER	1:00.25	90.0%
3 Coker, Michael	46 GBR	1:01.24	87.7%
4 Ovstus, Oystein	45 NOR	1:05.78	80.8%
5 Vinderola, Oscar	46 ARG	1:10.62	76.0%
6 Sharp, Darrell	45 USA	1:13.37	72.5%
7 Beca, Antonio	46 POR	1:17.99	68.8%
M50 400m Hurdles			
1 Stevenson, Robert	50 GBR	59.81	92.4%
2 Kemp, Steve	50 USA	1:01.13	90.4%
3 Cheadle, William	50 USA	1:01.71	89.5%
4 Meier, Albert	50 SUI	1:02.38	88.6%
5 Berquist, Brian	50 CAN	1:05.36	84.5%
6 Wells, Tony	54 GBR	1:06.11	87.3%
M55 400m Hurdles			
1 Urli, Sandro	55 ITA	1:04.35	90.7%
2 Callaghan, Maurice	57 NZL	1:05.22	91.7%
3 Suominen, Harri	57 FIN	1:05.97	90.6%
4 Judson, Fred	57 CAN	1:07.87	88.1%
5 Baker, Robert	57 USA	1:08.38	87.4%
6 Majauskas, Vytas	57 LIT	1:08.45	87.3%
7 Normando, Cesar	57 BRA	1:13.50	81.3%
8 Poncin, Francois	58 FRA	1:15.20	80.4%
W35 400m Hurdles			
1 Morris, Alethea	38 USA	1:03.13	89.5%
2 Axford, Clare	39 GBR	1:06.21	86.2%
3 Lepik, Kersti	38 EST	1:09.55	81.2%
4 Stewart, Olivia	38 AUS	1:13.76	76.6%
W40 400m Hurdles			
1 Santos, Maria	43 BRA	1:02.39	95.5%
2 Soo, Chong Peng	41 MAS	1:06.98	87.0%
3 Peto, Zsuzsanna	42 AUT	1:07.31	87.5%
4 Stagles, Sally	42 GBR	1:08.53	86.0%
5 Clarke, Gaye	42 GBR	1:15.57	78.0%
W45 400m Hurdles			
1 Sanguos, Maria	48 ESP	1:09.72	90.4%
2 Filer, Carole	47 GBR	1:11.96	86.6%
3 Thompson, Irene	49 USA	1:12.36	88.1%
4 Paris, Vilma	47 PUR	1:17.14	80.8%
5 Diez, Maria	48 ARG	1:32.41	68.2%

2000M STEEPLECHASE

M60 2000m SC			
1 Schaffer, Ewald	62 AUT		

Continued from previous page

- 4 Rojas, Francisco 56 CHL 11:43.43 86.9%
5 Javier, Ramon 55 DOM 14:15.50 70.6%

MARATHON

M40 Marathon

- 1 Rivera, Ramon 43 PUR 2:44:40.00 80.0%
2 Voortman, Gerrit 40 NED 2:46:23.00 77.5%
3 Piskur, Benjamin 40 SLO 2:46:39.00 77.3%
4 Viruet, Elson 42 PUR 2:49:05.01 77.3%
5 Loudine, Alexei 43 RUS 2:51:45.01 76.7%
6 Boada, Josep 41 ESP 2:55:35.01 73.9%
7 Guzman, Samuel 41 PUR 2:56:19.01 73.6%
8 Ortiz, José 41 PUR 2:59:28.01 72.3%

M45 Marathon

- 1 Dubois, Remi 46 FRA 2:49:43.01 79.3%
2 Golob, Ivan 48 SLO 2:53:03.01 79.0%
3 Calderwood, Stuart 45 USA 2:57:55.01 75.1%
4 Ramirez, Julio 47 COL 3:01:42.01 74.7%
5 Castellanos, Eduard 49 VEN 3:04:21.01 74.7%
6 Garcia, Ramon 48 PUR 3:12:37.01 71.0%
7 Davila, Rafael 48 PUR 3:13:25.01 70.7%
8 Nieto, Jose 47 COL 3:13:35.01 70.1%
M50 Marathon
1 Ortiz, Manuel 50 PUR 2:57:40.01 78.1%
2 Chaintrevil, Daniel 50 FRA 2:58:09.01 77.9%
3 Dallas, Calvin 51 ISV 2:58:46.01 78.3%
4 Lear, Graeme 50 NZL 3:04:25.01 75.3%
5 Ojeda, Jose 51 ESP 3:15:03.01 71.8%
6 Velez, Jorge 50 COL 3:17:17.01 70.4%
7 Harjoc, Vasile 50 ROM 3:20:00.01 69.4%
8 Mendez, Sadot 51 PUR 3:21:53.01 69.3%

M55 Marathon

- 1 Blomgren, Karl-Erik 55 FIN 2:59:21.01 80.7%
2 Ahrens, Wolfgang 56 GER 3:02:13.01 80.1%
3 Carroll, Alan 56 GBR 3:02:28.01 80.0%
4 Malnar, Alojz 56 SLO 3:16:06.01 74.4%
5 Jakobsson, Lars 55 SWE 3:18:06.01 73.0%
6 Brown, Douglas 58 USA 3:27:51.01 71.5%
7 Argueta, Carlos 58 GUA 3:27:54.01 71.5%
8 Rivera, Jorge 55 USA 3:33:35.01 67.7%

M60 Marathon

- 1 Lessing, Peter 62 GER 3:02:18.01 84.6%
2 Kanekiyo, Hideki 62 JPN 3:08:12.01 82.0%
3 Barreneche, Herman 63 COL 3:22:15.01 77.0%
4 Fujisaki, Toshihiro 63 JPN 3:25:15.01 75.9%
5 Lopez, Juan 62 MEX 3:28:28.01 74.0%
6 Nadbah, Vladimir 64 RUS 3:29:20.01 75.2%
7 Sanden, Gunnar 63 ISV 3:32:53.01 73.2%
8 Seiler, Peter 63 GER 3:46:22.01 68.8%

M65 Marathon

- 1 Prusynue, Anatol 66 UKR 3:09:05.01 85.0%
2 Libra, Jiri 66 CZE 3:10:26.01 84.4%
3 Remmele, Erwin 65 GER 3:16:47.01 80.8%
4 Rosales, Manuel 67 ESP 3:19:27.01 81.5%
5 Plessner, Kurt 65 GER 3:24:09.01 77.9%
6 Balaguer, Vicente 66 ESP 3:24:39.01 78.5%
7 Gruenig, Wilhelm 65 GER 3:30:28.01 75.5%
8 Rohn, Horst 65 GER 3:44:22.01 70.8%

M70 Marathon

- 1 Mielke, Alfred 71 GER 3:41:34.01 76.8%
2 Hohmann, Leo 70 GER 3:46:30.01 74.2%
3 Gillis, Malcolm 70 USA 3:48:28.01 73.6%
4 Stahlke, Wolfgang 70 GER 4:33:24.01 61.5%
5 Thompson, Bebsi 71 JAM 4:34:03.01 62.1%

M75 Marathon

- 1 Niilonen, Veijo 77 FIN 5:06:19.01 60.3%
2 Kivioja, Olli 78 FIN 6:03:34.01 51.6%

M80 Marathon

- 1 Valdes, Desiderio 82 MEX 6:17:42.01 53.1%

W35 Marathon

- 1 Del Rio, Rebeca 35 MEX 3:42:12.01 62.4%
2 Mora, Maria 38 COL 4:05:49.01 57.0%

W40 Marathon

- 1 Torres, Migdalia 43 PUR 3:06:54.01 78.1%
2 Carleton, Christine 40 NZL 3:28:21.01 68.3%
3 Garcia, Irma 44 MEX 3:29:51.01 70.1%
4 Sarraga, Stella 43 PUR 4:13:03.01 57.7%
5 Zanella, Lorella 43 ITA 4:19:21.01 56.3%
6 Williams, Lorna 44 JAM 4:35:58.01 53.3%

W45 Marathon

- 1 Carbo, Ilka 49 PUR 4:12:54.01 60.8%
2 Brooks, Chrissie 49 GBR 5:11:36.01 49.3%

W50 Marathon

- 1 Siftar, Jozica 50 SLO 3:31:11.01 73.4%
2 Huesler, Barbara 50 SUI 3:41:28.01 70.0%
3 Joefield, Susannah 50 TRI 4:21:20.01 59.3%
4 Gruenig, Heidrun 53 GER 5:51:55.01 45.3%

W55 Marathon

- 1 Risch, Karin 57 GER 3:25:07.01 80.9%
2 Bauters, Monique 55 BEL 3:28:04.01 78.1%
3 Novotna, Eva 55 CZE 3:37:33.01 74.7%
4 Janeckova, Anezka 56 CZE 3:57:08.01 69.2%
5 Kasparova, Jana 55 CZE 4:07:07.01 65.8%
6 Golde, Doris 57 GER 4:22:05.01 63.3%
7 Tobin, Helen 56 NZL 5:25:40.01 50.4%
8 Zhadan, Emiliya 59 UKR 5:25:50.01 51.9%

W60 Marathon

- 1 Rother, Helga 62 GER 4:31:14.01 64.5%
2 Matsumoto, Hatsue 61 JPN 4:51:01.01 59.4%

W65 Marathon

- 1 Lauricks, Ingrid 66 GER 4:11:50.01 72.8%
2 Willerts, Elfriede 67 GER 4:16:33.01 72.4%
3 Hodges-Hite, Joyce 66 USA 4:50:55.01 63.1%
4 Luznic, Kazimira 68 SLO 5:05:16.01 61.6%

W70 Marathon

- 1 Zuniga, Albertina 70 CHL 4:27:14.01 72.3%
2 Helfenstein, Ruth 71 SUI 5:36:00.01 58.3%

4x100 RELAY

- M40 4x100m Relay**
1 USA (Stephenson, Ashford, Lovett) 43.84
2 GBR (Reddington, Shepherd, Wilki) 45.47
3 PUR (Febres, Gonzalez, Salgado,) 46.22
4 VEN (Aranguren, Lucarelli, Ocand) 47.76

- M45 4x100m Relay**
1 GBR (Browne, Harrison, Peters, S) 44.87
2 USA (Barnwell, Flowers, Blackwell) 44.98
3 PUR (Monte, Colon, Rivera, Weste) 47.38
4 GER (Major, Konopka, Michelchen,) 47.49
5 AUS (Stevenson, Paterson, McCurr) 53.50

- M50 4x100m Relay**
1 USA (Bowen, Gonera, Collins, Nor) 44.99
2 GBR (Franklyn, Stevenson, Wells,) 46.92
3 PUR (Guzman, Calo, Roche, Rodrig) 50.92

- M55 4x100m Relay**
1 USA (Allie, Spencer, Pierce, Hal) 48.12
2 GER (Scholz, Beige, Kesselring,) 51.44
3 BRA (Rahal, Shimizu, Normando, L) 52.94
4 FIN (Vayrynen, Suominen, Makela,) 53.92

- M60 4x100m Relay**
1 USA (Gunn, Geertgens, Edens, Paw) 49.67
2 GER (Roedle, Lenk, Hamaekers, S) 50.12
3 CAN (Morris, Badowski, Slater, M) 51.15
4 GBR (Charles, Ferguson, Hamlyn,) 54.43
5 PUR (Suárez, Vargas, Torres, Gon) 55.73
6 ARG (Gueli, Kraefft, Gramaccioni) 58.20

- M65 4x100m Relay**
1 USA (Sims, Lida, Bennett, Johnso) 50.97
2 GER (Boeckl, Sautter, Gasper, Ne) 51.10
3 PUR (Rios, Alvarez, Pacheco, Dia) 56.86
4 CAN (Thompson, Poonia, Robson, G) 1:02.07

- M70 4x100m Relay**
1 JPN (Ishigami, Sakurai, Ito, Tan) 56.04
2 GER (Arnold, Konopka, Hoppe, Reu) 57.11
3 USA (Johnson, Brown, Robinson, S) 1:02.34

- M75 4x100m Relay**
1 USA (Melville, Sochor, Daprano,) 59.72
2 GER (Krenzer, Seib, Albrecht, Se) 1:03.80
3 JPN (Tanaka, Kobayashi, Tamoi, K) 1:07.68

- M80 4x100m Relay**
1 BRA 1:15.13
M85 4x100m Relay
1 GER 1:23.03

- W35 4x100m Relay**
1 AUS (Naylon, Stewart, Penn, Kay) 52.98
2 GBR (Filer, Clarke, Acford, Lain) 53.07
3 GER (Klaue, Schierjott, Wrzesnio) 53.14
4 PUR (Morales, Mancilla, Rosa, Bi) 57.16
5 USA (Casals, Coffee-Carney, John) 1:02.43

- W40 4x100m Relay**
1 GBR (Laing, Godsell, Ellacott, M) 50.94
2 GER (Contag, Grissmer, Moritz, H) 51.21
3 USA (Shook, Vega, Williams, McCo) 53.21
4 PUR (Ramos, Alejandro, Paris, Mu) 56.69
5 FRA (Boureaux, Bodilis-Loaec, Ra) 58.75

- W45 4x100m Relay**
1 PUR (Vega, Paris, Paris, Mathieu) 50.59
2 GER (Benzing, Pelz, Brunner, Rep) 56.90
3 COL (Escorcia, Cotes, Castro, Qu) 58.53
4 USA (Jager, Raschker, Thompson,) 1:02.48

- W50 4x100m Relay**
1 GBR (Darby, Saunders-Mullins, La) 54.80
2 CAN (Trott, Fossberg, Radcliffe,) 57.29
3 AUS (Parrish, Allison, Andrews,) 59.20
4 GER (Widmann, Stubendorff, Gohli) 59.30

- W55 4x100m Relay**
1 GER (Eriksen, Reismann, Zoerner,) 55.94
2 GBR (Alexander, Lewington, Pries) 56.95
3 PUR (Betancourt, Benitez, Negron) 1:11.28

- W60 4x100m Relay**
1 GER (Seibert, Behrendt, Strasdas) 58.97
2 GBR (Charles, Fraser, Holder, Li) 1:03.66
3 NOR (Blakstad, Hanstvedt, Mykles) 1:07.68
4 FIN (Karetie, Nikkinen, Falt, Pi) 1:09.50
5 COL (Espinosa, Restrepo, Gomez,) 1:20.09

- W65 4x100m Relay**
1 USA (Kea, Daprano, Donley, Lary) 1:05.61
2 GER (Werner, Schott, Arnold, Sch) 1:09.11

- W70 4x100m Relay**
1 CAN (Carmichael, McLeod-Smith, P) 1:19.05
2 COL (Roa, Londono, Sandoval, De) 1:21.46

- W75 4x100m Relay**
1 USA (Peterson, McDaniels, Onoder) 1:14.44

4x400 RELAY

- M40 4x400m Relay**
1 USA (Allah, Gatling, Stephenson,) 3:23.41
2 GBR (Hodge, Browne, Grocock, Be) 3:33.45
3 PUR (Febres, Hiraldo, Maymi, Cas) 3:36.88
4 VEN (Aranguren, Lucarelli, Ocand) 3:42.07
5 FRA (Touzanne, Rebuffel, Patry,) 3:49.47
6 SUI (Angeloz, Schaerer, Schuster,) 3:50.60
7 MEX (Rodriguez, Mendez, Baltierr) 4:08.23

- M45 4x400m Relay**
1 GBR (Smart, Coker, Harrison, Pet) 3:37.00
2 USA (Blackwell, Flowers, Barnwel) 3:41.20
3 GER (Major, Grissmer, Konopka, M) 3:42.48
4 PUR (Colon, Ruiz, Monte, Rivera) 3:43.97
5 AUS (McCurry, Pearce, Carr, Pate) 4:01.85
6 NOR (Pedersen, Mo, Ovstmus, Mikk) 4:08.33

- M50 4x400m Relay**
1 USA (Schiro, Blake, Bowen, Goner) 3:37.43
2 GBR (Franklyn, McKay, Stevenson,) 3:38.02
3 CAN (Judson, Valiant, Carter, Fr) 3:54.71
4 VEN (Smith, Quintero, Etchegaray) 4:03.10
5 GER (Waltermann, Meyer, Hagemann) 4:07.63
6 COL (Gutierrez, Soler, Barrera,) 4:12.03
7 CZE (Toman, Slanina, Binter, Sou) 4:28.17

- M55 4x400m Relay**
1 USA (Allie, Barnum, Pierce, Graf) 3:47.25
2 PUR (Delgado, Febles, Muriel, An) 4:02.35
3 GER (Kesselring, Hermes, Beige,) 4:11.75
4 BRA (Normando, Sanches, Severo,) 4:23.48
5 GBR (Shearsmith, Mullane, Hamlyn) 4:35.75

- M60 4x400m Relay**
1 CAN (Badowski, Fee, Mitchell, Mo) 4:07.74
2 GER (Roesner, Kappei, Hinke, Sch) 4:14.31
3 USA (Gunn, Duffy, McMillen, Geer) 4:15.84
4 AUS (Stevenson, Cozens, Sandery,) 4:23.54
5 POL (Kostro, Grzeszczuk, Stuczyn) 4:25.68
6 PUR (Vargas, Alvarado, Vazquez,) 4:32.51

- M65 4x400m Relay**
1 USA (Johnson, Stewart, Kirkpatri) 4:16.43
2 GER (Hufnagel, Gasper, Geier, Ne) 4:22.84
3 GBR (Cheetham, Field, Burton, Bo) 4:53.88

- M70 4x400m Relay**
1 USA (Johnson, Robinson, Brown, B) 4:55.88
2 GER (Hoppe, Arnold, Reuter, Kono) 4:57.64
3 JPN (Ishigami, Sakurai, Ito,) 5:05.45
4 GBR (Howarth, Pitcairn-Knowles,) 5:36.12

- M75 4x400m Relay**
1 GER (Krenzer, Herbst, Seib, Selz) 5:02.70
2 USA (Brown, Daprano, Sochor, Mel) 6:20.41

- M80 4x400m Relay**
1 BRA (Teruo, Fonseca, Ishida, Fis) 6:56.53

- W35 4x400m Relay**
1 GER (Hillebrand-Raves, Schierjot) 4:03.80
2 PUR (Mancilla, Lind, Rosa, Ramos) 4:05.92
3 GBR (Ellacott, Gray, Ramage, Acl) 4:17.42
4 VEN (De Acosta, Hernandez, Godoy) 4:36.29

- W40 4x400m Relay**
1 USA (Williams, Shook, Vega, Boar) 4:10.23
2 GBR (Filer, McClelland, Timms, S) 4:15.29
3 AUS (Perkins, Penn, Allison, Kay) 4:18.13
4 MEX (Garcia, Farfan, Sandoval, L) 5:03.03
5 CAN (Findley, Cochrane, Cashman,) 5:03.62

- W45 4x400m Relay**
1 PUR (Vega, Paris, Paris, Mathieu) 4:18.56
2 GER (Pelz, Reppe, Brunner, Schwa) 4:45.57
3 SWE (Wahlberg, Eriksson, Eriksso) 5:22.62

- W50 4x400m Relay**
1 CAN (McMillan, Del Grande, Trott) 4:24.09
2 GBR (Bonner, Darby, Priestman, S) 4:34.10
3 GER (Stubendorff, Widmann, Gohli) 5:05.55

- W55 4x400m Relay**
1 GER (Zoerner, Reismann, Herzog,) 4:58.82
2 AUS (Harris, Rowland-Smith, Andr) 5:17.65
3 NOR (Blakstad, Carlsen, Wale, Ri) 5:19.29
4 CZE (Sourkova, Janeckova, Novotn) 5:45.61
5 PUR (Betancourt, Negron, Benitez) 5:57.33

- W60 4x400m Relay**
1 GER (Sauer, Strasdas, Kuemmerle-) 5:18.83
2 GBR (Charles, Holder, Linaker, F) 5:38.91
3 USA (Michelsohn, Harada, Jager,) 5:44.10
4 CAN (Christensen, Rosenitsch, Vi) 5:54.64

- W70 4x400m Relay**
1 COL (Londono, Forero, De Fontan,) 7:18.65

- W75 4x400m Relay**
1 USA (Smalley, Onodera-Leonard, P) 7:10.09

HIGH JUMP

- M40 HJ**
1 Segatel, Marco 41 ITA 1.91m 87.2%
2 Fluck, Felix 43 SUI 1.85m 86.0%
3 Zelz, Klaus Peter 44 GER 1.80m 84.5%
3 Rebuffel, Thierry 40 FRA 1.80m 81.0%
5 Osoro, Fernando 42 ESP 1.80m 82.9%
6 Hayrapetyan, Gerasi 44 ARM 1.75m 82.1%
7 Roman, David 41 PUR 1.75m 79.9%
8 Drabben, Helmut 44 NED 1.65m 77.4%

- M45 HJ**
1 Andre, Patrick 46 FRA 1.94m 92.8%
2 McBurnette, Bruce 45 USA 1.91m 90.5%

- 3 Justiniano, Jamil 45 PUR 1.80m 85.3%
4 Madrigal, Rodolfo 45 CRC 1.80m 85.3%
5 Kunigkelt, Eckhard 49 GER 1.80m 89.1%
6 Ellis, Ken 45 USA 1.65m 78.2%
7 Martinez, Francisco 45 PUR 1.55m 73.4%

- M50 HJ**
1 Adalshin, Rustan 53 RUS 1.68m 87.0%
2 Pavlik, Miroslav 52 CZE 1.68m 85.7%
3 Hawkins, John 54 CAN 1.65m 86.3%
4 Ortman, David 50 USA 1.60m 80.0%
5 Sosa, Carlos 54 PUR 1.45m 75.9%
6 Geis, Hildebrand 50 GER 1.45m 72.5%
7 Watson, Richard 50 USA 1.40m 70.0%
8 Black, Ivan 54 USA 1.35m 70.6%

- M55 HJ**
1 Sauters, James 55 USA 1.75m 92.5%
2 Spielvogel, Gunther 59 GER 1.65m 91.1%
3 Vivod, Franc 59 SLO 1.60m 88.4%
3 Pozzi, Roberto 57 USA 1.60m 86.4%
3 Maat, Theo 55 NED 1.60m 84.6%
6 Suominen, Harri 57 FIN 1.55m 83.7%
7 Ekstedt, Gunnar 59 SWE 1.45m 80.1%
8 Falu, Eugenio 56 PUR 1.45m 77.5%

- M60 HJ**
1 Hanus, Jaroslav 60 CZE 1.62m 91.0%
2 Power, Sean 60 GBR 1.59m 89.3%
3 Pawlik, Emil 64 USA 1.56m 91.7%
4 Burns, John 62 USA 1.53m 87.9%
5 Poutiainen, Kyosti 62 FIN 1.47m 84.4%
6 Cawley, James 60 USA 1.44m 80.9%
6 Viiru, Kunto 60 FIN 1.44m 80.9%
8 Lemos, Antonio 60 BRA 1.44m 80.9%

- M65 HJ**
1 Bateman, Anthony 67 GBR 1.49m 91.4%
2 Langenfeld, Tom 67 USA 1.46m 89.5%
3 Miekautsch, Hans 65 RSA 1.46m 86.9%
4 Bellos, Ioannis 66 GRE 1.43m 86.6%
5 Wennblom, Lars 68 SWE 1.43m 88.8%
6 Marchlowitz, Karl-H 65 GER 1.34m 79.7%
7 Head, John 65 USA 1.34m 79.7%
8 Lange, Dieter 66 GER 1.31m 79.3%

- M70 HJ**
1 Benning, Leo 70 RSA 1.44m 91.7%
2 Tosnar, Pavel 70 CZE 1.41m 89.8%
3 Kandeidi, Hikmet 70 TUR 1.38m 87.9%
4 Koet, Arend 72 NED 1.29m 84.8%
5 Stookey, James 73 USA 1.29m 86.0%

- M75 HJ**
1 Nevrup, Nils-Bertil 76 SWE 1.37m 95.1%
2 Dobriban, Geza 75 HUN 1.32m 90.4%
3 Makela, Yrjo 76 FIN 1.29m 89.5%
4 Kobayashi, Michio 76 JPN 1.20m 83.3%
5 Soller, Richard 76 USA 1.14m 79.1%

- M80 HJ**
1 Skrivervik, Gudmund 82 NOR 1.30m 99.2%
2 Zensch, Emmerich 83 AUT 1.27m 98.4%
3 Ahrenkiel, Rudolf 82 DEN 1.22m 85.5%
4 Maxwell, Ralph 83 USA 1.12m 86.8%
5 Thompson, Harry 80 CAN 1.09m 80.7%
6 Kuric, Henry 82 USA 1.00m 76.3%

- M85 HJ**
1 Eble, Eugen 86 GER 0.85m 69.6%

- W35 HJ**
1 Heymans, Dinah 36 RSA 1.75m 87.9%
2 Seerden, Monique 39 NED 1.55m 80.7%
3 Sandsund, Mariann 39 NOR 1.55m 80.7%
4 Wrzesniok, Kornelia 37 GER 1.55m 79.0%
5 Rall, Angelicque 36 NAM 1.45m 72.8%

- W40 HJ**
1 Estwick, Leslie 42 CAN 1.65m 89.1%
2 Kolhorn, Patsy 40 NED 1.62m 85.2%
3 Laing, Wendy 40 GBR 1.59m 83.6%
4 Straschewski, Anke 40 GER 1.45m 76.3%
5 Barker, Hazel 43 GBR 1.45m 79.2%
6 Hardcastle, Janice 43 GBR 1.40m 76.5%
7 Halonen, Leena 43 FIN 1.35m 73.7%

- W45 HJ**
1 Karg, Carmen 48 GER 1.60m 93.0%
2 Conceicao, Geremias 46 BRA 1.51m 85.3%
3 Schwarz, Sigrid 49 GER 1.48m 87.0%
4 Laigneil, Reinhilde 45 FRA 1.40m 78.2%
5 Bollini, Graciela 48 ARG 1.30m 75.5%

- W50 HJ**
1 Wlodarczyk, Anna 52 POL 1.41m 86.5%
2 Gipson, Eleanor 51 USA 1.35m 81.3%
2 Garvey, Pam 51 GBR 1.35m 81.3%
4 Krache, Waltraud 54 GER 1.30m 81.7%

- W55 HJ**
1 Raschker, Phil 56 USA 1.30m 83.8%
2 Reismann, Gertrude 55 GER 1.27m 80.8%
3 Daehler, Margaritha 55 SUI 1.24m 78.9%
4 De la Vega, Gladys 58 BOL 1.15m 76.6%
5 McBlain, Liz 55 CAN 1.15m 73.2%
6 Benitez, Angelita 57 PUR 1.09m 71.7%
7 Suarez, Graciela 56 PUR 1.06m 68.3%

Continued from previous page

W60 HJ

- 1 Springmann, Erika 60 GER 1.39m 95.2%
- 2 Graff, Edith 61 BEL 1.139m 96.5%
- 3 Haeuser, Christel 60 GER 1.27m 86.9%

W65 HJ

- 1 Kea, Essie 65 USA 1.11m 82.2%
- 2 Donley, Christa 68 USA 1.11m 86.7%
- 3 Junge, Ingrid 68 GER 1.08m 84.3%
- 4 Hanstvedt, Ragnmild 69 NOR 1.05m 83.3%

W70 HJ

- 1 Chrimes, Rosemary 70 GBR 1.26m 101.6%
- 2 Enarsson, Elsa 72 SWE 1.17m 97.5%
- 3 Happ, Christa 73 GER 1.14m 97.4%

W75 HJ

- 1 McDaniels, Leonore 75 USA 1.11m 98.2%
- 2 Hofmeyr, Isabel 75 RSA 1.05m 92.9%
- 3 Wippersteg, Christi 75 GER 0.96m 84.9%
- 4 Valien, Johnnye 77 USA 0.93m 85.3%
- 4 Foerster, Ursula 77 GER 0.93m 85.3%
- 6 Chieko, Minami 76 BRA 1.093m 83.7%

W80 HJ

- 1 Hinton, Margaret 81 USA 0.80m 80.0%

POLE VAULT

M40 PV

- 1 Spony, Marc 42 FRA 4.60m 85.0%
- 2 Berle, Dolf 40 USA 4.15m 74.6%
- 3 Fish, Marc 41 USA 4.00m 72.9%
- 4 Golibart, Paul 40 USA 3.80m 68.3%
- 5 Roman, David 41 PUR 3.60m 65.6%
- 6 Suarez, Jaime 40 PUR 2.60m 46.7%

M45 PV

- 1 Ellis, Ken 45 USA 4.30m 82.5%
- 2 Nucklies, Rolf 48 GER 4.30m 86.1%
- 3 Courteau, Ambrose 45 CAN 4.00m 76.7%
- 4 Hackett, Harry 45 USA 3.40m 65.2%

M50 PV

- 1 Williams, Allan 50 GBR 4.25m 87.4%
- 2 Gissurarson, E. Kri 50 ISL 4.10m 84.3%
- 3 Jacquet-Acea, Russe 50 USA 3.00m 61.7%
- 4 Thorne, Daniel 51 ARG 2.80m 58.5%

M55 PV

- 1 Hamill, Warren 57 CAN 3.50m 80.2%
- 2 Makela, Veikko 57 FIN 3.40m 77.9%
- 3 Salvarrey, Leonardo 59 URU 3.25m 77.0%
- 4 Tollstern, Anders 55 SWE 3.25m 72.0%
- 4 Vayrynen, Eero 56 FIN 3.25m 73.3%
- 6 Dehorn, William 56 CAN 3.10m 69.9%
- 7 Rauscher, Tomlinson 57 USA 2.95m 67.6%
- 8 Andino, Hector 56 PUR 2.80m 63.2%

M60 PV

- 1 Lagerqvist, Hans 63 SWE 3.15m 79.9%
- 2 Zbinden, Walter 61 SUI 3.05m 74.7%
- 3 Kurunczi, Zoltan 64 HUN 3.05m 78.8%
- 4 Poutiainen, Kyosti 62 FIN 2.90m 72.3%
- 5 Pirinen, Jorma 62 FIN 2.75m 68.5%
- 5 Warr, Steven 62 USA 2.75m 66.2%
- 7 Garnier, Robert 62 FRA 2.60m 64.8%
- 8 Riquelme, Guido 61 CHL 2.45m 60.0%

M65 PV

- 1 Cannon, Terry 65 USA 3.45m 90.7%
- 2 Wennblom, Lars 68 SWE 3.00m 83.8%
- 3 Skramstad, Knut 66 NOR 2.90m 77.7%
- 4 Sterckx, Leo 66 BEL 2.90m 77.7%
- 5 Brueckmann, Guenter 65 GER 2.70m 71.0%
- 6 Hoffmann, Dietrich 65 GER 2.50m 65.7%
- 7 Berardi, Jose 68 ARG 1.70m 47.4%

M70 PV

- 1 Kandeydi, Hikmet 70 TUR 2.80m 81.1%
- 2 Donley, Jerry 73 USA 2.60m 80.5%
- 3 Marques, Fernando 73 POR 2.40m 74.3%
- 4 Konopka, Manfred 72 GER 2.40m 72.7%
- 4 Wong, Maximiliano 70 MEX 2.40m 69.5%
- 6 Koet, Arend 72 NED 2.20m 66.6%
- 7 Johnson, Ronald 71 NZL 2.20m 65.0%
- 8 Douglass, Dave 71 USA 2.10m 62.1%

M75 PV

- 1 Dinler, Mustafa 76 TUR 2.10m 69.5%
- 2 Katk, Jalmar 76 SWE 2.10m 69.5%
- 3 Figueras, Jose 78 URU 2.00m 69.4%
- 4 Opperman, Wallace 77 NZL 1.20m 40.6%

M80 PV

- 1 Zensch, Emmerich 83 AUT 2.15m 84.9%
- 2 Tanaka, Juji 80 JPN 1.90m 69.0%

W35 PV

- 1 Nadal, Patricia 36 ESP 2.90m 64.0%

W40 PV

- 1 Forcellini, Carla 43 ITA 3.30m 80.6%
- 2 Straschewski, Anke 40 GER 3.00m 69.9%
- 3 Estwick, Leslie 42 CAN 3.00m 72.2%
- 4 Van De Kamp, Brigit 43 NED 2.90m 70.9%
- 5 Halonen, Leena 43 FIN 2.50m 61.1%
- 6 Nealy, Angela 42 USA 1.80m 43.3%

W45 PV

- 1 Johnson, Liz 46 USA 2.00m 51.2%

W50 PV

- 1 Yeomans, Sue 50 GBR 2.90m 79.2%

- 2 Stubendorff, Hillen 54 GER 2.70m 79.4%

- 3 Landqvist, Anna 52 SWE 2.40m 67.9%

- 4 Perkins, Wilma 53 AUS 2.40m 69.3%

- 5 Vasti, Marketta 53 FIN 2.10m 60.6%

W55 PV

- 1 Raschker, Phil 56 USA 2.70m 82.3%

- 2 Foerster, Karin 56 GER 2.60m 79.2%

- 3 Widmann, Dagmar 57 GER 2.10m 65.4%

- 4 Kokkonen, Terhi 56 FIN 1.80m 54.8%

- 5 Trotto, Mary 56 USA 1.30m 39.6%

W60 PV

- 1 Jager, Kathy 60 USA 2.40m 79.2%

- 2 Pitkanen, Pirkko 61 FIN 2.40m 81.0%

- 3 Falt, Inkeri 62 FIN 2.30m 79.3%

W65 PV

- 1 Nakamura, Kimiko 65 JPN 2.20m 80.8%

- 2 McLennan, Dorothy 67 IRL 1.80m 69.7%

W75 PV

- 1 McDaniels, Leonore 75 USA 1.50m 71.7%

- 2 Valien, Johnnye 77 USA 1.40m 71.7%

LONG JUMP

M40 LJ

- 1 Sampson, Aaron 41 USA 7.08m 88.9%

- 2 Foster, Gregory 41 USA 6.98m 87.6%

- 3 Kuiper, Alje 42 NED 6.92m 88.0%

- 4 Hayrapetyan, Gerasi 44 ARM 6.22m 80.9%

- 4 De Longueville, Ber 41 BEL 6.22m 78.1%

- 6 Baranzke, Martin 40 GER 6.03m 74.9%

- 7 Cintra, Dino 42 BRA 5.93m 75.4%

- 8 Houba, Peter 44 SLK 5.91m 76.9%

M45 LJ

- 1 Grishin, Sergey 45 RUS 6.26m 82.4%

- 2 Major, Ronald 46 GER 6.21m 82.8%

- 3 Pedersen, Finn 45 NOR 5.92m 83.0%

- 4 Wade, Trevor 47 GBR 5.87m 79.3%

- 5 Ruiz, Jose 49 PUR 5.70m 78.9%

- 6 Carmona, Marcos 48 PUR 5.42m 74.1%

- 7 Ocasio, Jose 49 PUR 5.03m 69.6%

- 8 Kerner, Aare 49 EST 5.02m 69.5%

M50 LJ

- 1 Laihorinne, Risto 51 FIN 6.14m 87.3%

- 2 Calda, Jaroslav 50 CZE 6.08m 85.2%

- 3 Kakogeorgos, Panagi 52 GRE 5.25m 75.6%

- 3 Hall, Terry 50 GBR 5.25m 73.6%

- 5 Arnaud, Guy 52 FRA 5.21m 75.0%

- 6 Oleski, John 53 USA 4.95m 72.2%

- 7 Barrera, Antonio 51 COL 4.81m 68.4%

- 8 Lino, Manuel 52 POR 4.50m 64.8%

M55 LJ

- 1 Jones, Edward 58 USA 5.81m 90.9%

- 2 Taavittainen, Tapan 59 SUI 5.79m 91.9%

- 3 Rahal, Abel 56 BRA 5.60m 85.2%

- 4 Ahomaki, Pertti 57 FIN 5.57m 85.9%

- 5 Krefl, Claus-Werner 58 GER 5.51m 86.2%

- 6 Lamp, Jurgen 59 EST 5.25m 83.3%

- 7 Crockett, Roger 55 USA 5.19m 77.8%

- 8 Febles, Edwin 57 PUR 5.10m 78.7%

M60 LJ

- 1 Rubes, Jan 60 CZE 5.36m 86.3%

- 2 Carvalho, Leonel 60 POR 5.22m 84.0%

- 3 Pawlik, Emil 64 USA 5.20m 89.1%

- 4 Shcherbina, Fedor 60 RUS 5.16m 83.0%

- 5 Geertgens, Douglas 60 USA 5.15m 82.9%

- 6 Slater, Alan 61 CAN 5.11m 83.6%

- 7 Hamaekers, Arno 63 GER 4.97m 83.9%

- 8 Pirinen, Jorma 62 FIN 4.82m 80.0%

M65 LJ

- 1 Gasper, Hans Juerg 67 GER 5.06m 91.1%

- 2 Pinto, Pericles 66 POR 4.98m 88.1%

- 3 Wennblom, Lars 68 SWE 4.86m 89.0%

- 4 Bortolozzi, Giorgio 66 ITA 4.70m 83.1%

- 5 Bellos, Ioannis 66 GRE 4.68m 82.8%

- 6 Mokry, Vladimir 65 SLK 4.53m 78.7%

- 7 Pacheco, Pedro 69 PUR 4.06m 75.6%

- 8 Wilkinson, Gerald 68 GBR 3.96m 72.5%

M70 LJ

- 1 Popov, Vladimir 70 RUS 5.03m 95.0%

- 2 Ishigami, Saburo 72 JPN 4.70m 92.3%

- 3 Reuter, Wolfgang 73 GER 4.66m 93.2%

- 4 Joanique, Angel 70 ESP 4.39m 82.9%

- 5 Schreiber, John 71 USA 4.13m 79.5%

- 6 Merican, Tamin 70 MAS 4.10m 77.5%

- 7 Donley, Jerry 73 USA 3.85m 77.0%

- 8 Koet, Arend 72 NED 3.66m 71.9%

M75 LJ

- 1 Dobriban, Geza 75 HUN 4.15m 85.9%

- 2 Flores, Washinton 77 URU 4.01m 86.6%

- 3 Kobayashi, Michio 76 JPN 3.81m 80.5%

- 4 Sochor, Chuck 75 USA 3.76m 77.8%

- 5 Larsen, Melvin 79 USA 3.75m 84.2%

- 6 Lagos, Luis 77 CHL 3.73m 80.5%

- 7 Soller, Richard 76 USA 3.66m 77.3%

- 8 Meyer, Guenter 75 GER 3.46m 71.6%

M80 LJ

- 1 Tanaka, Juji 80 JPN 4.00m 91.7%

- 2 Sobrero, Bruno 82 ITA 3.47m 84.2%

- 3 Kennell, Tom 82 USA 3.35m 81.3%

- 4 Maxwell, Ralph 83 USA 3.18m 79.3%

- 5 Ahrenkiel, Rudolf 82 DEN 3.14m 76.2%

- 6 Estanol, Armando 83 MEX 2.55m 63.5%

- 7 Kuric, Henry 82 USA 2.24m 54.3%

M85 LJ

- 1 Springer, Maxwell 89 USA 2.40m 77.9%

- 2 Eble, Eugen 86 GER 1.88m 52.3%

M90 LJ

- 1 Zamorano, Moises 91 CHL 2.47m 92.5%

W35 LJ

- 1 Krepkina, Valentina 37 UKR 5.63m 79.6%

- 2 Wrzesniok, Kornelia 37 GER 5.27m 74.5%

- 3 Mokrasova, Zuzana 38 SLK 5.11m 73.2%

- 4 Godoy, Marelys 36 VEN 4.88m 68.2%

- 5 Rall, Angelique 36 NAM 4.84m 67.6%

- 6 Naylor, Janet 37 AUS 4.80m 67.8%

- 7 Klau, Heike 37 GER 4.69m 66.3%

- 8 Seerden, Monique 39 NED 4.47m 64.7%

W40 LJ

- 1 Estwick, Leslie 42 CAN 5.50m 82.7%

- 2 Forcellini, Carla 43 ITA 5.19m 79.0%

- 3 Abraham, Reeth 40 IND 5.15m 75.5%

- 4 Laing, Manndy 43 GBR 5.03m 76.5%

- 5 Peto, Zsuzsanna

Continued from previous page

W60 TJ

1 Springmann, Erika	60 GER	9.18m	93.2%
2 Dijkman, Rietje	64 NED	8.95m	97.0%
3 Charles, Jacqueline	61 GBR	8.25m	85.3%
4 Mykkestad, Grethe	60 NOR	8.16m	82.9%
5 Schickert, Lynne	61 AUS	6.07m	62.7%

W65 TJ

1 Lary, Audrey	69 USA	8.41m	98.9%
2 Graham, Carina	67 GBR	6.96m	79.2%
3 de Cabrera, Dolores	67 MEX	4.42m	50.3%

W70 TJ

1 Koshikawa, Hideko	70 JPN	7.55m	90.2%
2 Enarsson, Elsa	72 SWE	7.20m	88.8%
3 Mjelde, Gerd	70 NOR	6.77m	80.8%
4 Bortell, Gloria	72 USA	4.70m	58.0%

W75 TJ

1 McDaniels, Leonore	75 USA	6.37m	82.5%
2 Valien, Johnnye	77 USA	4.80m	64.2%

W80 TJ

1 Hinton, Margaret	81 USA	3.74m	53.3%
--------------------	--------	-------	-------

SHOT PUT**M40 SP**

1 Albert, Michael	40 GER	14.94m	66.3%
2 Galarde, John	44 USA	14.47m	68.5%
3 Eriksson, Juha	41 FIN	14.31m	64.6%
4 Gurdela, Mariusz	43 POL	13.60m	63.4%
5 Hoff, Karl	44 NOR	13.50m	63.9%
6 Grell, Holger	42 GER	11.90m	54.6%
7 Flaus, Mark	44 NZL	11.49m	54.4%
8 Crothers, Jeff	44 USA	10.21m	48.3%

M45 SP

1 Ball, Francico	46 PUR	15.41m	75.8%
2 Manganas, Vasiliou	49 GRE	15.04m	78.9%
3 Marshall, Tom	46 USA	13.57m	66.7%
4 Voigt, Jan	49 GER	11.44m	60.0%
5 Pignatelli, Duarte	46 POR	10.05m	49.4%
6 Garcia, Jose	48 MEX	9.06m	46.5%

M50 SP

1 Shiaras, Michael	52 USA	15.69m	81.2%
2 Koca, Vlastimil	54 CZE	15.60m	84.2%
3 Marti, Ulrich	53 SUI	13.80m	72.9%
4 Kassner, Dieter	51 GER	13.80m	68.3%
5 Talpsepp, Lembit	53 EST	13.36m	70.6%
6 Bester, Marius	51 RSA	13.17m	66.7%
7 Valentin, Virgilio	50 PUR	13.12m	65.0%
8 Krankowski, Wactaw	52 POL	12.83m	66.4%

M55 SP

1 Rolf, Charles	56 USA	14.03m	79.2%
2 Semborowski, Andrzej	55 POL	13.61m	74.9%
3 Roodt, Jan	56 RSA	13.42m	75.7%
4 Harre, Heinz	59 AUT	13.06m	79.1%
5 Sager, Bob	55 USA	12.30m	67.7%
6 Rose, Kenneth	57 USA	11.93m	69.0%
7 Kalliola, Juha	55 FIN	11.91m	65.6%
8 Nowak, Ireneusz	56 POL	11.53m	65.1%

M60 SP

1 Heiler, Roland	64 GER	14.83m	91.8%
2 Reinhardt, Eugen	62 GER	14.77m	86.3%
3 Johnson, Glen	63 USA	14.59m	87.7%
4 Baskett, Gary	61 USA	14.47m	82.0%
5 Bialonczyk, Wolf	60 AUT	14.45m	79.4%
6 Holub, Sandor	60 HUN	14.29m	78.5%
7 Glowacki, Marek	62 CAN	13.59m	79.4%
8 Cordoba, Luis	60 COL	13.47m	74.0%

M65 SP

1 Marg, Karl-Heinz	65 GER	14.37m	91.4%
2 Vaughn, Gerald	67 USA	13.83m	94.6%
3 Speckens, Peter	68 GER	13.64m	96.6%
4 Hansen, Johann	65 GER	12.71m	80.9%
5 Ross, Henry	68 USA	12.42m	88.0%
6 Valente, Antonio	65 POR	11.39m	72.5%
7 Herron, Robert	66 USA	11.08m	73.1%
8 Gramley, William	67 USA	10.82m	74.0%

M70 SP

1 Saarinen, Leo	74 FIN	12.67m	80.2%
2 Laus, Anton	70 EST	12.07m	67.9%
3 Saether, Arne	71 NOR	11.80m	68.4%
4 Pflieger, Anton	70 GER	11.74m	66.1%
5 Feick, Ray	71 USA	11.58m	67.2%
6 Rzehak, Richard	73 GER	11.58m	71.3%
7 Itkonen, Aki	70 FIN	11.40m	64.1%
8 Thomas, Lee	70 USA	9.72m	54.7%

M75 SP

1 Will, Heiner	76 GER	11.66m	78.6%
2 Makela, Ryo	76 FIN	11.25m	75.9%
2 Von Wachenfeldt, To	75 SWE	11.25m	73.1%
4 Seib, Edmund	76 GER	10.02m	67.6%
5 Nevrup, Nils-Bertil	76 SWE	9.58m	64.6%
6 Moya, Raul	78 CHL	9.56m	69.0%
7 Santiago, Gilberto	78 PAN	8.52m	61.5%
8 Rocha, J. Agapito	76 MEX	6.34m	42.7%

M80 SP

1 Skrivervik, Gudmund	82 NOR	10.16m	85.3%
2 Makela, Valto	80 FIN	9.46m	72.8%
3 Power-Waters, Brian	80 USA	7.97m	61.4%
4 Torres, Anibal	82 PUR	7.09m	59.5%
5 Batby, Marcel	80 FRA	6.90m	53.1%

6 Ulloa, Leopoldo	81 MEX	6.73m	54.1%
8 Estanol, Armando	83 MEX	6.21m	54.3%

M85 SP

1 Meier, Franz	85 SUI	9.09m	85.9%
2 Fischer, Frededrico	86 BRA	8.91m	89.1%
3 Lonnroth, Heige	86 FIN	7.73m	77.3%
3 Horta, Jubal	86 PUR	7.73m	77.3%
5 Fonseca, Antonio	88 BRA	7.37m	81.8%
6 Kamalainen, Ensio	86 FIN	7.26m	72.6%
7 Gundlach, Ernesto	85 CHL	6.78m	64.0%
8 Eble, Eugen	86 GER	5.53m	55.3%

M90 SP

1 Riboni, Mario	90 ITA	6.83m	83.3%
2 Villanueva, Pedro	90 COL	6.46m	78.8%
3 Polgar, Anton	90 GER	5.85m	71.4%
4 Mahlo, Friedrich	91 GER	5.71m	75.4%
5 West, Howard	90 CAN	5.50m	67.1%

M100 SP

1 McBurney, Waldo	100 USA	4.12m	120.8%
-------------------	---------	-------	--------

W35 SP

1 Muller-Schmidt, Jan	38 GER	14.15m	68.8%
2 McCahill, Christine	38 NZL	12.87m	62.6%
3 Weller, Ellen	37 GER	11.43m	54.5%
4 Stolt, Silke	35 GER	11.10m	50.7%
5 Valentin, Mabel	38 PUR	10.18m	49.5%
6 De Wolf, Kathleen	36 BEL	9.66m	45.1%
7 Hallden, Catarina	36 GBR	8.35m	38.9%
8 Castillo, Cynthia	38 PUR	7.17m	34.9%

W40 SP

1 Lewis, Oneithea	43 USA	14.90m	81.1%
2 Sterlekar, Marija	40 SLO	13.82m	70.0%
3 Grell, Carmen	40 GER	12.42m	62.9%
4 Anton, Angelika	40 GER	11.92m	60.4%
5 Tenorio, Yaneth	44 COL	11.46m	63.8%
6 Hourihan, Alyson	42 GBR	10.85m	57.7%
7 Lasso, Evangelina	40 COL	10.61m	53.8%
8 Balasquides, Carmen	40 PUR	9.82m	49.8%

W45 SP

1 Finsrud, Carol	46 USA	12.11m	70.9%
2 Jensen, Anne	49 DEN	10.46m	66.3%
3 Schlosser, Barbara	46 GER	10.39m	60.8%
4 Escorcía, Esther	48 COL	9.96m	61.5%
5 Karlstrom, Siv	46 FIN	9.80m	57.4%
6 Holder, Angelika	47 GER	9.20m	55.3%
7 Oppenheimer, Paula	47 PUR	7.40m	44.5%
8 Aguilar, Elizabeth	48 CRC	6.94m	42.8%

W50 SP

1 Melnikova, Svetlana	52 RUS	14.01m	87.2%
2 Schultz, Christine	52 USA	12.81m	79.8%
3 Thompson, Vilma	51 GBR	10.60m	64.8%
4 Estrada, Rosalinda	50 MEX	9.13m	54.8%
5 Veronina, Nina	53 RUS	9.03m	57.2%
6 Matos, Angela	52 PUR	8.55m	53.2%
7 Rojer, Ivette	50 AHO	8.27m	49.6%
8 Mussett, Lorraine	54 AUS	6.62m	42.7%

W55 SP

1 Thomas, Joyce	57 TRI	11.67m	79.8%
2 Faldager, Inge	55 DEN	11.58m	76.0%
3 Magyar, Maria	55 HUN	11.04m	72.5%
4 Rivenes, Grete	55 NOR	9.94m	65.3%
5 Tucker, Lorraine	56 USA	9.71m	65.1%
6 Mitchell, Yvonne	58 TRI	8.98m	62.7%
7 Gouzia, Eleni	58 GRE	7.99m	55.8%
8 Mathes, Brunhild	59 GER	7.84m	55.8%

W60 SP

1 Illgen, Karin	62 GER	12.18m	92.5%
2 Stecher, Gisela	60 GER	10.66m	77.3%
3 Kanari, Tomoko	62 JPN	10.47m	79.5%
4 Springmann, Erika	60 GER	10.40m	75.4%
5 Sherrard, Cherrie	64 USA	9.78m	77.6%
6 Korjus, Elvi	62 EST	8.89m	67.5%
7 Lopez, Nydia	64 PUR	8.72m	69.2%
8 Nikkinen, Aili	62 FIN	8.48m	64.4%

W65 SP

1 Williams, Evaun	65 GBR	11.15m	90.4%
2 Kofink, Sigrun	68 GER	10.57m	92.4%
3 Wissinger, Susanne	69 GER	9.66m	86.6%
4 Kodama, Sumiko	67 JPN	8.96m	76.5%
5 Scholten, Annemarie	69 GER	7.33m	65.7%
6 Aguayo, Maria	66 PUR	6.95m	57.8%
7 Riquelme, Nora	65 CHL	6.80m	55.1%
8 Parish, Almata	66 USA	6.24m	51.9%

W70 SP

1 Chrimes, Rosemary	70 GBR	10.68m	98.0%
2 Hanssens, Rachel	74 BEL	7.91m	81.4%
3 Baumann, Ruth	71 GER	7.51m	71.0%
4 Bortell, Gloria	72 USA	7.40m	72.0%
5 Hicks, Amy	70 USA	6.10m	56.0%
6 Velez, Irma	73 PUR	5.90m	59.1%
7 Thompson, Ivy	72 PAN	5.81m	56.5%
8 Lopez, Dolores	71 MEX	5.27m	49.8%

W75 SP

1 Bakhoff, Hilina	76 EST	7.27m	79.7%
2 Wippersteg, Christi	75 GER	7.17m	75.8%
3 Pleuger, Ilse	79 GER	6.87m	83.1%
4 Huapaya, Julia	76 PER	6.81m	74.6%
5 De Wilde, Joanna	76 BEL	6.59m	72.2%
6 Valien, Johnnye	77 USA	6.52m	74.0%

7 Holland, Bernice	76 USA	6.32m	69.3%
8 Foerster, Ursula	77 GER	6.24m	70.8%

W80 SP

1 Kutti, Nora	80 EST	5.90m	73.6%
2 Lopez, Dolores	71 MEX	5.56m	52.6%
3 Fleckner, Marlis	83 CHL	4.44m	62.8%
4 Hinton, Margaret	81 USA	3.87m	50.4%

DISCUS**M40 DT**

1 Gurdela, Mariusz	43 POL	46.61m	63.7%
2 Poulter, Sylvain	42 FRA	45.69m	61.6%
3 Albert, Michael	40 GER	43.63m	58.9%
4 Hoff, Karl	44 NOR	39.36m	54.8%
5 Galarde, John	44 USA	38.65m	53.8%
6 Garvey, John	41 USA	37.41m	50.5%
7 Flaus, Mark	44 NZL	36.54m	50.8%
8 Erazo, Nelson	43 PUR	28.49m	38.9%

M45 DT

1 Berger, Hubert	49 GER	43.76m	67.1%
2 Ball, Francico	46 PUR	41.87m	60.5%
3 Voigt, Jan	49 GER	39.75m	61.0%
4 Schwarz, Lothar	45 GER	39.34m	55.7%
5 Reyes, Rafael	45 PUR	37.86m	53.6%
6 Gantier, Reymundo	45 DOM	34.47m	48.8%
7 Gomes, Fula	48 POR	32.79m	49.3%
8 Jimenez, Alvin	46 PUR	32.41m	46.8%

M50 DT

1 Gordon, Peter	52 GBR	59.77m	82.8%
2 Pongratz, Lothar	51 GER	50.89m	68.8%
3 Umshler, Dennis	51 USA	46.07m	62.3%
4 Kassner, Dieter	51 GER	44.85m	60.6%
5 Piaczkowski, Andrzej	53 POL	43.21m	61.2%
6 Talpsepp, Lembit	53 EST	42.72m	60.5%
7 Dekker, Jack	54 NED	42.53m	61.6%
8 Krankowski, Wactaw	52 POL	41.69m	57.7%

M55 DT

1 Fahey, Thomas	55 USA	51.42m	76.2%
2 Laska, Tadeusz	56 POL	47.58m	72.5%
3 Harre, Heinz	59 AUT	45.98m	75.7%
4 Baraldo, Luciano	56 ITA	44.82m	68.3%
5 Kinadeter, Georg	56 GER	41.01m	62.5%
6 Semborowski, Andrzej	55 POL	40.04m	61.5%
7 Imberti, Horacio	55 ARG	39.98m	59.2%
8 Bookin-Weiner, Jerr	57 USA	38.98m	61.0%

M60 DT

1 Johnson, Glen	63 USA	52.50m	85.0%
2 Albers, Klaus	63 GER	51.98m	84.2%
3 Heiler, Roland	64 GER	50.85m	84.1%
4 Mickle, Ron	62 USA	49.18m	77.9%
5 Schneider, Gary	60 USA	49.16m	74.5%
6 Glowacki, Marek	62 CAN	48.60m	77.0%
7 Woodward, Michael	60 USA	48.36m	73.3%
8 Arroyo, Eulogio	61 MEX	45.61m	70.7%

M65 DT

1 Speckens, Peter	68 GER	50.93m	92.6%
2 Hansen, Johann	65 GER	47.77m	80.6%
3 Heggelund, Bjorn	65 NOR	42.70m	72.1%
4 Valente, Antonio	65 POR	42.17m	71.2%
5 Gramley, William	67 USA	39.39m	69.9%
6 Herron, Robert	66 USA	37.08m	64.2

Continued from previous page

2 Manganas, Vasilios	49 GRE	55.39m	82.1%
3 Voigt, Jan	49 GER	45.69m	67.7%
4 Noluveau, Lucien	46 FRA	45.41m	63.3%
5 Lecomte, Marc	47 FRA	42.84m	61.0%
6 Kalantzis, Athanasios	47 GRE	38.84m	55.3%
7 Schrader, Lawrence	46 USA	36.82m	51.3%
M50 HT			
1 Black, Chris	53 GBR	61.35m	88.1%
2 Kulczynski, Florian	53 POL	58.34m	83.7%
3 Piaczkowski, Andrzej	53 POL	57.35m	82.3%
4 Bozsa, Lajos	50 HUN	54.78m	73.6%
5 Castillo, Edmund	53 VEN	49.91m	71.6%
6 Grave, Jorge	53 POR	49.25m	70.7%
7 Reichard, Theodore	50 USA	47.22m	63.4%
8 Kassner, Dieter	51 GER	42.11m	57.8%
M55 HT			
1 Zaitchouk, Boris	55 CAN	61.58m	92.2%
2 Busterud, Arilo	55 NOR	59.29m	88.8%
3 Roodt, Jan	56 RSA	51.94m	79.8%
4 Taylor, Todd	56 USA	50.29m	77.2%
5 Mathews, George	59 USA	45.97m	75.9%
6 Bilokov, Valeriy	56 UKR	44.66m	68.3%
7 Myrvang, Jostein	56 NOR	41.49m	63.7%
8 Krueger, Juergen	55 GER	41.40m	62.0%
M60 HT			
1 Yamada, Hiroshi	62 JPN	50.13m	85.4%
2 Gentleman, William	63 GBR	49.72m	86.7%
3 Osterhoudt, Robert	61 USA	46.70m	77.6%
4 Valicek, Frantisek	62 CZE	44.76m	76.2%
5 Horak, Vladimir	64 CZE	44.67m	79.8%
6 Cahners, Bob	61 USA	43.95m	73.0%
7 Albers, Klaus	63 GER	42.26m	73.7%
8 Angermund, Werner	60 GER	40.28m	65.2%
M65 HT			
1 Singh, Ajmer	65 IND	49.16m	89.8%
2 Kargol, Antoni	66 POL	44.91m	84.4%
3 Hansen, Johann	65 GER	41.68m	76.1%
4 Speckens, Peter	68 GER	40.38m	80.2%
5 Erola, Olavi	66 FIN	37.02m	69.6%
6 Herron, Robert	66 USA	36.46m	68.5%
7 Staveley, Bob	69 CAN	36.37m	74.2%
8 Ankerstjerne, Finn	66 DEN	36.13m	67.9%
M70 HT			
1 Rzehak, Richard	73 GER	48.01m	97.9%
2 Lytvynenko, Mykhailo	72 UKR	44.83m	88.7%
3 Feick, Ray	71 USA	38.48m	73.8%
4 Itkonen, Aki	70 FIN	37.84m	70.2%
5 Saether, Arne	71 NOR	37.68m	72.2%
6 Hanus, Jaroslav	73 GBR	37.32m	76.1%
7 Mullins, Thomas	73 AUS	37.28m	76.0%
8 Douglass, Dave	71 USA	34.36m	65.9%
M75 HT			
1 Rittweger, Manfred	75 GER	37.12m	80.2%
2 McGann, Val	75 USA	31.94m	69.0%
3 Will, Heiner	76 GER	31.19m	70.0%
4 Angelis, Siegfried	76 GER	28.31m	63.5%
5 Moya, Raul	78 CHL	22.94m	55.4%
6 Stein, Jacob	79 USA	22.04m	55.1%
7 Bergenback, Richard	76 USA	21.27m	47.7%
M80 HT			
1 Batby, Marcel	80 FRA	28.67m	74.1%
2 Antila, Eino	80 FIN	25.98m	67.1%
3 Makela, Valto	80 FIN	25.16m	65.0%
4 Torres, Anibal	82 PUR	12.80m	36.3%
M85 HT			
1 Lonnroth, Heige	86 FIN	22.46m	76.8%
2 Fischer, Frededrico	86 BRA	21.78m	74.4%
3 Kamalainen, Ensio	86 FIN	21.16m	72.3%
4 Fonseca, Antonio	88 BRA	20.66m	79.1%
5 Gundlach, Ernesto	85 CHL	16.42m	52.7%
M90 HT			
1 Riboni, Mario	90 ITA	20.27m	86.0%
2 Villanueva, Pedro	90 COL	19.95m	84.7%
3 Gonzalez, Gilberto	90 PUR	17.55m	74.5%
4 West, Howard	90 CAN	15.01m	63.7%
5 Zamorano, Moises	91 CHL	13.29m	61.7%
6 Polgar, Anton	90 GER	13.19m	56.0%
W35 HT			
1 Chirol, Claudine	38 FRA	47.14m	76.5%
2 McCahill, Christine	38 NZL	43.96m	71.4%
3 De Wolf, Kathleen	36 BEL	38.19m	58.7%
4 Weller, Ellen	37 GER	32.67m	51.6%
5 Hallden, Catarina	36 GBR	25.77m	39.6%
6 Schoeffel, Susanne	37 GER	23.52m	37.2%
7 Ortiz, Maria	37 PUR	20.11m	31.8%
W40 HT			
1 Lewis, Oneitheia	43 USA	55.04m	103.4%
2 Hodel, Connie	40 SUI	51.52m	88.1%
3 Van Dijk, Ingrid	41 NED	45.46m	80.3%
4 Duss, Magriha	44 SUI	44.97m	87.1%
5 Anton, Angelika	40 GER	38.20m	65.3%
6 Masabacka, Susanne	42 FIN	28.41m	51.8%
7 Hourihan, Alyson	42 GBR	28.09m	51.2%
8 Aristi, Itziar	42 ESP	24.80m	45.2%
W45 HT			
1 Finsrud, Carol	46 USA	42.03m	87.1%
2 Neumann, Jutta	47 GER	34.87m	75.0%

3 Henriksson, Merja	49 FIN	32.44m	74.9%
4 Ehn, Gabriela	45 AUT	28.82m	57.4%
5 Karlstrom, Siv	46 FIN	27.86m	57.7%
6 Oppenheimer, Paula	47 PUR	17.31m	37.2%
W50 HT			
1 Bellanger, Annie	52 FRA	47.53m	81.2%
2 Taylor, Joyce	53 USA	36.81m	64.1%
3 Ambratis, Heideleore	54 GER	36.33m	64.4%
4 Schultz, Christine	52 AUS	33.77m	57.7%
5 Dec, Janina	54 POL	28.94m	51.3%
6 Shimizu, Nobumi	54 BRA	23.49m	41.6%
7 Matos, Angela	52 PUR	22.35m	38.2%
8 Baar, Cathy	51 PUR	19.32m	32.3%
W55 HT			
1 Faldager, Inge	55 DEN	44.98m	81.2%
2 Alexander, Rosemary	55 GBR	36.52m	65.9%
3 Daehler, Margarita	55 SUI	32.03m	57.8%
W60 HT			
1 Erikson, Helvi	63 EST	33.97m	73.1%
2 Stecher, Gisela	60 GER	30.86m	61.8%
3 Cutler, Georgia	60 USA	30.77m	61.7%
4 Krutob, Tiia	61 EST	29.85m	61.3%
5 Teesalu, Anu	62 EST	28.96m	60.9%
6 Kanari, Tomoko	62 JPN	28.55m	60.0%
7 Derriant, Carole	64 GBR	26.01m	57.3%
8 Schmitt, Odile	63 FRA	23.02m	49.5%
W65 HT			
1 Williams, Evaun	65 GBR	35.98m	81.0%
2 Kofink, Sigrun	68 GER	28.47m	69.5%
3 Wissinger, Susanne	69 GER	28.23m	70.7%
4 Scholten, Annemarie	69 GER	27.86m	69.8%
5 Junge, Ingrid	68 GER	21.82m	53.3%
6 Kodama, Sumiko	67 JPN	19.71m	46.9%
7 Riquelme, Nora	65 CHL	19.30m	43.4%
8 Schultz, Tomasa	66 USA	16.81m	38.9%
W70 HT			
1 San Martin, Maria	73 URU	20.87m	58.9%
2 Hicks, Amy	70 USA	19.59m	50.3%
3 Velez, Irma	73 PUR	16.42m	46.3%
4 Bortell, Gloria	72 USA	15.73m	43.1%
5 Lopez, Dolores	71 MEX	14.92m	39.6%
W75 HT			
1 Huapaya, Julia	76 PER	24.75m	76.9%
2 Foerster, Ursula	77 GER	17.79m	57.4%
3 Holland, Bernice	76 USA	16.95m	52.7%
4 De Wilde, Joanna	76 BEL	15.89m	49.4%
5 Ospina, Ethel	78 COL	13.41m	44.8%
6 Laspa-Anttila, Marj	78 FIN	12.40m	41.4%
7 McLeod-Smith, Doree	77 CAN	10.23m	33.0%
W80 HT			
1 Kutti, Nora	80 EST	13.06m	46.7%
2 Fleckner, Marlis	83 CHL	9.61m	39.4%
JAVELIN			
M40 JT			
1 Eriksson, Juha	41 FIN	59.36m	69.2%
2 Albert, Michael	40 GER	53.62m	61.4%
3 Chamouroudis, Konst	42 GRE	50.44m	59.8%
4 Del Pilar, Luis	43 PUR	49.34m	59.5%
5 Hoff, Karl	44 NOR	47.24m	57.9%
6 Suarez, Jaime	40 PUR	45.94m	52.6%
7 Hadden, Roy	44 USA	45.67m	56.0%
8 Drabben, Helmut	44 NED	42.26m	51.8%
M45 JT			
1 Halras, Serhiy	46 UKR	62.02m	78.8%
2 Brown, Michael	49 USA	61.54m	82.7%
3 Clark, Christopher	46 USA	50.11m	63.7%
4 Mari, Francisco	46 PUR	48.04m	61.0%
5 Virella, Jesus	46 USA	44.04m	61.0%
6 Morris, Dennis	46 USA	45.02m	57.2%
7 Ocasio, Jose	49 PUR	44.46m	59.7%
8 Ortiz, Jose	47 PUR	43.66m	56.5%
M50 JT			
1 Geraci, Greg	52 USA	59.42m	80.2%
2 Powers, Bob	54 USA	55.36m	77.6%
3 Yambo, Antonio	51 PUR	51.94m	68.7%
4 Talpsepp, Lembit	53 EST	50.54m	69.5%
5 Dannenberg, Juergen	54 GER	50.38m	70.6%
6 Watson, Richard	50 USA	50.09m	65.0%
7 Rivera, Jorge L.	54 PUR	47.70m	66.8%
8 Richardson, Richard	54 USA	45.59m	63.9%
M55 JT			
1 Kolar, Josef	59 CZE	50.47m	78.3%
2 Hessert, Helmut	56 GER	49.74m	72.5%
3 Maat, Theo	55 NED	48.27m	68.9%
4 Hough, Norman	56 RSA	43.64m	63.6%
5 Trusnik, Petr	56 CZE	42.75m	62.3%
6 Krueger, Juergen	55 GER	42.65m	60.8%
7 Hegedus, Antal	59 HUN	40.15m	62.3%
8 Rastas, Ismo	56 FIN	38.26m	55.8%
M60 JT			
1 Stenlund, Gary	62 USA	58.25m	91.5%
2 Reddaway, Gary	62 USA	49.27m	77.4%
3 Burns, John	62 USA	46.85m	73.6%
4 Kossel, Hartmut	63 GER	43.02m	69.1%
5 Mendizabal, Juanjo	62 ESP	42.52m	66.8%
6 Sobotka, Ivan	60 CZE	41.32m	62.1%
7 Kraefft, Alberto	61 ARG	40.18m	61.7%
8 Navarro, Emilio	62 PUR	38.76m	60.9%

M65 JT			
1 Hoffmann, Dietrich	65 GER	47.90m	80.2%
2 Hansen, Johann	65 GER	42.96m	71.9%
3 Illuzzi, Frank	66 USA	40.98m	70.4%
4 Morris, Wayne	66 USA	39.75m	68.3%
5 Alvarez, Luciano	69 DOM	34.80m	64.3%
6 Lange, Dieter	66 GER	33.58m	57.7%
7 Schott, Dietmar	68 GER	33.15m	59.8%
8 Trondset, Tor	67 SWE	32.71m	57.6%
M70 JT			
1 Hoffmann, Manfred	70 GER	46.46m	82.3%
2 Itkonen, Aki	70 FIN	44.39m	78.7%
3 Takumi, Matsushima	71 BRA	43.99m	80.3%
4 Galindo, Emilio	70 MEX	41.78m	74.0%
5 Johnson, Ronald	71 NZL	35.95m	65.6%
6 Rojc, Zdravko	74 SLO	33.78m	67.1%
7 Calderon, Mario	71 GUA	33.68m	61.5%
8 Feick, Ray	71 USA	31.56m	57.6%
M75 JT			
1 Will, Heiner	76 GER	42.50m	89.8%
2 Seib, Edmund	76 GER	32.48m	68.6%
3 Makela, Erjo	76 FIN	32.09m	67.8%
4 Torres, Elpidio	75 PUR	32.04m	65.3%
5 Kiwitt, Sidney	75 USA	29.96m	61.1%
6 Daprano, William	76 USA	25.49m	53.8%
7 Santiago, Gilberto	78 PAN	23.52m	53.1%
8 Rocha, J. Agapito	76 MEX	18.30m	38.6%
M80 JT			
1 Darrot, Pierre	82 FRA	24.71m	57.2%
2 Ulloa, Leopoldo	81 MEX	23.35m	51.5%
M85 JT			
1 Lonnroth, Heige	86 FIN	26.83m	76.5%
2 Fonseca, Antonio	88 BRA	21.63m	70.1%
3 Horta, Jubal	86 PUR	20.10m	57.3%
4 Kamalainen, Ensio	86 FIN	17.78m	50.7%
5 Gundlach, Ernesto	85 CHL	13.02m	34.5%
M90 JT			
1 Villanueva, Pedro	90 COL	16.09m	58.5%
2 Zamorano, Moises	91 CHL	15.04m	61.0%
3 West, Howard	90 CAN	14.72m	53.5%
4 Polgar, Anton	90 GER	14.57m	52.9%
W35 JT			
1 Scholz, Karen	38 GER	45.62m	65.4%
2 Stroh, Susanne	39 GER	43.25m	63.4%
3 Weller, Ellen	37 GER	28.50m	39.9%
4 Klauke, Heike	37 GER	27.10m	38.0%
5 Castillo, Cynthia	38 PUR	26.04m	37.3%
6 Kuno, Jan	38 CAN	22.88m	32.8%
W40 JT			
1 Anton, Angelika	40 GER	42.82m	64.2%
2 Grell, Carmen	40 GER	38.39m	57.5%
3 Martha, Carmen	40 AHO	35.82m	53.7%
4 Peto, Zsuzsanna	42 AUT	35.28m	55.7%
5 Hourihan, Alyson	42 GBR	32.87m	51.9%
6 Lewis, Oneitheia	43 USA	32.55m	52.7%
7 Paris, Dharna	40 PUR	28.18m	42.2%
8 Cepeda, Carmen	42 PUR	22.09m	34.9%
W45 JT			
1 Defus, Sandra	45 LAT	40.87m	69.6%
2 Jensen, Anne	49 DEN	36.92m	70.8%
3 Finsrud, Carol	46 USA	31.67m	55.6%
4 Martinho, Ana	48 POR	31.20m	58.1%
5 Dobson, Gillian	48 GBR	29.60m	55.1%
6 Cotes, Evelina	46 COL	28.23m	49.6%
7 Schlosser, Barbara	46 GER	25.39m	44.6%
8 Aguilar, Elizabeth	48 CRC	23.75m	44.2%
W50 JT			
1 Lavandia, Erlinda	51 PHI	37.07m	71.1%
2 Bowman, Tina	50 USA	29.29m	54.7%
3 Thompson, Vilma	51 GBR	26.96m	51.7%
4 Gohlisch, Gabriele	51 GER	24.61m	47.2%
5 Schultz, Christine	52 AUS	22.71m	44.7%
6 Shimizu, Nobumi	54 BRA	22.36m	46.2%
7 Ekborg, Elisabet	50 SWE	22.13m	41.3%
8 Rojer, Ivette	50 AHO	21.21m	39.6%
W55 JT			
1 Bezjak, Natasa	57 SLO	40.58m	91.1%
2 Tucker, Lorraine	56 USA	23.39m	51.0%
3 Thomas, Joyce	57 TRI	21.44m	48.1%
4 Gomez, Blanca	56 COL	17.79m	38.8%
5 Trotto, Mary	56 USA	15.35m	33.4%
6 Torres, Carmen	57 MEX	11.98m	26.9%
W60 JT			
1 Radcliffe, Marg	61 CAN	29.19m	71.4%
2 Welz, Anita	60 GER	28.38m	67.8%
3 Falt, Inkeri	62 FIN	27.55m	69.0%
4 Illgen, Karin	62 GER	26.10m	65.4%
5 Riley, Irma	62 TRI	26.07m	65.3%
6 Fuhrmann, Charlotte	63 GER	25.34m	64.9%
7 Erikson, Helvi	63 EST	23.68m	60.7%
8 Myklestad, Grethe	60 NOR	23.53m	56.2%
W65 JT			
1 Williams, Evaun	65 GBR	33.74m	90.4%
2 Kofink, Sigrun	68 GER	29.52m	85.5%
3 Donley, Christa	68 USA	24.43m	70.8%
4 Graham, Carina	67 GBR	24.42m	69.0%
5 Wissinger, Susanne	69 GER	22.95m	68.2%
6 Gracia, Nieves	69 PUR	20.63m	61.3%

7 Kodama, Sumiko	67 JPN	18.42m	52.0%
8 Lobo, Ivone	66 POR	17.29m	47.5%
W70 JT			

Continued from previous page

M85 5000m Walk
 1 Fonseca, Antonio 88 BRA 46:07.57 70.8%
 2 Alvarez, Julio 87 MEX 47:13.61 67.8%
 3 Tallmadge, Bill 87 USA 50:27.75 63.5%

M100 5000m Walk
 1 McBurney, Waldo 100 USA 1:04:15.74 75.6%

W35 5000m Walk
 1 Valle, Ana 38 MEX 33:03.58 64.4%

W40 5000m Walk
 1 Cashman, Katharine 42 CAN 27:55.68 78.6%
 2 Robles, Beatriz 42 MEX 28:58.28 75.7%
 3 Rodriguez, Alexi 41 PUR 29:50.92 73.0%
 4 Kiong, Catherine 44 SIN 30:28.09 73.1%
 5 Girard, Colette 41 SUI 31:00.69 70.2%
 6 Wogerbauer, Elfried 43 AUT 32:46.42 67.5%
 7 Cepeda, Carmen 42 PUR 33:49.75 64.9%
 8 Siegel, Elisabeth 42 AUT 34:28.92 63.6%

W45 5000m Walk
 1 Nell, Barbara 48 RSA 25:52.90 89.0%
 2 Sweazey, Nanci 47 CAN 26:46.62 85.3%
 3 Marcenco, Natali 48 ITA 27:46.39 82.9%
 4 Wheeler, Ann 47 GBR 28:59.97 78.7%
 5 Jaramillo, Gladis 48 CHL 30:33.24 75.3%
 6 Boranian, Noreen 46 USA 33:28.32 67.6%
 7 Foyo, Maria 48 MEX 33:32.57 68.6%
 8 Vazquez, Rosa 47 MEX 33:39.57 67.8%

W50 5000m Walk
 1 Fernandes, Maria 51 POR 27:35.53 85.6%
 2 Carr, Heather 53 AUS 28:08.79 85.4%
 3 Whalen, Liliana 51 CAN 29:44.64 79.4%
 4 Watts, Sherry 50 CAN 32:00.62 73.1%
 5 Ramsden, Agnes 54 CAN 33:45.73 71.9%
 6 Alvarado, Margarita 51 MEX 34:37.80 68.2%
 7 Toikka, Hillevi 50 FIN 35:27.17 66.0%
 8 Leo, Nancy 53 CAN 36:14.21 66.4%

W55 5000m Walk
 1 Maeder, Heidi 59 SUI 28:10.92 90.4%
 2 Loyer, Suzanne 55 FRA 28:28.66 86.0%
 3 Buitrago, Olga 55 ARG 29:10.76 83.9%
 4 Huerta, Maria 55 MEX 30:42.03 79.8%
 5 Cetrulo, Donna 55 USA 32:05.10 76.3%
 6 De Coppet, Brigita 57 SUI 32:42.35 76.4%
 7 Frible, Kathleen 57 USA 33:31.09 74.5%
 8 Backlund, Darlene 57 USA 33:45.24 74.0%

W60 5000m Walk
 1 Seiler, Waltraud 62 GER 31:16.01 84.0%
 2 De Wolf, Frieda 60 BEL 32:06.83 80.1%
 3 Karetie, Pirjo 60 FIN 32:16.55 79.7%
 4 Christensen, Joan 63 CAN 33:24.69 79.5%
 5 Rosenitsch, AnnMari 62 CAN 34:01.50 77.2%
 6 Gusat, Emilia 60 ROM 34:29.55 74.6%
 7 Gomez, Myriam 64 COL 35:03.96 76.5%
 8 Monralia, Olivia 60 POR 35:06.43 73.3%

W65 5000m Walk
 1 Elliott, Joanne 66 USA 34:39.12 79.2%
 2 Harklerod, Barbara 66 USA 35:37.63 77.0%
 3 Urrutia-Morales, Sa 66 CHL 35:47.72 76.7%
 4 Berman, Joan 66 USA 36:13.83 75.8%
 5 Cabrera, Esther 66 BOL 37:41.92 72.8%
 6 Brenes, Virginia 67 CRC 37:59.52 73.1%
 7 Beaumont, Margaret 65 AUS 38:36.63 70.3%
 8 Wada, Fusako 67 JPN 39:13.57 70.8%

W70 5000m Walk
 1 Provost, June-Marie 70 CAN 34:32.24 83.3%
 2 Solis, Raquel 74 MEX 40:21.98 75.0%
 3 Ramos, Juana 71 MEX 40:35.07 71.8%
 4 Elkins, Claire 73 USA 41:41.11 71.7%
 5 Santana, Tomasa 70 DOM 44:21.00 64.9%
 6 Bustos, Josefina 70 MEX 45:44.38 62.9%

W75 5000m Walk
 1 Chieko, Minami 76 BRA 42:43.82 72.8%
 2 Forero, Maria 76 COL 42:55.97 72.5%
 3 Chub, Olena 79 UKR 44:40.34 72.7%
 4 McDonald, Jeri 75 USA 45:27.73 67.5%
 5 Contreras, Beatriz 79 MEX 47:20.36 68.6%

W80 5000m Walk
 1 Abarca, Maria 81 MEX 46:45.57 71.7%

W85 5000m Walk
 1 Benno-Caris, Fan 85 USA 46:45.78 76.7%
 2 Ramirez, Maria 86 MEX 46:52.82 78.1%
 3 Nyberg, Margaretha 87 SWE 52:38.21 71.0%
 4 Haines, Mary 88 USA 1:07:13.08 56.8%

10,000M RACEWALK
W35 10000m Walk
 1 Valle, Ana 38 MEX 1:07:26.00 64.4%
W40 10000m Walk
 1 Cashman, Katharine 42 CAN 57:39.00 77.6%
 2 Robles, Beatriz 42 MEX 58:24.00 76.6%
 3 Girard, Colette 41 SUI 1:02:16.00 71.3%
 4 Wogerbauer, Elfried 43 AUT 1:05:02.00 69.3%
 5 Cepeda, Carmen 42 PUR 1:08:08.00 65.6%
 6 Diaz, Carmen 41 PUR 1:20:30.00 55.1%
W45 10000m Walk
 1 Nell, Barbara 48 RSA 53:33.00 87.6%
 2 Sweazey, Nanci 47 CAN 54:52.00 84.8%
 3 Marcenco, Natali 48 ITA 56:02.00 83.7%
 4 Wheeler, Ann 47 GBR 1:02:08.00 74.9%

5 Vazquez, Rosa 47 MEX 1:02:59.00 73.8%
 6 Foyo, Maria 48 MEX 1:07:29.00 69.5%
 7 Boranian, Noreen 46 USA 1:08:40.00 67.2%
 8 Moreno, Gloria 47 MEX 1:10:10.00 66.3%

W50 10000m Walk
 1 Carr, Heather 53 AUS 56:26.00 86.8%
 2 Fernandes, Maria 51 POR 57:07.00 84.2%
 3 Whalen, Liliana 51 CAN 59:14.00 81.2%
 4 Watts, Sherry 50 CAN 1:04:23.00 74.1%
 5 Mayfield, Cathy 51 USA 1:05:55.00 73.0%
 6 Venslavsky, Joan 53 USA 1:08:10.00 71.8%
 7 Ramsden, Agnes 54 CAN 1:10:01.00 70.6%
 8 Alvarado, Margarita 51 MEX 1:10:09.00 68.6%

W55 10000m Walk
 1 Maeder, Heidi 59 SUI 58:26.00 88.7%
 2 Loyer, Suzanne 55 FRA 58:54.00 84.6%
 3 Huerta, Maria 55 MEX 1:02:19.00 80.0%
 4 Frible, Kathleen 57 USA 1:03:29.00 80.1%
 5 Cetrulo, Donna 55 USA 1:04:38.00 77.1%
 6 Buitrago, Olga 55 ARG 1:05:49.00 75.7%
 7 De Coppet, Brigita 57 SUI 1:06:25.00 76.5%
 8 Steigervalt, Jolene 59 USA 1:07:03.00 77.3%

W60 10000m Walk
 1 Fleetwood, Gudrun 60 SWE 1:00:04.00 87.1%
 2 Seiler, Waltraud 62 GER 1:01:02.00 87.6%
 3 Karetie, Pirjo 60 FIN 1:04:01.00 81.8%
 4 De Wolf, Frieda 60 BEL 1:05:03.00 80.5%
 5 Higbie, Janet 61 USA 1:05:05.00 81.3%
 6 Christensen, Joan 63 CAN 1:08:06.00 79.3%
 7 Gusat, Emilia 60 ROM 1:10:46.00 74.0%
 8 Schickel, Lynne 61 AUS 1:11:10.00 74.3%

W65 10000m Walk
 1 Elliott, Joanne 66 USA 1:08:48.00 81.1%
 2 Berman, Joan 66 USA 1:13:26.00 76.0%
 3 Beaumont, Margaret 65 AUS 1:16:54.00 71.8%
 4 Cabrera, Esther 66 BOL 1:19:32.00 70.2%

W70 10000m Walk
 1 Provost, June-Marie 70 CAN 1:10:30.00 83.0%
 2 Solis, Raquel 74 MEX 1:22:31.00 74.6%
 3 Elkins, Claire 73 USA 1:25:26.00 71.1%
 4 Santana, Tomasa 70 DOM 1:29:17.00 65.5%
 5 Anderson, Ruth 73 USA 1:38:12.00 61.9%

W75 10000m Walk
 1 Barker, Annie 78 USA 1:24:23.00 77.1%
 2 Ohlb, Olena 79 UKR 1:28:32.00 74.6%
 3 McDonald, Jeri 75 USA 1:29:13.00 69.9%

W85 10000m Walk
 1 Benno-Caris, Fan 85 USA 1:31:53.00 79.4%
 2 Nyberg, Margaretha 87 SWE 1:38:15.00 77.3%

20,000M RACEWALK
M40 20000m Walk
 1 Wogerbauer, Stephan 43 AUT 1:41:13.00 82.1%
 2 Gutierrez, Sergio 41 CRC 1:42:17.00 80.1%
 3 Frixon, Jean-Michel 43 FRA 1:43:10.00 80.6%
 4 Major, Ferenc 42 HUN 1:44:37.00 78.9%
 5 Muniz, Ramon 41 PUR 1:49:45.00 74.7%
 6 Bernard, Cossy 44 SUI 1:57:30.00 71.3%
 7 Paps, Ronald 40 GER 1:58:51.00 68.4%
 8 Stojanovic, Zoran 43 SER 1:59:34.00 69.5%

M45 20000m Walk
 1 Barabash, Vladimir 47 RUS 1:46:44.00 80.3%
 2 Mendez, Adan 45 MEX 1:47:15.00 78.7%
 3 Venturi, Franco 46 ITA 1:52:58.00 75.3%
 4 Ryan, Charles 49 GBR 1:53:36.00 76.6%
 5 Bruegel, Juergen 49 GER 2:02:19.00 71.2%
 6 Siegel, Wilfried 45 AUT 2:02:53.00 68.6%
 7 Thiedmann, Klaus 48 GER 2:12:16.00 65.3%
 8 Vazquez, Juan 48 PUR 2:16:12.00 63.4%

M50 20000m Walk
 1 Lopez, Jose 53 MEX 1:51:57.00 80.4%
 2 Siegel, Johann 54 AUT 1:57:18.00 77.4%
 3 Yanes, Juan 53 VEN 1:58:57.00 75.7%
 4 Orriols, Josep 53 ESP 2:04:35.00 72.2%
 5 Czaja, Jean Claude 54 FRA 2:16:32.00 66.5%
 6 Tsujitani, Shinichi 50 JPN 2:18:12.00 63.5%

M55 20000m Walk
 1 Pineda, Gildardo 56 MEX 1:55:18.00 80.1%
 2 King, Anthony 57 IRL 1:57:50.00 79.1%
 3 Schneider, Michel 56 SUI 2:00:02.00 77.0%
 4 Frible, Norman 57 USA 2:00:40.00 77.3%
 5 Niesterberger, Ludw 55 AUT 2:03:47.00 74.0%
 6 Null, Gary 58 USA 2:06:48.00 74.2%
 7 Bergmann, Roland 57 SUI 2:08:00.00 72.9%
 8 Figueroa, Esteban 58 PUR 2:12:00.00 71.3%

M60 20000m Walk
 1 Denoon, Donald 60 USA 1:58:03.00 81.3%
 2 Herrera, Jorge 62 MEX 2:06:58.00 77.1%
 3 Melendez, Victor 64 PUR 2:09:01.00 77.4%
 4 Sipes, Victor 60 USA 2:12:35.00 72.3%
 5 De Coppet, Alexis 64 SUI 2:15:17.00 73.8%
 6 Ludwig, Alfred 62 GER 2:16:07.00 71.9%
 7 Carmines, James 60 USA 2:19:32.00 68.7%
 8 Backlund, John 63 USA 2:21:51.00 69.7%

M65 20000m Walk
 1 Koutchounov, Aglia 65 RUS 2:03:40.00 81.6%
 2 Johnson, Paul 65 USA 2:07:26.00 79.2%
 3 Chavez, Luis 68 COL 2:24:42.00 72.0%

4 Summerhayes, Stuart 69 CAN 2:25:49.00 72.3%
 5 Thorne, Wesley 65 TRI 2:35:32.00 64.9%
 6 Kessner, Gerhard 67 GER 2:35:52.00 66.2%
 7 Acosta, Carlos 69 USA 2:36:45.00 67.3%
 8 Flasnnoecker, Holge 65 GER 2:38:33.00 63.6%

M70 20000m Walk
 1 Bray, Jack 70 USA 2:12:29.00 80.5%
 2 Rutyna, Mieczyslan 72 POL 2:14:03.00 81.5%
 3 Perez, Salvador 70 MEX 2:21:45.00 75.2%
 4 Elkins, Clifford 71 USA 2:37:24.00 68.6%
 5 Nawrocki, Ryszard 74 USA 2:43:43.00 68.3%

DECATHLON
M40 Decathlon
 1 Eriksson, Juha 41 FIN 6569
 2 Porter, Doug 41 USA 6343
 3 Zelz, Klaus Peter 44 GER 6201
 4 Berle, Dolf 40 USA 5789
 5 Drabben, Helmut 44 NED 5753
 6 Roman, David 41 PUR 5236
 7 Suarez, Jaime 40 PUR 5111
 8 Chamouroudis, Konst 42 GRE 5006

M45 Decathlon
 1 Ellis, Ken 45 USA 7082
 2 Janusey, Michael 45 USA 6882
 3 Major, Ronald 46 GER 6856
 4 Slaughter, Brian 45 GBR 6592
 5 Mayor, John 45 GBR 6423
 6 Pedersen, Finn 45 NOR 5964
 7 Taylor, John 46 GBR 4381
 8 McAraes, Kelly 49 USA 4235

M50 Decathlon
 1 Gentle, Glenn 51 NED 7420
 2 Jacquet-Ace, Russe 50 USA 6262
 3 Lewis, Tyrone 54 GBR 6169
 4 Berquist, Brian 50 CAN 5897
 5 Rhauc, Reinhard 50 GER 5833
 6 Hall, Terry 50 GBR 5574
 7 Moriawaki, Shimpei 54 JPN 5454
 8 Hawkins, John 54 CAN 5414

M55 Decathlon
 1 Beinvoel, Wilhelm 55 GER 7399
 2 Hamill, Warren 57 CAN 7229
 3 Baker, Robert 57 USA 6660
 4 Hough, Norman 56 RSA 6387
 5 Judson, Fred 57 CAN 6219
 6 Hessert, Helmut 56 GER 5721
 7 Uribe, Bernardino 55 CHL 5480
 8 Reiter, Gordon 57 USA 5429

M60 Decathlon
 1 Pawlik, Emil 64 USA 7611
 2 Angus, Bill 60 USA 7070
 3 Eimer, Kurt 60 GER 6225
 4 Strasshofer, Grego 62 GER 6003
 5 Pinnen, Jorma 62 FIN 59443
 6 Poutainen, Kyost 62 FIN 5813
 7 Schaefer, Horst 62 GER 5788
 8 Kappei, Werner 60 GER 5595

M65 Decathlon
 1 Skramstad, Knut 66 NOR 7754
 2 Wennblom, Lars 68 SWE 7053
 3 Solvberg, Kjartan 66 NOR 6993
 4 Trondset, Tor 67 SWE 6703
 5 Miekautsch, Hans 65 RSA 6519
 6 Hoffman, Dietrich 65 GER 6340
 7 Jankovich, Wm. 69 USA 5508
 8 Berardi, Jose 68 ARG 3187

M70 Decathlon
 1 Kandeydi, Hikmet 70 TUR 7572
 2 Johnson, Ronald 71 NZL 5940
 3 Wong, Maximili 70 MEX 5585
 4 Fechner, Helmut 70 GER 5098
 5 Douglass, Dave 71 USA 5053
 6 Kupczyk, Henryk 70 CAN 2874

M75 Decathlon
 1 Smith, Denver 77 USA 6778
 2 Seib, Edmund 76 GER 6298
 3 Daprano, Wm. 76 USA 5629
 4 Kalk, Jalmar 76 SWE 5075
 5 Leovic, Rad 75 AUS 4834
 6 Lagos, Luis 77 CHL 4829
 7 Albrecht, Horst 79 GER 4795

M80 Decathlon
 1 Tatsuta, Yoshiaka 80 JPN 3665

HEPTATHLON
W35 Heptathlon
 1 Wrzesnick, Kornel 37 GER 4156
 2 Mokrasova, Euzan 38 SLO 4107
 3 Sandsund, Marian 39 NOR 3698
 4 Nadal, Patricia 36 ESP 3639
 5 Okada, Risako 37 JPN 3333
 6 Seerden, Monique 39 NED 3315

W40 Heptathlon
 1 Kay, Marie 43 AUS 5989
 2 Laing, Wendy 40 GBR 5392
 3 Straschewski, Anka 40 GER 5374
 4 Peto, Zsuzsanna 42 AUT 5148
 5 Scheuch, Maria 42 PER 4183
 6 Barker, Hazel 43 GBR 4057
 7 Contag, Christiane 40 GER 3989

6 Reyes, Julio 71 PUR 2:49:18.01 63.7%
 7 Solis, George 71 USA 2:51:23.01 63.0%

M75 20000m Walk
 1 Dubjak, Vratislav 76 CZE 2:22:58.00 80.3%
 2 Mimm, Robert 78 USA 2:40:39.00 73.4%
 3 Wahlberg, Nils 77 FIN 2:52:47.01 67.4%
 4 Hansen, Rich 77 USA 2:54:59.01 66.5%
 5 Theurel, Teofilo 75 MEX 2:58:23.01 63.5%

M80 20000m Walk
 1 Marzano, Daniel 80 USA 2:55:50.01 69.0%

M70 Weight Pentathlon
 1 Itkonen, Aki 70 FIN 4491
 2 Rzehak, Richard 73 GER 4356
 3 Jansen, Leonard 70 GER 4302
 4 Feick, Ray 71 USA 4215
 5 Takumi, Matsushima 71 BRA 3822
 6 Lytyvnenko, Mykha 72 UKR 3802
 7 Saether, Arne 71 NOR 3752
 8 Laus, Anton 70 EST 3751

M75 Weight Pentathlon
 1 Will, Heiner 76 GER 4298
 2 Rittweger, Manfred 75 GER 3871
 3 Stein, Jacob 79 USA 2147
 4 Gallagher, Hugh 78 IRL 1962

M80 Weight Pentathlon
 1 Makela, Valto 80 FIN 3393

M85 Weight Pentathlon
 1 Lonnoth, Heige 86 FIN 4275
 2 Kamalainen, Ensio 86 FIN 3832
 3 Gundlach, Ernesto 85 CHL 2942

M90 Weight Pentathlon
 1 West, Howard 90 CAN 3859
 2 Polgar, Anton 90 GER 3442
 3 Gonzalez, Gilberto 90 PUR 3287

W35 Weight Pentathlon
 1 McCahill, Christina 38 NZL 3879
 2 Chiro, Claudine 38 FRA 3511
 3 Strohm, Susanne 39 GER 2976
 4 Weller, Ellen 37 GER 2969
 5 De Wolf, Kathleen 36 BEL 2801
 6 Stolt, Silke 35 GER 2744
 7 Czubyako, Judith 37 GER 2702
 8 Hallden, Catarina 36 GBR 1884

W40 Weight Pentathlon
 1 Lewis, Onethica 43 USA 4934
 2 Anton, Angelika 40 GER 4067
 3 Grell, Carmen 40 GER 3986
 4 Straschewski, Anke 40 GER 3562
 5 Hourihan, Alyson 42 GER 3414
 6 Van Dijk, Ingrid 41 NED 3084
 7 Masabacka, Susanne 42 FIN 2659
 8 Garcia, Rocio 43 MEX 1856

W45 Weight Pentathlon
 1 Finsrud, Carol 46 USA 4960
 2 Jensen, Anne 49 DEN 3847
 3 Karlstrom, Siv 46 FIN 3213
 4 Ehn, Gabriela 45 AUT 3084
 5 Castro, Mercedes 47 MEX 2726

W50 Weight Pentathlon
 1 Tomanek, Margareth 53 BEL 4292
 2 Schultz, Christine 52 AUS 4070
 3 Ballanger, Annie 52 FRA 3936
 4 Ambratis, Heideleore 54 GER 3026
 5 Dec, Janina 54 POL 2657
 6 Baar, Cathy 51 PUR 1505
 7 Mussett, Loraine 54 AUS 1499

W55 Weight Pentathlon
 1 Faldager, Inge 55 DEN 4625
 2 Magyar, Maria 55 HUN 3517
 3 McBlain, Liz 55 CAN 2962
 4 Alexander, Rosemar 55 GBR 2905

W60 Weight Pentathlon
 1 Erikson, Helvi 63 EST 4436
 2 Illgen, Karin 62 GER 4289
 3 Falt, Inkeri 62 FIN 3868
 4 Cutler, Georgia 60 USA 3851
 5 Stecher, Gisela 60 GER 3803
 6 Kanari, Tomoko 62 JPN 3661
 7 Krutob, Tiia 61 EST 3599
 8 Teesalu, Anu 62 EST 3559

W65 Weight Pentathlon
 1 Williams, Evaun 65 GBR 5548
 2 Kofink, Signur 68 GER 4762
 3 Wissinger, Susanne 69 GER 4457
 4 Sholten, Annemarie 69 GER 3557
 5 Junge, Ingrid 68 GER 3310

W70 Weight Pentathlon
 1 Hanssens, Rachel 74 BEL 3944
 2 Bortell, Gloria 72 USA 3320
 3 San Martin, Maria 73 URU 2907
 4 Hicks, Amy 70 USA 2675
 5 Velez, Irma 73 PUR 2516

W75 Weight Pentathlon
 1 Bakhoff, Hilna 76 EST 3917
 2 Huapaya, Julia 76 PER 3909
 3 Holland, Bernice 76 USA 3573
 4 De Wilde, Joanna 76 BEL 3068

Continued on next page

Continued from previous page
 5 Foerster, Ursula 77 GER 3059
 6 Brasher, Shirley 76 AUS 2400

7 McLeod-Smith, Dor 77 CAN 2330
 W80 Weight Pentathlon
 1 Kutti, Nora 80 EST 3666

2 Fleckner, Marlis 83 CHL 2172
 3 Hinto, Margaret 81 USA 1938

TRACK & FIELD RESULTS

Please send results to: National Masters News, P.O. Box 50098, Eugene OR 97405. To keep information current, we generally do not publish results more than 3 months old. Results that are typed (maximum 28 spaces / 21/4" wide) in metric in our format receive preference. Deadline is the 10th of the month prior to issue date.

EAST

Philadelphia Masters AC "Ross Carter Memorial Meet" Weight Pentathlon, Albright College, Reading, PA; June 7

Name	Age	HT	SP	D	J	Wt	Points
Folk, Dan	M50	0	7.94	29.03	14.92	8.13	1425
Eberhardinger, Paul	M80	14.51	4.21	11.14	8.39	5.62	1535
Helfrich, Nick	M45	23.71	8.93	27.83	25.56	8.11	1994
Reichard, Carl	M50	46.37	11.22	0	25.29	15.44	2594
Bambrick, Mike	M40	42.96	10.50	38.19	32.36	13.22	2872
Kuhns, Jack	M60	31.08	10.90	33.13	28.64	12.29	3055
Sager, Bob	M55	41.53	11.73	32.85	24.68	13.55	3293
Wetenhall, Jim	M45	47.11	12.37	38.29	35.20	14.83	3518
Carstensen, Pay	M70	40.23	9.71	26.37	21.19	15.02	3585
Feick, Ray	M70	36.47	11.37	32.35	24.69	15.42	3888
Lewis, Oneithe	F40	52.11	14.49	41.15	25.87	17.34	4922

NOTE: Weather: rained 2 inches during meet.

Super Weight (SW) and Ultra Weights (UW), Gilbertsville, PA; June 8

Name	Age	SW	SW	UW	UW	UW	UW	Points (UW)
Eberhardinger, Paul	83	3.58	56	2.33	1.18	.29	300	1197
Sager, Bob	55	7.47		3.90	1.29		67	1916
Levesque, Don	71	7.10		4.63	2.45	1.19	28	2261
Feick, Ray	71	8.42		5.85	2.80	.94	32	2433
Ray, Allen	56	7.28		3.68	1.86	1.06	106	2598
Carstensen, Pay	71	8.23		4.38	3.01	1.63	81	2752
Wetenhall, Jim	48	10.55		6.07	2.44	1.56	3399	
Individual Events: Thompson, Glenn		M 40	SP	15.31m/D	44.52m			

Long Island Association Championships Farmingdale, NY; June 14-15

100m	M35 Jim Reilly	11.1
M40 Paul Augello	12.7	
M55 Tom Toscano	13.0	
M60 Richard Rosen	14.2	
200m	M35 Jim Reilly	23.0
M40 Paul Augello	26.3	
M55 Tom Toscano	27.0	
M60 Richard Rosen	30.0	
400m	W30 Michelle Atkins	80.9
800m	W60 Marie-LMichelsohn	2:57.90
M50 Thomas Crocker	2:34.40	
Edward Chesnick	2:37.30	
1500m	W60 Marie-LMichelsohn	5:50.90
M45 Paul Salerno	5:26.60	
M60 Blaine Lawson	6:16.40	
Short Hurdles	M50 Rick Lapp	x16.3
Long Hurdles	M45 Joey Varrone	x63.4
M50 Rick Lapp	x61.8	
Steeplechase	W40 Marianne Torrellas	x9:45.20
W60 Marie-L Michelsohn	9:18.00	
Triple Jump	W40 Patricia Taylor	x8.66
M55 Gerard Dunne	8.25	
Shot Put	W50 Joy Remppe	6.37
M40 Mike Clancy	11.35	
M45 George Sandas	10.86	
M50 Karl Johnson	14.85	
Glenn Jefferson	11.95	
Dan Valasek	x10.57	
Tom Aberham	8.97	
M55 Tom Remppe	8.85	
M65 Ed Joyce	9.75	
Discus	W50 Joy Remppe	14.98
M35 Michael Isaacs	x24.88	
M40 Brian Donahue	39.55	
Mike Clancy	34.61	
M45 George Sandas	29.00	
M50 Glenn Jefferson	31.15	
Tom Aberham	25.70	
M55 Tom Remppe	24.67	
M65 Rich Janson	x33.25	
Javelin	M50 Glenn Jefferson	26.17
M55 Robert van Horn	18.22	
M60 Phil Limpert	24.75	
5000m Racewalk	W40 Marianne Torrellas	x27:09.40
x=out of association		

NY Masters Spring Classic South Huntington, NY; June 22

100m	M35 Ronald Dary	12.2
M40 Jim Reilly	11.4	
200m	M35 Ronald Dary	25.5
M40 Jim Reilly	23.0	

400m

M50 Rick Lapp	58.0	
M55 Eric Weissbrot	1:33.4	
Long Jump	M55 John Harbulak	3.04
M65 Ed Kent	3.92	
Triple Jump	M65 Ed Kent	8.30
Shot	M30 Roy Rains	8.80
M40 Glenn Thompson	15.71	
Fred Sandas	10.51	
M50 George Sandas	8.67	
M55 Rich Dunphy	9.47	
Eric Weissbrot	8.94	
M60 A Kaufman	11.10	
M70 Pete Barker	10.83	
Nils Parma	9.83	
M75 Ray Feick	11.66	
M80 Jimmy Choy	9.22	
W40 Debbie Ecklund	6.31	
W60 Roslyn Katz	7.13	
W65 Anne Cirulnick	7.06	
Discus	M30 Roy Rains	28.11
M40 Glenn Thompson	50.95	
M55 Terry Shuman	41.33	
Eric Weissbrot	28.60	
M70 Pete Barker	32.68	
Nils Parma	26.32	
M76 Ray Feick	35.06	
W40 Debbie Ecklund	19.83	
W60 Roslyn Katz	20.09	
W65 Anne Cirulnick	17.17	
Hammer	M30 Roy Rains	34.18
M40 Fred Sandas	25.16	
M50 George Sandas	43.14	
M55 Terry Shuman	37.92	
M65 Ed Joyce	20.99	
M70 Pete Barker	32.23	
M75 Ray Feick	38.01	
W40 Onethea Lewis	54.22	
Debbie Ecklund	21.27	
W65 Anne Cirulnick	20.07	
Javelin	M55 John Harbulak	27.56
M70 Art Kearney	27.78	
Nils Parma	25.96	
M75 Ray Feick	31.44	
W40 Debbie Ecklund	15.54	
W60 Roslyn Katz	17.14	
W65 Anne Cirulnick	11.36	
Weight	M30 Roy Rains	10.19
M40 Glenn Thompson	13.17	
M50 George Sandas	13.78	
M55 Terry Shuman	12.79	
M70 Pete Barker	11.69	
M75 Roy Feick	16.85	
W40 Debbie Ecklund	6.88	
W65 Anne Cirulnick	7.94	

Green Mountain Senior Games Montpelier, VT; June 28

100m	M50 D Westover	12.6
M60 H Wilson	18.8	
M65 D Conklin	15.8	
M70 K Perkins	15.4	
M80 V Mattson	25.5	
W65 B Jordan	15.8	
W75 A Perkins	28.1	
200m	M50 D Westover	26.9
M55 G Gerdel	30.1	
M60 H Wilson	36.7	
M65 H Daghavarian	34.7	
M70 D Bell	35.9	
M80 V Mattson	1:07.1	
M85 B Matteson	40.8	
W65 B Jordan	34.3	
400m	M55 G Gerdel	1:04.9
M60 H Wilson	1:17.0	
M65 H Daghavarian	1:18.8	
M70 D Bell	1:31.1	
M85 B Matteson	1:42.1	
W65 B Jordan	1:28.0	
800m	M55 G Gerdel	2:41.1
M60 H Wilson	3:26.1	
M65 H Daghavarian	3:26.1	
1500m	M55 J Tetherly	5:55.6
M60 H Wilson	6:20.7	
M65 H Daghavarian	6:27.0	
M70 J Finan	8:10.4	
High Jump	M40 R Sobel	5-0
M55 M Zahner	3-5	
M60 C Wallin	4-3	
M70 K Perkins	4-1	
M75 B Perkins	3-7	
W65 F Meiler	3-9	
Pole Vault	M55 M Zahner	9-6
M65 D Conklin	9-6	
M70 D Bell	5-0	
W65 F Meiler	5-6	
Long Jump	M55 G Gerdel	12
M60 C Wallin	11	
M70 K Perkins	11-4	
M75 B Perkins	9-8	
M80 V Mattson	5-4	
W65 B Jordan	10-8	
Shot Put	M50 B Tyrol	29-11

M60 C Wallin	47-1	
M65 R Forgger	32	
M70 S Messiter	30-4	
M75 R Webber	25-1	
M80 V Matteson	13-5	
W55 J Fichter	20	
W65 F Moravcsik	23	
W75 A Perkins	17	
Discus	M50 D Tyrol	83-5
M55 M Zahner	94-5	
M60 C Wallin	124-9	
M65 R Forgger	81-10	
M70 P Webber	88-10	
M75 S Messiter	74-8	
M80 V Mattson	44-8	
W55 J Fichter	44-9	
W65 F Meiler	66	
W75 A Perkins	41	
W80 H Hammond	21-10	
Javelin	M55 M Zahner	116-7
M60 C Wallin	119	
M70 D Bell	75	
M75 S Messiter	95	
M80 V Mattson	23-3	
W55 J Fichter	53-1	
W65 F Meiler	50-7	
W75 A Perkins	31-10	
W80 H Hammond	16-3	

SOUTHEAST

USATF Southeast Masters/ North Carolina Championships Raleigh, NC; May 2-4

100m	M30 Reuben Irwin	11.43
William Ashley	11.90	
M35 Daren Welborn	11.77	
Norman Spencer	12.68	
Chris Sarsony	12.84	
M40 Al Gibbs	11.92	
Robert Harding	11.98	
Charles Johnson	13.07	
M45 Thomas Jones	11.85	
Frankie Smith	12.05	
Michael Janusey	12.29	
M50 Robert Bowen	12.32	
Oscar Peyton	12.34	
Ernie Snodgrass	13.23	
M55 Robert Koontz	12.46	
Samuel Hall	13.51	
James McGarry	15.47	
M60 Hans Gordon	13.68	
Jim Kenney	13.96	
Ervin Mitchell	14.52	
M65 Don Beck	14.84	
Paul Williams	14.91	
Tony Besase	15.74	
M70 Lawrence Greco	16.75	
M75 Chuck Sochor	16.78	
William Bailey	17.73	
M80 Marlen McWilliams	16.06	
W30 Arishonne Anthony	16.65	
W35 Regina Richardson	13.29	
W45 Loretta Woodward	14.13	
W50 Tina Hayes	13.74	
Hillen Stubendorff	15.49	
W60 Joy MacDonald	16.47	
Barbara Latta	27.23	
W65 Audrey Lary	15.80	
Marilyn Fitzgerald	16.40	
Essie Kea	16.40	
W75 Leonore McDaniels	18.80	
W80 Carly Convery	26.20	
200m	M30 Reuben Irwin	24.00
William Ashley	24.52	
M35 Daren Welborn	24.05	
Chris Sarsony	26.42	
M40 Robert Harding	23.95	
Al Gibbs	23.99	
Kinley Hill	25.18	
M45 Thomas Jones	24.27	
Frankie Smith	24.34	
M50 Robert Bowen	24.20	
Oscar Peyton	24.41	
Michael Carter	28.78	
M55 Robert Koontz	26.53	
Samuel Hall	27.25	
Kingsley Clarke	30.64	
M60 Hans Gordon	29.23	
Pete Floyd	31.56	
M70 Earl Fee	32.32	
Lawrence Greco	37.55	

Don Bramante	38.30	
M75 Chuck Sochor	36.78	
William Bergen	42.99	
W30 Arishonne Anthony	36.69	
W45 Loretta Woodward	41.41	
W50 Tina Hayes	29.24	
Barbara Latta	57.81	
W65 Audrey Lary	34.10	
Essie Kea	35.39	
W75 Leonore McDaniels	44.44	
W80 Carla Convery	1:07.94	
400m	M30 William Ashley	55.17
Todd Hill	59.49	
M35 Chris Sarsony	58.50	
Robert Cousar, Jr	1:02.20	
M40 Robert Harding	54.53	
Kinley Hill	58.28	
Lawrence Finley	58.77	
M45 Bernard Gant	1:02.55	
M50 Michael Carter	1:02.35	
Stefan Waltermann	1:06.98	
Charles Edmond	1:19.11	
M55 Warren Graff	1:02.21	
Kingsley Clarke	1:11.83	
Roger Yates	1:25.54	
M60 Maurice McDonald	1:01.55	
M70 Earl Fee	1:07.80	
Don Bramante	1:37.03	
M75 Chuck Sochor	1:37.18	
William Bergen	1:41.95	
W50 Hillen Stubendorff	1:09.78	
W60 Angela Staab	1:48.24	
Barbara Latta	1:57.82	
W65 Jeanne Daprano	1:19.41	
Marilyn Fitzgerald	1:25.63	
W75 Helen Schley	1:47.02	
800m	M35 Robert Cousar, Jr	2:24.28
M40 Ed Fager	2:22.42	
Alan Sigmon	2:41.21	
M45 Eddie Stone	2:11.43	
Miles Vaughn	2:14.43	
Fred Robbins	2:26.39	
M50 Michael Carter	2:32.72	
John Pickard	2:33.50	
Jay Smith	2:37.45	
M55 Robert Weiner	2:37.61	
Tom Lada	2:43.29	
M60 Maxwell Hamlyn	2:33.72	
M70 Earl Fee	2:38.14	
Alan Smith	3:26.99	
M85 Dudley Healy	5:59.99	
W50 Hillen Stubendorff	2:46.77	
W60 M-L Michelsohn	2:56.19	
Barbara Latta	4:25.32	
W65 Marilyn Fitzgerald	3:26.10	
W75 Helen Schley	4:27.98	
Mile	M30 John Singer	6:21.96
M40 Alan Sigmon	5:33.58	
M45 Stanley Stewart	5:31.29	
Robert Peterson	5:54.41	
Eric Braschwitz	6:52.04	
M50 Jay Smith	5:57.46	
Stefan Waltermann	5:58.67	
M55 Robert Weiner	6:31.57	
M60 Maxwell Hamlyn	5:45.67	
M70 Alan Smith	7:23.53	
W60 Barbara Latta	8:57.43	
Angela Staab	9:00.06	
W65 Jeanne Daprano	6:47.64	
3000m	M45 James Dill	10:06.2h
Thomas Deming	10:20.9h	
Robert Peterson	11:29.0h	
M60 Maxwell Hamlyn	11:38.4h	
M70 Walter McConnell	15:45.8h	
W60 Angela Staab	19:24.5h	
5000m	M30 Arturo Pujol	19:26.88
John Singer	22:05.61	
M40 Mark Stauffer	18:35.48	
M45 Stanley Stewart	18:19.88	
Robert Peterson	19:35.23	
M70 Bill Butler	22:27.03	
M85 Dudley Healy	49:16.92	
Short Hurdles	M40 Karl Kibler	19.56
M45 Jim Russ	18.73	
M55 Norman Hough	21.27	
M60 John Clifford	18.39	
M65 Tony Besase	21.74	
M70 James Stookey	13.79	
M75 Chuck Sochor	19.14	

Long Hurdles	M55 Warren Graff	1:11.69
M65 Don Beck	1:00.78	
M70 Earl Fee	53.73	
James Stookey	55.54	
M75 Chuck Sochor	1:22.72	
W35 Regina Richardson	1:23.05	
2000m Steeplechase	M-L Michelsohn	9:05.36
3000m Steeplechase	M40 David Jackson	12:22.96
M45 Fred Robbins	11:22.31	
M50 John Pickard	12:56.14	
M55 Robert Weiner	15:34.25	
High Jump	M35 Rob Lawson	1.55
M45 Mark Williamson	1.85	
Michael Janusey	1.55	
M50 James Sauers	1.75	
John Baylies	1.45	
Michael Walker	1.45	
M55 Norman Hough	1.40	
George Cliette	1.35	
Mike Crosby	1.20	
M60 Parviz Youssefi	1.35	
Norris Wright	1.05	
M65 Glenn Yoder	1.30	
Tony Besase	1.20	
M70 James Condell	1.25	
Russell McDaniels	1.15	
David Rider	1.15	
W30 Angelique Mitchell	1.00	
W65 Evelyn Wright	1.20	
Essie Kea	1.10	
W75 Leonore McDaniels	1.13	
Pole Vault	M50 Robert Berke	3.20
M55 Tomlinson Rauscher	3.51	
M65 Tony Besase	1.9	

Continued from previous page

Leonard Rosen	11.08
Ezzat Pashai	10.76
M70 Larry Horine	12.37
Ray Feick	11.49
James Duncan	11.01
M75 Edward Holmes	9.35
William Bergen	7.91
Bill Snaden	7.53
M90 Trent Lane	6.70
W35 Kelly Thompson	8.76
W60 Carol Young	7.54
W65 Erika Messner	8.27
Evelyn Wright	8.21
W70 Frances Matthews	5.56
Lillian Snaden	5.36
Sharon Good	4.64
W80 Carla Convery	3.67
W85 Juanita Brookover	5.12
Betty Jarvis	4.38
Katherine Gradick	4.26
Discus	
M30 Neil Derycke	38.20
M40 Robert Tulloch	31.29
Nathan Emery	39.16
Bryan Stewart	34.66
M45 Geoff Emerson	33.26
Scott Medlin	30.75
Jim Russ	30.48
M55 John von Rohr	36.82
George Clette	28.79
Roger Yates	21.29
M60 Norris Wright	36.75
Glenn Dawson	34.78
James Turner	32.29
M65 Esse Sattari	41.14
Leonard Rosen	38.00
Ezzat Pashai	34.26
M70 Larry Horine	36.22
William Garrahan	35.25
Ray Feick	32.65
M75 Edward Holmes	27.14
William Bergen	23.36
Jacob Stein	20.98
M90 Trent Lane	15.62
W35 Kelly Thompson	27.78
W45 Liz Johnson	22.33
W55 Lethia Hepler	12.58
W60 Carol Young	23.08
Angela Staab	13.93
W65 Erika Messner	22.11
Evelyn Wright	21.68
W70 Frances Matthews	12.89
Sharon Good	10.71
Lillian Snaden	10.14
W80 Margaret Davis	10.77
Carla Convery	7.75
W85 Juanita Brookover	13.13
Betty Jarvis	10.79
Katherine Bradick	9.47
Hammer	
M30 Neil Derycke	23.34
M40 Bryan Stewart	33.02
M45 Gary Sutton	27.05
M55 John von Rohr	43.42
M60 Bob Cahners	44.62
M65 Tim Twomey	35.86
Ezzat Pashai	30.42
M70 Pay Carstensen	37.99
Ray Feick	36.54
William Garrahan	31.43
M75 Jacob Stein	20.77
Bill Snaden	17.84
Art Harris	16.46
M90 Trent Lane	15.83
W35 Kelly Thompson	26.08
W60 Carol Young	34.09
W65 Evelyn Wright	26.68
Erika Messner	25.35
W70 Sharon Good	14.32
Lillian Snaden	14.27
W85 Betty Jarvis	11.94
Katherine Gradick	9.86
Javelin	
M40 Bryan Stewart	42.92
M45 Michael Janusey	49.84
Jim Russ	44.65
Jeff Gorski	44.24
M50 Robert Berke	31.02
M55 Norman Hough	42.43
George Clette	25.11
James McGarry	24.73
M60 Jim Kenney	46.01
Glenn Dawson	37.25
James Turner	32.00

M65 Esse Sattari	44.20
Ezzat Pashai	38.88
M70 James Duncan	36.11
W30 Wendy Newman	42.48
W35 Kelly Thompson	16.94
W45 Liz Johnson	17.55
W55 Lethia Hepler	9.16
W60 Carol Young	22.71
Brenda Erickson	14.00
W65 Erika Messner	24.54
Evelyn Wright	17.75
W70 Frances Matthews	12.64
Lillian Snaden	8.84
Sharon Good	8.17
W80 Carla Convery	9.89
Margaret Davis	9.45
W85 Juanita Brookover	11.25
Katherine Gradick	10.06
Betty Jarvis	9.95
Weight Throw	
M30 Neil Derycke	11.08
M40 Bryan Stewart	9.81
M45 Gary Sutton	9.94
Scott Medlin	8.11
M55 John von Rohr	14.45
Bob Cahners	18.13
Norris Wright	8.87
M65 Tim Twomey	13.52
Ezzat Pashai	9.97
M70 Ray Feick	16.06
Pay Carstensen	14.76
William Garrahan	13.73
M75 Art Harris	8.86
Bill Snaden	7.62
Jacob Stein	7.42
M90 Trent Lane	7.59
W35 Kelly Thompson	9.73
W60 Carol Young	12.27
W65 Evelyn Wright	10.47
W70 Lillian Snaden	7.93
Sharon Good	6.69
W85 Betty Jarvis	5.38
Katherine Gradick	5.14
Superweight	
M45 Scott Medlin	6.05
M50 Jack Romansic	5.98
M55 William Gainey	6.46
Bob Rhinehart	4.94
M60 Bob Cahners	7.37
Mike Valle	6.19
M65 Tim Twomey	5.73
M70 Pay Carstensen	8.71
Ray Feick	8.10
Reed Quinn	6.87
M75 Bill Snaden	4.13
M90 Trent Lane	4.12
W50 Linda Romansic	5.51
Carol Young	7.08
W65 Erika Messner	5.82
W70 Lillian Snaden	5.50
Pentathlon	
M30 Michael Comer	1485
M35 Fake Guy	2611
M45 Michael Janusey	3662
Jim Russ	3502
Bob Saul	2782
M50 Garland Roebuck	1640
M55 Norman Hough	3186
Joel Liles	2451
Mike Crosby	1642
M60 David Ayers	3116
M70 James Duncan	3146
M75 Chuck Sochor	2705
Jim Dykes	1612
M90 Trent Lane	2113
W60 Ann Carter	2113
Weight Pentathlon	
M45 Jeffrey Baty	3373
Scott Medlin	2532
M50 Jack Romansic	2542
Ronald Salvio	2041
M55 William Gainey	3596
Glenn Weaver	2502
Bob Rhinehart	2330
M60 Mike Valle	3689
David Wheeler	2263
M65 William Gramley	3303
Ray Feick	4113
William Garrahan	3830
Pay Carstensen	3713
M75 Bill Snaden	2184
Art Harris	2035
M90 Trent Lane	3612
W35 Kelly Thompson	2208
W50 Linda Romansic	1718
W60 Carol Young	3371

W65 Erika Messner	3919
W70 Lillian Snaden	2352
Sharon Good	2051
W85 Betty Jarvis	2868
Katherine Gradick	2734
5000m RW	
M45 Tony Hackney	31:32.20
M55 John Fredericks	28:39.25
M60 Larry Seymour	33:03.96
M65 Bill Kelley	38:32.69
M70 Andrew Briggs	33:57.08
George Solis	38:22.85
M75 Robert Mimm	34:03.34
M80 Eldridge Lloyd	42:11.40
W45 Donna Cope	33:05.27
W50 Judy Witt	32:18.01
W55 Rosemary Wilson	35:41.34
Ingrid Birkeland	36:35.25
W60 Lois Dicker	33:25.65
Lana Kane	37:40.00
W75 Terry Hamilton	43:12.73
10,000m RW	
M55 John Fredericks	1:02:15
M60 Carl Kane	1:08:47
Lawrence Bader	1:11:24
Bobby Baker	1:19:48
M65 Ole Holsti	1:16:08
M70 George Solis	1:17:41
Andrew Briggs	1:17:51
M75 Robert Mimm	1:11:10
W40 Grace Mutz	1:04:55
W45 Donna Cop	1:08:31
W60 Lois Dicker	1:04:57
Lana Kane	1:15:14
20,000m RW	
M55 John Fredericks	2:03:12
M65 Ole Holsti	2:34:04
M70 Andrew Briggs	2:39:17
George Solis	2:40:13
M75 Robert Mimm	2:25:07
M80 Eldridge Lloyd	2:59:28
W35 Lisa Sonntag	1:52:31
W40 Grace Mutz	2:11:44

Atlanta TC Masters & Open Track & Field Meet Atlanta, CA; June 7

100m	
M30 Reuben Irwin	11.30
M35 Eric Merriweather	12.10
M40 Eugene Vicker	11.20
M45 William Kovalczyk	12.00
M50 Jeff Stevens	12.50
M55 Marion Mc Coy, Jr	12.20
M60 Harvey Jones	20.10
M65 John Poley	14.10
W30 Yolanda Rankin	15.10
W35 Regina Richardson	13.20
200m	
M30 Marcus Santi	23.26
M35 Eric Merriweather	25.14
M40 Paul Brown	23.16
M45 William Kovalczyk	24.12
M50 Calvin Haulsberry	25.46
M55 Robert Koontz	25.98
M60 James Sloan	35.37
M65 John Poley	30.55
M70 Alvin Clark	32.72
W30 Yolanda Rankin	32.61
W45 Loretta Woodward	29.97
W65 Jeanne Daprano	36.00
400m	
M35 Wallace Madden, Jr	55.2
M40 Paul Brown	51.3
M45 William Kovalczyk	54.4
M50 Bob Green	1:01.3
M55 Ozzie Binion	1:02.5
M60 Harvey Jones	1:15.8
M70 Casey Jones	1:11.2
W35 Regina Richardson	1:06.6
W40 Kellie Eyre	1:06.4
W45 Loretta Woodward	1:05.5
800m	
M30 Chuck Jones	2:13.4
M35 John Roberts	2:11.0
M40 Tim Spann	2:15.5
M45 Eddie Stone	2:09.8
M50 DeWayne Schmidt	2:17.3
M55 Terrell Davis	2:38.5
M60 Bob Hart	2:39.4
M70 Casey Jones	2:59.6
W35 Kim Sheffield	2:22.7
W40 Susan Searle	2:36.4
W45 Mary Richards	2:47.9
W65 Jeanne Daprano	3:01.8

1500m	
M30 Chuck Jones	4:40.4
M35 Paul Drury	4:16.6
M40 Jeffery Knowlton	4:31.2
M45 Neil Feather	4:48.6
M50 Kevin Kelly	4:45.7
M55 Donald Brown	5:06.0
W35 Kim Sheffield	4:57.3
W40 Kellie Eyre	5:20.3
W45 Mary Richards	6:10.1
W55 Dale Holmes	6:58.9
W65 Joyce Hodges-Hite	7:27.9
Short Hurdles	
M30 Don Drummond	14.43
M40 Dexter McCloud	18.04
M45 Larry Dutweiler	19.96
M55 Ozzie Binion	18.93
W50 Linda Lowery	15.76
Long Hurdles	
M30 Don Drummond	53.74
M35 Matt Murphy	1:09.2h
M40 Dexter McCloud	1:07.4h
M45 Larry Dutweiler	1:11.9h
M55 Ozzie Binion	1:11.8h
W50 Linda Lowery	59.10
High Jump	
M40 Scott Murphy	1.52
M45 Glenn Reid	1.32
M50 Bob Green	1.37
M55 Henry Jordan	1.62
M65 Louis Vodopya	1.22
M70 Gordon Seifert	1.27
W50 Linda Lowery	1.27
Pole Vault	
M40 Craig Neff	3.36
M45 William Rinesmith	3.20
M55 Henry Jordan	3.66
M70 Gordon Seifert	2.59
Long Jump	
M30 Lonnie White, III	4.24
M35 Alan Sims	6.01
M40 Craig Neff	5.23
M45 Glenn Reid	4.45
M55 Lance Netland	3.47
M60 Jesse Oden	2.66
W35 Regina Richardson	5.52
W50 Linda Lowery	4.20
Triple Jump	
M40 James Singleton	11.48
W35 Regina Richardson	11.19
W50 Linda Lowery	9.37
Shot Put	
M35 Matt Murphy	8.86
M40 Matthew Gubenski	11.86
M45 Bryan Stewart	12.04
M55 Eugene Rhodes	12.20
M60 James Turner	9.30
M65 Louis Vodopya	9.52
W60 Carol Young	7.85
Discus	
M35 Matt Murphy	30.31
M40 Matthew Gubenski	38.48
M45 Marcus Joseph	32.29
M55 Eugene Rhodes	42.07
M60 James Turner	30.82
W60 Carol Young	22.06
Hammer	
M45 Marcus Joseph	25.14
M55 Thomas Russell	40.07
W60 Carol Young	31.45
Javelin	
M35 Matt Murphy	38.12
M40 Scott Murphy	36.56
M45 Bryan Stewart	39.82
M55 Norman Hough	41.76
M60 James Turner	33.28
M70 Gordon Seifert	23.50
W60 Carol Young	21.18
5000m RW	
M55 Daniel Strohl	32:32.7
M70 Charles Cohn	36:46.8
W70 Diane Wender	41:59.7
5K Road Race	
M30 James Bickelhaupt	17:40.9
M35 Todd Henry	17:37.0
M40 Brian Potts	17:28.0
M45 Ken Youngers	16:58.0
M50 Thomas Shinnick	18:50.0
M55 Donald Brown	18:27.0
M60 Charlie Patterson	20:56.0
M65 Charlie Teague	25:23.0
M70 Richard Cheney	23:29.0
M75 Joe Petrolina	35:06.0
W30 Eileen Torres	20:39.8

W35 Sue Hackett	22:43.0
W40 Melissa White	24:39.3
W50 Janet Pickney	25:40.8
W65 Ann Akers	23:28.6
USATF Florida Track & Field Championships	
Clermont, FL; June 14	
100 METERS	
M30 Todd Hill	12.52
M40 Wayne Tolbert	12.97
M50 Richard Riddle	12.99
Derrel Strickland	13.56
M55 William Benford	11.10
Wayne Hansen	13.16
Eric Hill	14.46
Robert Norton	14.56
M60 Hans Gordon	13.76
Ray Lebowitz	14.59
M65 Benjamin Jimenez	17.05
M70 John Poppell	15.35
Theodore Sjogren	17.06
M80 John Anoka	18.18
W30 Anita Howard	12.77
Maria Gomez	15.50
W45 Jocelyn Lowther	14.07
W50 Susan Hill	18.44
W60 Louise Tricard	17.34
W70 Elizabeth Sjogren	22.51
200 METERS	
M30 Todd Hill	25.17
John Burke	25.47
M35 Orlando Mathews	23.23
Greg Farnsworth	24.60
M45 Steve Palacios	25.60
Jeff Phillips	31.08
M50 Bobby Terrell	26.58
Richard Riddle	27.31
Derrel Strickland	29.71
Eugene Truchelut	32.34
M55 Wayne Hansen	28.77
Eric Hill	31.01
William Benford	31.04
M60 Hans Gordon	30.04
John Shenk	30.74
Ray Lebowitz	33.54
M65 Benjamin Jimenez	42.37
M70 John Poppell	33.40
Theodore Sjogren	35.80
M80 John Anoka	39.79
W30 Anita Howard	25.85
Maria Gomez	32.85
W45 Jocelyn Lowther	29.72
W50 Susan Hill	41.23
W65 Louise Tricard	36.69
W70 Elizabeth Sjogren	52.94
400 METERS	
M30 John Burke	57.10
M45 Charles Smith	56.10
Jeff Phillips	71.91
M50 DeWayne Schmidt	62.04
David Zacharias	62.27
Eugene Truchelut	73.15
M60 John Shenk	65.52
Lionel Bonck	71.36
M75 Tom McDonald	99.66
M80 John Anoka	96.22
W30 Maria Gomez	76.18
W45 Jacelyn Lowther	68.51
W50 Susan Hill	91.36
W65 Marjorie Bryon	1:41.81
800 METERS	
M35 Brian Hickey	2:12.87
M40 Paul White	2:16.71
Brian Gallagher	2:25.89
Tom Davis	3:02.92
M50 DeWayneSchmidt	2:19.01
DennisGrandstad	2:52.39
M60 John Shenk	2:45.14
W50 Susan Hill	3:56.35
1500 METERS	
M35 Brian Hickey	4:40.50
M40 Paul White	5:06.34
Brian Gallagher	5:12.06
W50 Susan Hill	7:56.35
5000 METER RUN	
M40 Tom Davis	20:25.47
M70 Jim Blount	26:18.72
M75 Tom McDonald	28:09.64
SHORT HURDLES	
M50 Pat Crandell	16.67
M55 Eric Hill	19.44
Lloyd Lang	23.54
M60 John Sloan	21.94
W30 Maria Gomez	22.94
LONG HURDLES	
M50 David Zacharias	76.27
M55 Eric Hill	79.01
M60 John Sloan	71.17
HIGH JUMP	
M40 Kevin Judd	1.60
Paul White	1.55
M50 Pat Crandall	1.60
M55 Lloyd Long	1.35
Robert Norton	1.30
M60 Hank Beacom	1.25
Ray Lebowitz	1.05
M65 Rudy Houg	1.30
W65 Marjorie Byron	0.95

POLE VAULT	
M40 Mike Logue	3.72
M45 Harry Hackett	3

Continued from previous page

USATF National Masters Decathlon/Heptathlon Championships, Charlotte, NC; June 14-15

M35-39
1 Lawson, R 12 74 5 29m 9 74m 1 61m 58 14 19 44 28 90m 2 60m 42 48m 5 11 00
Unattached w: 1 6 17-04 25 31-11 5 5-03 25 NWI 94-10 8-06 25 139-04
Age-Graded Mark: 12 57 5 57m 9 74m 1 72m 56 36 18 94 28 90m 2 78m 45 72m 5 05 31
Age-Graded Percent: 78 49% 62 24% 43 87% 70 31% 76 81% 68 21% 40 64% 45 3% 47 63% 68 03%
M38 4856 (543) (496) (470) (560) (545) 2614 (438) (443) (305) (526) (530)

M40-44
1 Makozy, F 12 74 5 31m 9 05m 1 49m 57 61 17 91 29 90m 3 20m 34 09m 5 04 70
West Penn Track Club w: 0 3 17-05 25 29-08 25 4-10 5 w: 2 1 98-01 10-06 111-10
Age-Graded Mark: 12 16 5 98m 9 59m 1 68m 54 07 16 71 29 90m 3 67m 40 32m 4 48 83
Age-Graded Percent: 81 08% 66 88% 43 22% 68 66% 80 07% 77 28% 42 04% 59 81% 42% 71 91%
M43 5545 (620) (582) (461) (528) (637) 2828 (655) (462) (527) (447) (626)
2 Zelmanski, P 12 54 5 17m 10 24m 1 37m 63 41 18 13 23 00m 3 00m 32 79m 7 14 30
Michigan Track Club w: 0 3 16-11 5 33-07 25 4-06 NWI 75-05 9-10 107-07
Age-Graded Mark: 11 97 5 82m 10 85m 1 54m 59 51 16 91 23 00m 3 44m 38 78m 6 51 68
Age-Graded Percent: 82 38% 65 11% 48 9% 63 13% 72 75% 76 34% 32 34% 56 07% 40 4% 50 45%
M43 4538 (657) (548) (537) (419) (430) 2591 (634) (329) (467) (424) (93)
3 Hills, B 13 84 4 28m 8 35m 1 49m 65 62 21 05 24 82m 3 20m 31 00m 5 28 90
Colorado Track Club w: 0 3 14-00 5 27-04 75 4-10 5 w: 2 1 81-05 10-06 101-08
Age-Graded Mark: 13 21 4 82m 8 85m 1 68m 61 58 19 64 24 82m 3 67m 36 66m 5 11 77
Age-Graded Percent: 74 64% 53 9% 39 88% 68 66% 70 3% 65 75% 34 9% 59 81% 38 2% 66 62%
M44 4244 (433) (348) (417) (528) (361) 2087 (378) (364) (527) (394) (494)
4 Plummer, C 13 74 4 31m 8 20m 1 37m 61 95 22 75 21 36m 2 20m 24 41m 5 13 50
Central Park Track Club w: 0 3 14-01 75 26-11 4-06 w: 2 1 70-01 7-02 5 80-01
Age-Graded Mark: 13 12 4 85m 8 69m 1 54m 58 14 21 22 21 36m 2 52m 28 87m 4 57 17
Age-Graded Percent: 75 18% 54 28% 39 16% 63 13% 74 46% 60 84% 30 03% 41 12% 30 08% 69 89%
M44 3769 (448) (354) (407) (419) (479) 2107 (259) (298) (246) (283) (576)

M45-49
1 Janusey, M 12 05 5 74m 10 63m 1 52m 55 97 18 74 33 80m 3 10m 52 90m 5 02 30
Unattached w: 2 4 18-10 34-10 5 4-11 75 w: 0 3 110-11 10-02 173-07
Age-Graded Mark: 11 13 6 91m 12 55m 1 81m 50 78 16 70 37 00m 3 82m 68 76m 4 36 22
Age-Graded Percent: 88 63% 77 25% 56 54% 73 79% 85 26% 77 32% 52 03% 62 12% 71 63% 75 2%
M45 Team Points: 6 7081 (832) (792) (640) (636) (779) 3679 (656) (604) (568) (870) (704)
2 Winkel, S 12 82 5 56m 9 16m 1 55m 57 07 19 74 31 70m 3 40m 40 78m 5 04 20
Memphis Track Club w: 2 4 18-03 30-00 75 5-01 w: 0 3 104-00 11-01 75 133-09
Age-Graded Mark: 11 84 6 69m 10 81m 1 84m 51 77 17 59 34 70m 4 19m 53 00m 4 37 95
Age-Graded Percent: 83 31% 74 83% 48 72% 75 24% 83 62% 73 4% 48 8% 68 14% 55 22% 74 73%
M45 Team Points: 1 6473 (683) (741) (534) (661) (735) 3354 (564) (558) (671) (633) (693)
3 Murray, B 12 95 5 24m 10 90m 1 66m 61 11 18 84 27 90m 3 68m 30 30m 5 34 70
Birmingham Track Club w: 2 4 17-02 25 35-09 25 5-05 25 w: 0 5 91-06 12-00 75 99-05
Age-Graded Mark: 11 96 6 31m 12 87m 1 97m 55 44 16 79 30 54m 4 53m 39 38m 5 05 82
Age-Graded Percent: 82 47% 70 52% 57 98% 80 58% 78 09% 76 91% 42 95% 73 75% 41 03% 67 92%
M49 6180 (659) (655) (776) (581) 3330 (646) (475) (769) (433) (527)
4 Fisher, W 12 19 5 52m 9 44m 1 37m 59 01 20 97 22 19m 2 20m 28 56m 6 03 20
Carolina Masters T & F w: 2 4 18-01 5 30-11 75 4-06 w: 0 5 72-10 7-02 5 93-08
Age-Graded Mark: 11 26 6 65m 11 14m 1 63m 53 53 18 69 24 29m 2 71m 37 12m 5 31 86
Age-Graded Percent: 87 61% 74 29% 50 21% 66 5% 80 87% 69 1% 34 16% 44 09% 38 67% 62 59%
M48 5130 (804) (732) (554) (488) (659) 3237 (460) (353) (289) (401) (390)
5 Hodson, G 14 59 3 93m 6 41m 1 31m 76 97 27 68 18 75m 2 00m 26 31m 6 32 80
Unattached w: 2 4 12-10 75 21-00 5 4-03 5 w: 0 3 61-06 6-06 75 86-04
Age-Graded Mark: 13 47 4 73m 7 57m 1 56m 69 82 24 67 20 52m 2 46m 34 20m 5 58 91
Age-Graded Percent: 73 2% 52 89% 34 1% 63 59% 62% 52 35% 28 86% 40 08% 35 63% 57 87%
M46 2857 (391) (332) (341) (434) (141) 1639 (75) (282) (233) (359) (269)

M50-54
1 Toisma, B 13 29 5 31m 11 07m 1 58m 61 05 17 17 38 57m 3 60m 34 63m 5 29 10
Liberty Track Club w: -0 4 17-05 25 36-04 5-02 25 w: -0 1 126-06 11-09 75 113-07
Age-Graded Mark: 11 87 6 84m 13 24m 1 98m 53 43 16 38 41 60m 4 76m 49 46m 4 49 22
Age-Graded Percent: 83 07% 76 51% 59 64% 81 03% 81 03% 78 8% 58 5% 77 42% 51 53% 71 82%
M53 Team Points: 5 7012 (677) (776) (682) (785) (663) 3583 (691) (697) (837) (581) (623)
2 Costello, V 13 17 4 80m 11 08m 1 46m 63 35 17 30 35 20m 3 00m 38 21m 5 44 22
Hawaii Masters Track Club w: -0 4 15-09 36-04 25 4-09 5 w: -0 1 115-06 9-10 125-04
Age-Graded Mark: 11 77 6 18m 13 25m 1 83m 55 44 16 51 37 97m 3 96m 54 58m 5 02 51
Age-Graded Percent: 83 83% 69 16% 59 7% 74 87% 78 09% 78 21% 53 39% 64 52% 56 86% 68 66%
M50 6346 (697) (626) (682) (653) (581) 3239 (676) (623) (606) (657) (545)
3 Jacquet-Acea, R 13 03 4 99m 8 35m 1 52m 60 31 16 38 27 78m 2 90m 28 64m 5 43 77
Decathlon MidWest w: -0 4 16-04 5 27-04 75 4-11 75 w: 0 5 91-02 9-06 25 93-11
Age-Graded Mark: 11 64 6 43m 9 98m 1 90m 52 78 15 63 29 96m 3 83m 40 91m 5 02 11
Age-Graded Percent: 84 73% 71 9% 44 99% 77 95% 82 03% 82 6% 42 14% 62 37% 42 62% 68 75%
M50 6106 (723) (682) (484) (714) (691) 3294 (775) (464) (570) (455) (548)
4 Russell, A 12 69 5 06m 11 49m 1 61m 59 08 25 31 39 57m 3 00m 28 49m 6 24 70
Decathlon MidWest w: -0 4 16-07 25 37-08 5 5-03 25 w: -0 1 129-10 9-10 93-06
Age-Graded Mark: 11 34 6 52m 13 74m 2 02m 51 71 24 15 42 68m 3 96m 40 69m 5 38 08
Age-Graded Percent: 87% 72 91% 61 91% 82 56% 83 73% 53 46% 60 02% 64 52% 42 4% 61 44%
M53 5992 (786) (702) (712) (822) (737) 3759 (96) (719) (606) (452) (360)
5 Watson, R 15 78 4 44m 10 84m 1 49m 74 36 20 07 36 82m 2 70m 48 05m 6 33 05
Yuma Valley Flyers w: -0 4 14-07 35-06 75 4-10 5 w: 0 5 120-10 8-10 25 157-08
Age-Graded Mark: 14 10 5 72m 12 96m 1 87m 65 08 19 15 39 71m 3 57m 68 63m 5 45 42
Age-Graded Percent: 69 96% 63 98% 58 41% 76 41% 66 53% 67 41% 55 85% 58 06% 71 5% 60 13%
M50 5208 (298) (527) (665) (687) (257) 2434 (419) (659) (501) (868) (327)
6 Moser, M 15 17 3 94m 9 10m 1 31m 67 72 DNF 26 89m 1 90m 21 83m 5 32 40

Flying Pigs Track Club w: -0 4 12-11 25 29-10 25 4-03 5 88-03 6-02 75 71-07
Age-Graded Mark: 13 55 5 07m 10 88m 1 64m 59 27 29 00m 2 51m 31 18m 4 52 12
Age-Graded Percent: 72 78% 56 77% 49 03% 67 18% 73 05% 40 79% 40 86% 32 49% 71 1%
M53 3859 (379) (396) (539) (496) (438) 2248 (0) (445) (244) (316) (606)

M55-59
1 Baker, R 13 06 4 96m 10 12m 1 49m 61 85 17 28 29 03m 3 10m 30 18m 6 17 29
Unattached NWI 16-03 25 33-02 5 4-10 5 w: 0 5 95-03 10-02 99-00
Age-Graded Mark: 11 29 6 83m 13 48m 1 97m 52 08 15 65 34 90m 4 39m 47 37m 5 17 98
Age-Graded Percent: 87 37% 76 43% 60 78% 80 54% 83 12% 82 52% 49 09% 71 43% 49 35% 65 32%
M57 Team Points: 3 6839 (797) (774) (697) (776) (721) 3765 (773) (562) (728) (550) (461)
2 Hough, N 14 02 4 10m 11 95m 1 40m 65 52 22 32 35 08m 3 00m 41 66m 6 24 77
Unattached NWI 13-05 5 39-02 5 4-07 w: 0 5 115-01 9-10 136-08
Age-Graded Mark: 12 12 5 65m 15 92m 1 85m 55 17 20 21 42 18m 4 25m 65 39m 5 24 29
Age-Graded Percent: 81 38% 63 17% 71 77% 75 68% 78 46% 63 89% 59 32% 69 12% 68 13% 64 05%
M55 6225 (628) (512) (846) (670) (592) 3248 (333) (709) (688) (819) (428)

M60-64
1 Angus, B 14 06 4 66m 10 67m 1 39m 66 69 16 81 FOUL 3 00m 37 39m 5 59 10
Unattached w: 0 4 15-03 5 35-00 25 4-06 75 w: 0 9 9-10 122-08
Age-Graded Mark: 11 75 6 87m 14 46m 1 93m 53 84 15 01 4 56m 59 42m 4 49 15
Age-Graded Percent: 84% 76 77% 65 18% 78 98% 80 4% 86 02% 74 26% 61 9% 71 83%
M60 Team Points: 2 6606 (701) (783) (757) (740) (646) 3627 (848) (0) (778) (729) (624)
2 Colliver, R 13 93 4 52m 10 71m 1 42m 66 33 18 63 FOUL 3 20m 33 44m 7 13 26
Decathlon MidWest w: 0 4 14-10 35-01 75 4-07 75 NWI 10-06 109-08
Age-Graded Mark: 11 64 6 66m 14 52m 1 98m 53 55 16 64 4 86m 53 14m 5 48 87
Age-Graded Percent: 84 78% 74 46% 65 42% 80 68% 80 84% 77 62% 79 21% 55 36% 59 54%
M60 6136 (723) (734) (760) (785) (658) 3660 (662) (0) (868) (635) (311)
3 Fulton, B 15 03 3 97m 7 98m 1 36m 69 50 21 61 30 10m 2 70m 28 96m 6 16 21
Unattached w: 0 4 13-00 25 26-02 25 4-05 5 w: 0 9 98-09 8-10 25 95-00
Age-Graded Mark: 12 56 5 85m 10 81m 1 89m 56 11 19 30 33 63m 4 10m 46 02m 5 02 93
Age-Graded Percent: 78 58% 65 4% 48 75% 77 27% 77 15% 66 91% 47 29% 66 83% 47 95% 68 57%
M63 5554 (545) (554) (534) (705) (555) 2893 (407) (536) (645) (530) (543)
4 Ayers, D 14 56 4 13m 9 06m 1 24m 74 67 21 24 33 93m 2 00m 38 14m 6 18 14
Richmond Track and Field Clu w: 0 4 13-06 75 29-08 75 4-00 75 NWI 111-04 6-06 75 125-01
Age-Graded Mark: 12 17 6 09m 12 28m 1 73m 60 29 18 97 37 91m 3 04m 60 61m 5 04 48
Age-Graded Percent: 81 11% 68 04% 55 35% 70 45% 71 81% 68 08% 53 31% 49 5% 63 15% 68 22%
M61 5524 (618) (606) (623) (569) (403) 2819 (435) (622) (367) (747) (534)
5 Lewis, J 18 20 3 22m 11 10m 1 12m 1 28 35 24 55 29 69m 2 00m 29 22m 8 21 70
Unattached w: 3 1 10-06 75 36-05 3-08 NWI 97-05 6-06 75 95-10
Age-Graded Mark: 15 21 4 74m 15 04m 1 56m 71 33 21 93 33 17m 3 04m 46 43m 6 43 97
Age-Graded Percent: 64 89% 53 05% 67 81% 63 64% 60 69% 58 9% 46 65% 49 5% 48 38% 51 42%
M62 3588 (162) (333) (792) (434) (111) 1832 (213) (527) (367) (536) (113)

M65-69
1 Shipp, P 15 43 4 29m 12 05m 1 39m 76 91 20 10 42 05m 2 70m 36 97m 6 53 10
Unattached w: 3 1 14-01 39-06 5 4-06 75 w: 0 9 137-11 8-10 25 121-03
Age-Graded Mark: 12 41 6 76m 18 20m 2 04m 59 26 16 84 52 38m 4 40m 64 56m 5 16 19
Age-Graded Percent: 79 52% 75 66% 81 97% 83 23% 73 06% 76 72% 73 66% 71 62% 67 25% 65 69%
M68 Team Points: 8 7165 (573) (757) (987) (840) (439) 3596 (641) (920) (731) (807) (470)
2 Bergfeldt, B 14 40 4 48m 10 12m 1 43m 75 30 23 55 38 23m 2 70m 35 49m 7 08 05
Unattached w: 3 1 14-08 5 33-02 5 4-08 25 NWI 125-05 8-10 25 116-05
Age-Graded Mark: 11 58 7 06m 15 28m 2 10m 58 02 19 73 47 62m 4 40m 61 98m 5 27 63
Age-Graded Percent: 85 21% 79 01% 68 84% 85 63% 74 62% 65 48% 66 96% 71 62% 64 56% 63 39%
M66 Team Points: 4 6852 (736) (828) (807) (896) (483) 3750 (371) (821) (731) (768) (411)
3 Jankovich, B 15 10 3 85m 9 20m 1 12m 74 84 21 20 33 29m 2 30m 27 96m 8 19 41
Unattached w: 3 1 12-07 75 30-02 25 3-08 NWI 109-03 7-06 5 91-09
Age-Graded Mark: 12 14 6 07m 13 89m 1 64m 57 66 17 76 41 46m 3 75m 48 83m 6 22 25
Age-Graded Percent: 81 26% 67 9% 62 59% 67 07% 75 08% 72 74% 58 31% 61 01% 50 86% 54 34%
M69 5482 (624) (602) (722) (496) (496) 2940 (547) (694) (549) (571) (181)

M70-74
1 Duncan, J 15 54 3 94m 11 63m 1 09m 1 23 42 16 84 32 33m 2 13m 37 59m 8 52 11
Unattached w: 1 6 12-11 25 38-02 3-06 75 w: 1 1 106-01 6-11 75 123-04
Age-Graded Mark: 11 95 6 64m 17 50m 1 69m 60 95 16 94 44 89m 3 72m 72 14m 6 24 56
Age-Graded Percent: 82 56% 74 34% 78 85% 68 99% 71 03% 76 25% 63 13% 60 51% 75 15% 54 01%
M70 6283 (661) (729) (944) (536) (381) 3251 (631) (765) (541) (922) (173)

M75-79
1 Smith, D 16 25 3 65m 10 64m 1 20m 1 26 03 15 66 30 65m 2 95m 27 34m 9 03 19
Unattached w: 1 6 11-11 75 34-11 3-11 25 w: 1 1 100-07 9-08 89-08
Age-Graded Mark: 11 86 6 58m 17 84m 1 96m 59 12 14 47 47 45m 5 53m 57 66m 6 07 36
Age-Graded Percent: 83 14% 73 59% 80 42% 80% 73 23% 89 21% 66 72% 89 94% 60 06% 56 54%
M77 Team Points: 10 7318 (679) (716) (965) (767) (444) 3571 (915) (817) (1077) (703) (235)
Points 80H HJ SP 200 Day1 LJ JT 800

W40-44
1 Senn, C 13 53 1 45m 8 85m 29 13 4 30m 32 33m 2 37 30
Bohemia Track Club w: 1 3 4-09 29-00 5 w: 0 9 14-01 25 106-01
Age-Graded Mark: 15 34 1 66m 9 45m 27 38 4 96m 42 81m 2 26 12
Age-Graded Percent: 79 6% 79 67% 44 1% 79 03% 66 05% 53 53% 77 25%
W41 Team Points: 6 4789 (797) (806) (494) (681) 2778 (548) (721) (742)

W45-49
1 Johnson, L 16 73 1 18m 7 46m 35 24 3 27m 16 98m 3 34 32
Carolina Masters T & w: 1 3 3-10 5 24-05 75 w: 0 9 10-08 75 55-08
Age-Graded Mark: 17 91 1 43m 9 14m 31 81 4 06m 25 55m 3 10 88
Age-Graded Percent: 68 2% 69 01% 42 63% 68 05% 53 96% 31 94% 59 14%

Continued on next page

Continued from previous page

W46 Team Points: 4 2864 (498) (544) (473) (363) 1878 (322) (393) (271)

W50-54

1 Bowman, T 28 82 1.18m 7 74m DNF 2 64m 28 10m DNF

Long Beach Track Cl w: -0 8 3-10 5 25-04 75 8-08 92-02

Age-Graded Mark: 29 71 1.53m 9 42m 3 52m 40 87m

Age-Graded Percent: 41 12% 73 29% 43 93% 46 81% 51 09%

W50 Team Points: 3 2035 (0) (655) (492) (0) 1147 (204) (684) (0)

W55-59

1 Raschker, P 14 58 1.45m 8 66m 28 43 4 80m 19 26m 3 02 16

Unattached w: -0 8 4-09 28-05 w: 0 9 15-09 63-02

Age-Graded Mark: 14 16 2 00m 12 09m 23 63 6 88m 31 83m 2 27 83

Age-Graded Percent: 86 28% 95 39% 56 38% 91 59% 91 6% 39 79% 76 36%

W56 Team Points: 10 6240 (956) (1237) (667) (1017) 3877 (1132) (511) (720)

W60-64

1 Carter, A 18 98 1.06m 5 84m 38 64 2 77m 15 23m 4 35 85

Atlanta Track Club w: -0 8 3-05 75 19-02 w: 0 9 9-01 25 50-00

Age-Graded Mark: 17 26 1 55m 9 35m 30 76 4 27m 28 60m 3 32 35

Age-Graded Percent: 70 76% 74 65% 43 61% 70 37% 56 76% 35 76% 53 16%

W61 Team Points: 5 3107 (567) (678) (487) (430) 2162 (371) (450) (124)

W75-79

1 McDaniels, L 21 65 1 12m 6 37m 41 18 3 23m 12 08m 5 19 83

Unattached w: -0 8 3-08 20-10 75 w: 0 9 10-07 25 39-07

Age-Graded Mark: 15 24 1 97m 15 39m 27 66 6 18m 33 29m 3 21 05

Age-Graded Percent: 80 14% 94 92% 71 73% 78 24% 82 19% 41 63% 56 15%

W75 Team Points: 8 5191 (810) (1198) (887) (658) 3553 (905) (539) (194)



MIDWEST

Southwest Ohio Senior Olympics Cincinnati; June 14

100m

M50 Michael Daniels 12.59

M55 Gary Birch 12.97

M60 Robert Shoemaker 12.22

M65 Stanley Frank 15.70

W65 Mary Kelly 28.48

200m

M50 Michael Daniels 28.13

M55 Lloyd Hathcock 26.12

M60 Eugene Wiggins 29.69

M65 Stanley Frank 40.29

M70 Ray Dobell 32.68

M75 Richard Soller 35.76

M80 Louis Stegeman 48.63

M85 Norman Woolley 58.06

W80 Ernestine Yeomans 1:42.34

400m

M50 Michael Daniels 65.70

M55 Allen Huff 60.85

M60 Ken Craig 69.96

M65 Stanley Frank 1:43.31

M70 Ray Dobell 74.21

M75 Paul Bauer 1:55.15

M80 Cliff Dornette 2:34.07

M85 Norman Woolley 2:16.51

W80 Ernestine Yeomans 3:32.04

800m

M50 Dave Hall 3:15.18

M55 Barry Levine 3:04.73

M60 Kenneth Craig 2:56.0h

M65 James Flowers 4:29.50

M70 John Corbet 3:29.0h

M80 Cliff Dornette 5:37.59

W50 Mary Hartzler 3:25.91

W80 Ernestine Yeomans 8:12.13

1500m

M55 Barry Levine 5:54.50

M60 David Daley 6:32.0h

M65 James Flowers 9:14.4h

M70 John Corbet 6:35.77

M80 Cliff Dornette 10:34.71

W50 Tara Soliz 6:38.0h

W80 Ernestine Yeomans 11:28.95

W50 Tara Soliz 6:38.0h

W80 Vadine Koenig 11:28.95

Rain Cancelled High Jump & Long Jump

Shot Put

M50 Rod Weeks 32-6

Wayne Renner 32-6

M55 Douglas Holland 37-0

M60 Eugene Wiggins 29-10

M65 William Edwards 34-3

M70 Pete Augsburg 38-2

M75 Ray Brown 26-8

M80 Louis Stegeman 25-0

M85 John Burk 20-4

W60 Jane Mills 20-3

W70 Fran Yost 20-10.5

W75 Ruby Phillips 10-0

W80 Eleanor Morrison 9-1

Discus

M50 Robert Lenhart 87-7

M55 Doug Holland 87-5

M60 Paul Higgins 84-9

M65 Ronald Small 96-11

M70 Thomas Phillips 100-5

M75 Ray Brown 62-3

M80 Fred Ponder 56-6

M85 John Bunk 39-0

W60 Sue Mueller 26-4

W70 Fran Yost 42-6

M75 Ruby Phillips 20-10

M80 Pat Poire 24-10

Javelin

M50 Wayne Renner 101-4

M55 Thomas Worley 128-5

M60 Ron Dombrauckas 92-9

M65 James Mills 112-11

M70 John Murray 86-11

M75 Ray Brown 60-4

M80 Fred Ponder 73-6

M85 John Burk 30-1

W60 Jane Mills 41-8

W65 Marlene Lesch 25-6

W70 Fran Yost 35-3

W75 Ruby Phillips 14-9

W80 Pat Poire 19-3

1500m Racewalk

M70 Jim Lesch 12:27.94

M85 Hugh Yeomans 18:35.29

W55 Gwen Thomas 9:22.85

W65 Marlene Lesch 12:25.34

W80 Vadine Koenig 12:42.19

USATF Wisconsin Outdoor Championships Kenosha; June 14-16

100m

M30 Chad Rueber 10.80

M35 Steven Bunn ILL 11.45

M40 David Ashford ILL 11.28

M45 Richard Smka 12.30

M60 David Ewey 14.87

W35 E McGowan ILL 12.70

200m

M30 Chad Rueber 22.45

M40 Jeffery Frerks 23.90

M45 George Schroeder 26.52

M60 David Ewey 32.09

M75 Frank Giaino 32.43

W45 Barb Schantzen 33.71

W80 Carol Peebles 52.04

400m

M30 Dean Thompson 59.60

M40 Brian Thomas 58.06

M45 David Bradley 54.46

W80 Carol Peebles 2:13.13

800m

M40 Anthony Gilbert 2:14.64

M45 David Bradley 2:10.99

M65 Rodger Goodwin 3:14.35

W35 Julie Laufer 2:33.75

1500m

M35 George Thompson 5:40.20

M40 David Kaminski 4:34.39

M45 Tony Rodiez 4:16.98

M65 Rodger Goodwin 6:13.50

W45 Barb Schantzen 6:07.92

3000m

M65 Rodger Goodwin 13:33.38

5000m

M30 Joseph Mahoney 15:20.18

W50 Susan Morrison 21:39.12

Short Hurdles

M35 Mark De Long 18.37

M40 David Ashford ILL 14.36

Kevin McBride 21.35

M45 Shawn Shurilla 17.12

M60 Bruce Mills ILL 21.55

Long Hurdles

M30 David Ashford ILL 1:20.64

M35 Mark De Long 1:06.19

M45 Shawn Shurilla 1:04.37

M70 Clarence Trinkner 1:42.50

3000m Steeplechase

M55 Doug Nelson 15:57.00

High Jump

M45 Ronald Utz 1.62

M50 Edwin Burington 1.52

M60 Bruce Mills ILL 1.32

M70 Clarence Trinkner 1.27

Pole Vault

M30 Donovan Welch 4.27

M40 Dave Gilbert ILL 4.27

M50 Jeff Kingstadt 4.27

Long Jump

M35 Antonio Palacios ILL 6.76

M45 Ronald Utz 5.35

M50 Fred Gilbert 4.34

M70 Clarence Trinkner 3.84

Shot Put

M35 John Rose 13.66

M45 Richard Smka 11.04

M50 Ron Summers ILL 15.35

Jerry Amundson 12.17

M70 Clarence Trinkner 8.88

M70 Janice Wolowicz 5.29

Discus

M45 Frank Broadus KEN 30.50

M50 Jerry Amundson 38.16

M60 Stephen Cohen ILL 39.64

M70 Janice Wolowicz 13.62

Hammer

M45 Frank Broadus KEN 34.01

M50 Frank St Martin 30.05

Javelin

M45 Garry Martin 28.75

M70 Janice Wolowicz 8.76

5000m RW

M40 Will Preischel 25:14.89

M50 Ron Winkler 32:17.79

M70 Al DuBois 29:17.05

W50 Lynn Tracy 29:01.48

W70 Katie Marrs 35:24.68

Oak Forest Sprint Challenge Oak Forest, IL; June 29

110mH

M40 Dave Ashford AR14.21

(Druckrey/14.24/1989)

Joe Schwieterman 16.67

Triathlon (800/1000/1500)

Dave Bradley 47 2802

2:07 65/2:53 88/4:39 33

Chris Ironside 44 2412

2:15 84/3:03 61/4:48 14

Paul Gordon 49 800 2:12 23

Turran Harper 51 800 2:15 24

Paul Skubic 54 1500 5:59 21

Tetathlon (100/200/300/400)

Tim Graf 46 3747

11:35/23:46/40:13/52:74

Larry Gunn 64 3637

13:08/27:16/44:44/61:30

Tyrone Williams 43 3610

11:61/23:43/38:11/52:41

Tim Coombs 41 2651

12:55/25:66/41:95/58:51

Enis Taylor 39 ---

12:10/24:57/---/55:96

Lawrence Finley 44 ---

12:86/25:81/---/58:55

Brian Quick 42 100 12.98

Paul Skubic 54 100 14.33

Howard Herman 36 200 25.53

Joe Schwieterman 40 200 25.76

Shot Put

Linda Romansic 54 6.10

Walter Shields 41 14.86

Mickey Bitsko 60 12.53

Stephen Cohen 64 11.88

Jack Romansic 55 9.58

Discus

Linda Romansic 54 15.30

Paul Skubic 54 41.38

Mickey Bitsko 60 41.12

Walter Shields 41 37.12

Greg Zachwieja 54 36.48

Jack Romansic 55 34.20

Hammer

Linda Romansic

Continued from previous page

M60 Michael Burns	30.81
George Labelle	33.58
M65 Jim Nelson	47.72
W35 JoeAnne Jackson	28.86
400m	
M30 Darrick Cornelius	59.3
M50 Shawn Regan	60.2
M60 Michael Burns	70.4
800m	
M40 Gerry Werven	2:16.90
M45 Dick Ward	2:50.71
M50 Tim Zbikowski	2:44.07
Gerald Matykowski	2:53.30
M60 Art Maillet	2:57.74
1500m	
M40 Gerry Werven	4:38.41
M45 Charlie Gits	5:02.72
M50 Gerald Matykowski	5:56.42
5000m	
M65 Ronald Jervinen	25:29.73
High hurdles	
M30 Terry Hollingsworth	17.96
M40 Scott Anderson	20.39
M50 Carter Holmes	17.95
Long Hurdles	
M50 Carter Holmes	1:12.03
4x400m relay	
M40 Cheez Team	4:38.38
High Jump	
M40 Scott Anderson	5-4
M45 Kevin McLaughlin	5-2
Charles Gits	4-10
M50 Michael Moser	4-4
M65 Tom Langenfeld	4-10
Pole Vault	
M30 Terry Hollingsworth	10-0
M40 Jim Wolter	12-0
M45 Rolf Lund	10-6
M50 George Lehman	11-0
John Lund	10-0
M55 Stephen Korhel	9-6
Long Jump	
M30 Jessie Gadison	20-5 1/4
Ryan Ambuster	19-3 1/4
M45 Kerry Baubie	18-11 1/4
M50 Russ Anteronen	12-3 1/4
M60 George Labelle	10-3 1/4
M65 Jim Peterson	11-2 1/4
W35 JoeAnn Jackson	13-10 1/4
W50 Deb Vestal	17-4 1/4
Triple Jump	
M60 Geroge Labelle	23-7 1/4
M65 Jim Peterson	23-8 1/4
W50 Deb Vestal	17-4 3/4
Shot Put	
M35 Scott Bunnell	43-7
M45 Dean Klocow	36-7 1/4
Marty Keech	33-2 1/2
M50 David Anderson	32-9
Michael Moser	31-9 1/2
James Rosamilia	31-4 1/2
M60 George Labelle	35-10 1/2
M65 Jim Peterson	34-0 3/4
M70 Earl Luse	31-5 1/4
Discus	
M30 Chris Brinkworth	145-10
M45 Kevin McLaughlin	93-3
Marty Keech	81-3
M50 David Anderson	108-8
Gerald Matykowski	103-5
Michael Moser	92-7
M65 Jim Peterson	109-8
M70 Earl Luse	76-5
W50 Deb Vestal	46-0
Javelin Throw	
M30 Aaron Felty	144-6
M45 Kevin McLaughlin	125-2
M50 James Rosamilia	115-7
Michael Moser	74-3
M60 George Labelle	100-8
M65 Jim Peterson	78-5
M70 Earl Luse	66-4
5000m RW	
W30 Maria Witherler	42:38.75
W35 Tish Borgen	30:18.26
Rosemary Ernst	46:58.00

USATF Mid-America Regional Masters Championships
Wichita, KS; June 14

100m	
M30 Shawn Dolezilek	11.56
M35 Boda Francois	14.19
M40 Donald Cottner, Jr	11.86
Lyle Whitaker	13.77
Joseph Peebles	14.29
M45 Bob Poeter	11.42
Tad Trombley	11.83
Larry Burney	13.01
M50 William Sellers, III	12.57
Larry Staten	13.43

Maure Weigel	14.42
M55 Mike Steinmetz	15.24
M60 James Snook	14.36
M65 Ray Franks	12.56
Bob Lida	12.60
M70 Roger Weidman	15.89
M75 Darwin Michalid	17.22
W30 Elaine Boda	13.74
Jacquelyn Kirstein	16.28
W40 Robin Galloway	14.30
W45 Claudia Lewis	15.75
Claire Overstake	15.76
W55 Jenny Dobbert	17.21
W60 Mary Althausen	18.47
200m	
M30 Kurt Beeby	22.81
Shawn Dolezilek	24.19
Eric Essau	25.34
M40 Joseph Peebles	24.46
M45 Ken Ellis	24.87
Tad Trombley	25.12
Mark Chaplin	26.59
M50 William Sellers, III	25.10
Larry Staten	31.91
M55 Mike Steinmetz	26.34
Larry Law	30.90
M60 James Snook	30.32
M65 Bob Lida	26.25
M70 Alfred Clowser	32.87
M75 Ray Franks	36.70
W30 Elaine Boda	30.10
Jacquelyn Kirstein	35.27
W0 Robin Galloway	30.75
W45 Claire Overstake	33.74
Claudia Lewis	35.79
W50 Cindy Pillmore	40.50
W60 Mary Althausen	39.87
400m	
M30 Kurt Beeby	50.63
M40 Joseph Peebles	1:05.22
M45 Roger Davis	57.69
Mark Chaplin	59.29
M50 William Sellers, III	59.49
Larry Law	1:05.76
Richard Golden	1:25.86
M60 Ray Franks	1:14.00
M65 Bob Lida	58.86
M70 Darwin Michalid	1:32.74
W30 Jacquelyn Kirstein	1:18.79
W40 Robin Galloway	1:15.38
W45 Claudia Lewis	1:28.97
W50 Cindy Pillmore	1:32.89
W60 Mary Althausen	1:39.26
800m	
M30 Eric Essau	2:08.88
M40 Jim Bogus	2:20.12
M50 Maure Weigel	2:59.23
M55 Larry Law	2:53.21
Richard Golden	3:22.37
M65 Ray Franks	3:09.38
1500m	
M30 Eric Essau	4:32.64
M40 Jim Bogus	4:47.38
M55 Richard Golden	6:37.38
M75 Darwin Michalid	7:45.84
W40 Mary Grene	5:01.59
3000m	
M55 Richard Golden	14:48.29
Short Hurdles	
M45 Roy Birch	16.31
M50 Ken Ellis	16.67
M50 Gene Iwen	15.84
Dennis Webb	17.52
Maure Weigel	20.85
W45 Claire Overstake	15.53
Long Hurdles	
M50 Gene Iwen	1:12.30
High Jump	
M40 Roy Birch	5-4
Lyle Whitaker, II	5-2
M45 Ken Ellis	5-9.50
Garry Pirch	5-4
Kelly Meares	5-2
M50 Dennis Webb	5-2
Maure Weigel	4-2
M55 Tom Thorne	4-6
M60 Jerrol Springer	4-0
M65 Roger Young	4-8
M70 Ross Vrooman	4-2
M75 Ed Hooker	3-10
Dale Hearon	3-8
M80 Scott Herman	3-8
Pole Vault	
M45 Ken Ellis	13-6

Kelly Meares	10-6
M50 Dennis Webb	10-6
Maure Weigel	7-0
M55 Tom Thorne	9-0
M65 Roger Young	9-6
Long Jump	
M30 Shawn Dolezilek	19-6.25
Barry Renollet	18-5
M40 Lyle Whitaker, II	15-7.50
M45 Garry Pirch	15-5
Kelly Meares	14-10.25
Bob Porter	14-8.50
M50 Maure Weigel	16-6
Gene Iwen	16-1
Dennis Webb	15-5.50
M55 Larry Law	12-7
M65 Roger Young	13-6
M80 William Trimmell	2-8.25
Triple Jump	
M30 Shawn Dolezilek	40-3
M40 Lyle Whitaker, II	31-3.50
M45 Bob Porter	32-1
Garry Pirch	29-4.25
M50 Maure Weigel	34-1.50
M60 James Snook	25-7
Shot Put	
M30 Bob Porter	33-1
Barry Renollet	31-2.50
M35 Todd Davis	44-8.50
M40 Rick Anderson	47-1.50
David Doty	38-0
Lyle Whitaker, II	35-4.50
M45 Bryan Stewart	41-8
Grant Overstake	37-1
Ken Ellis	36-7.50
M50 Steve Gamble	47-7
Maure Weigel	31-4
M55 Bob Peters	43-1
J Bookin-Weiner	38-4
Ron Anderson	33-3
M60 Sheppard Miers	42-11
Al Salmon	39-8
Jerrol Springer	32-6.50
M70 Alfred Clowser	32-9
Ross Vrooman	30-2
Russell Meyer	28-1
M75 Dale Hearon	25-7
M80 Scott Herman	26-11.50
William Trimmell	26-4
W40 Barb Doty	23-8.50
W45 Claire Overstake	22-5
W70 Dorothy Meyer	14-7.50
Discus	
M35 Todd Davis	159-5
M40 Rick Anderson	141-8
Leon Morrow	111-9
Lyle Whitaker, II	100-5
M45 Ken Ellis	123-11
Bryan Stewart	115-9
Grant Overstake	106-8
M50 Steve Gamble	129-5
M55 J Bookin-Weiner	128-5
Bob Peters	113-7
M60 Sheppard Miers	143-7
Al Salmon	122-7
Jerrol Springer	118-10
M65 Ron Anderson	144
M70 Bill Butterworth	102-11
Alfred Clowser	94-11
Ross Vrooman	94-10
M75 Ed Hooker	106-5
Dale Hearon	83-5
M80 Scott Hermon	78-6
William Trimmell	40-1
W45 Claire Overstake	71-10
W70 Dorothy Meyer	37-11
Hammer	
M35 Todd Davis	150-4
M45 Bryan Stewart	109-7
M55 J Bookin-Weiner	117-6
M60 Jerrol Springer	79-1
M70 Alfred Clowser	102-5
Javelin	
M40 Leon Morrow	136-7
Lyle Whataker, II	105-2
M45 Grant Overstake	148-11
Bryan Stewart	137-10
Ken Ellis	136-9
M55 Tom Thorne	117-3
J Bookin-Weiner	106-1
M60 Jerrol Springer	75-7
M65 Roger Young	94-8
M70 Russell Meyer	79-5
Alfred Clowser	78-6

M80 Homer Socolofsky	79-2
W70 Dorothy Meyer	36-3
3000m RW	
M50 Richard Golden	20:15.9
M55 Michael Wiggins	14:10.7
Missouri State Senior Games Columbia, June 21	
50m	
M50 Rick Clevlen	7.20
M55 Terry Cory	6.90
M60 Clifton Manning	7.20
M65 Wendell Roehrs	7.50
M70 C L Bruce	8.60
M75 Curt Davison	8.20
M80 Edgar Curtis	10.20
W55 Bonnie Ball	9.50
W65 Mary Ares	9.10
100m	
M50 Stuart Radloff	12.90
M55 Douglas Spencer	12.70
M60 Clifton Manning	13.50
M65 Bob Lida	12.90
M70 C L Bruce	16.80
M75 Curt Davison	15.70
M80 Edgar Curtis	19.70
W55 Bonnie Ball	18.50
W65 Mary Ares	17.50
200m	
M50 Stuart Radloff	26.60
M55 Douglas Spencer	26.00
M60 Dennis Buss	28.40
M65 Bob Lida	26.30
M70 C L Bruce	43.40
M75 Curt Davison	36.10
M80 Edgar Curtis	43.90
W55 Bonnie Bell	42.50
W60 Carol Peluso	43.60
W65 Mary Ares	39.30
400m	
M50 Stuart Radloff	58.00
M55 Larry Windmoeller	1:25.00
M60 Robert Conn	1:12.90
M65 Bob Lida	1:01.00
M75 Joseph Bell	1:25.90
W55 Doris Frank	1:38.00
W60 Carol Peluso	1:35.00
800m	
M50 David Grow	2:35.20
M55 Rudy Kelley	2:39.70
M60 Bob Bryaant	3:40.00
M75 Curt Davison	4:13.30
W55 Carol Kuhlmann	4:07.10
W60 Carol Peluso	3:45.30
W65 Mary Ares	3:35.60
1500m	
M50 Richard Hamra	5:52.0h
M55 Larry Windmoeller	7:38.0h
M60 Bob Bryant	7:03.0h
M65 Sandy MacLean	6:25.0h
M75 Joseph Bell	6:27.0h
W55 Doris Frank	7:21.0h
W60 Carol Peluso	7:08.0h
W65 Mary Ares	7:02.0h
High Jump	
M50 James Bruce	4-0
M55 Tarry Cory	4-8
M60 John Rea	4-4
M65 Ronald Dennert	4-8
M70 C L Bruce	4-0
M75 Curt Davison	3-10
M80 Howard Dewell	3-6
W70 Joan Graves	3-6
Pole Vault	
M50 Stephen Estep	8-6
M55 Tarry Cory	9-6
M65 Rodger Young	8-0
M70 Phocion Park	6-6
M75 John Weiss	7-0
Long Jump	
M50 Larry Rodenbeck	17-5.50
M55 Tarry Cory	16-7.25
M60 Bob Bryant	15-2.75
M65 Rodger Young	13-4.25
M70 C L Bruce	11-4.75
M75 Richard Soller	11-9
M80 Howard Dewell	7-2
W50 Maureen Halloran	10-6.75
W55 Bonnie Bell	7-2.75
W70 Joan Graves	9-1.25
Shot Put	
M50 Bill Leffler	48-3
M55 Bob Peters	42-9
M60 Richard Cochran	43-1
M65 Louis Vodopya	32-9.50

M70 Cyrus Deem	36-3.50
M75 Phillip Brusca	35-8
M80 Howard Dewell	25-4.50
W50 Myrle Mensey	31-5
W55 Connie Strobach	32-10-5
W65 Madeline Smith	18-10.5
W65 Betty Adam	21-9
W70 Joan Graves	24-0
Discus	
M50 Valentino Martinez	158-4
M55 Bob Peters	124-0
M60 Richard Cochran	171-9
M65 Louis Vodopya	104-0
M70 Cyrus Deem	104-3
M75 Phillip Brusca	114-6
M80 Edgar Curtis	76-8
W60 Myrle Mensey	58-8
W55 Connie Strobach	82-9
W60 Madeline Smith	39-11
W65 Betty Adams	45-1
W70 Joan Graves	47-4
Javelin	
M50 Larry Joe Pauley	95-11
M55 Stan Szydlowski	101-10
M60 Patrick O'Mealy	115-6
M65 Rodger Young	107-5
M70 C L Bruce	82-11
M75 Phillip Brusca	93-10
M80 Howard Dewell	67-3
W50 Myrle Mensey	40-10
W55 Connie Strobach	72-8
W60 Madeline Smith	30-11
W65 Betty Adams	59-11
W70 Alice Purdes	21-4
Weight Throw	
M50 Kevin Shaner	35-9
M55 Lalry Libbus	29-9
M60 Richard Cochran	38-3
M65 Bill Kremer	28-3
M70 Bill Webb	33-3
M75 Phillip Brusca	44-0
M80 Howard Dewell	30-0
W50 Myrle Mensey	25-8
W55 Connie Strobach	25-11
W60 Madeline Smith	19-8
W65 Betty Adams	25-0
1500m RW	
M50 Dean Homan	9:32
M60 J C Sanford	10:21
M65 Alan Poisner	8:52
M70 Lewis Mead	11:02
W70 Maurine Lia	9:05
5000m RW	
M50 Dean Homan	33:35
M60 J C Sanford	36:46
M65 Fred Adams	34:03
M70 Lewis Mead	39:44
W70 Maurine Lia	33:46
5K Road Race	
M50 Jeffrey Moran	27:31
M55 Rudy Kelley	20:01
M60 Richard Nistendirk	25:48
M65 Don Waltman	29:31
M70 Barney Sword	29:33
M80 Ed Burnham	36:42
W50 Elaine Foster	25:22
W55 Carol Cuhlmann	27:57
W60 Carolyn Lowry	28:35
W70 Jeanelle Twillman	35:25

Colorado Throwers Weight Pentathlon
Ft. Collins, June 28

HT/S/(DT)/JT/WT	
Milton Girouard 41	3139
36.81/14.35/41.39/40.43/12.20	
Rande Treece 42	3087
49.07/11.23/34.59/33.75/14.65	
Bob Jones 41	2574
32.85/11.67/39.22/29.36/10.54	
Ian Percy 57	4026
42.63/12.46/43.20/40.65/14.90	
Jerry Bookin-Weiner 57	3364
38.31/11.69/37.434/30.17/12.54	
Robin Herron 66	3603
37.41/10.29/34.75/23.53/14.48	
Vern Spencer 68	3439
33.08/9.96/37.08/20.71/12.78	
Frank Bowles 82	3453
19.30/8.86/24.33/23.66/8.98	
Sharon Raham 57	2543
18.93/7.86/22.72/22.23/6.34	

SOUTHWEST

USATF Southwestern Association Championships Coppell, TX; June 14	
100m	
M30 Reggie Pendland	11.7

Continued from previous page

Long Jump	
M45 Ray Kirchmeyer	3.87
M55 Edward Jones	5.26
Dennis Schmitt	4.21
M60 Don Denson	4.40
Troy Scoggins	3.67
M65 Lowell Bonifield	4.17
W45 Debra Stuart	3.40
Shot Put	
M35 Brian Suter	13.77
M40 Jeff Crothers	10.48
M50 Roger Conboy	11.86
M65 Bob Ward	11.48
M70 Richard Hein	11.33
Val Smith	9.30
James Carney	9.27
M75 J D Gresham	9.05
W30 Kathy Wilde	9.73
W60 Shelly Whitlock	7.81
Sylvia Brooks-Smith	5.99
Discus	
M35 Brian Suter	34.36
M40 Jeff Crothers	25.78
M50 David Bogert	36.84
Roger Conboy	34.36
M55 Warren Wilke	36.66
M60 Swayne McCauley	43.60
M65 Bob Ward	34.44
M70 James Carney	26.80
Val Smith	26.04
Rudy Almaguer	19.60
M75 J D Gresham	20.64
W60 Sylvia Brooks-Smith	14.74
Shirley Whitlock	13.52
Hammer	
M40 Jeff Crothers	34.46
M45 Richard Stewart	50.56
Ken Jansson KS	57.36
M50 Roger Conboy	37.74
M65 Bob Ward	45.26
M70 Val Smith	21.92
Javelin	
M40 Jeff Crothers	24.06
M50 Roger Conboy	42.36
M55 Warren Wilke	42.52
M60 Mike Broyles	22.44
M65 Jack Parker	37.08
Bob Ward	34.30
M70 Rudy Almaguer	28.10
Val Smith	23.20
M75 J D Gresham	16.82
W45 Debra Stuart	7.80
W60 Sylvia Brooks-Smith	16.94
W65 Mary Lou Bradford	18.26
Weight Throw	
M40 Jeff Crothers	11.72
M45 Richard Stewart	15.46
M50 Roger Conboy	15.74
M65 Bob Ward	17.01
M70 Val Smith	7.78
Weight Pentathlon	
M40 Jeff Crothers	2085
M45 Richard Stewart	2722
M50 Roger Conboy	2877
M65 Bob Ward	2935
3000m RW	
M50 Roderick MacElwain	16:57.30
W40 Angela McCall	17:01.30
W85 Fan Benn-Caris	27:26.10

WEST

USATF Nevada Masters Championships Las Vegas; June 1

50m	
M35 Billy Oberding	7.28
M50 Carl Cody	6.91
M55 Frank Onorato	8.11
M60 Steve Bowles	6.76
M65 Kenneth Dennis	6.67
M70 Huel Washington	6.84
100m	
M50 Carl Cody	12.98
M55 Hoshea Cordovin	17.08
M60 Steve Bowles	13.45
M65 Kenneth Dennis	13.03
M70 Huel Washington	18.08
200m	
M50 Carl Cody	26.40
M60 Steve Bowles	27.53
M65 Kenneth Dennis	27.09
M70 Thomas Buck	38.19
W45 Carla Hoppie	31.98

400m	
M70 Thomas Buck	1:58.38
800m	
W45 Carla Hoppie	2:44.82
High Jump	
M50 Carl Cody	1.52
M70 Buck Thomas	1.21
Pole Vault	
M50 Carl Cody	3.20
Long Jump	
M50 Robert Gent	3.35
W45 Carla Hoppie	3.82
Shot Put	
M40 Tom Ferrier	11.52
M45 Bill Wolverton	11.00
M50 James Hadley	14.00
M55 Frank Onorato	10.37
M65 Paul Lissy	11.01
M70 Howard Waite	9.10
W45 Carla Hoppie	8.88
Discus	
M30 Greg Walton	37.50
M35 Ray Biggs	38.10
M40 Tom Ferrier	29.76
M45 Bill Wolverton	27.00
M50 James Hadley	39.55
M55 Kenneth Baker	22.76
M65 Paul Lissy	32.78
M70 Ahmet Ardaman	26.61
Hammer	
M35 Ray Biggs	39.04
M50 James Hadley	35.82
M55 Hank Konen	37.84
M70 Ahmet Ardaman	23.82
Javelin	
M50 Robert Gent	24.93
M55 John Washington	36.01
M60 Al McDaniels	35.33
M70 Ahmet Ardaman	23.71
1500m RW	
M55 Dan Betowski	8:23.65
W60 Tammy Kiernan	9:53.08

USATF Southern California Association Masters Championships Costa Mesa, CA; June 8

50m	
M40 Frank Strong	6.54
Erich Moreno	7.02
M45 Ken Stone	7.87
M70 Jim Selby	9.02
W40 Elaine Iba	7.46
Mary Miller	8.06
W45 Debbie Selby	8.94
W50 Brenda Matthews	7.81
W55 Lorraine Tucker	8.32
100m	
M35 Durrel Turnage	11.36
M40 Frank Strong	11.61
James Chinn	11.76
J Smith	11.89
M45 Ken Stone	13.83
M50 Ernie Snodgrass	13.15
M60 Tony Craddock	13.51
M65 Roger Tsuda	14.07
W35 Grace Dinkins	12.11
Colleen Barney	13.33
W40 Bev Jephoot	13.72
Elaine Iba	14.20
Mary Miller	14.86
W45 Rita Hanscom	14.98
Debbie Selby	16.85
W50 Brenda Matthews	14.39
Neanne Bowman	16.10
W60 Nadine O'Connor	15.00
200m	
M30 Charles Bailey	23.87
Tayon Ewell	24.30
M35 Durrel Turnage	23.33
M40 Kettrell Berry	23.25
J Smith	24.01
George Shackelford	24.24
M45 Rob Duncanson	25.81
Frank Boegeman	29.00
Ken Stone	29.16
M50 Steve Klosch	26.65
M60 Tony Craddock	29.06
M65 Roger Tsuda	29.53
M70 Jim Selby	35.18
W35 Colleen Barney	27.11
W40 Bev Jephoot	19.81
Kim Kutcher	34.47
W45 Debbie Selby	37.34
W50 Brenda Matthews	31.38

400m	
M30 Tayon Ewell	52.11
Charles Bailey	53.11
M35 Ben Crouch	52.56
Michael Norville	54.55
Brian Gore	42.56
M40 Kettrell Berry	52.73
Kurt Garcia	1:03.79
M45 James Lofton	51.48
John Garza	1:00.43
Rich Bernios	1:01.71
M50 Robert Richardson	58.91
Steve Klosch	59.09
Mike Tipping	1:01.44
M70 Jim Selby	1:16.39
Ray Archibald	1:39.16
W40 Kim Kutcher	1:18.38
W45 Debbie Barraza-Lee	1:13.26
Debbie Selby	1:24.72
800m	
M35 Brian Gore	2:07.05
Ben Crouch	2:12.05
M40 Mark Cleary	2:13.57
Joe Gilboy	2:24.45
M45 John Araujo	2:20.90
M50 Steve Lassegard	2:26.66
M55 Ron Salupo	2:22.42
M70 Jim Selby	3:02.32
W45 Patricia Contreras	2:39.26
Debbie Barraza-Lee	2:43.65
1500m	
M40 Ralph Garabaldi	4:10.97
Mark Cleary	4:34.90
M45 John Araujo	4:44.08
Rob Duncanson	4:45.47
M60 Tom Dilday	5:52.92
M70 Jim Selby	4:52.73
5000m	
M45 Nikos Mourtos	20:30.07
Ken Lilly	21:50.04
M70 Patrick Devine	25:02.09
20,000m	
M30 Emmett Rahl	1:58:37.96
M40 Gus Hermes	1:13:48.85
M45 Dave Parsel	1:11:09.20
M50 Paul Cook	1:13:48.79
Short Hurdles	
M40 G Hayraappetyan	16.15
Dolf Berle	18.99
M50 Thad Wilson	15.24
W40 Caren Ware	20.37
W45 Elizabeth Mondoy	21.29
Long Hurdles	
M45 Andrew Hecker	1:13.14
M50 Thad Wilson	1:04.84
W45 Elizabeth Mondoy	1:28.01
2000m Steeplechase	
M65 G McClenethen	9:37.05
M70 Jim Selby	10:02.49
Ray Archibald	11:52.24
W40 Caren Ware	9:20.28
3000m Steeplechase	
M45 Nikos Mourtos	12:34.50
4x100m Relay	
M30 Team Turnage	43.84
(Turnage/Carlos/Bailey/Ewell)	
M40 So Cal TC	44.68
(Chinn/Berry/Shackelford/Dixon)	
High Jump	
M35 David Ashe	1.80
M40 Dolf Berle	1.55
M45 Ken Stone	1.40
M55 Charlie Rader	1.70
M60 Davie Perry	1.45
W30 Leslie Martin	1.35
W40 Elaine Iba	1.35
W45 Karen Vaughn	1.30
W50 Tina Bowman	1.25
Pole Vault	
M40 Dolf Berle	3.35
M45 Murray Mead	3.96
Mike Hogan	3.96
M50 Mike Ramoska	3.20
Steve Morris	3.65
M55 Wayne Lambert	3.66
M65 Terry Cannon	3.04
M75 Don Roser	1.82
W45 Rita Hanscom	3.66
W60 Nadine O'Connor	2.28
Long Jump	
M30 Hopkins	6.68
M40 William Long	6.33
G Hayraappetyan	6.08

M45 Rob Duncanson	4.83
M65 Roger Tsuda	4.66
W40 Elaine Iba	4.36
Caren Ware	3.89
W45 Elizabeth Mondoy	3.10
W50 Brenda Matthews	3.72
Triple Jump	
M50 Robert Richardson	10.61
W40 Elaine Iba	9.06
Caren Ware	8.26
Shot Put	
M35 Angelo Rosselli	9.33
M50 Angelo Rinaldi	11.43
M65 Bob Humphreys	14.02
Chuck Polizzi	9.79
M70 Fred Lochner	6.01
W45 Karen Vaughn	9.25
W50 Tina Bowman	8.57
W55 Lorraine Tucker	9.51
W60 Hattie Perry	6.60
Discus	
M35 Angelo Rosselli	26.74
M40 Hank Kraychir	44.60
Dolf Berle	36.32
M45 James Barry	33.68
Rob Duncanson	27.64
M50 Mike Tipping	32.10
M55 Cornelius McCormick	35.72
M60 Mike Woodward	47.63
M65 Bob Humphreys	42.78
Chuck Polizzi	40.31
Fred Hunter	34.26
M70 Fred Lochner	30.33
M75 Don Roser	24.33
W55 Lorraine Tucker	23.22
Hammer	
M35 Angelo Rosselli	24.87
M60 Mike Woodward	34.18
M65 Bob Humphreys	41.47
Chuck Polizzi	35.48
Fred Hunter	28.49
W55 Lorraine Tucker	23.77
W60 Pat Hunter	19.32
Javelin	
M35 Angelo Rosselli	28.93
M45 Bob Duncanson	38.84
Vern McGarry	33.50
M50 Ron Rook	39.18
M55 James Brennan	32.86
M65 Larry Stuart	57.44
Bob Humphreys	29.05
Fred Hunter	27.35
M75 Don Roser	24.52
W45 Allison McCormick	26.63
W50 Tina Bowman	29.76
W55 Lorraine Tucker	24.05
W60 Pat Hunter	17.07
5000m RW	
M30 Emmett Rahl	33:18.14

Pasadena Senior Olympics Pasadena CC; June 14

50m	
M50 Edward McElroy	6.7
M55 Rob Farber	7.1
M60 Walter Butler	7.0
M65 Roger Tsuda	7.3
M70 Sam Flory	7.3
M75 Dewet Vroom	8.1
M80 Thomas Pico	10.2
M85 Richard Leach	9.1
M90 Peter Steller	22.1
W50 Brenda Matthews	7.3
W55 Lynn Naftel	7.7
W60 Kathy Bergen	7.6
100m	
M50 Edward McElroy	12.5
M55 Stan Whitley	11.9
M65 Roger Tsuda	13.6
M75 Walter Atcheson	20.2
M80 Thomas Pico	19.6
M85 Richard Leach	18.9
W55 Lynn Naftel	14.7
W60 Kathy Bergen	14.7
W65 Patricia Willis	23.6
W70 Magdalena Kuehne	18.2
W75 S Onodero-Leonard	18.2
200m	
M50 Ivory Scott	27.4
M55 Larry Barnum	26.5
M65 Clarence Martin	29.8
M65 Roger Tsuda	29.1
M70 Samuel Flory	30.2
M75 Louis Beadle	51.5
M80 Thomas Pico	46.2
W50 Brenda Matthews	29.2

W55 Lynn Naftel	29.8
W60 Mary Jane McMaster	58.2
W65 Patricia Willis	1:03.3
W70 Magdalena Kuehne	43.5
400m	
M55 Gary Hall	2:24.1
M60 Jim Lyon	3:01.5
M70 Jim Selby	2:55.5
M75 Alfonso Escobosal	3:18.3
W60 M J McMaster	4:25.6
W75 S Onodero-Leonard	3:55.9
1500m	
M55 Ronald Salupo	4:51.4
M60 Bryon Melendy	5:19.1
M65 Mohamed Drissi	6:26.6
M70 Jim Selby	5:10.4
M75 Walter Atcheson	7:34.0
5000m	
M50 Dan Hirst	22:33.6
M55 Glenn Jones	22:46.4
M60 Larry Walker	20:20.3
M65 Don Williams	27:10.9
M85 George Feinstein	43:47.2
W55 Yoko Eichel	24:13.2
W60 Marcia Terry	29:34.9
W80 Margaret Davis	33:33.9
High Jump	
M50 Michael Walker	4-10
M55 Charles Rader	5-6
M65 Bert Bergen	4-10
M70 Donald Leis	3-8
M75 George Demos	3-4
W60 Kathy Bergen	4-2
W65 Christel Donley	3-6
Pole Vault	
M50 Steve Morris	12-1
W55 Gary Wuest	9-0
W60 Nadine O'Connor	8-10
Long Jump	
M50 Edward McElroy	16-3
M55 Carl Flowers	17-11
M60 Terry Rowan	13-2
M65 Roger Tsuda	15-4.50
M70 Paul Bambrook	12-4.25
M75 Dewey Vroom	10-10
M80 Thomas Pico	7-6
M85 Clarence Trahan	8-10
M90 Peter Steller	3-11
W50 Brenda Matthews	13-3
W65 Ellen Brannigan	7-7

Continued from previous page

Roger Tsuda	29.25
Richard Gardner	43.98
W40 Beverly Jephcott	28.46
W45 Debbie Selby	36.32
Christine Stone	44.12
W60 Marilyn Ongley	37.27
Sharon Svendsen	41.84
W70 Magdalena Kuehne	40.12
W75 Frances Styles	41.93
400m	
M30 Tayon Ewell	52.45
M40 Kettrell Berry	51.32
James Chinn	53.48
M45 Steve Cummings	56.57
Rob Duncanson	58.93
Rich Holman	1:04.55
M50 Herman Castille	57.50
Robert Richardson	58.74
Mike Tipping	1:01.40
M55 Larry Barnum	57.40
Ronald Salupo	59.74
Alan Levine	1:03.60
M65 Richard Gardner	1:33.70
M70 Jim Selby	1:16.39
Brian McCarthy	1:47.07
W40 Beverly Jephcott	1:01.67
W45 Carla Hoppie	1:09.99
Debbie Selby	1:27.29
800m	
M40 Allen McDuffries	2:10.57
Mark Cleary	2:12.44
Percy Bojadar	2:13.31
M45 Greg Godfrey	2:27.79
M50 Gary Shapiro	2:20.40
Jack Farnan	2:34.35
M55 Gary Rust	2:17.53
Ronald Salupo	2:17.69
Lee Fitzgerald	2:22.59
M60 Malcolm McGawn	2:51.88
M65 Richard Gardner	4:01.67
M70 Jim Selby	3:01.43
Bob Holmes	3:25.30
W45 Carla Hoppie	2:40.72
1500m	
M40 Mark Cleary	4:37.79
Andy Thacher	5:11.58
M45 Rob Duncanson	4:41.29
Mike Rodriguez	5:13.05
M50 Jack Farnan	5:14.64
Paul Baumhoefner	5:33.39
Steven Edwards	5:49.41
M60 Malcolm McGawn	5:48.65
M65 Ed Karas	7:03.65
M70 Jim Selby	6:15.62
Ray Archibald	7:47.80
Brian McCarthy	8:10.71
W45 Marcella Teran	5:08.74
Debbie Barraza-Lee	5:28.02
5000m	
M35 David Sanford	17:47.16
M40 Andy Thacher	18:46.75
M45 Billy Whitford	22:08.87
M50 Greg Wilson	17:14.13
Steven Elliott	21:53.47
M60 Malcolm McGawn	21:40.69
M65 Gene Chase	21:44.75
Richard Gardner	31:55.57
M70 Ray Archibald	28:24.08
Brian McCarthy	29:01.52
W45 Madonna Bentz	25:55.75
Short Hurdles	
M50 Thad Wilson	14.95
M60 William Wells	20.15
M90 Bert Morro	25.52
Long Hurdles	
M50 Thad Wilson	1:10.88
M60 Terry Rowan	50.60
William Wells	51.22
Bill Knocke	54.51
High Jump	
M30 Joe Lata	1.65
M40 Darryl Smith	1.70
M50 John Little	1.65
Richard Watson	1.50
M60 Davie Perry	1.50
M65 Bert Bergen	1.40
W30 Leslie Martin	1.45
W45 Carla Hoppie	1.30
W55 A Steekelenburg	1.40
W60 Kathy Bergen	1.35
Pole Vault	
M30 Joe Lata	3.96
M50 Mike Ramoska	3.50

Bill McNeal	3.20
Jeff Scott	2.89
M65 Terry Cannon	3.50
Hal Smith	2.28
M70 Bob Holmes	2.28
W60 Nadine O'Connor	2.72
Pole Vault	
M40 Dereck De Leon	5.25
M45 Rob Duncanson	4.57
M50 John Little	4.67
M55 Ron Muranaka	4.18
M60 Terry Rowan	4.22
M65 Roger Tsuda	4.73
M75 Dewey Vroom	2.91
M85 Clarence Trahan	2.35
W35 Tiffany Wilson	4.04
W40 Veronica Amarasekar	5.30
W45 Carla Hoppie	4.33
W60 Marilyn Ongley	3.06
W70 Magdalena Kuehne	2.75
W75 Frances Styles	2.37
Triple Jump	
M40 Darryl Smith	11.42
M50 Robert Richardson	10.89
M60 Terry Rowan	8.82
M75 Dewey Vroom	6.68
M85 Clarence Trahan	5.35
W45 Carla Hoppie	7.94
W70 Magdalena Kuehne	6.36
Shot Put	
M35 Angelo Roselli	9.27
M40 Anthony Ayeni	12.24
Michael McCandless	10.93
M50 Richard Watson	10.92
Stephen Weeks	9.56
M55 Bruce MacDonald	10.55
Jorge Juarez	9.99
M65 James Koch	12.92
Hal Smith	12.91
Bob Humphreys	11.84
M70 Doug Tomlinson	11.39
M75 Dewey Vroom	8.50
W40 Amy Miller	7.94
W45 Carla Hoppie	8.69
Christine Stone	5.36
W55 Ingrid Mancini	8.48
W60 Hattie Perry	6.25
Sharon Svendsen	5.65
W70 Nina Duncan	5.86
Discus	
M30 Joe Lata	29.92
M40 Anthony Ayeni	38.33
Michael McCandless	29.03
M45 James Barry	32.90
M50 Richard Watson	36.55
Mike Tipping	33.84
Stephen Weeks	26.38
M55 Hal Smith	40.51
M60 Ronald Stock	29.27
Terry Rowan	25.04
M65 Bob Humphreys	45.00
Alan Rosen	37.08
Donald Alexander	26.28
M70 Doug Tomlinson	31.05
M75 Dewey Vroom	29.02
Kio Shik Song	22.60
Walter Atcheson	14.08
W40 Amy Miller	18.60
W55 Ingrid Mancini	21.00
W60 Kathy Bergen	19.82
W70 Nina Duncan	11.90
Hammer	
M35 Angelo Roselli	25.10
M40 Kyong Song	49.10
M50 Thomas Meyer	45.14
Richard Watson	37.95
M55 George Mathews	48.02
M65 Bob Humphreys	42.74
M70 Doug Tomlinson	34.33
M75 Kio Shik Song	32.63
Javelin	
M50 Richard Watson	42.46
M65 Larry Stuart	49.49
Bob Humphreys	31.33
Hal Smith	29.37
Richard Watson	1.50
M60 Davie Perry	1.50
M65 Bert Bergen	1.40
W30 Leslie Martin	1.45
W45 Carla Hoppie	1.30
W55 A Steekelenburg	1.40
W60 Kathy Bergen	1.35
Pole Vault	
M30 Joe Lata	3.96
M50 Mike Ramoska	3.50

Bob Weeks	29:35.0h
Gary Steck	30:01.0h
M70 Lloyd McGuire	36:36.0h
USATF New Mexico Association T&F Championships Albuquerque; July 6	
100M	
M40 Tony Gonzales	13.71
M45 Stacey Price	12.51
Herb Behm	13.61
Patrick Jaramillo	16.76
Donald Nedig	13.09
Rich Wild	13.28
Chuck Fuller	14.89
M70 Andy Anderson	15.85
W30 Jackie Kirstein	16.90
W35 Carol Nixon	17.74
W40 Robin Galloway	14.81
W45 Claudia Lewis	16.24
W50 Colleen Burns	15.10
W55 Darlene Hansen	16.88
Janet Blair	15.66
Jenny Dobbert	17.43
Jane Harrington	19.69
Jane Fuller	20.93
Mary Althaus	19.05
Joan Blair	27.53
200M	
M40 Tony Gonzales	27.46
M50 David Salazar	26.87
Richard Wild	28.76
Rob Machacek	31.21
Chuck Fuller	31.62
M70 Andy Anderson	33.79
W30 Jackie Kirstein	34.15
W35 Carol Nixon	41.06
W40 Robin Galloway	32.53
W45 Karen Blackmore	37.26
Claudia Lewis	37.98
W50 Colleen Burns	31.77
Darlene Hansen	36.54
Cynthia Pillmore	40.43
Sandra Fallen	41.72
M55 Jane Harrington	42.41
Jane Fuller	47.70
Mary Althaus	40.78
Joan Blair	1:08.09
400M	
M50 Jim Fallen	1:00.94
M55 Donald Nedig	54.71
M75 Chet Warwick	1:50.51
W30 Jackie Kirstein	1:18.72
W40 Robin Galloway	1:17.61
W45 Karen Blackmore	1:22.52
Claudia Lewis	1:31.07
W50 Cynthia Pillmore	1:29.99
W60 Mary Althaus	1:41.50
W65 Joan Blair	2:46.49
800M	
M45 Paul Gooris	2:41.23
M50 David Salazar	2:12.03
Jim Fallen	2:30.27
M55 Kent Blair	2:30.32
W40 Mary Lou Gooris	3:14.54
1500M	
M55 Kent Blair	5:11.26
W50 Colleen Burns	5:54.51
3000M	
M45 Paul Gooris	13:14.39
W40 Mary Lou Gooris	14:54.04
100MH	
M50 Gene Iwen	16.98
4X100M RELAY	
M50	56.7
Fallen, Salazar, Wild, Anderson	
3000M RACEWALK	
W65 Joan Blair	29:08.9
HIGH JUMP	
W40 Patricia Porter	WR 1.74
(Brill, '97 & Karg '95/1 72)	
W55 Janet Blair	1.20
LONG JUMP	
M50 Gene Iwen	4.92
M55 Kent Blair	3.79
M75 Chet Warwick	2.73
OW LaNell Scarbrough	5.99
Lori Nolte	4.89
Amber Nolte	4.88
Deb Vestal	2.39
W55 Janet Blair	3.96
TRIPLE JUMP	
M50 Gene Iwen	9.34
W50 Deb Vestal	5.55
SHOTPUT	
M35 Pat Hochanadel	12.75
M40 Mark Ihlefeld	8.91
M45 Ric Gonzales	10.47
Herb Behm	8.55
M50 Tim Fuehrer	10.13
M65 James Koch	12.75
Maurice Keeker	9.15
M70 Mel Bork	8.80
M80 Robert Broadbent	6.64
Hugh Hackett	5.68
Lisa Hampton	5.56
DISCUS	
M35 Timothy Edwards	43.91
M45 Ric Gonzales	28.40
Patrick Jaramillo	25.94
Tino Martinez	47.08
M65 Floyd Riddle	38.03
Maurice Keeker	27.98
M80 Hugh Hackett	16.40
Robert Broadbent	16.23
Lisa Hampton	18.76
HAMMER	
M55 Paul Economides	43.00
M80 Hugh Hackett	21.29
Robert Broadbent	17.39
Judy Featherston	22.65
JAVELIN	
M45 Ric Gonzales	33.59
Patrick Jaramillo	31.94
Paul Gooris	23.48
Floyd Riddle	29.25
M70 Mel Bork	17.82
M75 Chet Warwick	17.88
M80 Hugh Hackett	19.94
Robert Broadbent	16.60
WEIGHT THROW	
M45 Herb Behm	8.31
Ric Gonzales	7.09
Floyd Riddle	10.17
M80 Hugh Hackett	10.31
Robert Broadbent	6.94
Lisa Hampton	5.75

NORTHWEST	
Seattle Parks Masters Meet Seattle, WA; June 7	
100M	
M35 Koji Yamada	14.4
M40 Michael Waller	11.2
Aaron Blake	12.6
M45 Naim Hasan	11.8
John Wells	12.3
Gary Zasmovich	13.0
Everett Devereaux	13.0
M50 David Ortman	12.1
M55 Charles Broncato	12.5
Joe Johnston	13.9
Grant Lamothe	13.9
Richard Ying	14.0
M60 Stephen Robbins	12.0
Ron Jensen	14.0
Mike Flynn	14.2
Roger Dean	16.0
Gilbert Craig	16.1
M65 Roger Brown	15.3
Dale Sawyer	15.8
Jonathan Heller	16.9
Mohler Simpson	17.4
M70 Wayne Keller	22.1
M80 Phil Floss	24.5
W35 Lauriea Blume	14.2
W40 Martha Mendenhall	13.7
Edelza Knight	14.7
W45 Donna Schultz	14.4
W60 Lynne Clewell	15.8
Becky Sisley	17.2
200M	
M40 Michael Waller	23.5
Aaron Blake	26.4
M45 Wayne Baruso	27.1
M50 Vance Jacobson	26.9
M55 Charles Broncato	26.2
Richard Ying	29.9
M60 Ron Jensen	29.9
Charley Walsh	34.2
Gilbert Craig	37.0
M65 Roger Brown	32.5
Dale Sawyer	33.8
M70 Wayne Keller	50.1
M80 Phil Floss	52.4
W35 Lauriea Blume	29.3
W40 Edelza Knight	30.0
Gail Kuhnly	38.0
W60 Becky Sisley	39.6
400M	
M35 Koji Yamada	74.4
M40 Karry Cameron	56.5
Vance Robinson	58.1
M45 Naim Hasan	55.0
Alex Johnson	56.9
Karl Smith	57.6
Mark Sheeks	59.5
Robert Johnson	61.0
M50 David Ortman	55.5
Michael Easterly	60.5
Bob Stone	65.5
Dean Koga	65.8
M55 Rich Tucker	59.6
Gregg Williams	61.7
Will Leslie	64.9
Bill Etnyre	66.3
M60 Don McMillan	62.4
Gilbert Craig	87.6
W35 Lauriea Blume	68.8
W40 Gail Kuhnly	81.9
800M	
M30 Keith Thomas	2:24
M40 Vance Robinson	2:20
M45 Mark Sheeks	2:21
M50 Bob Stone	2:56
M55 Rich Tucker	2:19
M60 Gilbert Craig	3:48
W40 Gail Kuhnly	3:14
1500M	
M50 Rick Garrison	4:58
Bob Stone	5:37
Dean Koga	5:37
M55 Bill Etnyre	5:38
M60 Des O'Roarke	NTA
Roger Dean	5:41
Gilbert Craig	NTA
W60 Carol Flexer	5:50
5000M	
M40 Richard Hinrickson	20:59
M45 Kevin Adams	17:21
M50 Jack Miller	22:08
Doug Sturm	25:39
M65 Dave Pitkethly	21:26
W35 Lauriea Blume	22:29
W45 Joy Cordel	22:49
W60 Judy Groombridge	31:34
High Jump	
M35 Koji Yamada	1.44
M45 Garey Zasmovich	1.48
M50 Ric Teller	1.77
Grant Lamothe	1.24
M55 Joe Johnston	1.56

Bill Dow	1.12
M60 Don McCrea	1.28
M65 Roger Brown	1.24
Jonathan Heller	1.04
M80 Ken Groshkow	1.12
W40 Martha Mendenhall	1.58
W60 Beck Sisley	1.16
Pole Vault	
M45 Louis Baucom	3.03
Rick Roll	2.73
M50 Dick Clintworth	3.23
John Patterson	3.03
M55 Richard Ying	3.03
M60 Larry Holmes	3.33
Don McCrea	2.63
M65 Mohler Simpson	2.03
Long Jump	
M35 Mike Toll	5.92
M60 Gilbert Craig	3.32
Roger Dean	3.10
M65 Roger Brown	3.34
Jonathan Heller	3.34
W45 Donna Schultz	3.25
Triple Jump	
M35 Mike Toll	12.27
M65 Jonathan Heller	3.12
Shot Put	
M40 Ray Roff	9.12
M45 Gary Zasmovich	11.78
John Wells	10.31
M55 Bill Dow	9.10
M60 Jack Miller	10.26
Peter Larsen	9.78
Dick Dow	7.95
John King	7.07
Don McCrea	9.69
M65 Neil Saling	11.21
M70 Wayne Keller	7.63
M75 Bob Craig	6.98
M80 Ken Groshkow	6.97
Warren Schram	5.71
M90 Leon Joslin	5.92
W40 Melissa Moore	7.20
Discus	
M35 Paul Cook	37.04
M40 ray Roff	26.92
M45 Gary Zasmovich	33.99
M50 Jack Miller	26.05
M60 Dick Dow	38.12
Jack Miller	34.73
John King	33.15
Tom White	23.41
M65 Neil Saling	39.52
M70 Wayne Keller	21.76
M75 Bob Craig	16.56
M80 Ken Groshkow	18.56
Warren Schram	16.54
M90 Leon Joslin	17.62
W30 Francis Jones	29.38
W40 melissa moore	23.67
W50 Lynn Dow	20.29
1500 RW	
M60 Gilbert Craig	12.55
3000 RW	
M45 Bart Kale	18:13
M50 Bob Novak	16:20
M55 Stan Chraminski	16:13
M70 Paul Kaald	20:31
W35 Penny Vale	19:01
W40 Ann Tuberg	17:37
W65 Bev LaVeck	18:20
Inland Northwest Championships Pullman, WA; June 14	
100m	
W45 Doris Minter Comets	16.4
W55 Janet Wiebold Comets	18.6

Continued from previous page

Table of athletic results including categories like High Jump, Long Jump, Triple Jump, Pole Vault, Shot Put, Discus, and various event numbers (M35, M45, etc.) with names and times.

Table of athletic results for the Hammer and Javelin events, listing names and times for various event numbers.

Table of athletic results for the 400m, 800m, 1500m, 5000m, 10,000m, and 2000m Steeplechase events, listing names and times.

Table of athletic results for the 3000m Steeplechase, 400m, 800m, 1500m, 5000m, 10,000m, and 2000m Steeplechase events, listing names and times.

Table of athletic results for the 3000m Steeplechase, 400m, 800m, 1500m, 5000m, 10,000m, and 2000m Steeplechase events, listing names and times.

Table of athletic results for the 3000m Steeplechase, 400m, 800m, 1500m, 5000m, 10,000m, and 2000m Steeplechase events, listing names and times.

LONG DISTANCE RESULTS

Table titled 'EAST' containing results for USATF NJ Masters Championships/Tenafly 5K Tenafly, NJ; June 1, listing names and times.

Table titled '32nd Annual Vestal XX 20K Road Race Vestal, NY; June 15', listing names and times.

Table titled '43rd Mount Washington Road Race 7.6 Miles, Pinkham Notch Gorham, NH; June 21', listing names and times.

CANADA

Table titled 'Ontario Masters Track & Field Association Outdoor Championships Toronto; May 31-June 1', listing names and times for 100m, 200m, and 400m events.

Table titled 'Shelter Island 10K Shelter Island, NY; June 14', listing names and times for the 10K race.

Table titled 'NYRR WABC Fight Against Prostate Cancer 8K Central Park, NYC; June 15', listing names and times for the 8K race.

Table titled 'NYRR FRNY Lesbian & Gay Pride 8K Central Park, NYC; June 28', listing names and times for the 8K race.

Continued from previous page

Asbury Park 10K
Asbury Park, NJ; June 28
Overall
Araya Haregot 22 29:20
Atalech Ketema 20 34:24
M40 Jackson Kipngok 29:59
Drew Davis 32:55
Rick Pingitore 34:49
M45 Jerry O'Connor 36:46
Michael Ferinden 38:45
Stephen Stafford 38:52
M50 Thomas Thouhy 43:59
John Hill 44:14
Larry Schauer 44:19
M55 Miguel Lopez 42:23
David Duff 42:10
Gary Gordon 43:37
M60 Frank Hopper 42:08
Jeff Martin 43:15
Bob Goldblatt 47:37
M65 Dick Hill 47:43
Olie Nelson 52:53
Richard Conley 54:54
M70 Rich Hause 47:24
Harry Papirman 53:32
Bill Mullin 54:13
M80+C. Lurch 82 1:16:15
W40 Velda Balmer 38:56
Beth Moras 42:11
Cynthia Shaw 45:14
W45 Linda Puzo 45:22
Susan Graff 45:47
Lynn Brady 50:18
W50 Pauline Willis 48:52
Linda Piff 49:49
Dale Barth 50:32
W55 I. Cantarella-Fox 51:54
Diana Burton 1:04:44
Rita Gordon 1:14:45
W60 Dorothy Little 49:49
Patricia O'Hanlon 53:52
Barbara Shannon 56:53
W65 Imme Dyson 50:16
D. Papirman 1:06:17
Patricia Hill 1:14:18
W70 E. Thomas 1:26:08

Pittsylvania Mile Run
Pittsburgh, PA; June 28
M30 Dan Holland 4:43.6
Peter Domicic 5:17.6
Franklin Chen 6:10.0
M35 Jim Beck 5:39.5
M40 Larry Van Dyke 4:44.0
Joe Seiler 5:32.1
Phillip Pillin 5:35.1
Sam Bertenthal 5:55.2
M45 Barry Harwick 4:51.3
Lee Zerkowicz 5:02.3
Carl Hildebrandt 5:22.7
Joe Alter 5:37.8
Fran Sherwood 5:44.8
Bob Harwick 6:31.2
M50 George Dieffenbach 5:26.2
Norman Thomas 6:08.5
Jerry Richey 6:24.6
Frank Cornell 6:30.0
M55 David Steed 6:25.5
M70 Elmer Gasper 8:50.6
John Harwick 8:50.7
M80 Stuart Kaufman 11:02.0
W30 Carmella Salem 6:30.2
Sharon Rutherford 6:55.8
W35 Lisa Palenski 7:04.2
Georgiann Landowski 7:05.9
W40 Nicole Constable 7:04.1
Sylvia Paesano 8:22.3
W55 Joyce Geroux 8:06.0

SOUTHEAST
Freedom 5K
Quiet Waters Park, FL; June 28
Overall
Ben Payne 21 15:50
J.C. Hanley 25 19:14
M40 Robert Leaf 17:15
Jerry St Peter 18:03
M45 Gary Bloomer 17:35
Al Bakari 18:00
M50 Johann Lattmanig 19:41
Oscar Tabares 19:55
M55 Al Swenson 17:54
Al Shamoun 20:50
M60 Robert Hendrick 19:56
John Pitman 21:16
M65 Louis Best 22:14
M70 Martin Quinn 26:26
M75 Leroy Buckner 27:38
Jerome Kaufman 40:25
W40 Lisa Dorfman 20:21
Ellen Bloomer 20:45
W45 Gladys Schultz 20:57
Berta Vilies 22:58
W50 Robin Coates 24:18
Anita Reibel 27:44
W55 Sally Goldberg 26:31
W60 Gen Barry 28:14

W70 Yvonne Aasen 29:58
W75 Helen Weiss 36:35
Peachtree 10K
Atlanta, GA; July 4
Overall
ROBERT CHER KIPKOECH, 24 28:23
SUSAN CHEPKEMEI, 28 31:13
W40 CARMEN AYALA-TRONCOSO, 35 35:02
W45 PATRICE COMBS 40:19
W50 JUDITH A HINE 44:27
W55 JERRY CHAPMAN 50:49
W60 JUDITH DANIEL 53:53
M40 ANDREW MASAI 29:42
M45 ANDREY KUZNETSOV 32:42
M50 BOB DALTON 36:24
M55 RICHARD T BUERKLE 36:56
M60 ERIC ELBEL 37:30
M65 WILLIAM MCDONALD 48:56
M70+WALTON MCDANIEL 49:00

Yorktown Freedom 5K
Yorktown, VA; July 4
Overall
David Spiller 25 15:21
Kristine Wilson 29 18:27
M40 Mark Hollingsworth 18:28
Matthew Bickley 18:42
M45 James Bates 17:20
Jim Goggin 17:33
Henry Gleisberg 18:01
M50 Rick Platt 17:46
Bill Alto 18:35
M55 Lewis Jones 19:49
Clint Page 23:29
M60 Robert Wright 19:59
M65 Mike Kelly 24:19
M70+Tom Ray 70 21:44
Willis Fenwick 70 23:44
W40 Valerie Plyler 20:20
Pamela Lovett 21:12
W45 Sharon White 20:39
Carol Talley 21:34
W50 C Rudsill Brantley 23:38
Brenda Mitchell 24:23
W55 Barbara Ivey 25:09
W60 Sylvia Boecker 29:29
W65 Ann Manciaci 35:02
W70+Miriam Tuovila 78 47:52

MIDWEST
Ferndale 10K
Ferndale, MI; May 18
Overall
Joe Schramski 19 33:46
Marcy Kossak 44 42:52
M40 Todd Kelly 37:03
Kurt Schneider 38:01
M45 Mark Kossak 39:11
Paul Maguire 39:42
M50 John Tarkowski 37:15
Eduardo Palomino 39:04
M55 Ron Ruffin 38:12
Ken Rowe 39:48
M60 Doug Goodhue 39:38
Harvey Rubenstein 50:56
M65 none
M70 Everett Luoma 54:24
W40 M Kossak 42:52
Mary Kelly 52:54
W45 Diane Himebaugh 51:57
W50 Donna Olson 46:29
Maggy Zidar 47:47
W55 Mary Steinhauer 63:15
W65 Merion Knight 56:54

2003 Dexter-Ann Arbor 20K
Ann Arbor, MI; June 1
Overall
Jan Forsyth 31 1:07:11
Ann Boyd Stewart 39 1:23:31
M40 Rick Armes 1:19:42
M45 Joseph Caruso 1:19:37
M50 Gary Wolfram 1:18:46
M55 Don Balkwell 1:26:27
M60 Gerard Malaczynski 1:25:25
M65 Phil Lokuta 1:48:37
W40 Bob Daly, 70 1:39:21
W40 Cynthia Barnett 1:29:56
W45 Robin Hallop 1:39:05
W50 Maggy Zidar 1:42:00
W55 Teresa Ashworth 1:40:19
W60 Allie McGhee 1:53:08
W65 Nina Derda 2:04:56
W70+Renae Lowerdorf, 99 1:41:52

MID-AMERICA
Steamboat Marathon
Steamboat Springs, CO; June 1
Overall
John Raveling, 35 2:38:31
Kelly Carlson, 38 3:01:51
M40 Steve Krebs 2:56:49
M45 Kevin Jafari 3:04:17
M50 Jim D'Haenens 3:15:56
M55 Jon Robinson 3:38:53
M60 Ed Oconnell 3:52:07
M65 Russell C Scott 4:44:18
M70+No Finishers
W40 Betsy Kalmeyer 3:24:16
W45 Micky Simpson 3:50:48
W50+Diane Ridgway 3:34:02

Hospital Hill Run 5K/12K/
Half-Marathon
Kansas City, MO; June 7
Overall
JONATHAN KELLEY 23 16:23
MARY GRENE 40 19:28
M40 THOMAS FITZPATRICK 18:06

M45 PAUL HESCHMEYER 20:38
M50 KEN JOHNSON 21:07
M55 DENNIS WEINKING 25:12
M60 RICHARD WHITE 27:27
M65 CLYDE DAVIDSON 23:26
M70+GERALD WITTEN 74 35:11
W40 Mary Grene 19:28
W45 KATHLEEN PURDUSKI 26:50
W50 Rose Ann Jolly 26:16
W55 SUSAN CHIEPPO 28:21
W60 ANNE COVENEY 32:41
W65 JEANNE OROURKE 37:35
W70+TRUDY PETTY 72 42:09

-12K-
Overall
FERNANDO MARTINEZ, 27 39:55
Tammy Ritchie, 30 48:08
M40 THOMAS SNODELL 42:14
M45 Vince McCarthy 1:12:45
M50 JR FLORES 49:40
M55 DONALD RISKER 53:45
M60 RALPH HOWARD 1:05:37
M65 CARL VANSANT 1:02:12
M70+BOB MAHONEY 76 1:10:09
W40 Annette Pierce 50:02
W45 DIANNE SIEGEL 58:54
W50 GAYLE VAN DURNE 50:37
W55 Sharon LaFoe 1:05:16
W60 DARLENE WRIGHT 1:22:11
W65 JANICE TALGE 1:16:42
W72+BOBBIE THURCHLEY 1:40:41

--Half Marathon--
Overall
RYAN SHAY 24 1:04:13
DEBORAH TORNEDEEN 42 1:23:21
M40 CHRIS NICHOLS 1:18:03
M45 MARK CURP 1:13:36
M50 KEN BEACH 1:24:08
M55 GUSTAVO PENALOZA 1:25:53
M60 Gary Cooper 1:35:42
M65 HERB BROWN 1:47:27
M70 Hernan Azocar, 71 1:57:44
M80 ED BURNHAM, 83 3:11:45
W40 DEBORAH TORNEDEEN 1:23:21
W45 MARLA RHODEN 1:37:10
W50 MaryAnn Lambrechts 1:43:35
W55 Dorris McManis 1:52:03
W60 SUZIE TURNER 2:10:27
W65 ANN NELSON 2:21:08
W70+TRUDY NEPSTAD 72 3:11:59

27th Annual Grandma's Marathon
Duluth, MN; June 21

Overall
Joseph Kamua, 32 2:11:22
Fira Sultanova, 41 2:27:05
M40 Fedor Ryjov 2:17:08
Mohamed Nazipov 2:17:21
John Ofstedal 2:30:35
Jarrow Wahman 2:33:59
John Van Denacker 2:34:06
M45 David Tappe 2:41:41
Brent Smith 2:42:57
Dennis Wallace 2:44:42
Paul Brown 2:46:42
Joseph Haynes 2:47:23
M50 Rob Whetham 2:46:49
John Cretzmeyer 2:57:11
Robert Weber 2:59:12
Stephen Maupin 3:00:17
Terrence Kakkola 3:01:45
M55 John Jenk 3:08:16
Paul Lamere 3:12:11
Larry Snider 3:15:51
Winston Gordon 3:16:50
Brian Hendrickson 3:17:30
M60 Doug Sauri 3:06:12
Jared Mondry 3:12:25
John Fara 3:14:54
Leonard Coequet 3:15:28
Ron Bickel 3:30:27
M65 John Jones 3:29:54
Richard Trochman 3:48:24
Ronald Rude 4:03:14
Harold Frederick 4:06:57
Ted Bunne 4:09:43
M70+Jim Schliesman, 70 3:19:21
Harold Wilson, 70 3:24:02
John Kreston, 78 3:58:18
Lloyd Young, 79 4:10:02
Wm Hollihan, 73 4:31:45
W40 Fira Sultanova 2:27:05
Janet Robertz 2:43:13
Kelly Keeler 2:43:45
Madelyn Noe Schlentz 2:47:26
Janice Addison 2:53:22
Jeanne Lasee Johnson 2:54:42
W45 Lee Dipeitro 2:47:16
Jane Welzel 2:57:48
Christie Lammers 3:01:31
Doris Dausman 3:09:00
Kristine Goetz 3:14:51
W50 Mariat Fernandez 3:16:43
Marina Jones 3:10:09
Paulette Butler 3:19:41
Janet Gensler 3:25:02
Barbara Leinjinger 3:25:06
W55 Romy Niblack 3:38:32
Nancy Rollins 3:24:36
Pi Larson 3:47:46
Gael Jones 3:52:05
Dawn Schroeder 3:56:48
W60 Barbara Warren 3:53:32
Jan Rhode 4:28:35
Betty Frankim 4:46:07
Donna Noonan 5:03:08
Nataline Revelt 5:06:55
W65 Terttu Barsch 4:36:39
Dorothy Marden 5:00:40
Peg Tyler 5:19:13
Patricia Amidon 5:51:52
Nancy Gibbons 6:29:07
W70+Katherine Beiers 70 4:45:24
Joy Johnson, 76 5:34:26

--HALF MARATHON--
Overall
Jason Lehmkuhle, 25 1:06:33
Kimberly Anderson, 38 1:22:56
M40 Patrick Billig 1:10:15
Digger Carlson 1:11:01
Peter Skorseth 1:12:13
M45 Bobby Paxton 1:14:26
Bill Krezonowski 1:18:05
Michael Januszewski 1:19:52
M50 Jerry Buetel 1:20:58
William Hidding 1:23:09
Gene Marsolek 1:25:05
M55 Greg Larson 1:21:02
Norman Purrington 1:26:18
James Graupner 1:26:15
M60 Leslie Davis 1:19:03
Dan Conway 1:21:44
Paul Ford 1:28:02
M65 Alvin Uecher 1:44:58
Ralph Monodor 1:50:51
Bill Kirkland 1:54:08
M70+Eric Imperus, 71 1:55:45
Benj Fredrick, 76 2:00:01
Franc Januschka, 72 2:03:48
A Leighton, 70 2:18:12
W40 Janice Ertle 1:26:39
Robin Tedlund 1:27:00
Lynne Schuler 1:28:16
W45 Kristie Larson 1:30:20
Paulette Odenthal 1:32:36
Joanne Hanowski 1:32:56
W50 Barbara Jacobson 1:33:18
Nancy Camp 1:39:36
Jean Johnson 1:41:26
W55 Diane Stoneking 1:38:50
Colleen Barrows 1:50:25
Mary Hiatt 1:52:42
M60 Marilyn Schnobrich 1:45:51
Kathleen Peterson 1:47:29
Sandra Walhof 2:12:11
W65 Mary Lindgren 2:04:05
Wen Shi Yu 2:07:11
Lois Degonda 2:16:52
W70+D'Liea Toshiko, 73 1:56:22
Diane Goulette, 74 2:37:13
Lorrai Mitchell, 70 2:43:32

WEST

Brentwood 10K/5K
Brentwood, CA; May 25

-10K-
Overall:
Tyrus Deminter 39 32:45
Lucy Fitzgerald 31 36:42
M40 Steve Schuman 35:00
Jose Ricardo 36:06
Michael Higgins 36:47
M45 Bruce Deeter 37:21
Steven Watanabe 39:03
Peter Glassman 39:57
M50 Chris Jeseman 40:36
Bruce Sutherland 41:06
Richard Johnson 43:37
M55 Richard Nelson 42:13
Dick Held 46:02
Arthur Byrne 46:03
M60 Mario Gerla 46:40
Myung Park 46:50
Bill Scott 47:55
M65 Mike Hamilburg 53:02
Kenneth Mills 53:17
David Vaughan 54:31
M70 Dusty Snyder 51:12
Herb Katz 59:03
Bill Panza 73:51
M75 Bob Koch 76 51:29
Richard Scully 76 63:51
Saul Rosenzweig 77 79:08
W40 Marie Murphy 39:08
Diane Isaacs 41:12
Rikako Takei 42:41
W45 Helen Cox 44:57
Susan Fink 45:59
Becky Walkden 50:56
W50 Shari Nicholls 47:35
Georgeann Nicol 49:02
Sally Simpson 50:33
W55 Cynthia Ford 49:08
Kris O'Donnell 55:08
Jane Dawson 57:35
W60 Lisa Newman 60 59:44
Dorothy Malavolti 64 60:36
Amy Galbraith 60 61:02

-5K-
Overall:
Pablo Vega 25 15:12
Kirsten O'Hara 37 17:12
M40 Chris Hands 17:01
Tyrone Black 17:02
Eugene Muslar 17:47
M45 Blair Tarr 18:14
Mark Helm 18:41
Brian Weintraub 18:51
M50 Ed Avol 17:40
Carlos Satumo 18:17
Dean Goodman 19:33
M55 Chuck Foote 18:21
John Combs 18:25
Bill Sumner 18:46
M60 Gary Riley 19:30
George Cohen 21:11
Don Culton 23:18
M65 Andre Untiedt 21:27
Bill Thompson 21:28
Robert Lyons 22:39

M70 Dusty Snyder 23:38
Andrew Martin 24:09
Leonard Walts 26:41
M75 Ellis Revness 76 29:39
Phil Clarke 77 32:55
Steve Bathias 79 36:16
W40 Leslie Oliver 20:07
Vickie Ford 20:31
Rebecca Denicola 21:51
W45 Helen Cox 19:56
Susan Herbert 20:42
Tracy Kierce 21:20
W50 Sharon Lotesto 20:48
Jane Wasserm 23:16
Maryam Burcham 23:38
W55 Wendy Scheinkopf 20:02
Fran Smith 25:41
Karen Bartenetti 27:25
W60 Susan Stevens 28:18
Glenna Sparks 31:23
Marge Gold 35:24
W65 Margaret Roberts 33:11
Adrienne Gierd 34:08
Sherry Steinberg 36:04
W70 Vida Slawson 74 39:02

State Street Mile
Santa Barbara, CA; June 15

W40 Joyce Brisby 5:45
W45 Luann Mckenzie 6:00
W50 Deborah Flores 6:06
W55 Frances Malinoff 7:06
W60 Rosemarie Rockenbach 7:16
W65 Julie Lopp 9:10
W70+Ann Chadwick 9:49
M40 Willy Rossovo 4:41
M45 Fred Maggiore 4:54
M50 Lauren Udden 5:12
M55 Sean McCormick 5:07
M60 Byron Melendy 5:37
M65 Gordon McClenathen 6:15
M70+ Bill Kennedy 7:24

Shriner's Challenge 8K
Sacramento, CA; June 17

Overall
Dan Gonzalez, M38 24:22
Midori Sperandeo, W33 28:36
M40 Carmelo Rios 26:38
M45 Lloyd Stephenson 25:28
M50 Michael Dove 28:05
M55 Jim Gibbons 29:53
M60 Neal Chappell 31:16
M65 Irv Faria 38:44
M70+ Sam Hirabayashi 39:24
W40 Carolynn Keller 30:37
W45 Mo Barley 32:27
W50 Deede Grafius 32:13
W55 Jutta Mc Cormick 37:29
W60 Barbara Miller 32:42
W65 Myra Rhodes 39:06
W70+Margarethe Styskel 43:13

Keep LA Running 5K/10K
El Segundo, CA; July 13

-5K-
Overall
Wilhelm Gidabuday 28 15:47
Mary Colburn 25 18:22
M40 Joel Sanchez 20:45
Nick Trozzui 20:47
Darwin Pagett 21:39
M45 Frank Tai 19:34
Thom Narita 19:53
Jim Newman 20:53
M50 Terry Alcana 18:45
Marcello LaCroix 20:18
UAN Gomez 20:37
M55 Ray Parker 21:14
Dale Walters 22:06
Bob Stagner 22:10
M60 Jay Seashore 29:57
Harry Yonemora 37:59
Thomas Culbertson 40:10
M65 Frank Greene 23:47
Bob Gold 27:45
Howard Kugel 28:03
M70 Leonard Walts 26:52
Raymond Garcia 31:10
Bill Panza 36:58
M75 Richard Skully 31:30
Roy Murano 34:37
Milton Gruber 62:51
W40 Lyn Austin 26:45
Regina plank 27:22
Christine Findlay 29:17
W45 Dawn Bright 25:28
Jennie Thompson 25:49
Helen Cota 29:51
W50 Georgette Gantner 28:10
Mary Bieble 28:12
Linda Peterson 30:35
W55 Yoko Eichel 23:38
Anne Klafter 28:57
Cheryl Maysels 32:45
W60 Marge Gold 36:48
Jan Duffy 37:06
Rita Murphy 37:50
W65 Yaeko Busic 34:57
Rachel Ganala 37:06
W70 Ruth Cole 35:57
Grace Burnham 42:45
Dora Vallarta 45:40

W75 Ruth Cleland 80 62:50
-10K-
Overall
Sergio Reyes 21 32:16
Mara Caples 25 38:13
M40 Robert Franks 38:02
Mark Silva 39:36
Douglas Martinez 39:48
M45 Andre Untiedt 42:28
Dave Amenda 45:57
Eddie Ibardolasa 46:06
M50 E Avol 39:16
Javier Duvan 42:07
Rick Joly 44:41
M55 Juan Cabeza 40:17
Delfino Rodriguez 45:05
Terry Rauch 48:58
M60 Lee Baca 42:33
Eric Gilbert 49:11
Robert Samuel 52:31
M65 Jerry Shourds 49:17
Sonny Munioz 54:13
John Williams 56:14
M70 Philip Fetcho 83:56
M75 Bob Koch 76 54:45
W40 Rosalva Bonilla 39:44
Debbie Richardson 40:51
Nicki Peterson 45:20
W45 Jeanne Satter 52:24
Sulan Peebles 53:04
Sue King 53:35
W50 Sonia Nam 47:10
Signe Nam 49:23
Carolyn Singer 50:50
W55 Julie Lister 47:39
Ann Steiner 76:18
Mary Louise Piday 79:04
W60 Julia Dunphy 51:03
Maria Lewis 59:31
Kathy Vigil 66:43
W65 Barbara Blinderman 67:26:26
Gloria Bassler 66 78:49

NORTHWEST

Steep Hills Chase 5K
Eugene, OR; June 14

Overall
Jill Mestler 31 18:33
Marcial Soto 50 17:10
M40 Alan Whalen 18:35
Bob Coll 18:41
Kevin Myers 19:12
M45 Larry Trachtenberg 18:19
Robert Peattie 18:25
Todd Bosworth 18:36
M50 M. Soto 17:10
Steve Cooper 22:55
M55 Ron Barker 21:15
Rick Lloyd 22:02
M60 Dennis Staples 22:36
M70+Joe Brown 74 31:21
W40 M. Haberman 25:37
Tri Anything 27:20
W45 Terry Falkenstern 28:12
Laurie Iaccino 32:50
Terese Strub 37:01
W50 Sue Laks 39:05
W55 Katie Staples 33:40
W65 Jane Dods 31:31
W70+ R. Anderson 73 36:38

RACEWALKING

USATF National Masters 15K
RW Championships
Evansville, IN; June 1

M40 Gary Morgan 1:13:25
Douglas Johnson 1:21:36
Ed Fitch 1:21:50
M45 Rod Craig 1:16:15
Vincent Peters 1:20:49
Craig Woodall 1:38:15
M50 Bill Reed 1:23:59
M55 Leon Jasionowski 1:19:02
Max Walker 1:20:03
Richard McGuire 1:22:19
M60 Don De Noon AR 1:19:44
(Bernie Finch 1:50:17)
M65 Paul Johnson 1:26:47
Cedric Hustace 1:46:55
W45 Boan Byrne 1:42:33
W50 Tish Roberts 1:40:39
Cathy Mayfield 1:43:22

National Masters Newsletter

Bulk Rate
U.S. Postage
PAID
Lansford, Pa.
16802
Permit No. 7

A questionnaire of importance to the Masters movement

By ROBERT C. FINE
Chairman, A.A.U. Masters
Track & Field Committee

The questionnaire is of great importance to the Masters movement. It is a questionnaire of importance to the A.A.U. Masters Track & Field Committee. The questionnaire is of great importance to the Masters movement. It is a questionnaire of importance to the A.A.U. Masters Track & Field Committee.

Send original copy

National Masters Newsletter

Bulk Rate
U.S. Postage
PAID
Lansford, Pa.
16802
Permit No. 7

44 countries compete in Sweden

fantastic' may be the best word to describe 1977 Second World Masters Championships

By ROBERT C. FINE
Chairman, A.A.U. Masters
Track & Field Committee

The 1977 Second World Masters Championships in Sweden were a fantastic event. It was a great success for the Masters movement and for the A.A.U. Masters Track & Field Committee.

300th ISSUE

NATIONAL MASTERS NEWS

The official world and U.S. publication for masters track & field, long distance running and swimming

June 2003 \$3.00

Russians Triumph at "Brutal" Boston


By STEPHEN WICK
"Boston was brutal," explained one runner. "It could have been the Salt Lake City marathon." The race was a grueling test of endurance for all the runners. The weather was brutal, and the course was brutal. The race was a grueling test of endurance for all the runners.



Runner crosses the finish line of a marathon.

Races in Texas and California Draw Elite Masters Fields

By STEPHEN WICK
The elite masters fields in Texas and California were exceptional. The runners were top-notch, and the races were highly competitive. The weather was perfect, and the courses were beautiful.



Runners competing in a race.

Masters Thrill Crowds at Penn Relays

By STEPHEN WICK
The Penn Relays were a thrilling event for the masters athletes. The races were fast and exciting, and the crowds were large and enthusiastic. The weather was perfect, and the courses were beautiful.



Runner competing in a race.

NATIONAL MASTERS NEWS

The official world and U.S. publication for masters track & field, long distance running and swimming

September 2002 \$3.00

Nationals Draw 1062 to Orono, Maine

Raschker Sets Five World Records

By ROBERT WICK
The 2002 National Masters Championships in Orono, Maine, drew a record 1062 athletes. Raschker set five world records, and the event was a great success for the Masters movement.



Runners competing in a race.

NATIONAL MASTERS NEWS

The official world and U.S. publication for masters track & field, long distance running and swimming

January 2003 \$3.00

Colbert, Raschker Named Best 2002 T&F Athletes; Hellebuyck, Somers-Smith Top LDR Picks

Honors Also Go to Smith, Lewis, Martin, Samuelsen, Pirrung Among 28 Runners Honored by USA TF

By STEPHEN WICK
Colbert and Raschker were named the best T&F athletes of 2002. Hellebuyck and Somers-Smith were named the best LDR athletes. The USA TF honored 28 runners for their achievements in 2002.



Runners competing in a race.

NATIONAL MASTERS NEWS

The official world and U.S. publication for masters track & field, long distance running and swimming

December, 1993 \$2.50

12,178 Athletes Take Part in 10th World Veterans Championships

By STEPHEN WICK
The 10th World Veterans Championships in San Diego drew 12,178 athletes from 58 nations. The event was a great success for the Masters movement and for the veterans of the world.



A large group of athletes at the World Veterans Championships.

NATIONAL MASTERS NEWS

The official world and U.S. publication for masters track & field, long distance running and swimming

September, 1989 \$3.00

5 Smash World Masters Mile Mark; 21st Nationals Draw 920 to Florida

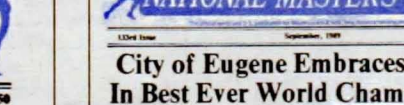
By STEPHEN WICK
Five world masters mile marks were smashed at the 21st National Masters Championships in Florida. The event drew 920 athletes and was a great success.



Runner competing in a race.

Ron Bell Leads Record Assault in 4:12.58; 12 World, 9 U.S. Marks Set

By STEPHEN WICK
Ron Bell set a world record in the 4:12.58 mile. He also set 12 world and 9 U.S. marks in other events. The event was a great success for the Masters movement.



Runner competing in a race.

NATIONAL MASTERS NEWS


The official world and U.S. publication for masters track & field, long distance running and swimming

September, 1989 \$2.25

City of Eugene Embraces Athletes In Best Ever World Championship

Thousands Pack Stands To See 4951 Participants From 58 Nations

By STEPHEN WICK
The City of Eugene embraced the athletes in the best ever World Championship. Thousands of fans packed the stands to see 4951 participants from 58 nations.



A large crowd of fans at the World Championship.

NATIONAL MASTERS NEWS

The official world and U.S. publication for masters track & field, long distance running and swimming

August, 1984 \$2.50

OLYMPIC FEVER

BURKE MAKES IT BUT ORTNER DOESN'T



Runner competing in a race.

MATSON ENDS DALRYMPLE STREAK AT 75

By STEPHEN WICK
Matson ended Dalrymple's streak at 75. The event was a great success for the Masters movement.



Runner competing in a race.

NATIONAL MASTERS NEWS

The official world and U.S. publication for masters track & field, long distance running and swimming

August, 1984 \$2.50

Nationals Draw 1061 to Orono, Maine

"The Best Ever"

By STEPHEN WICK
The 2002 National Masters Championships in Orono, Maine, drew 1061 athletes. The event was the best ever for the Masters movement.



Runners competing in a race.

NATIONAL MASTERS NEWS

The official world and U.S. publication for masters track & field, long distance running and swimming

September, 1989 \$2.25

City of Eugene Embraces Athletes In Best Ever World Championship

Thousands Pack Stands To See 4951 Participants From 58 Nations

By STEPHEN WICK
The City of Eugene embraced the athletes in the best ever World Championship. Thousands of fans packed the stands to see 4951 participants from 58 nations.

A large crowd of fans at the World Championship.

NATIONAL MASTERS NEWS

The official world and U.S. publication for masters track & field, long distance running and swimming

January, 1988 \$3.00

Rain, Wind and Cold Fail to Dampen Spirit of VII World Veterans Games



A large crowd of athletes at the World Veterans Games.

NATIONAL MASTERS NEWS

The official world and U.S. publication for masters track & field, long distance running and swimming

November, 1987 \$2.00

Record 4817 Athletes From 51 Nations Enter VII World Veterans Games in Melbourne

Event Entries Up 38 Percent From 1985



A large crowd of athletes at the World Veterans Games.

NATIONAL MASTERS NEWS

The official world and U.S. publication for masters track & field, long distance running and swimming

August, 1984 \$2.50

OLYMPIC FEVER

BURKE MAKES IT BUT ORTNER DOESN'T



Runner competing in a race.

MATSON ENDS DALRYMPLE STREAK AT 75

By STEPHEN WICK
Matson ended Dalrymple's streak at 75. The event was a great success for the Masters movement.



Runner competing in a race.

NATIONAL MASTERS NEWS

The official world and U.S. publication for masters track & field, long distance running and swimming

August, 1984 \$2.50

Nationals Draw 1061 to Orono, Maine

"The Best Ever"

By STEPHEN WICK
The 2002 National Masters Championships in Orono, Maine, drew 1061 athletes. The event was the best ever for the Masters movement.



Runners competing in a race.

NATIONAL MASTERS NEWS

The official world and U.S. publication for masters track & field, long distance running and swimming

September, 1989 \$2.25

City of Eugene Embraces Athletes In Best Ever World Championship

Thousands Pack Stands To See 4951 Participants From 58 Nations

By STEPHEN WICK
The City of Eugene embraced the athletes in the best ever World Championship. Thousands of fans packed the stands to see 4951 participants from 58 nations.

A large crowd of fans at the World Championship.