

MERS SITUATION UPDATE | NOVEMBER 2021

Highlights

- At the end of November 2021, a total of 2583 laboratory-confirmed cases of Middle East respiratory syndrome (MERS), including 889 associated deaths (case-fatality ratio of 34.4%) were reported globally. The majority of these cases were reported from Saudi Arabia (2182 cases, including 811 related deaths with a CFR of 37.2%).
- During the month of November 2021, five new cases of MERS were reported to WHO, including 4 cases with dates of symptoms onset during October and one case with an onset date in November. One death was also reported during this month. Four out of the five cases reported during November were from Saudi Arabia while one case was reported from United Arab Emirates.
- The demographic and epidemiological characteristics of reported cases, when compared to the same corresponding periods between 2016 and 2021, do not show any significant difference or change.
- The age group 50–59 years continues to be at the highest risk for acquiring infection as primary cases. The age group 30–39 years is most at risk as secondary cases. The number of deaths is higher in the age group 50–59 years as primary cases and 70–79 years as secondary cases.

SUMMARY

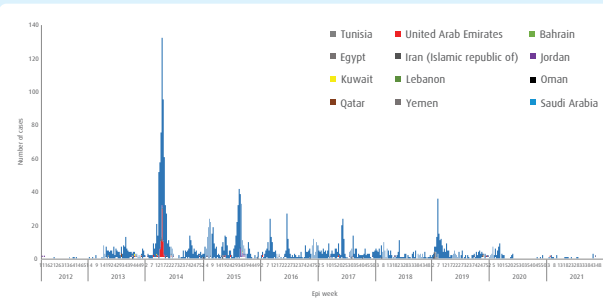
2583
Laboratory-confirmed cases reported since April 2012

12
Countries reported cases since April 2012 in the Eastern Mediterranean Region

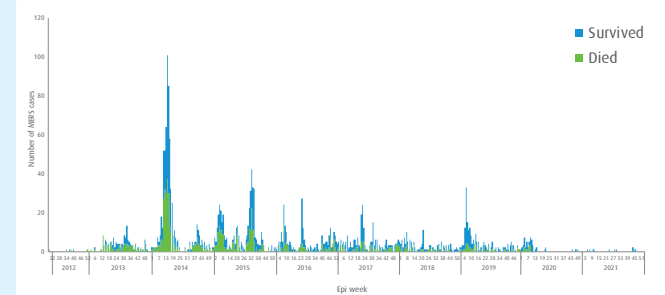
889
Deaths reported since April 2012

27
Countries reported cases globally

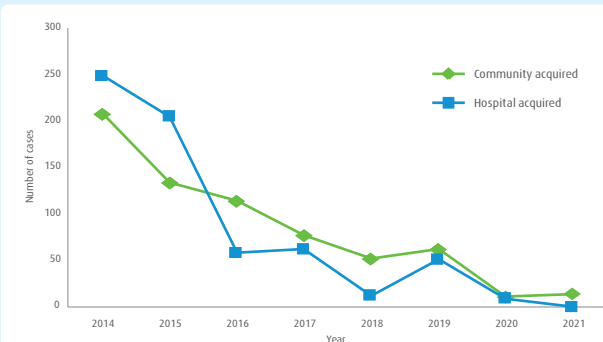
Distribution of MERS reported cases from Eastern Mediterranean Region by week of onset, June 2012 – November 2021



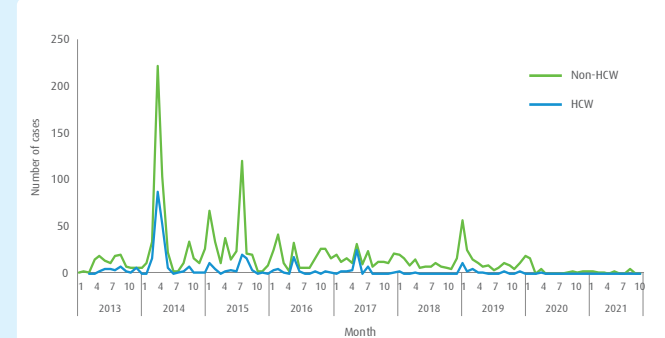
MERS cases per week of onset in Saudi Arabia, June 2012 – November 2021



Community versus hospital acquired MERS cases in Eastern Mediterranean Region, January 2014 – November 2021



Cases of MERS in healthcare workers reported from Saudi Arabia, January 2013 – November 2021



Epidemiological characteristics of MERS cases reported globally between June - November 2016 and June - November 2021

Characteristic	Jun - Nov 16	Jun - Nov 17	Jun - Nov 18	Jun - Nov 19	Jun - Nov 20	Jun - Nov 21
Number	114	131	36	48	3	7
Median age in years	53	48	56	58	51	60
Gender (% male)	67	66	83	81	100	100
% of Primary Cases	34	21	56	33	67	71
% of Secondary cases	25	50	11	13	0	0
(%) of Unknown Contact History	7	0	0	29	0	0
% of HCW	19	27	0	6	0	0
% Fatal	25	22	36	25	33	14

Characteristics of MERS cases reported from Saudi Arabia, June 2012 - November 2021

Type of case	2012	2013	2014	2015	2016	2017	2018	2019	2020	2021	Grand Total
Missing		1	15	102	103	68	52	56	7	4	408
Primary	3	36	164	52	75	70	54	57	11	9	531
Secondary	2	93	264	222	60	90	35	75	9		850
Unknown		28	219	78	11	5	1	16	33	2	393
Grand Total	5	158	662	454	249	233	142	204	60	15	2182

Age and fatality distribution of primary and secondary cases of MERS reported from Saudi Arabia June 2012 – November 2021

