

Highlights

- From April 2012 till April 2022, a total of 2591 laboratory-confirmed cases of Middle East respiratory syndrome (MERS) were reported globally, with 894 associated deaths at a case-fatality ratio (CFR) of 34.5%. The majority of these cases were reported from Saudi Arabia, with 2184 cases and 813 related deaths (CFR: 37.2%).
- During the month of April 2022, two new cases and one MERS-associated death were reported from Qatar. These are the first cases of MERS-CoV infection reported from Qatar since 2020 (read here).
- The demographic and epidemiological characteristics of reported cases do not show any significant differences when compared with the same corresponding period between 2016 and 2022.
- Among primary cases, 50–59 year-olds are at highest risk for acquiring infection, and among secondary cases the 30–39 year-olds are at highest risk. Among primary cases, CFR is higher within the age group of 50–59 year-olds, and among secondary cases it is higher among the age group of 70–79 year-olds.

Fig. 1. Distribution of MERS reported cases from Eastern Mediterranean Region by week of onset, June 2012 – April 2022

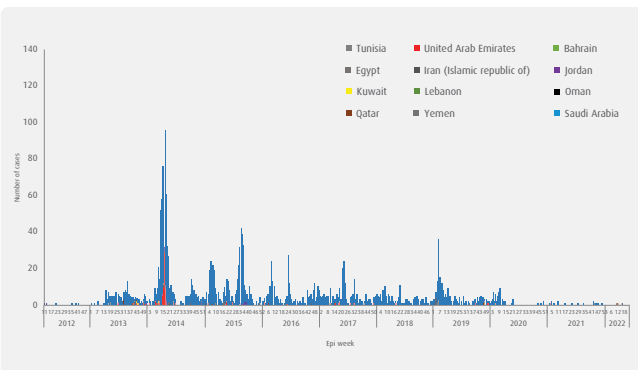
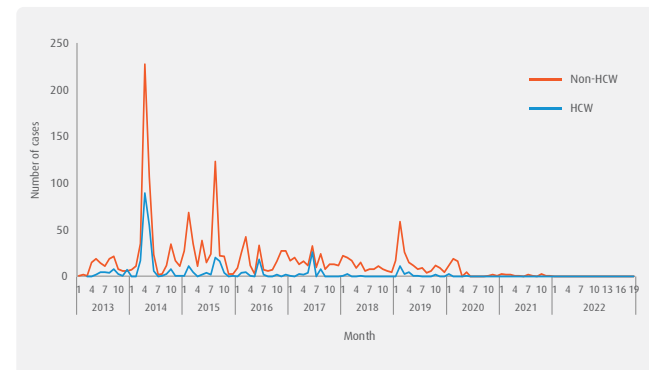


Fig. 4. Cases of MERS in healthcare workers reported from Saudi Arabia, January 2013 – April 2022



SUMMARY

2591
Laboratory-confirmed cases reported since April 2012

894
Deaths reported since April 2012

12
Countries reported cases since April 2012 in the Eastern Mediterranean Region

27
Countries reported cases globally

Table 1. Number of MERS cases in the Eastern Mediterranean Region by month and outcome in 2022

2022	Survived	Died
January	0	0
February	0	0
March	1	0
April	2	1
Total	3	1

Fig. 2. Community versus hospital acquired MERS cases in Eastern Mediterranean Region, January 2014 – April 2022

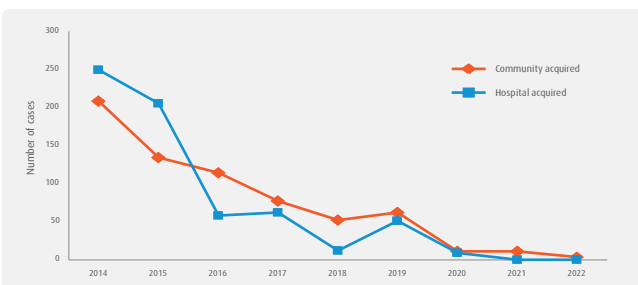


Table 3. Characteristics of MERS cases reported from Saudi Arabia, June 2012 - April 2022

Type of case	2012	2013	2014	2015	2016	2017	2018	2019	2020	2021	2022	Grand Total
Missing		1	15	102	103	68	52	56	7	4	0	408
Primary	3	36	164	52	75	70	54	57	11	11	0	533
Secondary	2	93	264	222	60	90	35	75	9	0	0	850
Unknown		28	219	78	11	5	1	16	33	2	0	393
Grand Total	5	158	662	454	249	233	142	204	60	17	0	2184

Table 2. Epidemiological characteristics of MERS cases reported globally between November 2016 – April 2017 and November 2021 – April 2022

Characteristic	Nov 16 - Apr 17	Nov 17 - Apr 18	Nov 18 - Apr 19	Nov 19 - Apr 20	Nov 20 - Apr 21	Nov 21 - Apr 22
Number	130	106	149	85	12	8
Median age in years	57	58	50	57	55	54
Gender (% male)	76	76	77	80	92	100
% of Primary Cases	66	72	40	26	78	100
% of Secondary cases	28	28	60	11	0	0
(%) of Unknown Contact History	7	0	0	63	22	0
% of HCW	6	4	12	6	0	0
% Fatal	33	35	20	31	50	38

Fig. 3. MERS cases per week of onset in Saudi Arabia, June 2012 – April 2022

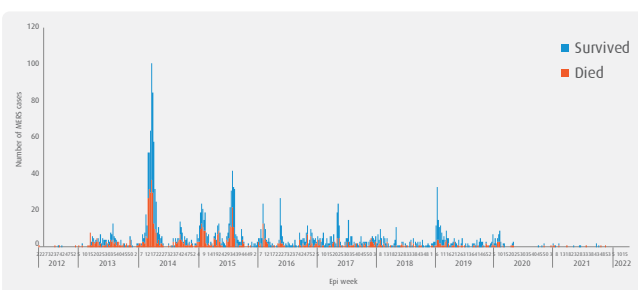


Fig. 5. Age and fatality distribution of primary and secondary cases of MERS reported from Saudi Arabia June 2012 – April 2022

