

Feb. 28, 1928.

1,660,378

F. DIETERLE

INFLATABLE BALL

Filed June 28, 1927

Fig. 1.

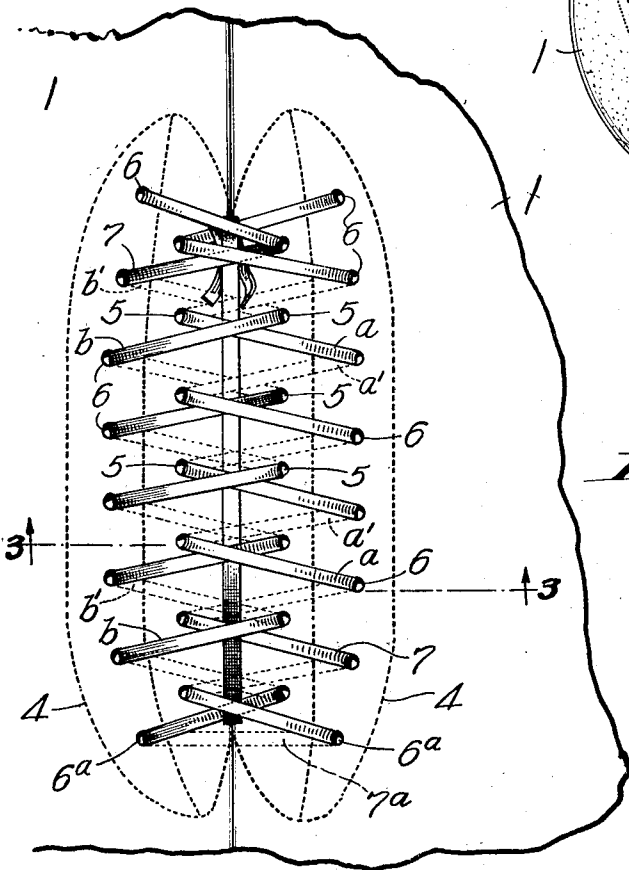
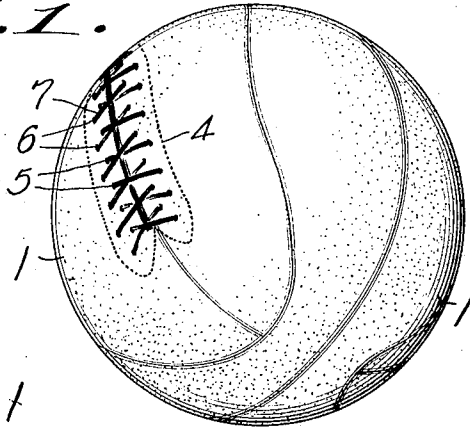
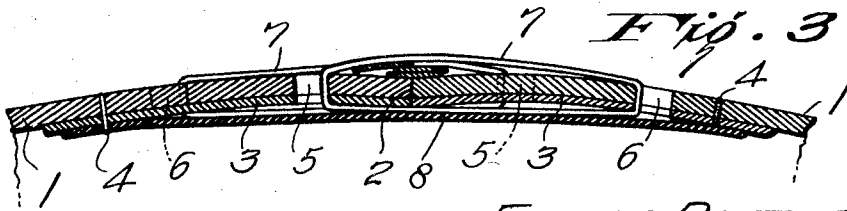


Fig. 2.

Fig. 3.



Inventor:

FRANK DIETERLE,

By *Arthur Middleton Donaldson* Hall

Attorney

UNITED STATES PATENT OFFICE.

FRANK DIETERLE, OF PHILADELPHIA, PENNSYLVANIA, ASSIGNOR TO A. J. REACH COMPANY, OF PHILADELPHIA, PENNSYLVANIA, A CORPORATION.

INFLATABLE BALL.

Application filed June 28, 1927. Serial No. 202,047.

My said invention relates to improvements in inflatable playing balls of the type having an outer cover customarily of leather and an inner inflatable bladder insertable and removable through a slit in the cover closed by lacing.

Balls of this kind are subjected to a great deal of strain and wear.

With the old style and generally used type of closure embodying a single lacing passed back and forth through a single row of holes in each closure edge, it was necessary to use an extra heavy strip or thong of raw hide of approximately one-eighth inch in thickness.

This was found objectionable for two reasons:

1st. The thickness of the lacing thong produced projections which affected the rebound of the ball which was particularly objectionable in basket balls where accuracy of rebound is an important factor.

2nd. The single lacing through two parallel rows of holes (one row on each side of the slit) was open to the serious objection that it caused the margins of the closure opening to creep longitudinally of each other producing bunching of the cover.

One method of avoiding this latter objection was to provide a double lacing through a single set of holes, the lacing being so threaded through the said holes as to provide a two ply lace crossing the slit at right angles on the outside of the cover, and single plies crossing the slit diagonally on the inside. This, while reducing the tendency to creep, aggravated the trouble due to exterior thickness of lacing by reason of said double thickness on the exterior, as if the lace was made thin enough to avoid this, the exterior ply would soon wear through.

The present invention aims to provide a ball free from these objections and having a single lacing thong so arranged that the creeping of the closure edges is avoided with, at the same time, a minimum of exterior thickness or projection of lacing.

With such objects in view the invention includes the novel construction hereinafter described and defined by the appended claims.

In order that the invention may be better understood reference is made to the accompanying drawing in which:—

Fig. 1 is a perspective view of a basket ball embodying the said invention.

Fig. 2 is an enlarged view of the laced portion of the ball, and

Fig. 3 is a section on line 3—3 of Fig. 2.

The basket ball shown in the said drawing comprises the usual cover composed of a plurality of sections 1 of leather having their juxtaposed edges secured together by stitching in the customary or any desired manner. For a suitable distance two of said juxtaposed edges are left unstitched to provide a bladder inserting opening or closure slit as indicated at 2. The bladder is not shown in the drawings as it forms no part of the present invention, and its construction and method of insertion and inflation will be well understood by those skilled in the art without further reference thereto.

Disposed inside the cover and stitched to the cover portions on each side of the slit or opening 2 are reinforcing strips 3 secured to the cover portions by lines of stitching indicated at 4.

Located in the cover portions along each side of the slit 2 and extending through the cover portions and reinforcements are two rows of lace receiving openings 5 and 6. The openings 5 are arranged relatively close to the respective slit forming edges of the cover portions and are directly opposite each other while the openings 6 are located further back and are staggered relative to the openings 5. 7 designates the lacing thong of raw hide or other suitable material which is preferably in the shape of a single thong or lace, the ends of which are passed first through the two outside openings at one end (designated 6^a for identification) from the inside producing an underlying cross connecting portion 7^a. Thereafter each thong portion is carried diagonally across the slit and threaded through the next adjacent opening 5, from the outside whereafter it is carried across the slit on the inside face of the cover portion and threaded through the next adjacent opening 6 from the inside and so on. It will thus be seen that the thong portions extend diagonally across the slit opening, from the outside openings on one side of the slit to the inside openings on the other, and vice versa, the lace portions extending from one outside row of openings being reversed as to inclina-

tion relative to those extending from the other set of outside openings as indicated respectively at *a* and *b*, the underlying portions being similarly reversed as indicated at *a'* and *b'*.

By this arrangement it will be noticed that the only place where there is a double thickness of lacing thong on the outside of the ball is where the portions *a* and *b* cross as indicated at *a²* which overlap comes opposite the slit.

The ends of the lace may be secured by tucking into the slit under the overlying crossed lace portions in any desired manner.

8 indicates the customary flap secured at one edge as by stitching 4 and having the other end free and designed to lie between the bladder and the lacing.

Having thus described my invention, what is claimed is:

1. In an inflatable ball, a cover provided with a slit constituting a bladder insertion opening, said cover having inner and outer

rows of spaced apertures in each of the margins of the slit, and lacing means passing from an opening of an outside row on one side to an opening of an inside row on the opposite side and vice versa.

2. In an inflatable ball, a cover provided with a slit constituting a bladder insertion opening, said cover having inner and outer rows of spaced apertures in each of the margins of the slit, the openings of the inner rows being opposite each other and the openings of the outer rows being staggered relative thereto, and lacing means passing from the openings of each outer row to the adjacent openings of the inner row on the opposite side of the slit.

3. An inflatable ball according to claim 2 in which the lacing portions cross each other on a line coinciding with the space between the cover edges defining the slit.

In testimony whereof, I affix my signature.

FRANK DIETERLE.