

Basedau, Matthias; Stroh, Alexander

**Working Paper**

## Measuring Party Institutionalization in Developing Countries: A New Research Instrument Applied to 28 African Political Parties

GIGA Working Papers, No. 69

**Provided in Cooperation with:**

GIGA German Institute of Global and Area Studies

*Suggested Citation:* Basedau, Matthias; Stroh, Alexander (2008) : Measuring Party Institutionalization in Developing Countries: A New Research Instrument Applied to 28 African Political Parties, GIGA Working Papers, No. 69, German Institute of Global and Area Studies (GIGA), Hamburg

This Version is available at:

<https://hdl.handle.net/10419/47720>

**Standard-Nutzungsbedingungen:**

Die Dokumente auf EconStor dürfen zu eigenen wissenschaftlichen Zwecken und zum Privatgebrauch gespeichert und kopiert werden.

Sie dürfen die Dokumente nicht für öffentliche oder kommerzielle Zwecke vervielfältigen, öffentlich ausstellen, öffentlich zugänglich machen, vertreiben oder anderweitig nutzen.

Sofern die Verfasser die Dokumente unter Open-Content-Lizenzen (insbesondere CC-Lizenzen) zur Verfügung gestellt haben sollten, gelten abweichend von diesen Nutzungsbedingungen die in der dort genannten Lizenz gewährten Nutzungsrechte.


**Terms of use:**

*Documents in EconStor may be saved and copied for your personal and scholarly purposes.*

*You are not to copy documents for public or commercial purposes, to exhibit the documents publicly, to make them publicly available on the internet, or to distribute or otherwise use the documents in public.*

*If the documents have been made available under an Open Content Licence (especially Creative Commons Licences), you may exercise further usage rights as specified in the indicated licence.*

# G I G A *Working Papers*

German  Institute of Global and Area Studies  
Leibniz-Institut für Globale und Regionale Studien

GIGA Research Programme:  
Legitimacy and Efficiency of Political Systems

---

**Measuring Party Institutionalization  
in Developing Countries:  
A New Research Instrument Applied  
to 28 African Political Parties**

Matthias Basedau and Alexander Stroh

N° 69

February 2008

GIGA Working Papers serve to disseminate the research results of work in progress prior to publication to encourage the exchange of ideas and academic debate. Inclusion of a paper in the Working Papers series does not constitute publication and should not limit publication in any other venue. Copyright remains with the authors.

## **GIGA Working Papers**

Edited by the GIGA German Institute of Global and Area Studies / Leibniz-Institut für Globale und Regionale Studien.

The Working Paper Series serves to disseminate the research results of work in progress prior to publication in order to encourage the exchange of ideas and academic debate. An objective of the series is to get the findings out quickly, even if the presentations are less than fully polished. Inclusion of a paper in the Working Paper Series does not constitute publication and should not limit publication in any other venue. Copyright remains with the authors. When Working Papers are eventually accepted by or published in a journal or book, the correct citation reference and, if possible, the corresponding link will then be included in the Working Papers website at <[www.giga-hamburg.de/workingpapers](http://www.giga-hamburg.de/workingpapers)>.

GIGA research unit responsible for this issue:  
Research Programme “Legitimacy and Efficiency of Political Systems”

Editor of the GIGA Working Paper Series: Anja Zorob <[zorob@giga-hamburg.de](mailto:zorob@giga-hamburg.de)>  
Copyright for this issue: © Matthias Basedau and Alexander Stroh

English copy editor: Melissa Nelson  
Editorial assistant and production: Vera Rathje

All GIGA Working Papers are available online and free of charge on the website: [www.giga-hamburg.de/workingpapers](http://www.giga-hamburg.de/workingpapers). Working Papers can also be ordered in print. For production and mailing a cover fee of € 5 is charged. For orders or any requests please contact:  
E-mail: [workingpapers@giga-hamburg.de](mailto:workingpapers@giga-hamburg.de)  
Phone: ++49 (0)40 - 428 25 548

GIGA German Institute of Global and Area Studies /  
Leibniz-Institut für Globale und Regionale Studien  
Neuer Jungfernstieg 21  
20354 Hamburg  
Germany  
E-mail: [info@giga-hamburg.de](mailto:info@giga-hamburg.de)  
Website: [www.giga-hamburg.de](http://www.giga-hamburg.de)

## **Measuring Party Institutionalization in Developing Countries: A New Research Instrument Applied to 28 African Political Parties**

### **Abstract**

The institutionalization of political parties is said to be important for democratic development, but its measurement has remained a neglected area of research. We understand the institutionalization of political organizations as progress in four dimensions: roots in society, level of organization, autonomy, and coherence. On this basis we construct an Index of the Institutionalization of Parties (IIP), which we apply to 28 African political parties. The IIP uses extensive GIGA survey and fieldwork data. Initial results reveal a more differentiated degree of institutionalization than is commonly assumed. In addition to illustrating overall deficits in party institutionalization, the IIP highlights an astonishing variance between individual parties and—to a lesser extent—between national aggregates. Further research on party institutionalization remains necessary, particularly regarding its causes and consequences.

Keywords: Political parties, sub-Saharan Africa, institutionalization, stability, legitimacy

### **Dr. Matthias Basedau**

is a political scientist and has been a Senior Research Fellow at the GIGA Institute of African Affairs since 2002 and Head of Research Programme 2, "Violence, Power and Security," at GIGA since 2005.

Contact: [basedau@giga-hamburg.de](mailto:basedau@giga-hamburg.de)

Website: <http://staff.giga-hamburg.de/basedau>

### **Alexander Stroh, M.A.**

is a political scientist and a Research Fellow at the GIGA Institute of African Affairs.

Contact: [stroh@giga-hamburg.de](mailto:stroh@giga-hamburg.de)

Website: <http://staff.giga-hamburg.de/stroh>

## **Zusammenfassung**

### **Zur Messung der Institutionalisierung von Parteien in Entwicklungsländern:**

#### **Anwendung eines neuen Forschungsinstruments auf 28 politische Parteien in Afrika**

Die Institutionalisierung politischer Parteien wird als wichtiger Faktor für die Demokratieentwicklung bezeichnet, deren Messung wurde in der Forschung jedoch vernachlässigt. In diesem Artikel wird die Institutionalisierung politischer Organisationen als fortschreitende Verstärkung der Verwurzelung in der Gesellschaft, des Organisationsniveaus, der Autonomie und Kohärenz verstanden. Auf dieser Grundlage schlagen wir ein neues Messinstrument für die Institutionalisierung von Parteien vor. Dieser Index der Institutionalisierung von Parteien (IIP) wird anschließend auf 28 afrikanische Parteien angewendet. Die Ergebnisse deuten darauf hin, dass die Institutionalisierung politischer Parteien in Afrika wesentlich differenzierter zu betrachten ist als bisher angenommen. Neben der Darstellung allgemeiner Defizite in der Institutionalisierung der Parteien enthüllt der IIP auch erstaunliche Unterschiede zwischen den einzelnen Parteien und untersuchten Ländern insgesamt. Zukünftige Forschung sollte sich besonders der Ursachen- und Wirkungsanalyse widmen.

# Measuring Party Institutionalization in Developing Countries: A New Research Instrument Applied to 28 African Political Parties

Matthias Basedau and Alexander Stroh

## Article Outline

- 1 Introduction
- 2 What Institutionalization Is and How to Measure It
- 3 Constructing an Index of the Institutionalization of Parties (IIP)
- 4 Empirical Findings from 28 African Parties
- 5 Conclusions

## 1 Introduction

In democratic multiparty systems, the *raison d'être* of political parties is to organize political competition and to gain access to power, and it has been convincingly argued that political parties are “indispensable” for democracy (Lipset 2000). As the central intermediate structures between society and government (Sartori 2005 [1976]: IX), political parties have to fulfill particular functions, mainly in the realm of articulation and aggregation of interests.<sup>1</sup> Political opinions and demands are manifold in any society. Therefore, parties have to structure, filter, and aggregate public opinion so that the political system is able to process them. Certainly, the performance of individual parties in different countries varies substantially. One possible explanation of this may derive from their diverging levels of institutionaliza-

---

<sup>1</sup> The relevant literature offers numerous additional functions of political parties (see e.g. Beyme 1984; Gunther and Diamond 2001, Randall and Svåsand 2002, Erdmann 2004, Burnell 2007) which we do not discuss because we are solely proposing a way to measure institutionalization adequately.

tion, and it seems reasonable to argue that more institutionalized parties perform more favorably as regards their functional duties than less institutionalized parties do.

In theoretical terms, the huge body of literature highlights the importance of institutionalization of parties and party systems for democratic consolidation (e.g., Diamond 1988; Merkel 1996; Mainwaring 1998). However, Randall and Svåsand have pointed to an at least three-fold challenge as regards the precision of the concept in the existing literature (Randall and Svåsand 2002). These three aspects refer to the distinction between parties and party systems, the gap between theory and operationalization, and finally, an inadequate use of data. First, very few of the studies which deal with institutionalization distinguish between single parties and the party system. Indeed, the features of its individual constituting elements contribute significantly to the features of the system and the relation between party institutionalization and democracy is only established through the party system. However, a system includes the relations between its elements and, hence, is more than the sum of its elements (e.g., Basedau 2007: 108; for a contrary view see Schedler 1995). In any case, single parties and the party system remain different phenomena and it is important to analyze them separately. One would not evaluate individual companies with the same analytical instruments as the overall economic system. Second, theoretical approaches on the one hand (most often building on Selznick and Broom 1955 and Huntington 1968) and empirical operationalization on the other remain poorly integrated, which often leads to an undercomplex measurement of institutionalization. Finally, there is a lack of combination of quantitative and qualitative data. Relevant studies tend to concentrate on a single method rather than combining more than one. The contribution of Randall and Svåsand is an exception to the first, and in some respects also to the second and third, of the challenges mentioned above. However, they do not put their own concept to the test and, therefore, avoid the difficulties that arise from the practical application of a sophisticated concept of party institutionalization to real cases (Randall and Svåsand 2002).

This article attempts to fill the gap by developing an instrument that measures *party* institutionalization empirically but on the basis of universal categories and a pronounced theoretical concept. The paper proceeds as follows: Using Randall and Svåsand as a starting point, it provides a brief review of the concept of institutionalization and, more precisely, party institutionalization, leading to a concise definition of party institutionalization. We then use this definition as we proceed to the construction of an Index of the Institutionalization of Parties (IIP) which permits assessment of the degree of institutionalization of any party worldwide. We subsequently try to demonstrate the usefulness of the index by exploring data on 28 political parties in nine Anglophone<sup>2</sup> and Francophone countries in Africa for which sound

---

<sup>2</sup> We are very grateful to Gero Erdmann, who heads the GIGA project on Anglophone Africa and who provided great support as to the data concerning several Anglophone parties included in our empirical set. A preliminary version of the empirical part of the paper, which excluded Francophone Africa, has been published by Basedau, Stroh, and Erdmann (Basedau et al. 2006). The concept and measurement has been significantly refined since then.

quantitative and qualitative data on political parties is available.<sup>3</sup> Investigating the differences and similarities of African parties is of particular interest for at least two interrelated reasons. Parties in Africa—as well as in most new democracies and democratizing countries in developing areas—are said to be uniformly poorly institutionalized (Erdmann 1999, Erdmann 2004), but this assertion has remained fairly undifferentiated and, above all, poorly supported empirically (see also Basedau 2007: 121-3, 132). After presenting and discussing the empirical results, the paper closes by summarizing the findings and discussing perspectives for future research.

## 2 What Institutionalization Is and How to Measure It

What is institutionalization? And what is *party* institutionalization? While it is still true that there is no universally recognized definition of institutions or of institutionalization (cf. Merkel 1996), the terms continue to enjoy great popularity in the social sciences. Generally, we can distinguish between a wider and a narrower understanding of institutions. The more restricted term refers to North's economic definition, which has greatly influenced political science. According to North, "Institutions are the rules of the game and organizations are the players" (North 1993: 12). A wider definition that is influenced by sociology allows for the subsumption of particular organizations under the concept of institutions. Most definitely, parties are organizations that shall develop into institutions through institutionalization. That is why we resort to the sociological approach. In dealing with parties and party systems, most of the literature cites Huntington's definition: "Institutionalization is the process by which organizations and procedures acquire value and stability" (Huntington 1968: 12). In an earlier publication, Selznick and Broom underlined the aspect of value, using the term "value-infusion" (Selznick and Broom 1955, see also Levitsky 1998). Indeed, even if one emphasizes stability (cf. e.g. Panebianco 1988: 49-68, Lindberg 2007), the term "institutionalization" is only gaining its added value vis-à-vis pure "stability" if we add the value aspect. However, while we might be able to measure stability through quantitative means, measuring value-infusion is more difficult due to the lack of adequate and valid quantitative data. In most cases, we may require qualitative assessment based on in-depth knowledge of the individual cases.

If we accept that institutionalization is characterized by stability *and* value-infusion, how, then, can we define *party* institutionalization? Huntington, Janda, Kuenzi, and Lambright as well as others largely circumvent the qualitative aspect of institutionalization (Huntington 1968, Janda 1980, Kuenzi and Lambright 2001)—that is, value-infusion—and confine their analysis to stability. Only Janda explicitly acknowledges the difference between parties and

---

<sup>3</sup> The data was collected by two research projects carried out by the GIGA Institute of African Affairs and funded by the German Research Association (Deutsche Forschungsgemeinschaft, DFG).



party systems. Above all, parties are organizations and thus cannot provide all the benefits the system is supposed to deliver.<sup>4</sup> Consequently, party institutionalization is a process in which individual political parties that participate in elections experience an increase in organizational stability and value.<sup>5</sup> Value-infusion means that a relevant share of people—party members and the electorate—sees the party as an organization one should not do without. This comes close to the conceptualization developed by Randall and Svåsand, who have provided the most sophisticated theoretical discussion of what party institutionalization is (Randall and Svåsand 2002). However, their model also includes another important distinction which was already noted by Panebianco: the distinction between an external and an internal dimension of the process (see also Basedau 2007). An institutionalized party is externally autonomous and possesses a certain level of “systemness” internally (Panebianco 1988: 55-57); that is, it is largely independent from other organizations and provides for functional working structures.

As regards the general principles for measuring party institutionalization, we can point to three main theoretical insights. First, we need to measure party institutionalization separately from the institutionalization of party systems. Second, the institutionalization of parties, that is, organizations, is basically about increasing stability *and* value-infusion. Finally, organizations have to institutionalize with respect to their internal and external relations.

Keeping these requirements in mind, we have examined the rich literature on measuring institutionalization. Only in a few cases is the focus on single parties (Janda 1980, Panebianco 1988: 49-68, Dix 1992, Randall and Svåsand 2002). While several studies referring to party systems also collect data on individual organizations, they are usually satisfied with aggregated quantitative data (cf. e.g., Mainwaring and Scully 1995, Bendel and Grotz 2001, Kuenzi and Lambright 2001). The quantitative bias is not confined to studies on party systems. For example, Janda’s large-N comparison sacrifices much of its conceptual strength to the needs of data coverage and mathematical handling. In particular, the value-infusion aspect of institutionalization is almost completely absent in all of these studies.

In addition to the two aspects of stability and value-infusion, there are five general criteria or dimensions that reappear regularly, though in varying composition and never all together. All the studies claiming to measure single parties and some studies at the system level mention the “**level of organization**” (Mainwaring 1998, Basedau 2007, Bendel and Grotz 2001; cf. “complexity” in Huntington 1968 and Dix 1992) as one criterion. Certainly,

---

<sup>4</sup> However, they are organizations that can institutionalize in the sense of the general sociological definition of “institutionalization”. Our term “party institutionalization” will be used to avoid conceptual confusion.

<sup>5</sup> Two caveats are due in this respect: First, the qualification as a process actually demands time series measurement which we cannot deliver for our African cases due to a lack of data. Therefore, the following first application of our index is restricted to measurement of the degree of institutionalization in one particular (recent) moment. Second, as Schedler rightly argued, parties can be overinstitutionalized (Schedler 1995: 2-4, Kesselman 1970). However, our index reveals high levels of institutionalization in a functional manner. Top results should be controlled afterwards. The IIP aims to reveal differences beneath a certain degree of overinstitutionalization since this is more relevant to most non-European areas.

their operationalization of this dimension varies, but this is a question we shall leave until later. Internal “**coherence**” is the second criterion included by most of the authors. As with the aforementioned “level of organization,” there are a large variety of suggestions as to how to operationalize coherence (Mainwaring 1998, Kuenzi and Lambright 2001, Basedau 2007, Dix 1992), while some authors do without any operationalization (Huntington 1968). Two further dimensions are adequately connected with the concept of institutionalization. These are “**autonomy**” from too much external influence (mainly Huntington 1968, Dix 1992, Randall and Svåsand 2002; with regard to independence from the state, Bendel and Grotz 2001) and “**roots in society.**” The latter indicates strong ties between the organization and the society it acts in (see Mainwaring 1998, Kuenzi and Lambright 2001, Randall and Svåsand 2002, Basedau 2007; cf. “adaptability” in Huntington 1968 and Dix 1992). However, both dimensions have to be balanced since they are interconnected and cannot be maximized simultaneously: Very strong ties may indicate dependence, which necessarily reduces autonomy. In the final instance, we need a *minimum* of both for functional institutionalization. A fifth dimension is modes of competition (see Mainwaring 1998, Kuenzi and Lambright 2001), which is excluded from our model because a minimum of competition is an unequivocal feature of a multiparty system. In fact, it seems generally questionable whether or not institutionalization includes competition at all.<sup>6</sup>

To sum up, Randall and Svåsand come closest to our own concept of party institutionalization. They distinguish between organizations and systems as well as between their external and internal dimensions, but they remain somewhat fuzzy when it comes to the qualitative aspects of their conceptualization. They establish four dimensions of party institutionalization and rely on internal vs. external as well as structural vs. attitudinal aspects (see Randall and Svåsand 2002: 9-15). When they speak of attitudinal criteria, they actually refer to aspects of value-infusion, a term they already use to describe the internal attitudinal dimension, though “reification,” which is their term for the external attitudinal dimension, is part of the same realm. Hence, we modify the four-dimensional model of Randall and Svåsand, referring to the original terms in the definition of institutionalization (see Table 1). We place “roots in society” in the external stability dimension and party organization in the dimension of internal stability. “Autonomy” and “coherence” are assigned to the dimensions of external and internal value-infusion respectively.

**Table 1: Dimensions of Party Institutionalization**

	<b>Stability</b>	<b>Value-Infusion</b>
<b>External</b>	Roots in society	Autonomy
<b>Internal</b>	Level of organization	Coherence

Source: Authors' compilation.

<sup>6</sup> Competition features are obviously also relevant to describing the polarization of the party system.

In the following section we will present how we practically measure these abstract dimensions. For this exercise it may be useful to specify our concept of measurement beforehand. Careful theoretical reasoning will certainly result in consistency between the aforementioned criteria and the more abstract theoretical concept.

However, the allocation of our four criteria to the dimensions of the model varies in terms of its degree of self-explanation. Most evidently, roots in society stabilize an organization externally. Furthermore, it can be convincingly argued that party organization is a precondition for stability. This being the case, more institutionalized parties should show a higher degree of organization which is empirically measurable and, therefore, an adequate criterion for the dimension of internal stability. Concerning value-infusion, we are obliged to measure indirectly because of the highly abstract character of the item. Therefore, it is very difficult to differentiate between preconditions, defining elements, and immediate consequences. It can be argued that a certain degree of autonomy—our criterion for external value-infusion—is either an immediate consequence of or a precondition for institutionalization. We argue that external actors who highly value an organization's existence sanction and safeguard its autonomy from arbitrary control. Coherent behavior on the part of party officials, in the sense of loyalty towards the organization they act for, signifies that they value it in terms of abstract existence. This is particularly pertinent in situations where officials subordinate private interests for the sake of the party's performance.

Additionally, it should be noted that there may be interrelations between dimensional aspects and criteria. Panebianco has suggested that external and internal institutionalization support one another. We have already mentioned the concurrence between societal ties and autonomy. Furthermore, we assume that the higher the value of an organization, the more stable it is. On the other hand, a certain level of organization might be a precondition for all of the other criteria, as it provides for visibility of an impersonal actor.

All these possibly theoretically relevant connections, however, must be set aside if we want first and foremost to offer an adequate and broad-based index for party institutionalization. At this stage the primary goal is to measure those characteristics which we believe indicate institutionalized parties, independently from their actual functional performance.

### **3 Constructing an Index of the Institutionalization of Parties (IIP)**

As in other areas of research, the study of party institutionalization has been characterized by a certain juxtaposition of theoretically oriented and empirically oriented research. While theorists concentrate on the validity of concepts and may not bother to think about operationalization, empirically oriented scholars often use data and indicators which are readily available but all too often not really related to the concept in question.

Related to this is a second observation: There is certainly no lack of ideas about how to measure different characteristics of party institutionalization (see previous section and

Mainwaring 1998; Basedau 2007). However, the data in question is often not available or is difficult to obtain. As a consequence, some aspects of party institutionalization are systematically neglected in empirical research: While we have little difficulty capturing objective quantitative data on party ages or changes in electoral support (volatility), even for large numbers of parties, subjective quantitative data such as party identification or trust in parties require costly survey polls. Information on features such as organizational strength or coherence will sometimes be impossible to obtain without in-depth field research. This may also explain why most empirical studies on party institutionalization measure party systems and not individual political parties. In other cases, measures which necessarily apply to the system level are used for the individual level, or simply fail to distinguish between both levels—as already pointed out in the previous section.

Finally, we observe in the more sophisticated measurements (Dix 1992; Kuenzi and Lambright 2001) that indicators for other characteristics such as fragmentation or polarization are “co-opted” for institutionalization. Kuenzi and Lambright include measures such as boycotting of elections, electoral violence, or acceptance of elections that could actually be used for polarization (that is, relations between parties), and Dix employs the Laakso and Taagepera fragmentation (!) index as a measure of coherence.

Although it is certainly impossible to avoid all these problems, some can be sidestepped. Since we aim to measure individual parties, we will refrain from using indicators for the aggregate system level. Second, in order to remain as close as possible to the four-dimensional concept, we will use as many indicators as necessary. As far as availability is concerned, the GIGA data (received from nine sub-Saharan countries) fill important gaps. As regards the choice of data type—subjective vs. objective, qualitative vs. quantitative—we will combine them. Combining them helps to exploit all their advantages and compensates for their weaknesses.

In correspondence with the four dimensions developed above, the Index of the Institutionalization of Parties (IIP) is composed of four subindices: roots in society, autonomy, organizational level, and coherence (see Table 2). We assign three to four indicators to each of the four dimensions (that is, 15 indicators in total). Depending on the validity of indicators and the availability of data, the indicators are based on either quantitative or qualitative data. The values of the quantitative indicators, such as party age, electoral support, or party identification, are converted into a three-scale coding system from 0 to 2, while qualitative indicators such as links to civil society or nationwide presence are directly coded from 0 to 2 on the basis of field research. In every case the (converted) indicator value zero represents the lowest level of institutionalization and two the highest level.

The values of the dimensional subindices result from the respective arithmetic mean of the subindex’ indicators. The four subindices remain individually identifiable but are afterwards aggregated into the IIP by adding the individual values of the subindices. On a scale of 0 to 8, an IIP value of 8 indicates the maximally measurable level of party institutionalization.

**Table 2: Dimensions and Indicators of the Index of Party Institutionalization**

	Indicators
<b>Roots in society:</b> The party has stable roots in society	Party age relative to independence
	Party age relative to beginning of multiparty period
	Changes in electoral support in last and second last elections
	Links to civil society organizations
<b>Autonomy:</b> Notwithstanding its societal roots, the party is relatively independent from individuals within and societal groups outside the party	Number of alternations in party leadership
	Changes in electoral support after alternation in party leadership
	Decisional autonomy from individuals and groups
	Popular appreciation of particular party
<b>Organization:</b> There is an organizational apparatus which is constantly present at all administrative levels and acts in the interest of the party	Membership strength
	Regular party congresses
	Material and personal resources
	Nationwide organizational presence, activities beyond election campaigns
<b>Coherence:</b> The party acts as a unified organization; the party tolerates a certain level of intraparty dissidence	Coherence of parliamentary group (no defections or floor-crossing)
	Moderate relations between intraparty groupings (no dysfunctional factionalism)
	Tolerance vis-à-vis intraparty dissidence

Source: Authors' compilation.

Although an index which is composed of four subindices and altogether 15 indicators may compromise conceptual parsimony, it has a number of advantages which outweigh this possible shortcoming: For one, the use of several measures minimizes the distortion vis-à-vis the complex theoretical concept that can occur when only a few (and readily available) indicators are used. Moreover, the four subindices allow for the identification of individual strengths and weaknesses of political parties. These attributes would otherwise disappear behind aggregated values or would simply remain unmeasured.

Table 2 shows the dimensions and indicators. Detailed information on coding and operationalization is provided in Annex I. Nevertheless, the choice of individual indicators and their assignment to dimensions deserve a brief explanation:

A well-institutionalized political party should have stable **roots in society**. This dimension can be relatively easily measured using classical quantitative indicators. We have decided to use two different measures for party age. Party age relative to the duration of independence of the nation-state (in %) is close to the classical measurement by Mainwaring and others. In order to avoid an undue disadvantage for the numerous African countries which banned multipartyism before the third wave of democratization, we have added party age relative to the beginning of the contemporary multiparty period. Volatility of electoral support is another classical indicator. Unlike the Pedersen index, we apply the measurement to individual parties (not the party system) and take into account the changes (losses/gains) in vote shares that occurred in the two most recent legislative elections. We have opted to use both percentages and percentage points because both the absolute and the relative changes are important: A five percentage point loss may be unproblematic for a party which received 70% of the vote in prior elections. For a party whose previous vote share was 10%, it is a

dramatic 50% loss, and this should be reflected in the index. Strong links to civil society groups such as churches, trade unions, or other NGO's are certainly good indicators of roots in society; however, they may be less easy to measure quantitatively. In this case we have made use of the qualitative assessments that draw on GIGA field research.

Political parties have to balance roots in society with their **autonomy** as organizations. Value-infusion is hardly conceivable without a certain independence from powerful individuals within or interest groups outside the party. The independence from Big Men, who might create parties as electoral vehicles to get access to power rather than emerging from them, may be best captured through the number of changes in the leadership, if any, since the founding of the party and the subsequent changes in electoral support. Particularly dramatic losses may indicate the strong role of a former leader. However, decisional autonomy should also be measured using a qualitative assessment which can capture the influence of powerful interest groups outside the party—such as trade unions in the case of the British Labour Party. A political party that cannot decide autonomously on personnel and ideological matters certainly lacks institutionalization in this respect. The number of voters who identify with the party in question may be another indicator of roots in society. However, electoral support and party identification are not the same. Voters may hold cynical views about the political party in question but vote for it as a “lesser evil.” The identification with a party shows “popular appreciation” of the party as such, which is another important characteristic of autonomy. In order to capture this differentiation we use not only the percentage share of respondents in our survey who identify with the party in question but also the share of respondents intending to vote for the party who at the same time express high appreciation for it.

There is a multitude of options for measuring the level of **organizational strength** of political parties. Besides the difficulty of obtaining pertinent data, the main problem in this regard may relate to a less formalized understanding of party membership in African countries, which leads to a lack of formal counting of permanent members. The GIGA data may partly close the gap in both qualitative and quantitative terms. For the strength of membership, we use the results of our representative survey polls, which asked not only about membership but also about whether or not the respondents held a membership card. Whether or not party congresses are held regularly is a key indicator of the procedural aspect of the level of organization. Field research allows us to evaluate whether the party in question has held party congresses in accordance with party statutes—that is, as scheduled and without major irregularities in their conduct, particularly as regards intraparty elections. We visited party headquarters in the national capitals and interviewed party members and observers. Primarily, we assessed the level of maintenance of the headquarters; the presence of personnel; and the material resources such as computers, offices, and information material. In order to capture the organizational level outside the capital—an important issue in developing countries where party activities are often concentrated in the capitals and confined to campaigning periods—

we also (personally) assessed the presence of the party in rural areas;<sup>7</sup> our assessment includes the level of activity during times when there were no electoral campaigns. A well-organized (and hence institutionalized) political party should also be active in these periods. The **coherence** of a political party requires that—notwithstanding its organizational differentiation—it can act as a unified organization. We have measured the level of coherence using three qualitative indicators: First, the prevalence of floor-crossing and/or defections from the parliamentary group during the legislative period. A strict and precise quantitative approach, however, proves difficult given the extreme volatility of events in some of the cases (Malawi, Benin, Mali), and we have therefore chosen to assess the relative share of defections and floor-crossing in more qualitative terms (distinguishing between three levels, see Annex I). Second, since sustainable coherence does not mean rigid stiffness and intransigence, the party leadership should tolerate partial deviations from the party line without resorting to verbal intransigence, threats, or expulsion of dissidents; this tolerance, however, should not include massive violations of party statutes and principles such as basic ideological values or the principal role as opposition/government party. Third, the nature of intraparty politics can also be captured through an evaluation of factional politics. The mere existence of factions is not a problem; what counts are the relations between the groups. Moderate relations as opposed to splits and heavy infighting work best for coherence.

#### 4 Empirical Findings from 28 African Parties

We have applied the IIP to altogether 28 African political parties in sub-Saharan Africa. We have selected the political parties from nine African countries which were included in the GIGA study. All these countries have held at least three multiparty elections since the (re)introduction of democratic procedures and have been listed as at least partly free by Freedom House (Benin, Botswana, Burkina Faso, Ghana, Malawi, Mali, Niger, Tanzania, and Zambia). For the sake of simplicity, we have included those parties with the three largest seat shares according to the last national vote in each country before the end of 2006.<sup>8</sup> Parties in this sample vary significantly with respect to their individual seat share, ranging from 1.7% (Ghana's PNC) to 72.3% (Tanzania's CCM). However, in sum, they represent at least two-thirds of the respective national assembly (lower chamber). Due to specific regulations in the electoral law, we have included four parties from Benin.<sup>9</sup> The data analysis will begin

---

<sup>7</sup> A number of African countries require that parties maintain offices throughout the country in order to avoid regionalist or ethnic parties. Although one might argue that this may be an undue advantage for parties in such countries, we have decided not to consider this feature. If measures of party regulation work and hence strengthen institutionalization, it should be acknowledged.

<sup>8</sup> A complete list of these parties with their abbreviations and names is provided in Annex II. In the majority of cases, we abstain from giving their mostly pointless names in the main text.

<sup>9</sup> Beninese electoral law allows individual parties to create common lists. Parliamentary seats are allocated to the list and not to individual parties, though they clearly continue to exist separately and do not show any

at the country and dimensional levels and continue with the findings on cross-national groups of parties. The data analysis remains at a largely descriptive level at this stage since an in-depth analysis of causes and consequences of party institutionalization is clearly beyond the scope of this paper. However, the results of the detailed measurement by the IIP certainly show that party institutionalization in sub-Saharan is far from being uniform and that the questions regarding its causes and consequences may be more difficult to answer than is commonly assumed.

In terms of the *national averages*, individual countries range from 1.60 for Benin to 4.77 for Tanzania on the zero-to-eight-point IIP scale (see Table 3 and Figure 1). Ghana, close to Tanzania, scores second, followed by Botswana. Niger, Burkina Faso and Mali come in fourth, fifth, and sixth respectively. Zambia and Malawi, with almost identical values, rank third last and second last respectively. Evidently, there is a broad potential for improvement in terms of average party institutionalization when we keep in mind that the best-performing country (Tanzania) gets only 60% of the possible peak value while Benin comes quite close to the bottom end.

By looking at country averages only, we might underestimate the differences between dimensions and single parties. Dimensional scales (zero to two points) can be divided into four levels. Values above 1.5 points indicate “high” institutionalization and scores below 0.5 points “poor” institutionalization, while values above 0.5 and 1.0 signify “limited” and “moderate” levels of institutionalization. Overall averages in all four dimensions are fairly low (see Figure 1). However, the spread of different values for individual countries is remarkably dissimilar. The limited level of “roots in society” is much more homogenous across sub-Saharan Africa than in the other dimensions where values are much more dispersed, both in terms of country averages and individual parties, as demonstrated by the box plots (see Figures 2 and 3). In terms of coherence, Tanzania and Ghana reach high results in terms of national average, while Malawi scores very poorly. The dimension of roots in society, which is in general the least developed one, shows two outliers at the bottom: only Mali’s and Zambia’s parties are very poorly rooted in the society. All the other cases lie quite close together. Even the best-performing country, Tanzania, does not surpass the 1.0-point threshold within this dimension. This may be partly related to the construction of the IIP, but it nevertheless indicates an important deficit.

---

ambition to merge. Nevertheless, official results do not provide for individual party affiliations, but rather give the name of the list only. The Union pour le Bénin du futur (UBF) won the biggest seat share in the 2003 elections. FARD-Alafia and PSD have been the main parties of the alliance. We have integrated both into the sample, in addition to the next two parties in terms of seat shares (RB and PRD). This is how we guarantee that the assessment for Benin represents a total seat share above 66%, i.e., two-thirds of parliament.

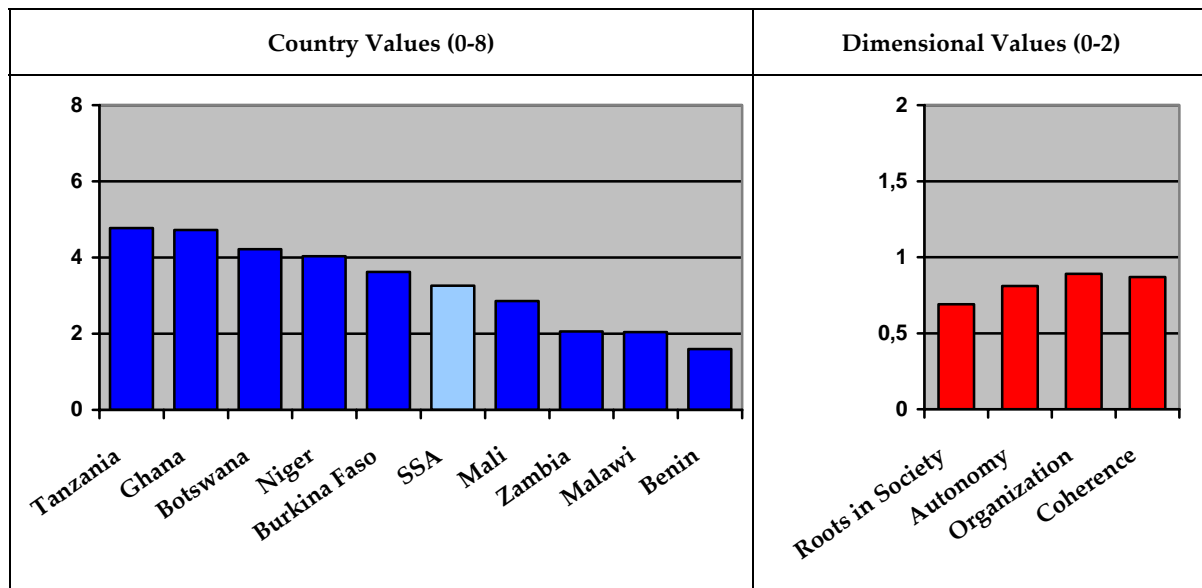


Table 3: IIP Scores and Dimensional Scores: Parties, Countries and Regions

		Index of the Institutionalization of Parties (IIP)		Subindices			
				Stability		Value-Infusion	
<i>Party</i>	<i>Country</i>	<i>Score</i>	<i>Rough Category<sup>1</sup></i>	<i>Roots in Society</i>	<i>Autonomy</i>	<i>Level of Organization</i>	<i>Coherence</i>
CCM	TZ	7.42	★★★★	1.75	2.00	2.00	1.67
BDP	BW	6.58	★★★★	1.50	2.00	1.75	1.33
MNSD	NE	5.58	★★★	0.75	1.75	1.75	1.33
NPP	GH	5.45	★★★	0.75	1.20	1.50	2.00
NDC	GH	5.23	★★★	1.00	1.40	1.50	1.33
CDP	BF	4.83	★★★	0.75	1.00	1.75	1.33
ADEMA	ML	3.83	★★	0.75	1.00	1.75	0.33
CHADEMA	TZ	3.80	★★	0.50	0.80	0.50	2.00
MCP	MW	3.53	★★	1.25	1.20	0.75	0.33
PNC	GH	3.48	★★	0.75	1.40	0.00	1.33
PDP/PS	BF	3.42	★★	0.50	0.50	0.75	1.67
PNDS	NE	3.33	★★	0.50	0.25	1.25	1.33
<b>Sub-Saharan Africa</b>		<b>3.26</b>		<b>0.69</b>	<b>0.81</b>	<b>0.89</b>	<b>0.87</b>
CDS	NE	3.17	★★	0.75	0.50	1.25	0.67
BCP	BW	3.08	★★	0.00	1.00	0.75	1.33
CUF	TZ	3.08	★★	0.75	0.50	0.50	1.33
BNF	BW	3.00	★★	1.25	1.00	0.75	0.00
CNID	ML	2.83	★★	0.50	0.25	0.75	1.33
UPND	ZM	2.80	★★	0.25	0.80	0.75	1.00
MMD	ZM	2.75	★★	0.75	1.00	1.00	0.00
ADF/RDA	BF	2.60	★★	1.00	0.60	1.00	0.00
FARD-Alafia	BJ	2.47	★★	0.75	0.80	0.25	0.67
UDF	MW	2.10	★★	0.75	0.60	0.75	0.00
RB	BJ	1.92	★	0.75	0.25	0.25	0.67
RPM	ML	1.92	★	-0.25	0.25	1.25	0.67
PSD	BJ	1.00	★	0.75	0.00	0.25	0.00
PRD	BJ	1.00	★	0.75	0.00	0.25	0.00
PF	ZM	0.62	★	-0.25	0.20	0.00	0.67
RP	MW	0.50	★	0.00	0.50	0.00	0.00
<i>Country and Regional Averages</i>							
Tanzania	TZ	4.77		1.00	1.10	1.00	1.67
Ghana	GH	4.72		0.83	1.33	1.00	1.56
Botswana	BW	4.22		0.92	1.33	1.08	0.89
Niger	NE	4.03		0.67	0.83	1.42	1.11
Burkina Faso	BF	3.62		0.75	0.70	1.17	1.00
<b>Anglophone Africa</b>		<b>3.56</b>		<b>0.73</b>	<b>1.04</b>	<b>0.83</b>	<b>0.96</b>
<b>Sub-Saharan Africa</b>		<b>3.26</b>		<b>0.69</b>	<b>0.81</b>	<b>0.89</b>	<b>0.87</b>
<b>Francophone Africa</b>		<b>2.92</b>		<b>0.63</b>	<b>0.55</b>	<b>0.96</b>	<b>0.77</b>
Mali	ML	2.86		0.33	0.50	1.25	0.78
Zambia	ZM	2.06		0.25	0.67	0.58	0.56
Malawi	MW	2.04		0.67	0.77	0.50	0.11
Benin	BJ	1.60		0.75	0.26	0.25	0.33

<sup>1</sup> ★★★★★ high level; ★★★ moderate level; ★★ limited level; ★ poor level.

Source: Authors' calculations.

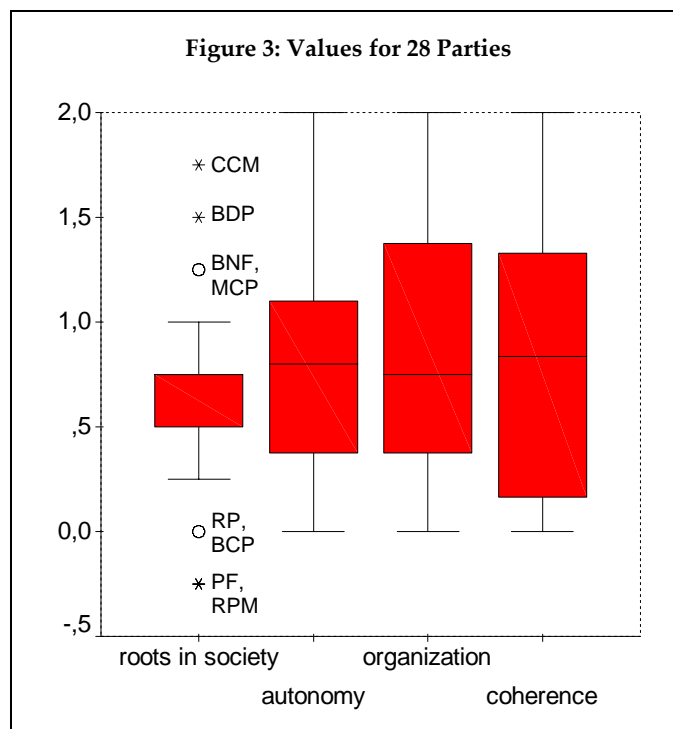
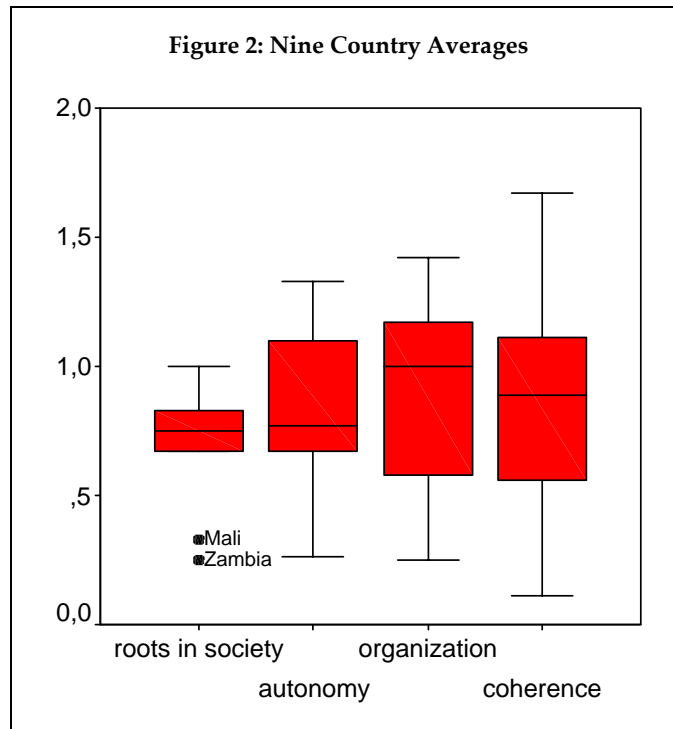
**Figure 1: IIP Country Averages and Dimensional Averages**

Source: Authors' calculations.

If we rank the countries per dimension, they do not reappear in the same order for all four subfields. Nevertheless, broader differences between countries are not totally leveled. While Mali and Zambia do not reappear among the very poor performers except for roots in society, the average of Benin's parties rests even below the 0.4-point level in all remaining dimensions. However, neither Mali nor Zambia escape areas of limited performance, with the exception of Mali's peak of 1.25 points thanks to a slightly higher level of organization. Malawi is the only country scoring below Benin in one of the dimensions, with the worst country average value found in the entire sample: 0.1 points with respect to the level of coherence. Finally, Ghana and Tanzania are the only countries which show high values (>1.5), and again, this is the case for one dimension, namely, coherence (see Table 4).

The difference in colonial heritage could provide one explanation for some of the variance uncovered by the IIP. At the aggregated level, parties in Francophone countries reach 2.9 points while parties in the Anglophone area reach 3.6 points. This may point to a generally higher level of party institutionalization in former British colonies, but we should not overrate this finding. Firstly, the difference is not really large. Secondly, Anglophone countries fill the ranks one to three, but also seven and eight out of nine cases. Therefore, former British colonies either have fairly institutionalized parties or they have failed severely, while former French territories show rather limited levels of party institutionalization with an outlying worst case, namely Benin. Of the four dimensions, autonomy is the one which differs most significantly between Francophone (average of 0.55) and Anglophone countries (1.04) due to the relatively good performance of Botswana, Ghana and Tanzania. Burkina Faso, Malawi, Niger, and Zambia cluster around the same level and the poor results of Mali and Benin pull Francophone Africa down.

Figures 2 and 3: Box Plots of IIP Dimensional Values\*



\* Please note the different scaling in Figures 2 and 3. The box plot's body marks the second and third quartiles, separated by the median line. Vertical lines reach up and down to highest and lowest values that are not outliers or extreme values.

○ Outliers.

\* Extreme values.

Source: Authors' calculations using SPSS standard software.

**Table 4: Top- and Worst-Performing Countries According to IIP Dimensions\***

	Roots in Society	Autonomy	Organization	Coherence	IIP Top (IIP>6) and Worst (IIP<2) Performers	N
Top (>1.5)	-/-	-/-	-/-	Tanzania Ghana	-/-	2
Worst (<0.5)	Zambia Mali	Benin	Benin	Malawi Benin	<b>Benin</b>	4

\* Countries are ranked according to their IIP (dimensional) value starting with the best and worst result in the respective lines. Burkina Faso, Botswana and Niger averages are exclusively situated in mid-level positions in all dimensions.

Source: Authors' compilation.

The size of electoral constituencies can also be eliminated as an explanatory factor. Hypothetically, smaller constituencies could focus the interest of the electorate on individual candidates and therefore dilute the institutionalization of abstract organizations (Nohlen 2004: 137-141).<sup>10</sup> This should be especially noticeable in the dimension of external value-infusion, that is, autonomy. However, three countries with classical first-past-the-post electoral systems lead in terms of autonomy values as well as in terms of the overall assessment (Botswana, Ghana, Tanzania), while a case using a PR system in small and medium-size constituencies ranks last in both respects (Benin).<sup>11</sup>

The level of democratization, as outlined in the introduction, may also be related to the institutionalization score. Yet, no clear-cut pattern emerges: Although studies on the party system level find a positive correlation between institutionalization levels and democracy (Kuenzi and Lambright 2005, Basedau 2007) and a study on Anglophone countries also shows a nexus between democratization and the institutionalization of individual parties (Basedau et al. 2006), this is not the case when Francophone countries are included. Correlations are insignificant. This also holds true when controlling for different dimensions. The top-scoring country, Tanzania, is only partly free in terms of the Freedom House index, while the worst performer, Francophone Benin, is considered "free." In general, in Francophone countries, levels of democracy and institutionalization seem adversely related since the best-performing Francophone countries on the IIP are less democratic (Burkina Faso and Niger, both "partly free"). This may imply that party institutionalization follows a different logic in these two groups of countries. A more adequate conclusion is that the link between the institutionalization of parties and democratization is less clear-cut than conventional wisdom suggests.

The preliminary insight that national factors are less decisive than sometimes postulated backs our initial assumption that the lack of differentiation between individual parties and party systems—that is, first and foremost the national level— may cover up a significant heterogeneity among individual parties. The box plot in Figure 3 demonstrates the growing

<sup>10</sup> However, there is no automatic link between strong personalism and poorly institutionalized parties (Ansell and Fish 1999). But due to other deficits, personalism becomes a devaluating factor for political parties.

<sup>11</sup> There are no pure PR systems with one (main) nationwide constituency in the sample.

variance of cases. The distribution of dimensional values fills the entire scale in three out of four dimensions. Outliers are only identified in the statistically more concentrated realm of “roots in society,” where about half of the cases share a value of 0.75 points. It becomes all the more important to open up the box and examine the individual results of individual parties. When dividing the values into four levels—due to the construction of the index ( $> 6 =$  “high”;  $> 4 =$  “moderate”;  $> 2 =$  “limited”;  $< 2 =$  “poor”)—we find that, on average, political parties show only a limited level of institutionalization. Most African parties do not surpass the absolute midpoint of the IIP scale. The majority of cases show a limited level of institutionalization (16 parties) or are just below the cut-off point for a poor rating (RPM and RB, both with a value of 1.92). Four of 28 parties feature a medium and only two a high degree of institutionalization. Four parties prove to be very poorly institutionalized, if at all. These are two parties from Benin (PRD, PSD), one from Zambia (PF), and one from Malawi (RP). Returning to the two top performers first, the respective parties are Tanzania’s *Chama Cha Mapinduzi* (CCM; IIP = 7.42) and the *Botswana Democratic Party* (BDP; IIP = 6.58). Both of them have been governing parties since independence, though the CCM changed its name in 1977 when the *Tanganjika African National Union* (TANU) merged with Zanzibar’s *Afro-Shirazi Party* (ASP) following the unification of the two territories that became Tanzania. In contrast to its Botswana counterpart, CCM ruled under the “favorable” conditions of a one-party state until 1995. The BDP won vast majorities in all of the regular and continuous democratic elections as Botswana is one of the few African countries which has not had a period of authoritarian rule since its independence, in 1966.

When looking for top and worst performers at the dimensional level, a global trend that divides the sample into two becomes visible: those parties which appear in at least one dimension as a top performer (subindex  $> 1.5$ ; 8 of 28 parties) and those parties that appear in at least one dimension as a worst performer (subindex  $< 0.5$ ; 19 of 28 parties). Two almost mutually exclusive groupings emerge, with one exception: the Malian party ADEMA, which acts incoherently but is quite well-organized (see Table 5). Only three parties (CUF, CDS, and NDC) remain in the inconspicuous midfield. Hence, the instrument offers new opportunities for advanced cross-country comparative research since we should explain why some parties from different countries have more in common than the bulk of relevant parties acting in one national context. To pave a few meters of the road ahead, that is, to illustrate what service the IIP may render, we have tested some particularly apparent influencing factors.

The lengthy ruling period observed among top performers leads to the question of whether the duration in office, measured in years of government participation, is a good predictor for the IIP. If we consider all 28 parties, the statistical correlation is quite high and significant (Pearson’s  $r = 0.64$ ; F significance at the 1% level). Furthermore, the IIP clearly shows the relative advantage today of those parties that rely on former unitary power structures which did not collapse at the moment of system change. CCM, CDP, MCP, and MNSD all come out

best among their countries' three main parties, and they are all former single parties or, as in the case of CDP, absorbed so-called revolutionary grassroots structures.<sup>12</sup>

**Table 5: Top- and Worst-Performing Parties According to IIP Dimension\***

	Roots in Society	Autonomy	Organization	Coherence	IIP Top (IIP>6) and Worst (IIP<2) Performers	N
Top (>1.5)	<b>CCM</b>	<b>CCM</b> <b>BDP</b> MNSD	<b>CCM</b> MNSD CDP <b>BDP</b> <i>ADEMA</i>	NPP CHADEMA PDP/PS <b>CCM</b>	<b>CCM</b> <b>BDP</b>	8
Worst (<0.5)	<b>PF</b> <b>RPM</b> BCP <b>RP</b> UPND	<b>PRD</b> <b>PSD</b> <b>PF</b> CNID PNDS <b>RPM</b>	<b>PF</b> PNC <b>RP</b> FARD <b>PRD</b> <b>PSD</b> <b>RB</b>	ADF/RDA BNF MMD <b>PRD</b> <b>PSD</b> <b>RP</b> UDF <i>ADEMA</i> MCP	<b>RP</b> <b>PF</b> <b>PSD</b> <b>PRD</b> <b>RPM</b> <b>RB</b>	19

\* Parties are ordered according to their IIP (dimensional) value starting with the best and worst result in the respective lines. CUF, CDS, and NDC are the only parties that are exclusively situated in mid-level positions in all dimensions. Bolded parties correspond to the global IIP top or worst performers. *ADEMA*, set in italics, is the only party that appears in both categories.

Source: Authors' compilation.

A correlation between the latest vote share in national parliamentary elections during the period under examination and the IIP is even higher ( $r = 0.73$ ; significant at the 1% level). Since the correlation does not tell us anything about causal direction, it seems reasonable to interpret this as a self-energizing effect. Access to office and posts in the government, including administration and the legislature, seems to be a beneficial condition for higher institutionalization. Access to resources is not the only factor, but there is evidence that it is an important one that should be further investigated. However, it cannot be seen as a sufficient condition if we consider those parties with very poor results. To give an example, there are two Beninese parties with an IIP of 1.0 only, which are largely controlled by two of the country's richest men, Adrien Houngbédji (PRD) and Bruno Amoussou (PSD). The two are most probably able to support a solid apparatus, but they each regard the particular party as their personal property—which is actually true because the parties' financing comes mostly from their private fortunes. PRD headquarters in Cotonou and Porto-Novo, for instance, are located in the private estates of the party president, without any party sign. At PSD headquarters personnel are not allowed to hand out basic information on the party (such as its program) without the president's consent. This leads manifestly to a lack of value-infusion vis-

<sup>12</sup> All other countries did not have single parties prior to (re)democratization (Botswana, Ghana), or their single parties collapsed immediately under the unstable conditions of changing orders (Benin, Mali). Only Zambia's UNIP survived, but it declined to a purely regional remnant and therefore did not become part of our sample.

à-vis the party as an abstract organization, which is reflected by a double zero in the dimensions of autonomy and coherence.<sup>13</sup>

We have already conceded that an in-depth study of the causes (and consequences) of the degree of institutionalization is beyond the scope of this paper. Rather, we have aimed here to present how a new research instrument can be applied and to demonstrate its general usefulness. Although an index like the IIP may suggest mathematical precision—which, of course, would be a grave misinterpretation—it can provide a measurement of party institutionalization by helping to describe, systematically and empirically, what happens to and within parties in regions where they are estimated to be rather poorly institutionalized. And it should be noted that this is actually the case in the majority of countries which have multiparty systems in the world today. Hence, the IIP points to the road ahead by uncovering cross-country commonalities in terms of strengths and weaknesses in the different dimensions of institutionalization that should be explained.

## 5 Conclusions

The institutionalization of political parties and party systems is said to be key to democratic development, but its practical operationalization for measurement is underdeveloped in the pertinent literature. This is particularly true for the institutionalization of individual political parties, which we should clearly distinguish from party systems because of their different characteristics. This article may contribute to closing the gap which we have identified between the theoretical discussion and actual empirical measurement, since we dispose here of sound qualitative and quantitative data from two research projects at the GIGA Institute of African Affairs.

We understand the institutionalization of political organizations as a process of progress in four dimensions: roots in society, level of organization, autonomy, and coherence. In other words, institutionalization is the process of growing external and internal stability as well as value-infusion. On the basis of the theoretical discussion, we have constructed the Index of the Institutionalization of Parties (IIP), which consists of 15 indicators that are assigned to the four dimensions outlined above.

Results for 28 political parties from nine African countries show a fairly large diversity in the degree of institutionalization with regard to both dimensions and individual parties, which clearly reflects the heterogeneity of Africa's political developments. It contradicts once more the myth of sub-Saharan uniformity, whether of an Afro-optimistic or Afro-pessimistic nature. Generally, however, African political parties show rather low degrees of institutionalization. Though we observed two well-performing outliers, namely, the long-time ruling par-

---

<sup>13</sup> In 2007 some evidence demonstrated that the PRD makes efforts to undock the organization from personal control.

ties of Tanzania and Botswana, most parties exhibit a fairly limited degree of institutionalization. In particular, African parties have homogeneously weak roots in society while they vary more with respect to the other dimensions. Differences between Francophone and Anglophone countries cannot be generalized. There is also no clear-cut connection between the levels of democratization and the levels of party institutionalization, which clearly points to the fact that the nexus may be more complex than commonly assumed. However, larger parties are more likely to be better institutionalized, so that parties in party systems which tend to be less fragmented seem to benefit from larger shares of state resources. On the other hand, not all of the dominant (government) parties in the sample show remarkably higher IIP values than the remaining cases. Further research on the differences and commonalities of individual parties is evidently necessary. For one, the IIP rates the degree of institutionalization only at the moment of our observation, that is, as of 2005/2006. Time series would be necessary—but are currently not available due to data constraints—to evaluate the process. Moreover, an in-depth cross-country comparison of a sample of poorly institutionalized parties with more institutionalized cases could improve our explanatory ability.

The IIP is particularly suitable for preparing such research since it allows for the detection of differences and commonalities among parties within (newer) multiparty systems that are usually expected to be weakly institutionalized. We guess this is still the case for the great majority of party systems, not just in Africa. The IIP is not a suitable instrument for the identification of overinstitutionalization, which is probably more a problem of long-established democracies or even long-established one-party systems.<sup>14</sup> However, it should be worth testing parties in established democracies too. We assume that some parties in those European countries which have a tradition of a less important role for political parties, for example, France, would possibly score worse than leading African parties such as CCM or BDP.

---

<sup>14</sup> This is why overinstitutionalization, rightly dreaded by Schedler (Schedler 1995), is not one of our topics but should be controlled for in cases where parties reach a maximum value of eight points.



## Bibliography

- Ansell, Christopher K./Fish, M. Steven (1999): The Art of Being Indispensable. Noncharismatic Personalism in Contemporary Political Parties, in: *Comparative Political Studies*, No. 2, Vol. 32, pp. 283-312.
- Basedau, Matthias (2007): Do Party Systems Matter for Democracy?, in: Basedau, Matthias et al. (ed.), *Votes, Money and Violence. Political Parties and Elections in Africa*, Uppsala: Nordic Africa Institute, pp. 105-143.
- Basedau, Matthias et al. (2006): Die Institutionalisierung von politischen Parteien im anglo-phonon Afrika, in: *KAS Auslandsinformationen*, No. 11, Vol. pp. 25-45.
- Bendel, Petra/Grotz, Florian (2001): Parteiensysteme und Demokratisierung. Junge Demokratien in Afrika, Asien und Lateinamerika im Vergleich, in: *Nord-Süd aktuell*, No. 1, Vol. 15, pp. 70-80.
- Beyme, Klaus von (1984): *Parteien in westlichen Demokratien*. München: Piper.
- Burnell, Peter (2007): Political Parties in Africa: Different, Functional and Dynamic?, in: Basedau, Matthias et al. (ed.), *Votes, Money and Violence. Political Parties and Elections in Sub-Saharan Africa*, Uppsala: Nordic Africa Institute, pp. 65-81.
- Diamond, Larry (1988): Introduction: Roots of Failure, Seeds of Hope, in: Diamond, Larry et al. (ed.), *Democracy in Developing Countries: Africa*, Boulder and London: Westview, pp. 1-32.
- Dix, Robert H. (1992): Democratization and the Institutionalization of Latin American Political Parties, in: *Comparative Political Studies*, No. 4, Vol. 24, pp. 488-511.
- Erdmann, Gero (1999): Parteien in Afrika. Versuch eines Neuanfangs in der Parteienforschung, in: *Afrika Spectrum*, No. 3, Vol. 34, pp. 375-393.
- Erdmann, Gero (2004): Party Research: Western European Bias and the 'African Labyrinth', in: *Democratization*, No. 3, Vol. 11, pp. 63-87.
- Gunther, Richard/Diamond, Larry (2001): Types and functions of parties, in: Diamond, Larry/Gunther, Richard (ed.), *Political Parties and Democracy*, London: Johns Hopkins University Press, pp. 3-39.
- Huntington, Samuel (1968): *Political Order in Changing Societies*. New Haven: Yale University Press.
- Janda, Kenneth (1980): *Political Parties: A Cross-National Survey*. New York: Free Press.
- Kesselman, Mark (1970): Overinstitutionalization and Political Constraint: The Case of France, in: *Comparative Politics*, No. 1, Vol. 3, pp. 21-44.
- Kuenzi, Michelle / Lambright, Gina (2001): Party System Institutionalization in 30 African Countries, in: *Party Politics*, No. 4, Vol. 7, pp. 437-468.

- Kuenzi, Michelle/Lambright, Gina (2005): Party Systems and Democratic Consolidation in Africa's Electoral Regimes, in: *Party Politics*, No. 4, Vol. 11, pp. 423-446.
- Levitsky, Steven (1998): Institutionalization and Peronism, in: *Party Politics*, No. 1, Vol. 4, pp. 77-92.
- Lindberg, Staffan (2007): Institutionalization of party systems? Stability and fluidity among legislative parties in Africa's democracies, in: *Government and Opposition*, No. 2, Vol. 42, pp. 215-241.
- Lipset, Seymour Martin (2000): The Indispensability of Political Parties, in: *Journal of Democracy*, No. 1, Vol. 11, pp. 48-55.
- Mainwaring, Scott (1998): Party Systems in the Third Wave, in: *Journal of Democracy*, No. 3, Vol. 9, pp. 57-81.
- Mainwaring, Scott/Scully, Timothy (1995): Introduction: Party Systems in Latin America, in: Mainwaring, Scott/Scully, Timothy (ed.), *Building Democratic Institutions: Party Systems in Latin America*, Stanford: Stanford University Press, pp.
- Merkel, Wolfgang (1996): Institutionalisierung und Konsolidierung der Demokratien in Ostmitteleuropa, in: Merkel, Wolfgang et al. (ed.), *Systemwechsel 2. Die Institutionalisierung der Demokratie*, Opladen: Leske und Budrich, pp. 9-36.
- Nohlen, Dieter (2004): *Wahlrecht und Parteiensystem*. Opladen: Leske und Budrich.
- North, Douglas (1993): Institutions and Credible Commitment, in: *Journal of Institutional and Theoretical Economics*, No. 149, Vol. pp. 11-23.
- Panbianco, Angelo (1988): *Political Parties: Organization and Power*. Cambridge: Cambridge University Press.
- Randall, Vicky/Svåsand, Lars (2002): Party Institutionalization in New Democracies, in: *Party Politics*, No. 1, Vol. 8, pp. 5-29.
- Sartori, Giovanni (2005 [1976]): *Parties and Party Systems*. Colchester: ECPR.
- Schedler, Andreas (1995): Under- and Overinstitutionalization: Some Ideal Typical Propositions Concerning New and Old Party Systems, Working Paper 213, Notre Dame: Helen Kellogg Institute for International Studies, [www.nd.edu/%7Ekellogg/WPS/213.pdf](http://www.nd.edu/%7Ekellogg/WPS/213.pdf) (13.01.07).
- Selznick, Philip/Broom, Leonard (1955): *Sociology: A text with adapted readings*. New York: Harper & Row.

## Annex I: IIP Code Book\*

Dimensions	No.	Criteria	Indicators/Operationalization	Sources	Coding
<b>Roots in Society</b> The party has stable roots in society	RIS.1	High party age (relative to independence)	Party age in years (founding date to 2007) as percentage of period in years of independence of the nation-state	Szajkowski 2005; Party documents	0 = < 50% 1 = 50%-90% 2 = >90%
	RIS.2	High party age (relative to most recent reintroduction of multiparty system)	Party age in years (founding date to 2007) as percentage of period in years since the most recent introduction of multiparty elections (date multiparty founding election)	Szajkowski 2005; Party documents	0 = < 50% 1 = 50%-90% 2 = >90%
	RIS.3	Steady electoral support	Arithmetic mean of absolute values of losses/gains: 1. Last elections in percentage points 2. Last elections in percentage 3. Second last elections in percentage points 4. Second last elections in percentage	Election data: Nohlen et al. 1999; Electoral Studies' Notes on Recent Elections; Local Electoral Commissions	-1 = >50% 0 = 50%-20% 1 = 10%-20% 2 = <10%
	RIS.4	Links to civil society organizations	Existence, number, and organizational quality of links to civil society organizations (no party youth wings and women's leagues)	Qualitative/quantitative assessment according to GIGA study	0 = none 1 = few or poorly organized and nonexclusive links 2 = numerous or well-organized and exclusive links
<b>Autonomy</b> Notwithstanding its societal roots, the party is relatively independent from individuals within and societal groups outside the party	AUT. 1	Alternations in party leadership	Number of alternations since founding	Quantitative assessment according to GIGA study	0 = none 1 = 1 2 = 2 and more
	AUT. 2	Steady electoral support after alternation in party leadership	Constructed similar to RIS 3: arithmetic mean of absolute values of losses/gains after change to new presidential/party candidate (percentage points/percentages : number of alternations)	Election data (see above) and GIGA country expertise	-1 = >50% 0 = 50%-20% 1 = 10%-20% 2 = <10%
	AUT. 3	Decisional autonomy	The party is able to decide on programmatic and personnel matters largely independent from individuals ("Big Men"), cliques, and societal groups.	Qualitative assessment according to GIGA study	0 = party depends on Big Man or outside group 1 = partially dependent or opaque 2 = largely independent
	AUT. 4	Popular appreciation of particular party	Two indicators: percentage of respondents: 1. identifying with particular party 2. "liking" the party "very much" as percentage of those respondents intending to vote for the particular party	GIGA surveys	1) 0 = <20% 1 = 20%-40% 2 = >40% 2) 0 = <60% 1 = 60%-80% 2 = >80%
<b>Level of Organization</b> There is an organizational apparatus which is constantly present at all administrative levels and acts in the interest of the party	ORG. 1	Strength of membership	Share of respondents holding a membership card of the party in question as percentage of all respondents (context-sensitive interpretation)	GIGA surveys	0 = 1st tercile 1 = 2nd tercile 2 = 3rd tercile
	ORG. 2	Regular party congresses	Since the beginning of the multiparty era the party has held party congresses in accordance with party statutes. Congresses are held as scheduled and conducted regularly.	Quantitative/qualitative assessment according to GIGA study	0 = sporadic or no party congresses 1 = considerable constraints on regularity (e.g., frequent and serious organizational problems) 2 = regularly held party congresses
	ORG. 3	Material and personal resources	The party has considerable material and personal resources such as employees, offices, and funds (assessment irrespective of state party-funding provisions).	Quantitative/qualitative assessment according to GIGA study	0 = few material resources (few employees, offices, funds) 1 = some 2 = many
	ORG. 4	Nationwide organizational presence, which extends election campaigns	The party's organizational presence includes nationwide offices, regular meetings of members, and public rallies. This presence and activity covers the whole national territory outside the capital and is not confined to times of elections campaigns (assessment irrespective of legal requirements for nationwide presence).	Quantitative/qualitative assessment according to GIGA study	0 = very little or no presence 1 = partial presence 2 = constant and nationwide presence

Dimensions	No.	Criteria	Indicators/Operationalization	Sources	Coding
Coherence Notwithstanding its differentiated organizational levels, the party acts as a united organization; the party tolerates a certain level of intraparty dissidence	COH. 1	Coherence of parliamentary group (no defections or floor-crossing)	There were no defections from the parliamentary group and—if legally possible—no incidents of floor-crossing since the second last election.	Quantitative/qualitative assessment according to GIGA study	0 = many/high share of defections 1 = some defections 2 = only insignificant or no defections
	COH. 2	Moderate relations of intraparty groupings (no dysfunctional factionalism)	No splits; moderate factionalism; no heavy infighting in the party	Quantitative/qualitative assessment according to GIGA study	0 = split(s) 1 = infighting without split 2 = moderate or no factionalism
	COH. 3	Tolerance of intraparty dissidence	The party leadership tolerates partial deviations from the party line (i.e., no massive violations of principles such as basic values, role as opposition/government party, or statutes) without resorting to verbal intransigence, threats, or expulsion of dissidents	Quantitative/qualitative assessment according to GIGA study	0 = expulsion (“hounding out”) 1 = verbal intransigence & threats by party leadership 2 = freedom of expression

\* If not marked otherwise the assessments cover the last completed election period and the period until the end of the year 2006.

Source: Authors' compilation.

## Annex II: Party Abbreviations

ADEMA	Alliance pour la Démocratie au Mali
ADF/RDA	Alliance pour la Démocratie et la Fédération/ Rassemblement Démocratique Africain (Burkina Faso)
BCP	Botswana Congress Party
BDP	Botswana Democratic Party
BNF	Botswana National Front
CCM	Chama Cha Mapinduzi (Tanzania)
CDP	Congrès pour la Démocratie et le Progrès (Burkina Faso)
CDS	Convention Démocratique et Social (Niger)
CHADEMA	Chama cha Demokrasia na Maendeleo (Tanzania)
CNID	Congrès National d'Initiative Démocratique (Mali)
CUF	Civic United Front (Tanzania)
FARD-Alafia	Front d'Action pour le Renouveau et le Développement-Alafia (Benin)
MCP	Malawi Congress Party
MMD	Movement for Multiparty Democracy (Zambia)
MNSD	Mouvement National pour une Société de Développement (Niger)
NDC	National Democratic Congress (Ghana)
NPP	National Patriotic Party (Ghana)
PDP/PS	Parti pour la Démocratie et le Progrès/Parti Socialiste (Burkina Faso)
PF	Patriotic Front (Zambia)
PNC	People's National Congress (Ghana)
PNDS	Parti Nigérien pour la Démocratie et le Socialisme (Niger)
PRD	Parti du Renouveau Démocratique (Benin)
PSD	Parti Social Démocrate (Benin)
RB	Renaissance du Bénin
RP	Republican Party (Malawi)
RPM	Rassemblement pour le Mali
UDF	United Democratic Front (Malawi)
UPND	United Party for National Development (Zambia)

Source: Authors' compilation.

## Recent issues:

- No 68 Sebastian Elischer: Ethnic Coalitions of Convenience and Commitment: Political Parties and Party Systems in Kenya; February 2008
- No 67 Dirk Nabers: China, Japan and the Quest for Leadership in East Asia; February 2008
- No 66 Anika Becher and Matthias Basedau: Promoting Peace and Democracy through Party Regulation? Ethnic Party Bans in Africa; January 2008
- No 65 Anika Oettler: Discourses on Violence in Costa Rica, El Salvador and Nicaragua: National Patterns of Attention and Cross-border Discursive Nodes; December 2007
- No 64 Ingrid Fromm: Upgrading in Agricultural Value Chains: The Case of Small Producers in Honduras; December 2007
- No 63 Gero Erdmann: The Cleavage Model, Ethnicity and Voter Alignment in Africa: Conceptual and Methodological Problems Revisited; December 2007
- No 62 Daniel Lambach: Oligopolies of Violence in Post-Conflict Societies; November 2007
- No 61 Thomas Richter and Christian Steiner: Sectoral Transformations in Neo-Patrimonial Rentier States: Tourism Development and State Policy in Egypt; November 2007
- No 60 Carlos Torres Fuchslocher: The Role and Development of Technology-Intensive Suppliers in Resource-Based Economies: A Literature Review; November 2007
- No 59 Sabine Kurtenbach: Why is Liberal Peace-building so Difficult? Some Lessons from Central America; September 2007
- No 58 Lena Giesbert: Seeking Opportunities: Migration as an Income Diversification Strategy of Households in Kakamega District in Kenya; September 2007
- No 57 Daniel Flemes: Emerging Middle Powers' Soft Balancing Strategy: State and Perspectives of the IBSA Dialogue Forum; August 2007
- No 56 Bert Hoffmann: Transitions from Charismatic Rule: Theories of Leadership Change and Cuba's Post-Fidel Succession; August 2007
- No 55 Patrick Köllner: Campaigning for the Japanese Lower House: From Mobilising to Chasing Voters?; July 2007
- No 54 Mariana Llanos and Constanza Figueroa Schibber: *Prestando acuerdo: El Senado frente a los nombramientos del Poder Judicial en la Argentina democrática (1983-2006)* [*The Senate and the President: Judicial Nominations in Democratic Argentina (1983-2006)*]; July 2007
- No 53 Daniel Flemes: Conceptualising Regional Power in International Relations – Lessons from the South African Case; June 2007

All GIGA Working Papers are available free of charge at [www.giga-hamburg.de/workingpapers](http://www.giga-hamburg.de/workingpapers).  
For any requests please contact: [workingpapers@giga-hamburg.de](mailto:workingpapers@giga-hamburg.de).  
Editor of the Working Paper Series: Anja Zorob