




PwC's tax comparison 2023

www.pwc.ch/taxcomparison





Contents

Comparison of taxes for corporations and individuals	4
Comparing taxes: legal entities	5
2023 corporate tax rates in Switzerland	6
2023 corporate tax rates in the EU and Switzerland	7
2023 corporate tax rates in OECD and G20 countries	8
Comparing taxes: natural persons	9
2023 tax burden for individuals (100,000 CHF net income)	10
2023 tax burden for individuals (250,000 CHF net income)	12
2023 tax burden for individuals (marginal tax rate)	14
Your contacts	16

Comparison of taxes for corporations and individuals

Looking to compare taxes in different places? PwC's tax comparison gives you a quick overview of effective tax rates for corporations and individuals.

The rate of tax paid by individuals varies depending on their taxable income. You can compare the tax rates effective in Swiss cantons at three levels, with a taxable income of CHF 100,000, CHF 250,000 and the marginal tax rate.

When it comes to corporate tax, you can also extend the comparison of effective rates beyond Switzerland.

Whether you want to compare tax rates in Canton Thurgau with those in Germany or see how Hong Kong compares with China, the comparison allows you to examine all the permutations worldwide.

The map of Switzerland featured in this document shows tax rates for the capital of each canton. You will also find this information and a lot more on our [interactive map](#).

Put together your own comparisons, and feel free to contact us if you have any questions.

Stefan Schmid
Partner
Leader International
Tax Services

Pascal Bühler
Partner
Leader Tax Policy

Kornel Wick
Managing Director
Private Client Services


Comparing taxes: legal entities

So far, eight cantons have cut their corporate tax rates by comparison with 2022.

The map below shows very clearly that the cantons of Berne, Zurich and Ticino have among the highest tax rates in the country, while tax rates are significantly lower in Central Switzerland.

In Switzerland the effective tax rate, which is already attractive by international standards, can be reduced even further, for example through additional deductions of R&D costs, the patent box deduction and the deduction on net equity (only in the canton of Zurich).

Further details are available [here](#).



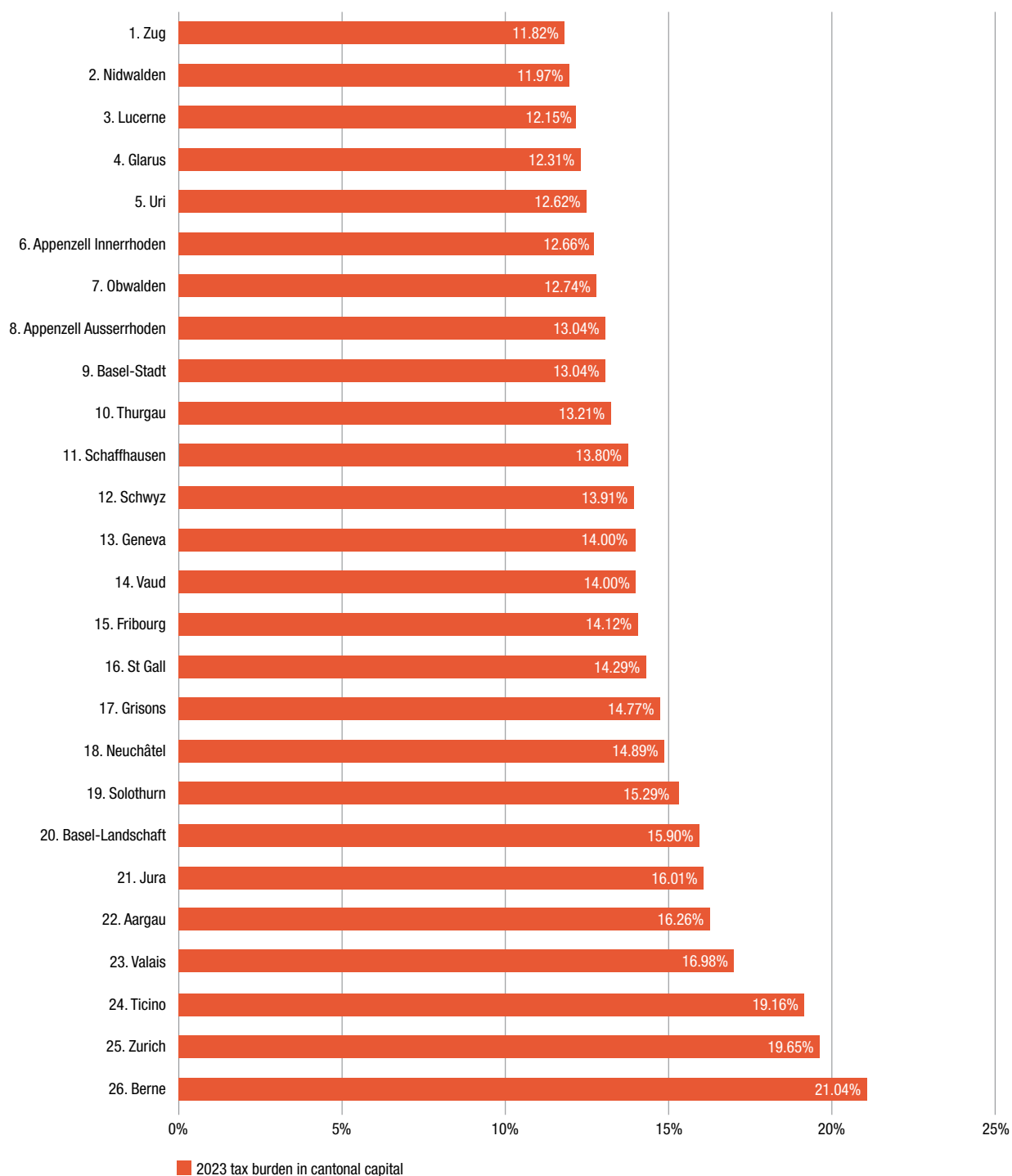
Max. effective tax rates are displayed

2023 corporate tax rates in Switzerland

Within the cantons themselves, corporate tax rates vary considerably depending on where an entity is located or moving to. Some cantons have a uniform corporate tax

rate for all municipalities, while in others the rate varies on the basis of municipality-dependent multipliers.

2023 corporate tax rates in Switzerland

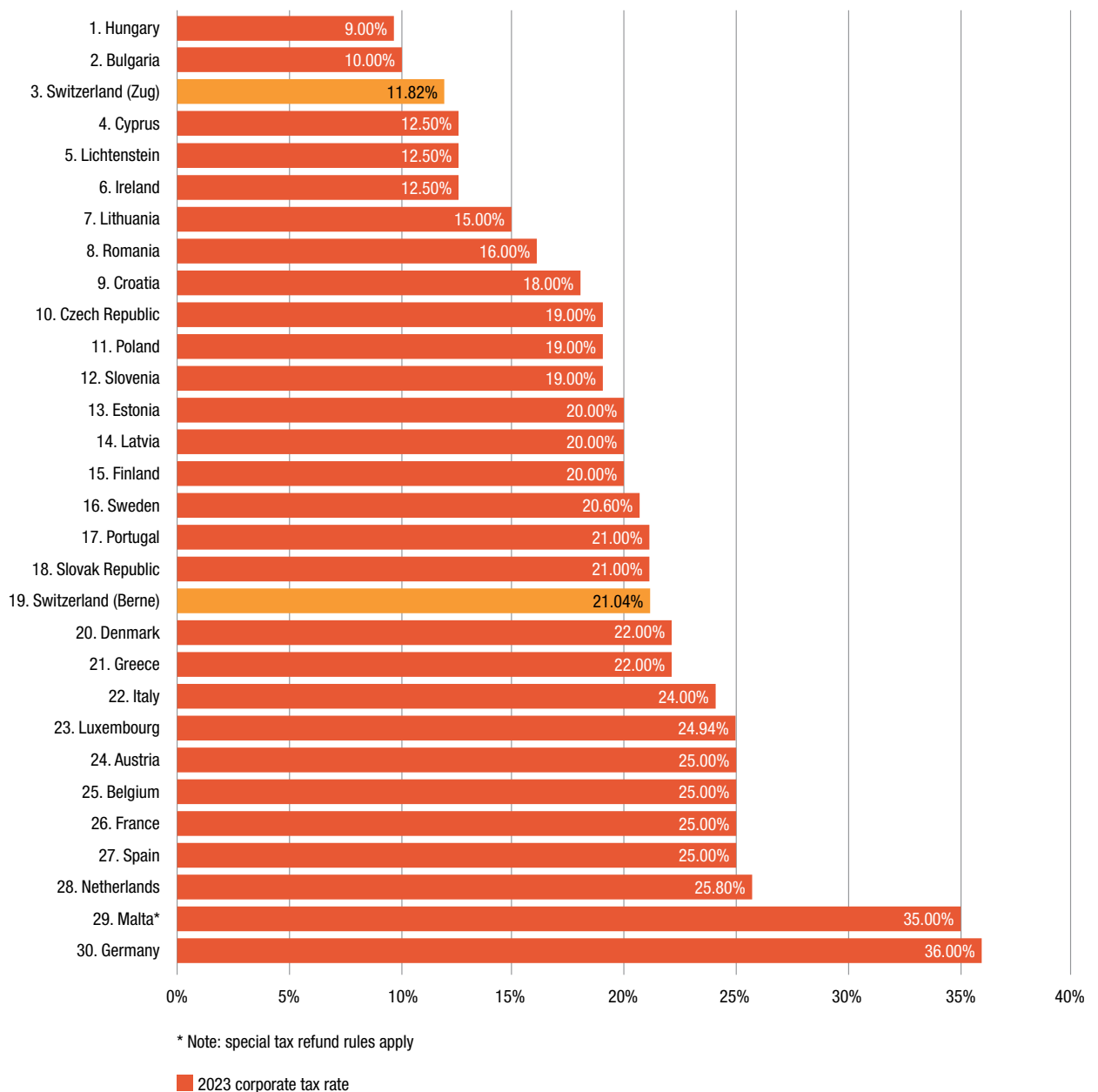


2023 corporate tax rates in the EU and Switzerland

The Swiss cantons with the lowest tax rates are attractive compared with the lowest tax rates in EU countries, ranking near the top of the international rankings. The highest-tax cantons, where the tax burden is twice

as high, rank in mid-table internationally. The chart compares the corporate tax rates in Zug and Berne with tax rates in all EU countries.

2023 corporate tax rates in the EU and Switzerland

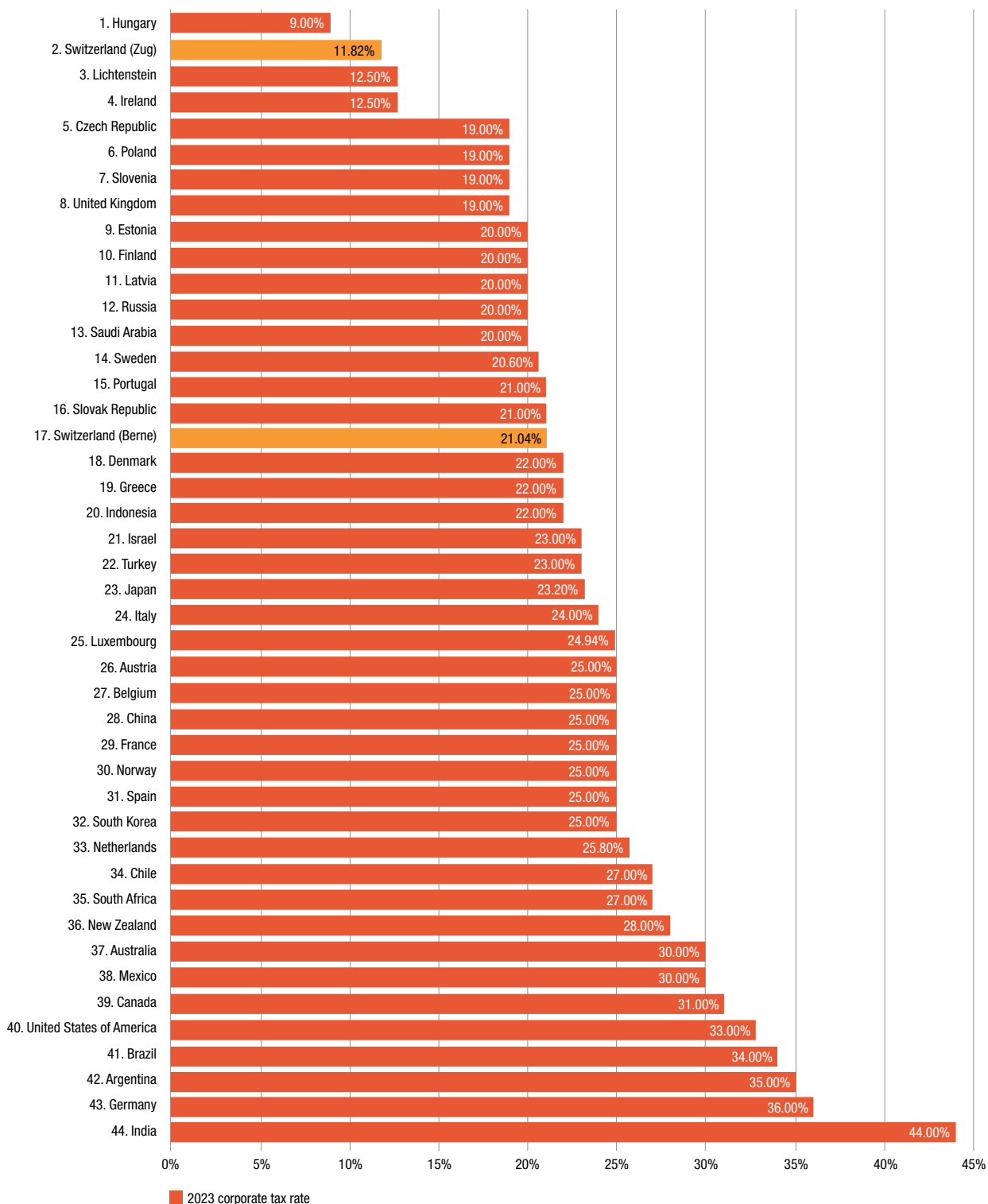


2023 corporate tax rates in OECD and G20 countries

The Swiss cantons with the lowest tax rates are attractive compared with the lowest tax rates in the OECD/G20.

The highest-tax cantons, where the tax burden is twice as high, rank in mid-table internationally.

2023 corporate tax rates: OECD and G20 countries



Comparing taxes: individuals

Income tax rates in Switzerland vary considerably from canton to canton and from municipality to municipality. For example, Zug has the lowest rate of any cantonal capital for a taxable income of CHF 100,000 (11.92%) and Neuchâtel the highest (23.87%). The maximum marginal tax rates for high incomes range from 22.22% in Zug all the way up to 45.00% in Geneva.

Find out where your canton of residence is located taxwise compared with other cantons. Use the interactive [map](#) of Switzerland to make your own comparison.

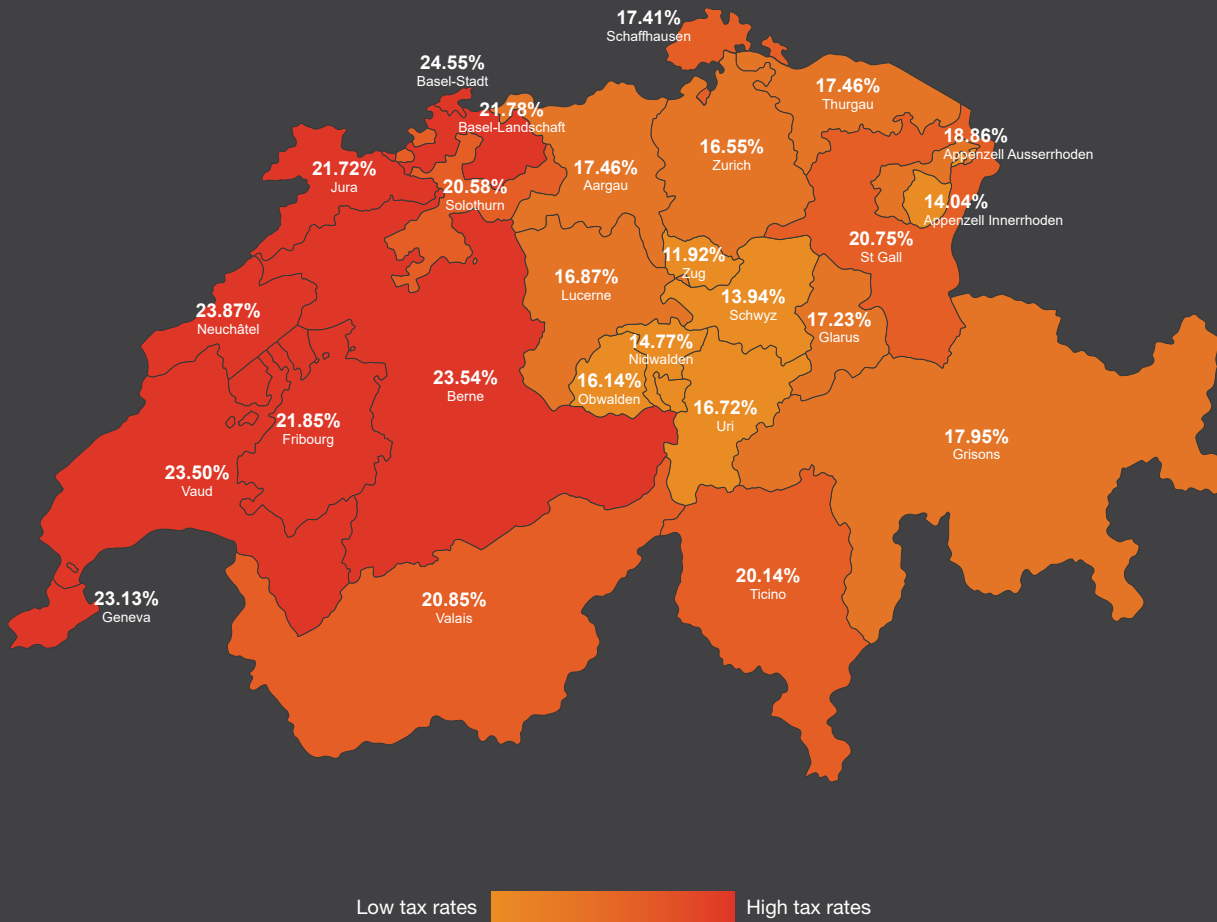
Please note that all calculations are done based on the following assumptions: marriage status single and no religion. Married status could lead to different results.

Over the next few pages we give an overview of the cantons.

2023 tax burden for individuals (100,000 CHF taxable income)

The map shows tax rates for each cantonal capital. The figures are for a taxable income of CHF 100,000. In this scenario, Canton Zug has the lowest tax rate of 11.92%.

The most expensive place for a taxable income of CHF 100,000 is Neuchâtel. The tax rate there is 23.87% and therefore more than twice as high as in Zug.

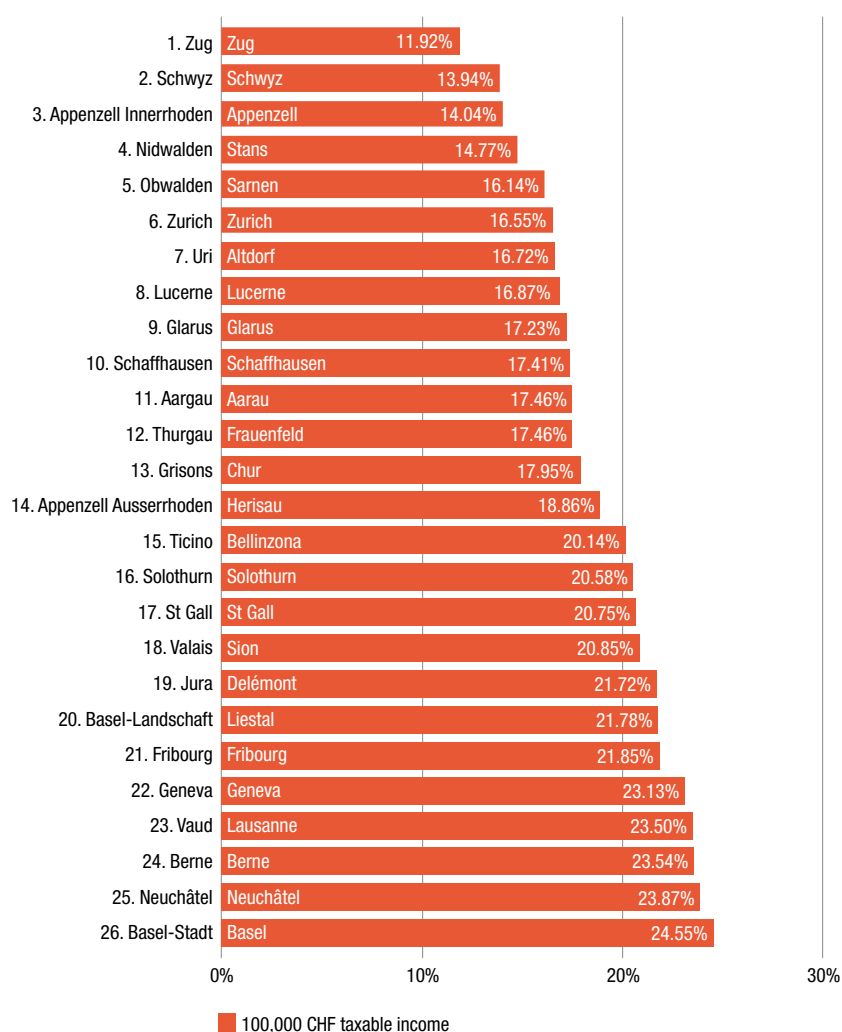


The chart below shows the tax rates for the different cantonal capitals. However, in some cases there are big differences within individual cantons. In this scenario, for

example, the highest tax rate in canton Schwyz is 14.44% in the municipality of Illgau, compared with 13.94% in the canton's capital Schwyz.

2023 tax burden for individuals

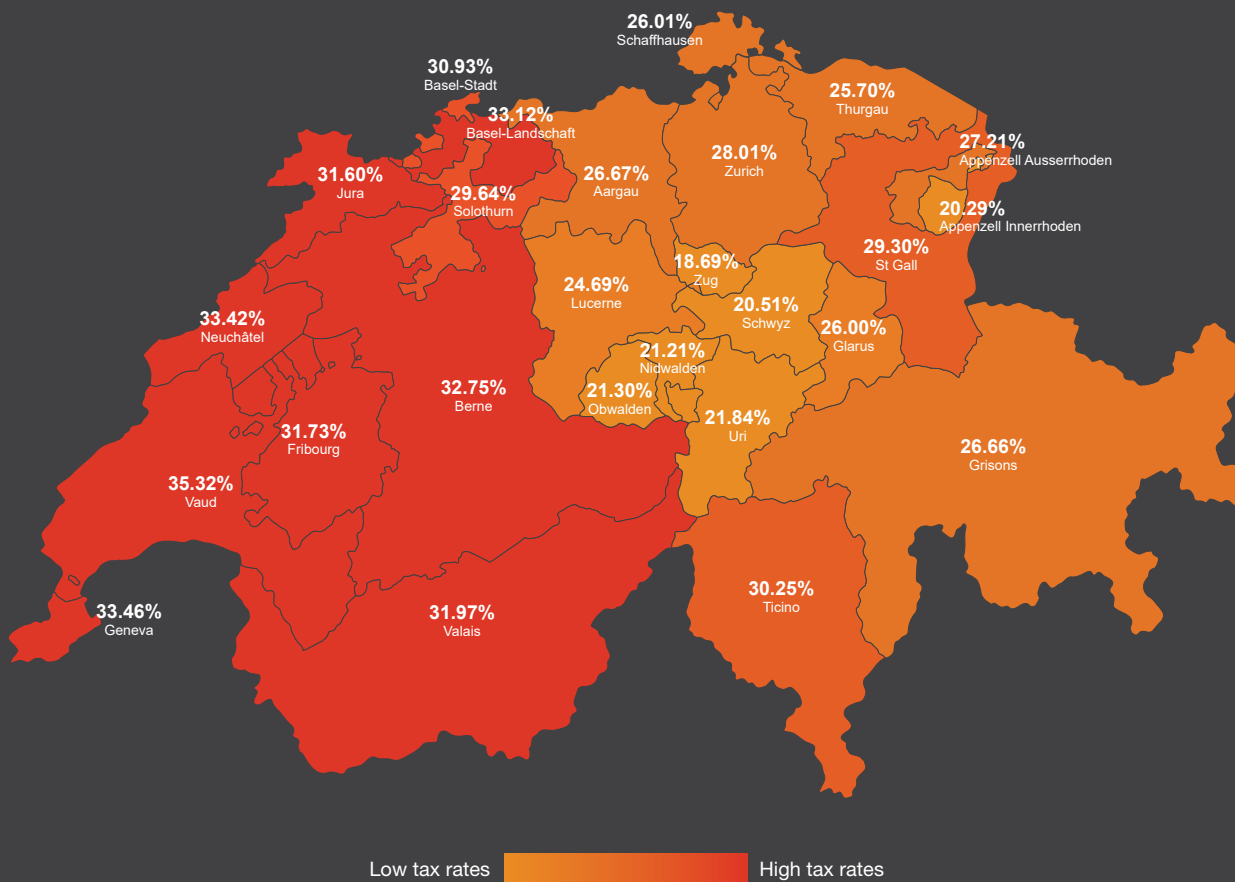
(sorted by tax rate for a taxable income of 100,000 CHF)



2023 tax burden for individuals (250,000 CHF taxable income)

The map shows tax rates for each cantonal capital. The figures are for a taxable income of CHF 250,000. This ranking is also headed by the municipality of Zug with an attractive tax rate of 18.69%.

Lausanne, on the other hand, is at the bottom of the list with a tax rate of 35.32%.



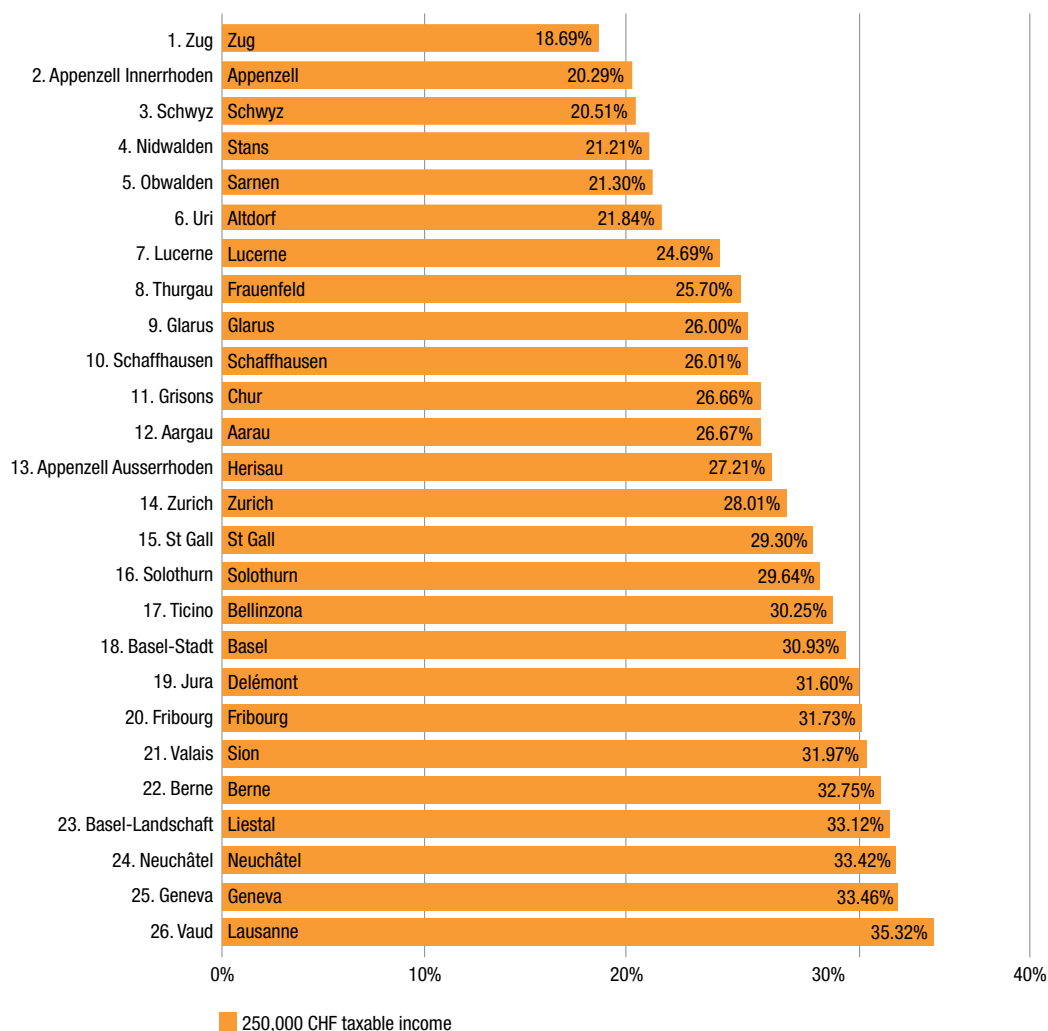
The chart below shows the tax rates for the different cantonal capitals. Rates may vary slightly from municipality to municipality because different municipality-dependent multipliers are applied, except

for Glarus, the only canton with a uniform tax rate across all municipalities.

You can do further comparisons online [here](#).

2023 tax burden for individuals


(sorted by tax rate for a taxable income of 250,000 CHF)



2023 tax burden for individuals (marginal tax rate)

The map shows tax rates for each for each capital city of a canton. The figures refer to the marginal tax rate. The municipality of Zug is again at the top of the ranking with a tax rate of 22.22%.

At the bottom of the list is the city of Geneva, where the tax rate of 45.00% is more than twice as high as in Zug.

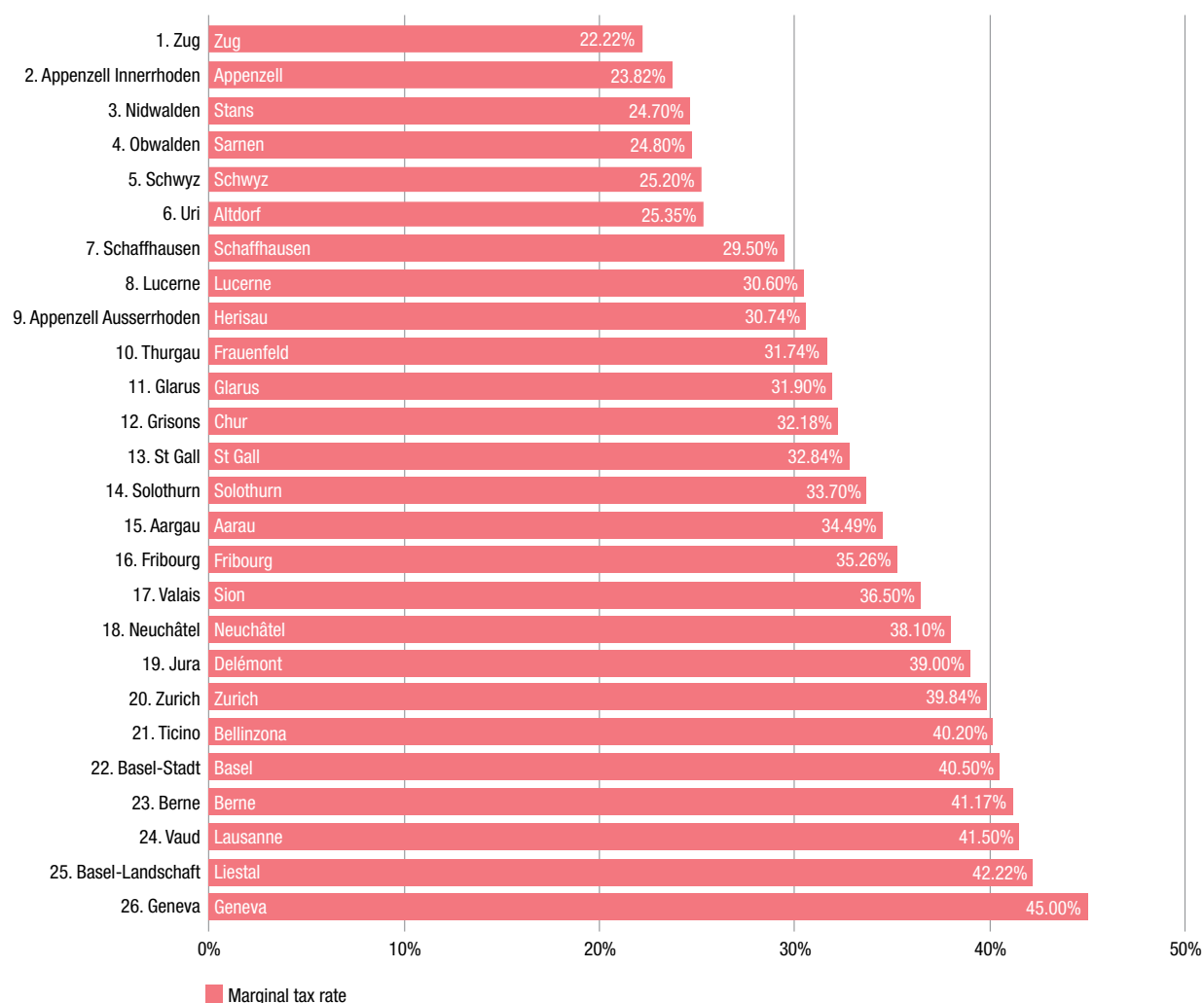


Depending on your level of income, it makes sense to compare applicable tax rates across cantons and municipalities. Even though the municipality of Zug has the lowest marginal tax rate of any cantonal capital, the rate in the municipality of Freienbach in the canton of Schwyz is actually slightly lower at 20.38%.

Do your own personal comparison online [here](#).

2023 tax burden for individuals

(sorted according to marginal tax rate)



Your contacts

Tax services for corporate entities



Stefan Schmid
Partner and Leader International Tax Services
+41 58 792 44 82
stefan.schmid@pwc.ch



Pascal Bühler
Partner International Tax Services and Leader Tax Policy
+41 58 792 45 55
pascal.buehler@pwc.ch

Tax services for private clients



Kornel Wick
Managing Director Private Client Services
+41 58 792 42 48
kornel.wick@pwc.ch

