

# Growing US Divide on How Long to Support Ukraine

**Dina Smeltz, Senior Fellow, Public Opinion and Foreign Policy**

**Craig Kafura, Assistant Director, Public Opinion and Foreign Policy**

**Emily Sullivan, Research Assistant, Public Opinion and Foreign Policy**

**December 2022**

At the end of November, the United States authorized its latest assistance package to Ukraine, valued at [\\$400 million](#) to bolster the country's security and defense in the war against Russia, now beginning its 10th month. A just-completed November 18-20 Chicago Council survey finds that large majorities of Americans continued to support US assistance to Ukraine, both economically and with military equipment. But as the fighting drags into winter, the overall US public is now divided on whether the United States should support Ukraine as long as it takes or if it should urge Kyiv to settle for peace as soon as possible.

## Key Findings

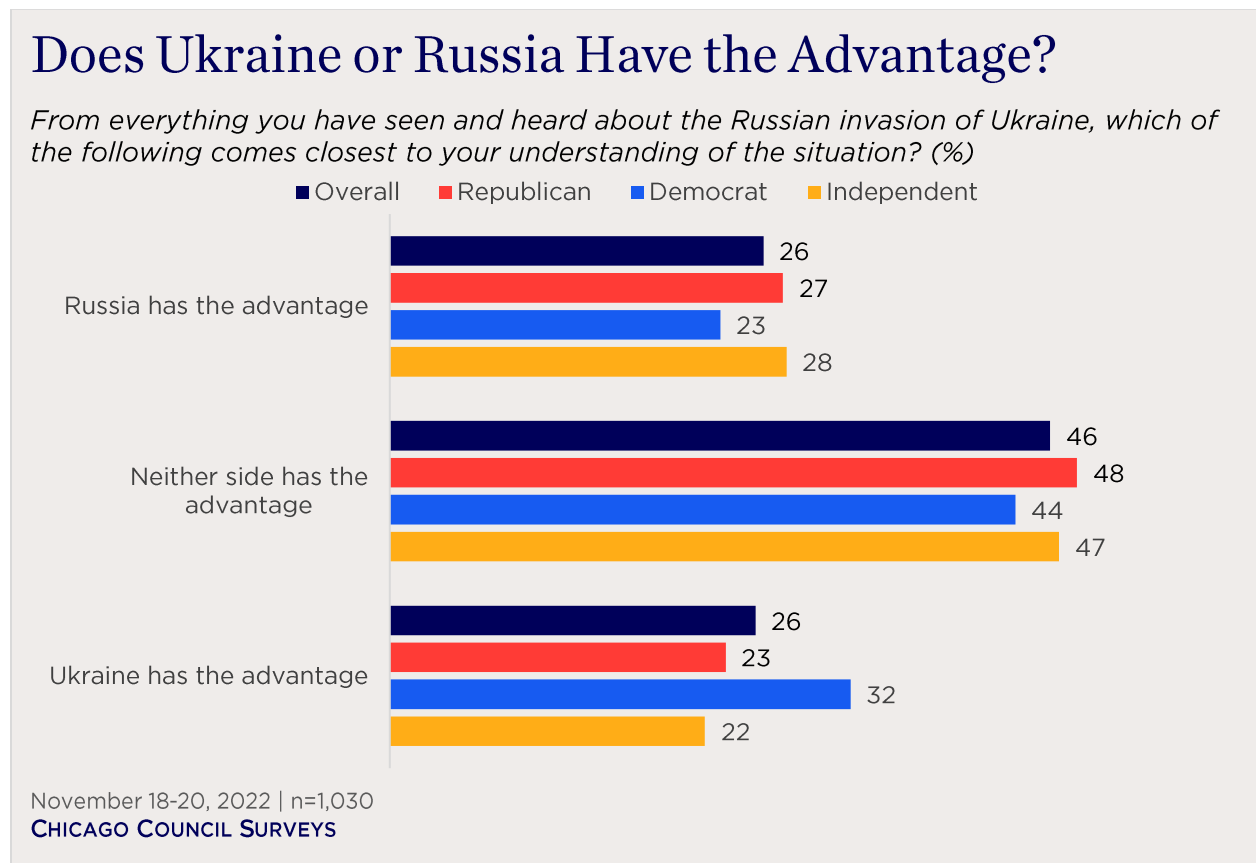
- An equal percentage of Americans say Russia (26%) and Ukraine (26%) has the advantage in the current conflict. But a plurality (46%) believes that neither country has the advantage.
- Solid majorities of Americans continue to support supplying Ukraine with arms (65%) and economic aid (66%), accepting Ukrainian refugees (73%), and sanctioning Russia (75%).
- A plurality believes the United States should maintain its current level of support for Ukraine indefinitely (40%). Nearly three in 10 each say that the United States should intervene militarily to tip the advantage to Ukraine and end the war as soon as possible (27%) or that the United States should gradually withdraw support for Ukraine (29%).
- Separately, Americans are now closely divided on whether Washington should support Ukraine "as long as it takes" (48%, down from 58% in July 2022) or whether Washington should urge Ukraine to settle for peace as soon as possible (47%, up from 38% in July).

- Perceptions of who is winning have a great bearing on support for Kyiv.

### Neither Ukraine nor Russia Seen as Having the Advantage

At the recent NATO summit of foreign ministers in Bucharest, NATO chief Jens Stoltenberg said Ukraine could expect further Russian attacks because [“Russia is failing on the battlefield.”](#) Ukrainian counteroffensives put Moscow on the back foot in some areas of the country.

But Americans are not so sure that Russia is failing. The Chicago Council survey shows that as many Americans think Russia has the advantage in the current conflict as think Ukraine does (26% each). Democrats are more likely to say Ukraine has the advantage (32%, compared to 23% of Republicans and 22% of Independents). But an overall plurality (46%) believes that neither Ukraine nor Russia has the advantage.<sup>1</sup>



<sup>1</sup> These results contradict [University of Maryland](#) October survey results that found 48 percent of Americans thought Russia was failing. When asked about Ukraine, 43 percent responded that Ukraine was succeeding. But neither question on that poll included a third option, that neither side has the advantage, like middle option like the Council survey.

There are some hints that media sources could affect these views. For example, 26 percent of Americans who trust Fox News the most for accurate information say Ukraine has the advantage, compared to relatively higher percentages of those who most trust MSNBC (48% say Ukraine has the advantage), NBC (36%), public television (33%), and CNN (32%).<sup>2</sup>

Perceptions of who is winning versus losing are important because they have a bearing on support for various policies. In an October [University of Maryland](#) poll, Americans who thought Ukraine was succeeding and Russia was losing were more willing to pay higher energy prices and tolerate increased inflation. There are similar relationships in the Council survey, as the following analysis illustrates.

### Public Supports Existing US Policies on Ukraine

In addition to the \$400 million defense package, US Secretary of State Antony Blinken announced [\\$53 million in assistance](#) to support Ukraine's electrical system to help it recover from Russia's bombardment of the country's energy grid. Americans favor continued assistance to Ukraine, with majority support for supplying the country with arms (65%) and economic aid (66%), accepting its refugees (73%), and sanctioning Russia (75%).

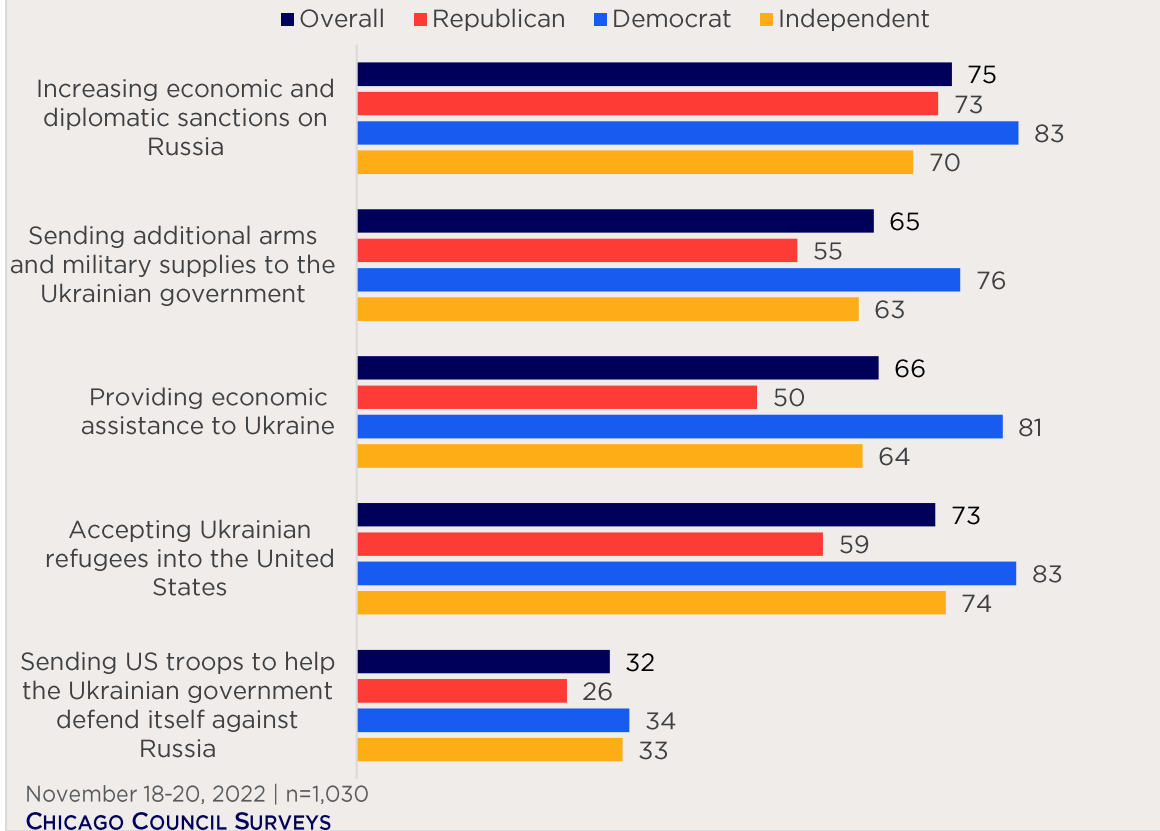
But, Republican support for aid to Ukraine has declined notably over the course of the year. A smaller majority of Republicans now support the United States giving military aid (55%, down from 68% in July and 80% in March) and economic assistance (50%, down from 64% in July and 74% in March). Meanwhile, Democratic and Independent support for these policies has shown relatively little decline since March. One-third of Americans overall support sending US troops to Ukraine (32%, down from 38% in July) (see Appendix Figures A-E).

---

<sup>2</sup> The subsample sizes for these results about trust in media are fairly small. Therefore, these results are merely suggestive of patterns in the data.

# US Policy on Ukraine-Russia

*In response to the situation involving Russia and Ukraine would you support or oppose the United States: (% support)*



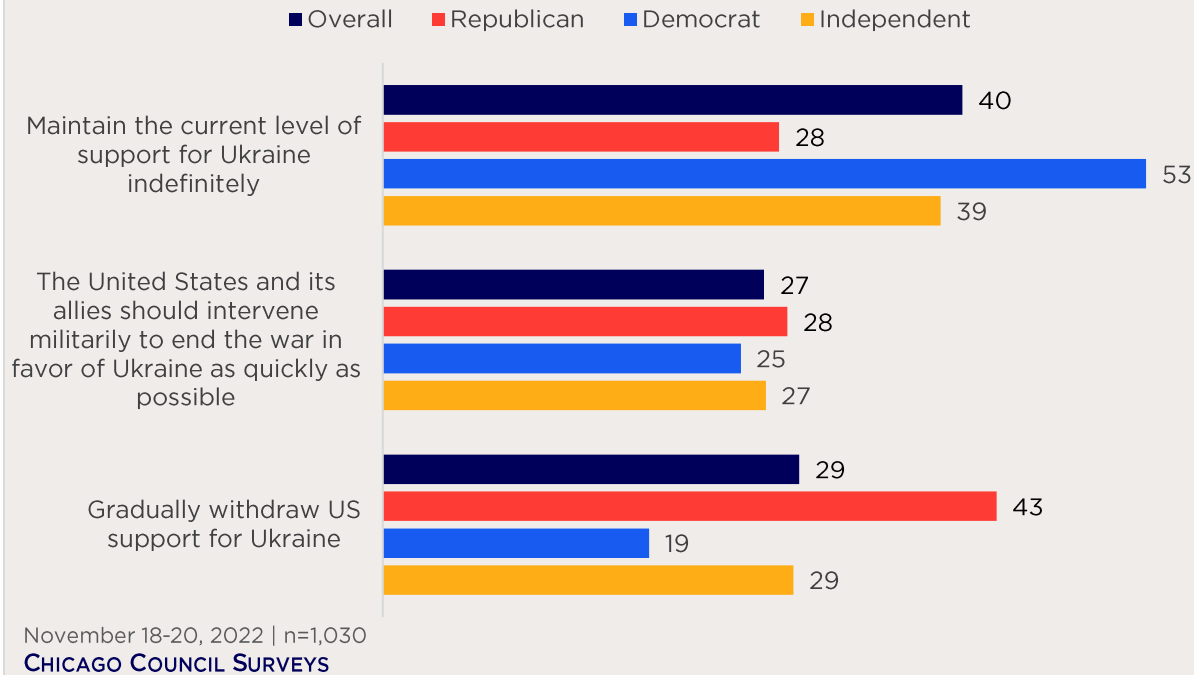
Those who sense that Ukraine has the advantage in the war support each of these policies at above average levels, with the exception of sending US troops to help Ukraine defend itself. Those who sense that Russia has the advantage are slightly more likely (36%) to support sending troops than those who think Ukraine (30%) or neither side (32%) has the edge in the conflict.

## Americans Divide Along Party Lines on Approach to Ukraine Conflict

The Chicago Council survey tested American tolerance for continued support for Ukraine in various questions. When asked whether the United States should support Ukraine at current levels indefinitely, intervene militarily to decisively end the war, or gradually withdraw US support for Ukraine, a plurality prefers to continue the current levels of support indefinitely (40%). This is also the preferred approach for a narrow majority of Democrats (53%) and a plurality of Independents (39%). Republicans tend to prefer to gradually withdraw US support (43%).

# Preferred US Policy Toward Ukraine

Which of the following would you prefer when it comes to US policy toward Ukraine? (%)



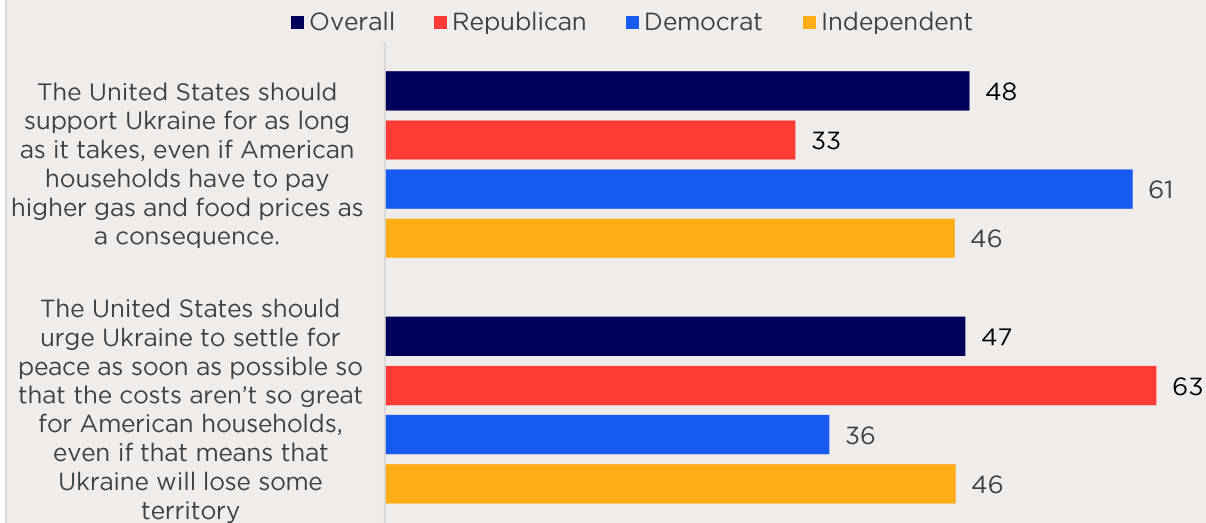
Besides partisan identification, perceptions on who is thought to be winning the war are a key factor in these responses. A majority of those who think Ukraine has the advantage say the United States should continue the current level of assistance indefinitely (56%). On the other hand, those who think Russia has the advantage are more likely than others to prefer that the United States gradually withdraw its support for Ukraine (36%) or intervene militarily to bring the war to an end (33%).

## Fewer Say United States Should Support Ukraine “As Long As It Takes”

A separate question asked in July and November finds that Americans are now divided over whether the United States should support Ukraine for as long as it takes or urge Kyiv to settle for peace. Half now (48%)—compared to 58 percent in July—say the United States should support Ukraine for as long as it takes, even if American households have to pay higher gas and food prices as a consequence. A similar proportion, 47 percent—up from 38 percent in July—say the United States should urge Ukraine to settle for peace as soon as possible so the costs aren’t so great for American households, even if that means Ukraine will lose some territory (Appendix Figure F).

# US Policy on Ukraine-Russia

Which of the following statements comes closest to your view? (%)



November 18-20, 2022 | n=1,030  
CHICAGO COUNCIL SURVEYS

Last July, the data revealed sharp partisan divisions on this question, with Republicans more split than Democrats in support (see Appendix Figure G). In the November reading, six in 10 Democrats (61%) continue to favor supporting Ukraine even at cost to the United States, down from seven in 10 last July (69%). Republican opinion, however, has shifted more dramatically. Today, only a third of Republicans (33%) say the United States should back Ukraine for as long as it takes, down from 50 percent this summer. Instead, a majority of Republicans favor pushing Ukraine to settle for peace to reduce costs to American households (63%, up from 46% in July 2022).

Corroborating the patterns above, a large majority of those who think Ukraine has the advantage in the current conflict say the United States should support Ukraine for as long as it takes (71% vs. 48% overall). By contrast, a majority of those who think Russia has the advantage think the United States should pressure Ukraine to settle for peace as soon as possible (60% vs. 47% overall).

## Conclusion

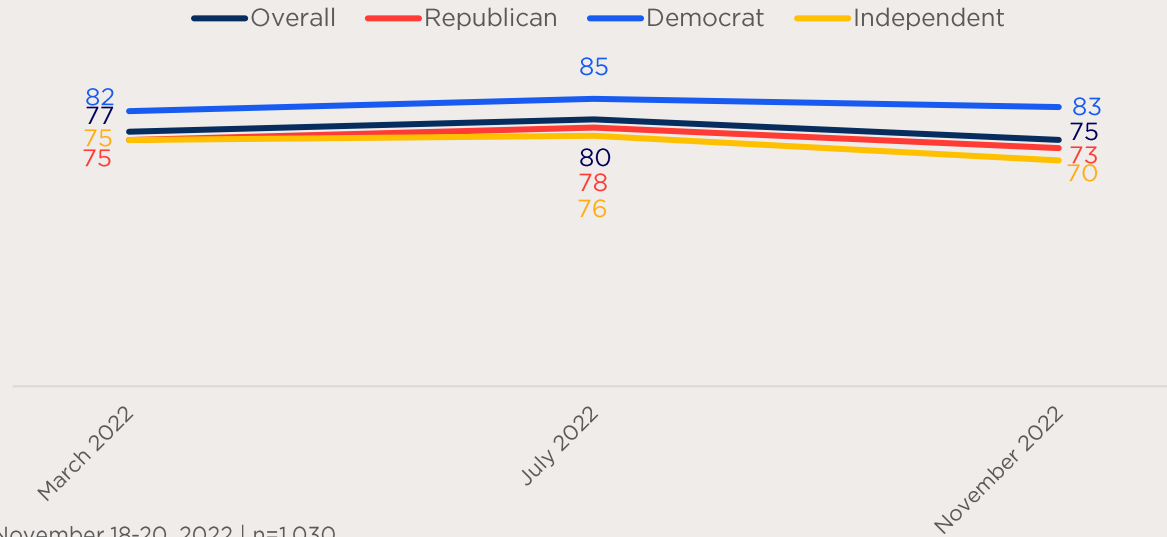
While Americans are divided on supporting Ukraine for as long as it takes, support for the current US policies of assisting Kyiv economically and militarily is still solid. The influence of perceptions of which side is being successful on the battlefield illustrates the important role that media spin can

play in affecting public views about the situation on the ground and, in turn, on continued backing for US support to Ukraine.

## Appendix

### Figure A. Support for Sanctions on Russia

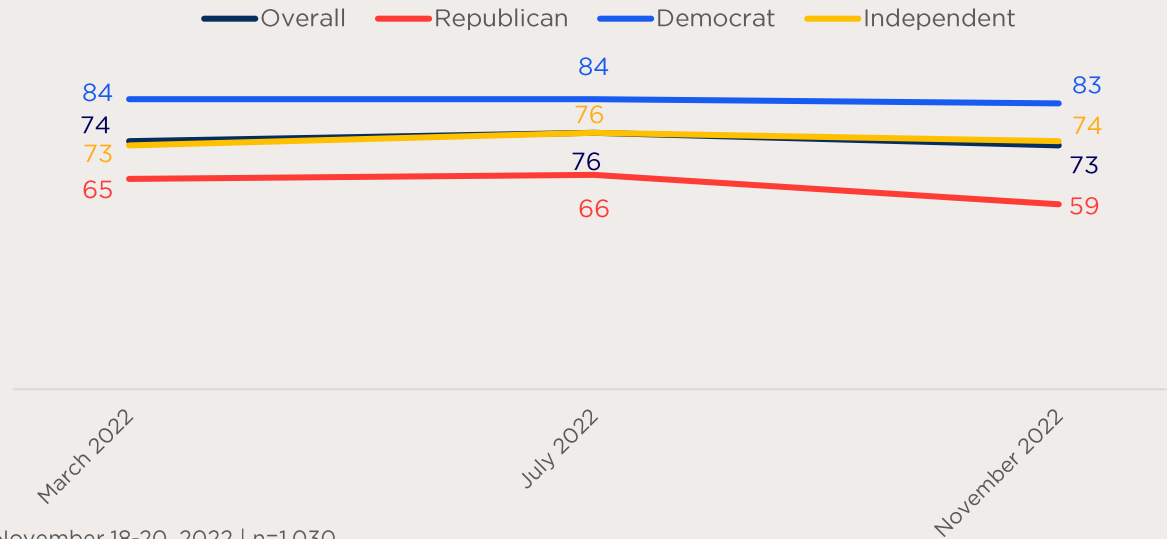
*In response to the situation involving Russia and Ukraine would you support or oppose the United States: Increasing economic and diplomatic sanctions on Russia (% support)*



November 18-20, 2022 | n=1,030  
**CHICAGO COUNCIL SURVEYS**

## Figure B. Support for Accepting Ukrainian Refugees

In response to the situation involving Russia and Ukraine would you support or oppose the United States: Accepting Ukrainian refugees into the United States (% support)

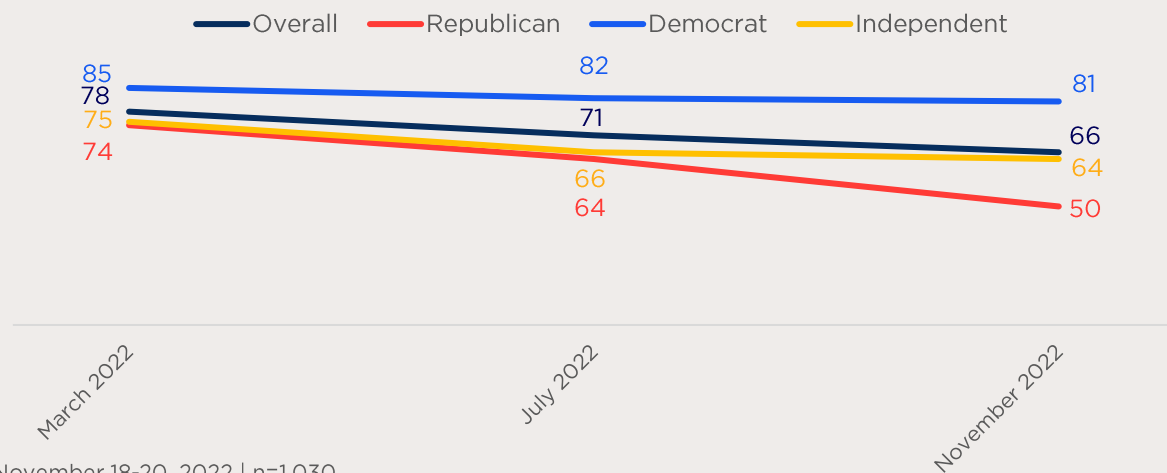


November 18-20, 2022 | n=1,030

CHICAGO COUNCIL SURVEYS

## Figure C. Support for Economic Assistance to Ukraine

In response to the situation involving Russia and Ukraine would you support or oppose the United States: Providing economic assistance to Ukraine (% support)



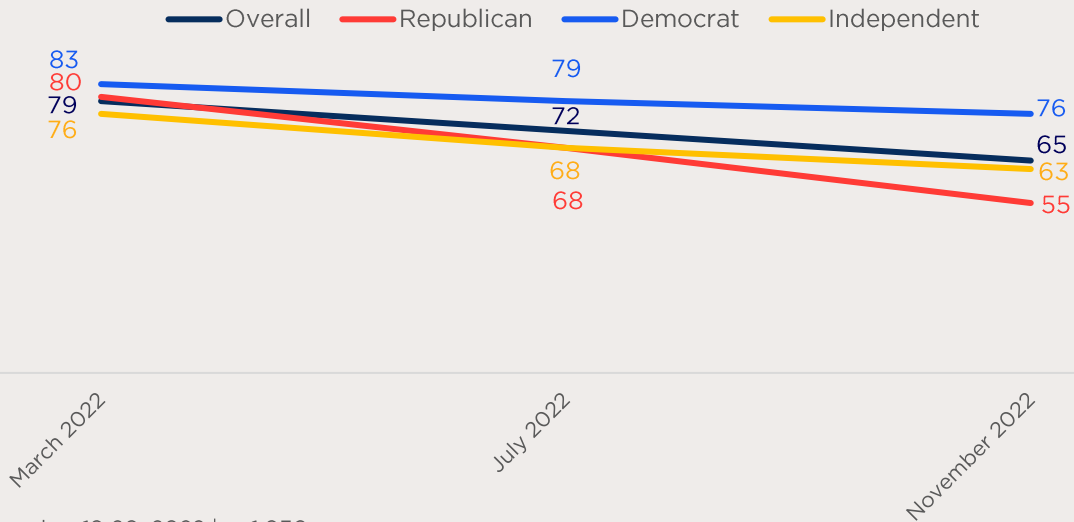
November 18-20, 2022 | n=1,030

CHICAGO COUNCIL SURVEYS



## Figure D. Support for Sending Arms to Ukraine

*In response to the situation involving Russia and Ukraine would you support or oppose the United States: Sending additional arms and military supplies to the Ukrainian government (% support)*

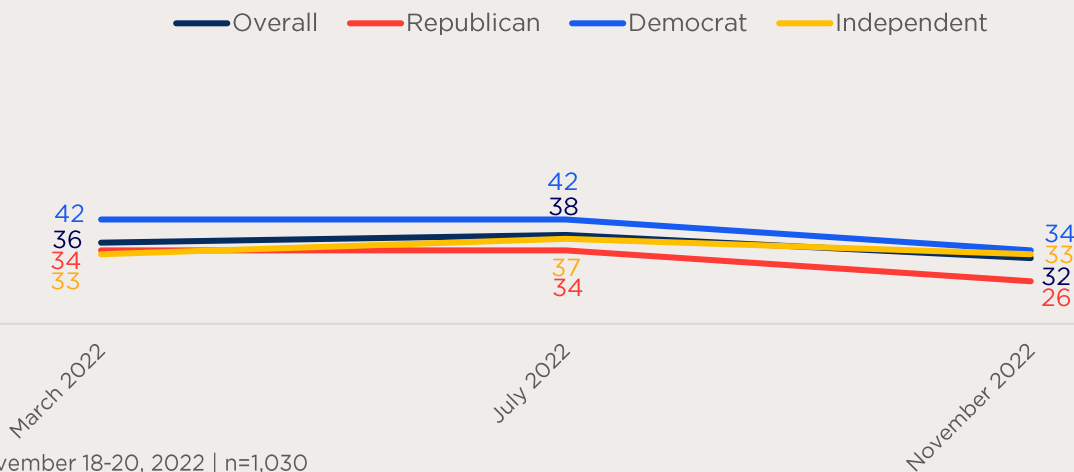


November 18-20, 2022 | n=1,030

CHICAGO COUNCIL SURVEYS

## Figure E. Support for Sending US Troops to Ukraine

*In response to the situation involving Russia and Ukraine would you support or oppose the United States: Sending US troops to Ukraine to help the Ukrainian government defend itself against Russia (% support)*

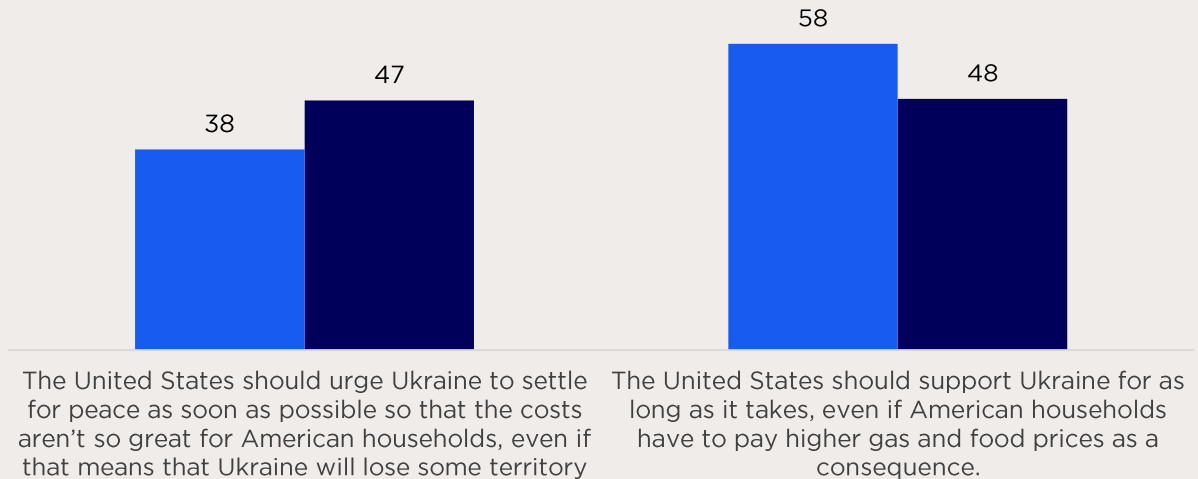


November 18-20, 2022 | n=1,030

## Figure F. US Policy on Ukraine-Russia

Which of the following statements comes closest to your view? (%)

■ November 2022 ■ July 2022

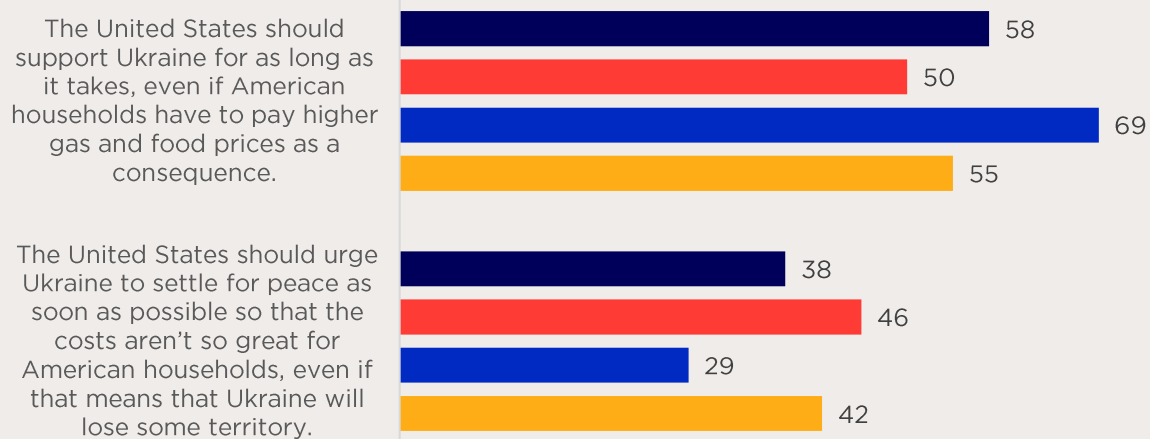


November 18-20, 2022 | n=1,030  
CHICAGO COUNCIL SURVEYS

## Figure G. Willingness to Endure Costs for Ukraine

Which of the following comes closest to your view: (%)

■ Overall ■ Republican ■ Democrat ■ Independent



July 15-August 1, 2022 | n = 3,106  
CHICAGO COUNCIL SURVEYS

## Methodology

This analysis is based on data from a survey conducted November 18-20, 2022, by Ipsos using its large-scale nationwide online research panel, KnowledgePanel, among a weighted national sample of 1,030 adults 18 or older living in all 50 US states and the District of Columbia. The margin of sampling error for the full sample is +/- 3.1 percentage points. The margin of error is higher for partisan subgroups or for partial-sample items.

Partisan identification is based on how respondents answered a standard partisan self-identification question: “Generally speaking, do you think of yourself as a Republican, a Democrat, an Independent, or something else?”

This work is made possible by the generous support of the Carnegie Corporation of New York.

## About the Chicago Council on Global Affairs

Founded in 1922, the Chicago Council on Global Affairs is a nonpartisan, nonprofit organization dedicated to increasing knowledge and engagement in global affairs. Our in-depth analysis and expert-led research influence policy conversations and inform the insights we share with our growing community. Through accessible content and open dialogue of diverse, fact-based perspectives, we empower more people to help shape our global future. Learn more at [thechicagocouncil.org](https://thechicagocouncil.org).

## About the Lester Crown Center on US Foreign Policy

Established in 2018 with a transformative gift from the Crown Family, the Lester Crown Center on US Foreign Policy is driven by the belief that the public plays a critical role in determining the direction of US foreign policy and that an informed and engaged public is critical for effective policymaking. The centerpiece of the Lester Crown Center is its annual survey of American public opinion and US foreign policy, the Chicago Council Survey, which has been conducted since 1974. For the latest research from the Crown Center, follow [@ChiCouncilFP](https://twitter.com/ChiCouncilFP).