

Green Zone Two-Person Worksheet

A worksheet for two children to fill out together to help them find common ground in conversation.

Joel Shaul, LCSW



Have kids face each other across a table, rather than side by side.

Have them work simultaneously rather than taking turns.

When students find matching interests, they write this match in the middle.

Have the kids talk about their shared interests.

Person One: _____ Green Zone 2-person worksheet Person Two: _____

HAVE THE FIRST CHILD SIT OVER HERE, FACING TOWARDS THE SECOND CHILD


PLACE THE SECOND CHILD OVER HERE, FACING TOWARDS THE FIRST CHILD

Write down here some things YOU like to talk about.

When you find some things you BOTH like, write them here. Talk about these things together. Now you are in the GREEN ZONE.

Write down here some things YOU like to talk about.

This sheet is useful to keep nearby to help children with words to use for questions, compliments and comments.



Question/Compliment/Comment Helper Page

USE THIS AS A VISUAL PROMPT AS NEEDED IN CONVERSATION PRACTICE AND ROLE-PLAYS

QUESTIONS

Do you like... What is your favorite...
What do you think about... Where...
How did you... When did you...

COMPLIMENTS

Cool Awesome Interesting
I like how you... You're good at...
You know a lot about... I like your...

COMMENTS

Tell me something about...
I noticed you seem to like...
I'm wondering about your...
You said something about...

Use Green Zone Worksheets together with these other Green Zone resources

Green Zone Picture Cards – two sets of matching cards to help kids find their common interests.

<https://bit.ly/37AF0qI>



Green Zone Mat – DIY project – details on how to make your own:

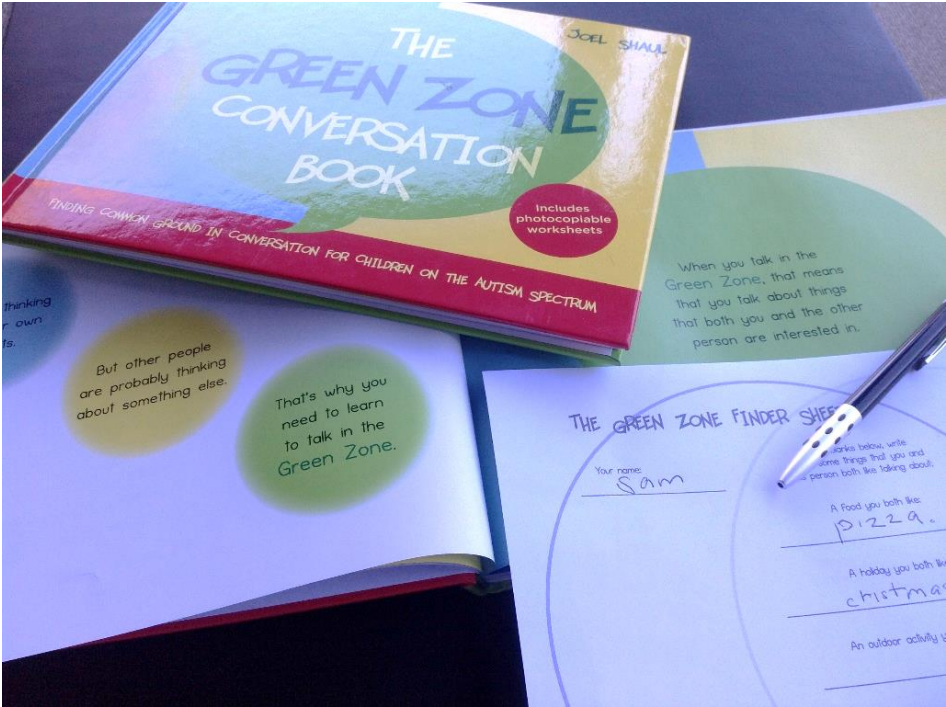
<https://bit.ly/39MfH6k>



Green Zone Picture Cards – two sets of matching cards to help kids find their common interests

If you find these methods useful, check out my book, *The Green Zone Conversation Book* (Jessica Kingsley Publishers, 2014)

<https://amzn.to/38Gnmnm>



First person: _____


Second person: _____

Green Zone Two-Person Worksheet

When you find some things you both like to talk about, write them here. Now you are in the **GREEN ZONE.**



Write some things you like to talk about.



Write some things you like to talk about.

Question/Compliment/Comment Helper Page

USE THIS AS A VISUAL PROMPT AS NEEDED IN CONVERSATION PRACTICE AND ROLE PLAYS

QUESTIONS

Do you like...

What is your favorite...

What do you think about...

Where...

How did you...

When did you...

COMPLIMENTS

Cool

Awesome

Interesting

I like how you...

You're good at...

You know a lot about...

I like your...

FRIENDLY COMMENTS

Tell me something about ...

I noticed you seem to like...

I'm wondering about your...

You said something about...