

HOBBITCON⁰³



Deploying Palantir Gotham in New Orleans

Sarah Schirmer

Performance Management and Policy Lead
Innovation Delivery Team
Office of Mayor Mitch Landrieu





Murder in New Orleans

Murder is a critical and persistent issue in New Orleans

- National Murder Rate: 4.8 per 100,000
- Similar Sized Cities Murder Rate: 11.8 per 100,000
- 2012 New Orleans Murder Rate: **52.3 per 100,000**

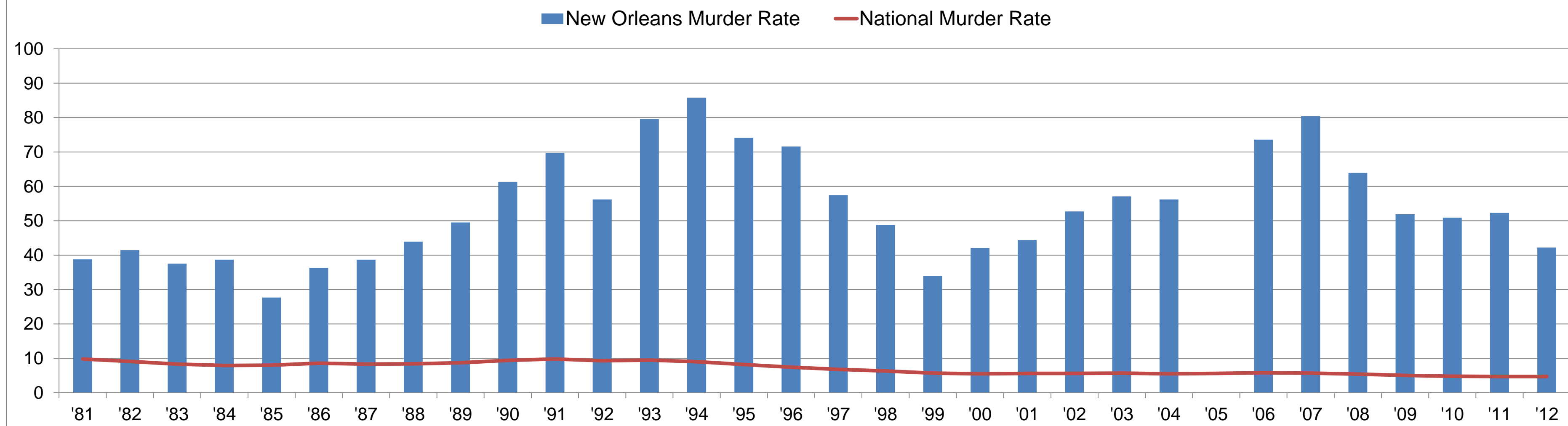
Culture of violence

Young kids victimized by beefs and gang retaliation

- 7 victims under 10 years old since 2010



National and Local Murder Rate, 1981-2012



Source: FBI Uniform Crime Reports; New Orleans did not submit 2005 data to the FBI due to Hurricane Katrina





Building Analytic Capacity

Lack of analytic capacity and resources in the Mayor's Office and NOPD

Public safety data systems:

- Not integrated
- Changes have been inconsistent across agencies
- No system-wide retention or reconciliation policies
- Systems used as repositories of information rather than informing research and practice





Integrated Data Sources

Public Safety Sources

- NOPD
 - Calls for Service (CAD)
 - Electronic Police Reports (EPR)
 - Field Information Cards (FIC)
 - Case Management System (to come)
- Parole and Probation Records for Orleans Parish and surrounding Parishes
- Sheriff's Office Arrest and Booking Records
- Group and Gang Database

Open Data Sources

- Schools, parks, libraries
- Liquor stores
- Map layers (police, fire, and council districts, historic districts, city parks, statistical areas)
- Streetlights





Using Data to Reduce Murder

Focus on People and Places

- Five neighborhoods with largest share of violent activity
- Victims and perpetrators are overwhelmingly young, African American, male, undereducated, and underemployed

Better Understand Modality

- 90% of murders are gun-involved
- 75% occur in a public space
- 78% are attributed to feud/retaliations, drugs, or an argument
- Groups and gangs are responsible for a large portion





Murders are
geographically
persistent
over 3 years



NOLA FOR LIFE

NOLA FOR LIFE: A Comprehensive Murder Reduction Strategy

- Multi-jurisdictional effort: city agencies, local, state and federal law enforcement, public safety agencies, community partners, service providers, researchers, universities, national experts

5 Pillars:

- Stop the Shooting
- Invest in Prevention
- Promote Jobs & Opportunity
- Improve the NOPD
- Get Involved & Rebuild Neighborhoods





Multi-Agency Gang Unit

Established in November 2012

- Made up of: NOPD, District Attorney's Office, Sheriff's Office, Louisiana State Police, Parole Board, US Attorney's Office, FBI, ATF, DEA, US Marshal's Service, US Probation & Parole
- Uses racketeering (RICO) indictments to hold the most violent gangs accountable for the murders and shootings their members commit
- 8 gangs and 83 gang members indicted Nov 2012- Mar 2014
- A similar multi-agency gang unit is being replicated in Philadelphia and Peoria as a best practice

Multi-Agency Gang Unit Investigation Leads to the Most Sweeping Street Gang Indictment in the History of New Orleans

MAY 09, 2013

NEW ORLEANS, LA--Following an intensive and long term investigation by the Multi-Agency Gang (MAG) Unit, the Orleans Parish District Attorney's office obtained a sweeping fifty-one count racketeering indictment against fifteen defendants on Wednesday. In what is believed to be the broadest street gang indictment in the history of New Orleans, the DA's office indicted members of the 110'ers gang in a litany of violent crimes including ten murders – among these the murder of Brianna Allen. Additionally, the racketeering indictment lists four other murders as “overt acts” in furtherance of the gang's criminal enterprise.





Multi-Agency Gang Unit

A new way of working

The Times-Picayune

New Orleans uber-gang linked to little Briana Allen's murder during birthday party

110'ers:
15 people
indicted

The Times-Picayune

Feds indict 9 in Mother's Day gang shooting, other crimes



Frenchmen
and Derbigny:
9 people
indicted



The Times-Picayune

Briana Allen's relatives charged by feds in drug, weapons conspiracy

Allen
Family:
7 people
indicted





Palantir Focuses Resources

Deploying limited resources where they will make the most impact

- CeaseFire Hospital Crisis Intervention Team – Target community outreach to hot spots
- Department of Public Works – Repair streetlight outages
- Fire Department – Increase presence around schools in violent areas
- Health Department – Identify schools with high-risk populations for prevention initiatives
- Innovation Delivery Team – Analyze murder victim wound locations
- Law Department – Enforce alcohol beverage outlet (ABO) violations
- Mayor’s Office – Locate neighborhood cleanup sites
- NOPD – Social network analysis, identify gang involvement in murders and shootings, and more





Challenges and Lessons

Challenges in the Public Sector

- Requires dedicated effort from project managers and public safety agencies
- Data identification, approval for integration, architectural issues
- Stakeholder and end user adoption

Lessons From a Project Manager

- Use your Palantir engineers!
- Palantir helps users imagine how they can use the tool and provides the common language between technology and practitioner or policy work
- On-site interest and adoption can be increased by replicating and expediting real world work flows
- Demonstrate demonstrate demonstrate





Combating Crime in NOLA with Palantir

Jeff Asher

Intelligence Analyst
Multi-Agency Gang Unit
New Orleans Police Department





Palantir as a Force Multiplier

Substantial applications of Palantir all along the tactical to strategic spectrum

Used to support:

- Criminal investigations
- Racketeering indictments
- Strategic homicide-reduction strategies

Employ multiple secure data sources:

- Jail calls & phone data
- Gang affiliations and violent activity
- Crime Lab Data
 - Ballistics Analysis
- Social Media





Criminal Investigations

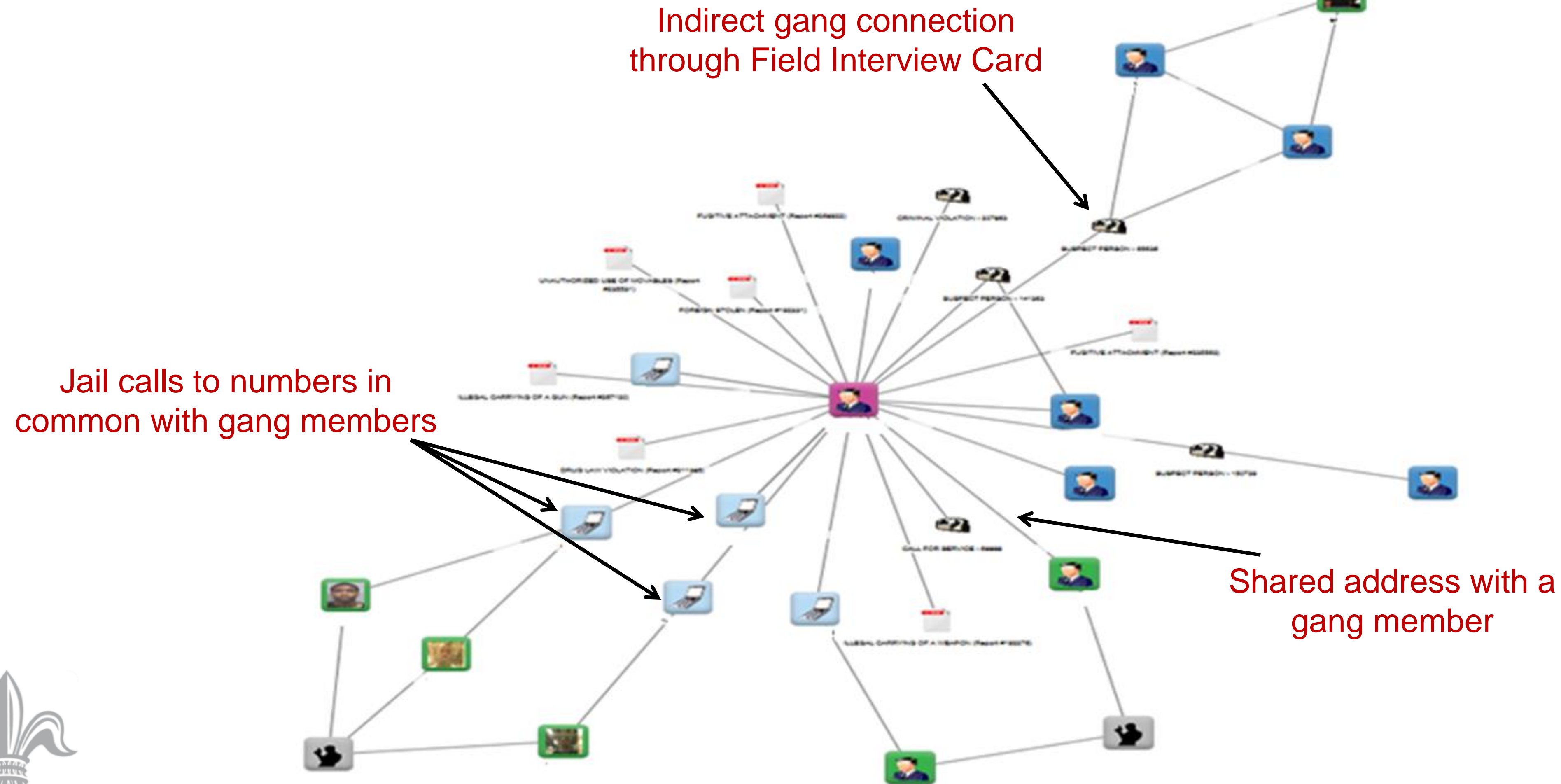
Social network analysis in Palantir has become integral part of investigative process

- In 2013, New Orleans averaged 1.3 shootings per day (.45 homicides per day)
- Each day, social network analyses of victims and suspects in recent shootings and homicides are delivered to NOPD leadership, NOPD detectives, and interested Federal partners
- Ad hoc social network analysis charts provided to interested detectives to support and help solve specific investigations





Identifying Connections Through Social Network Analysis





Strategic Support

Palantir used to create sophisticated baseline analyses of NOLA's gangs

- Firmly establishes gangs as “criminal enterprises” to assist in the indictment process
- Identify associates of gang members who were not classified in the gang audit, but who have a history of offending with known gang members
- Clearly establish gang territory and visually highlight possible feuds





Identifying Homicide Risk Through Social Network Analysis

- Research in Chicago shows up to 40% of homicide victims are criminally involved with someone who has been involved in a shooting
- Social network analysis of 2011-2013 fatal & non-fatal shooting victims in New Orleans creates a community of highest risk individuals
- We can identify 35-50% of shooting victims from a population of 3,800 citizens (1% of total city population)
 - Called the NOLA Model
- Identifying predictive murder victim characteristics will help reduce the size of the target population and maximize the efficiency of resource allocation
 - Predictive power will be the greatest among the high risk population with recent criminal histories

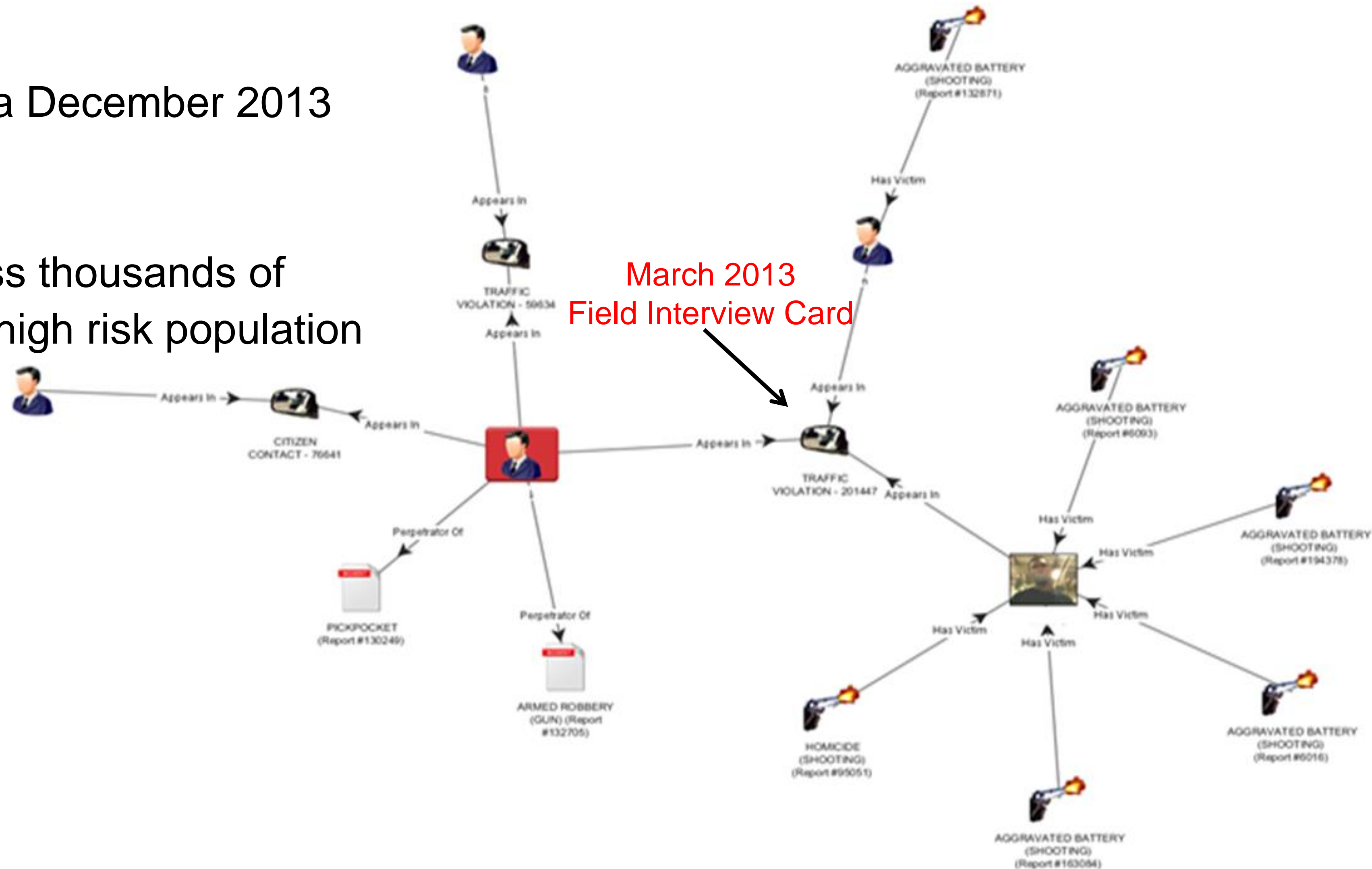




Identifying High Risk Victims Through Social Network Analysis

Social Network of a December 2013 Homicide Victim

...Repeat process thousands of times to identify high risk population





High Risk Population Breakdown

	New Orleans Population	High Risk Population	High Risk Population w/ Recent Criminal History	High Risk Population w/ Recent Criminal History Age 19-31	Non-High Risk Population
Population	378,000*	3,941	2,496	2,094	374,059
% of NOLA Population	100%	1%	0.66%	0.5%	99%
2014 Fatal Shooting Victims	30	14	12	11	16
Fatal Shooting Rate Per 100,000	32	1,420	1,923	2,101	17





Scoring 2014 Murders

Incidents as of 4/01/2014

	Total	NOLA Model	Other	Percent Identified
Homicide Incident by Shooting	27	16	11	59%
Aggravated Battery by Shooting	73	27	46	37%
Aggravated Assault w/Gunfire	14	6	8	43%
Total Incidents	114	49	65	43%





From Analysis to Intervention

Mayor's Office and NOLA FOR LIFE team are developing innovative strategies for putting the NOLA Model into action, and using it to inform our prevention, intervention, and rehabilitation approaches

- Engaging program partners
- Narrowing the list through three steps:
 - Selecting individuals with the highest predictors of violence (age, criminal history, gang affiliation)
 - Identifying individuals who are already engaged through other NOLA FOR LIFE programming
 - Identifying indicators that will suggest whether law enforcement intervention or social service prevention (or a combination) is more appropriate





Innovative Solutions

What We've Done So Far:

- 20% reduction in murders and 14% reduction in non-fatal shootings
- Lowest number of murders in nearly 30 years
- Murder rate has dropped to 42.3 per 100,000

Where We Want to Go Next:

- Create a dashboard that aggregates Street Gang Unit tactical activity
- Identify most violent gangs in real time
- Manage gang and other real-time intelligence
- Track homicide cases as they progress through case processing
- Identify returning citizens before release who are at highest risk for violence and connect them to reentry services
- NOLAytics





Contact Info

Sarah Schirmer



Jeff Asher

