

How to Use The Beacon™



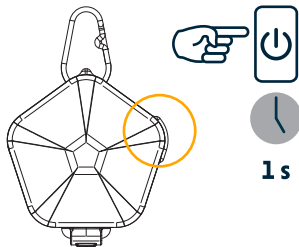
The Beacon safety light helps extend your adventures into the predawn hours before sunrise and the evening post-sunset glow by helping your furry trail companion stay seen.

Waterproof and USB-rechargeable, The Beacon offers three LED color options and three light modes.

POWER AND COLOR/LIGHT MODES

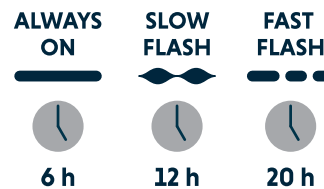
TURN ON/OFF

Hold down the power button for 1 second.



CHANGE COLORS AND LIGHT MODES

Press the power button to cycle through the colors and modes.

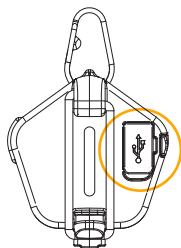


3 Light Modes for Each Color
Run times on a full charge vary for each mode.



Low Battery Indicator
The Beacon will go into Red Fast Flash mode and last for 1 more hour.

USB CHARGING



Charge The Beacon via the micro USB port on the back. A 15 cm micro USB charging cable is included.



Charging
Red LED will illuminate. Charge time is up to 1.5 hours.



Charging Complete
Green LED will illuminate.

GOOD TO KNOW



WATERPROOF

Rated to IPX7 – global standard for waterproof to 1 meter of water for 30 minutes



CE COMPLIANT

Compliant for lack of communication interference



ROHS COMPLIANT

Compliant for lack of heavy metals

- The Beacon powers on to the last color/mode it was set to
- If the silicone dust cover for the USB charging port comes off, The Beacon is still waterproof to IPX7
- Translucent shell exudes light in all directions
- Attach to collar, webbing, or light loop using the Quick Ring™ on the top or the Quick Clip™ wire gate on the back
- At end of life, The Beacon can be recycled at an electronics recycling center
- Made in China