

# The Future of Mobile 5G Radio Networks and Why Dell EMC is Looking Ahead

## Tech Note by

Matt Ogle  
Andy Butcher

## Summary

Communication service providers are envisioning increased demand for mobile services including media and content delivery, mobile gaming, virtual reality and connected vehicles. To satisfy this emerging demand, the buildout of a 5G cellular infrastructure has commenced.

This tech note explores how computing platforms could have an integral impact on the future framework of the mobile 5G cellular infrastructure, as well as how the confluence of FPGA accelerator technologies within Edge servers would enhance computing performance to support these radio network workloads.

## The Transition from 4G to 5G

With mobile technology often substituting as the modern day primary computing resource, the demand for increased mobile services has propelled mobile providers to recognize that 4G LTE mobile infrastructure is no longer adequate. A traditional 4G LTE radio access network diagram is shown below in Figure 1. At the heart of this is the baseband unit (BBU), which provides the backhaul interface to the mobile network core and the front haul interface to the remote radio head (RRH).

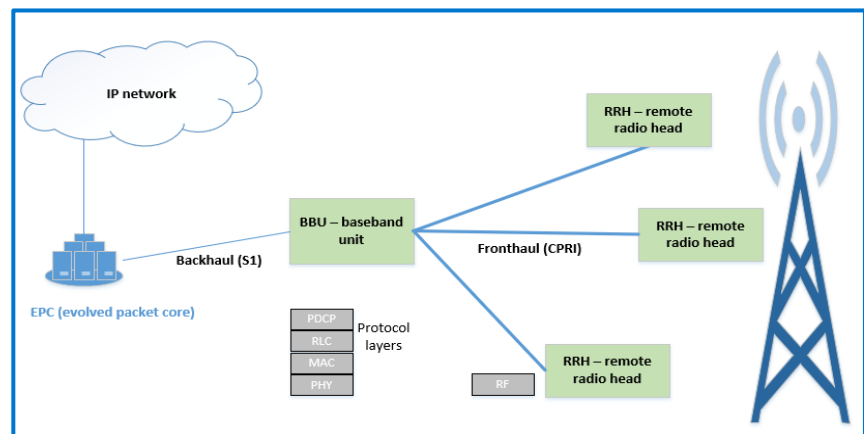


Figure 1: Traditional 4G LTE radio access network infrastructure

One of the obstacles to widespread deployment of new wireless networks is the potential cost of customized equipment. Instead of utilizing standard IT equipment, such as servers or switches, functions in these networks have traditionally been performed by purpose-built devices. Using these proprietary components eliminates a simplified path to increasing performance at a fluid and scalable trajectory.

These insights served as a catalyst to the NFV (Network Functions Virtualization) movement. The goal of NFV is to standardize the telecommunications network infrastructure by steadily introducing an ecosystem of server technology. One of several visions of NFV is to implement the BBU functions using servers. As seen in Figure 2, a C-RAN (Centralized Radio Access Network) can use a Centralized Unit (CU) and distributed Units (DU) for baseband processing.

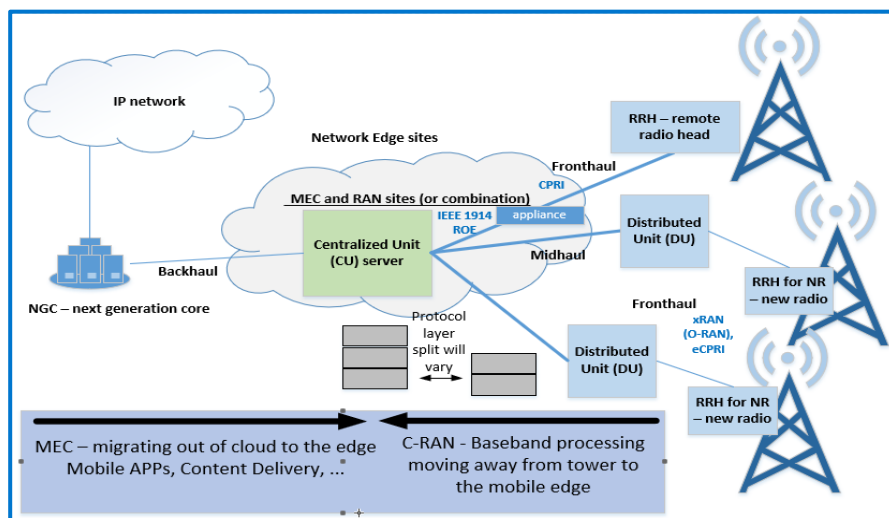


Figure 2: Design concept for 5G; substituting the BBU with C-RAN, composed of a CU (centralized unit) server and multiple DUs (distributed units)

## Technical Value Propositions of NFV

Transitioning from a traditional infrastructure to C-RAN would lower the total cost of ownership, improve system capacity utilization, and offer a path to performance improvement at the cell edge. Detailed value propositions explaining the primary design and use case variances between Figures 1 and 2 are listed below:

1. The protocol stack implemented by the BBU can be split in different ways between a Centralized Unit (CU) and a Distributed Unit (DU), with different implications and tradeoffs for bandwidth and latency. By moving the Physical (PHY) layer to a DU, bandwidth on the front haul is greatly relieved compared to the Common Public Radio Interference (CPRI) implementation which entails sending time domain radio samples over the interface.
2. Because of the various possibilities in splitting the protocol between the CU and DU, emerging standards are evolving to define the new front haul interface. The standard defined by the xRAN consortium, absorbed into the ORAN Alliance, is one example.
3. New 5G technology will coexist with 4G LTE radio devices. In places where CPRI is perpetuated with legacy equipment, controllers for these locations will be co-located with controllers for the new technology. One benefit of servers handling this workload is that the same equipment can handle either scenario with different software.
4. The development of these centralized sites will provide a means for deployment of Multi-Access Edge Computing (MEC). This will increase the richness and quality of service of the endpoint use cases already cited.

5. C-RAN enables Coordinated Multipoint Transmission (CoMP); a technique to increase cell edge coverage and throughput through scheduling. By providing connections to several base stations at once, data can be passed through the least-loaded base stations for better resource utilization. On the receiver side, performance can be increased by using several sites to selectively use the best signal, which can change rapidly due to multipath fading. Also, centralizing mobility and traffic management decisions can lead to fewer handoff failures and less network control signaling, which can also be a potential savings with less need for inter-base station networks.

Despite an array of positive trade-offs, the C-RAN model is still slow to evolve as a mainstream implementation. Of prime importance is the quality of service provided by current and future mobile networks, and with the deployment of servers into these networks, predictable computing performance is required. In most cases, software-based solutions that utilize standard CPUs will be adequate. In some cases, the most efficient use of resources to deliver needed bandwidth and latency may require hardware-assisted acceleration. An example of a computing step performed by the BBU was investigated for suitability in an FPGA (field programmable gate array) peripheral. In house testing at Dell EMC was conducted to quantify the performance gains when using FPGA accelerators for turbo offloads, as shown below:

## Performance Gains When Using FPGA for Turbo Offload

Intel's FlexRAN is a software reference solution that implements Layer 1 of the eNodeB function of an LTE network. At Dell EMC, an end-to-end test platform was created using FlexRAN as the basis for the Layer 1 software of a radio equipment controller baseband unit. The system running FlexRAN was a PowerEdge R740 equipped with a predecessor version of the N3000 network card. For the FPGA offload, patches released in versions 19.03 were introduced along with DPDK patches for BBDev. The complete test apparatus is illustrated in Figure 3:

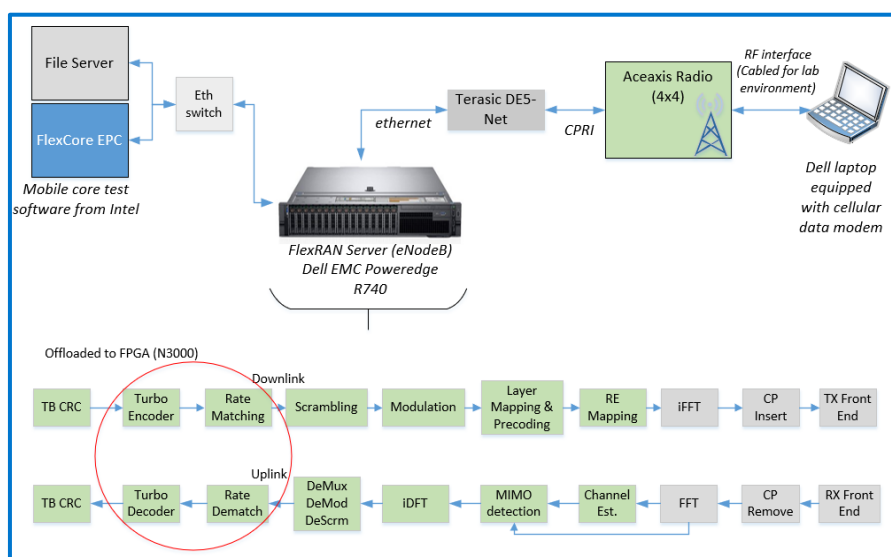


Figure 3: Test apparatus to test CPU utilization with and without offload

As seen in Figure 4, system performance was predictably improved with the FPGA Turbo offload. By enabling system accelerators to perform some of the workload, the CPU experienced nearly half of the cycles required for uplink and downlink layer 1 PHY processing; this implies that the CPU is being utilized twice as much as before. The CPU cycles in the graph were normalized to show the relative quantity used before and after the offload; the exact number of cycles may vary due to several factors; however, it should also be noted that the variation of average to maximum consume cycles in the Turbo Encode operation after the offload was introduced decreased by 86%. The jitter improvement will translate into more predictable latency.

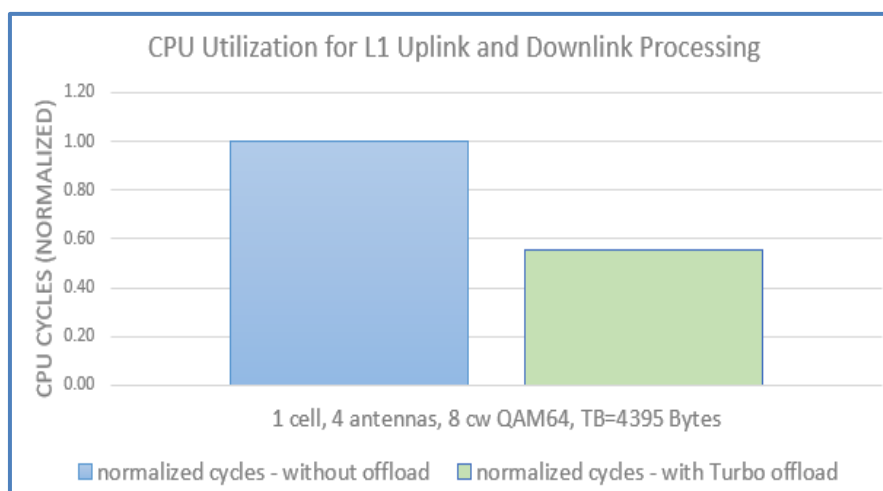


Figure 4: Bar graph demonstrating the improvement of CPU cycles when using FPGA accelerator to offload for various configurations

## Conclusion

As the advancement to 5G progresses, it seems undeniable that the improved cost-effectiveness, scalability, flexibility and eventually, performance, of computing platforms will outweigh the trade-offs incorporated with changing an already immense and established infrastructure. Dell EMC is preparing for this inevitable transition from the traditional proprietary Radio Access network (RAN) infrastructure into a NFV server ecosystem by identifying and exploring the benefits, challenges and use cases associated with implementing computing platforms for mobile 5G radio networks.



**PowerEdge DfD Repository**  
For more technical learning



**Contact Us**  
For feedback and requests



**Follow Us**  
For PowerEdge news