

A Multicenter, Adaptive, Double-blind, Randomized, Placebo-controlled Study to Evaluate the Effect of Fluvoxamine, Ivermectin and Metformin, in Reducing Hospitalization in Patients with Mild COVID-19 and a High Risk for Complications

PROTOCOL

Version: 1.0

Date: 17-Dec-2020

Table of Contents

| | |
|--|------------|
| 1 INTRODUCTION | 1 |
| 1.1 Background..... | 20 |
| 1.2 Transmission..... | 21 |
| 1.3 Clinical Manifestations and Risk Profile | 21 |
| 1.4 Mechanisms of Infectivity | 23 |
| 1.5 Need for COVID-19 Treatment Studies..... | 24 |
| 2 STUDY OBJECTIVES | 25 |
| 2.1 Objectives / Primary Outcome..... | 255 |
| 2.2 Secondary Objectives / Outcomes | 26 |
| 2.3 Exploratory Objectives..... | 27 |
| 3 INVESTIGATIONAL PLAN | 28 |
| 3.1 Study Design | 289 |
| 3.2 Justification of the Study Design | 29 |
| 3.3. Rationale for the Use of Fluvoxamine | 29 |
| 3.3.1 Anti-inflammatory effects via the S1R - IRE route | 29 |
| 3.3.2 Antiviral action through effects on lysosomes, autophagy and / or endocytosis | 30 |
| 3.3.3 Antiviral effects and prevention of organ damage by regulating the ER / UPR stress response | 31 |
| 3.3.4 Antiplatelet effects (common to all SSRIs) | 31 |
| 3.3.5 Elevation of melatonin levels in the body..... | 31 |
| 3.4 Rationale for the Use of Ivermectin..... | 32 |
| 3.5 Rationale for the use of Metformin | 33 |
| 3.6 Justification of Dose / Regimen, Route of Administration and Duration of Treatment.... | 34 |
| 3.6.1 Fluvoxamine | 34 |
| 3.6.2 Ivermectin | 34 |
| 3.6.3 Metformin | 35 |
| 3.7 Justification for the Study..... | 35 |
| 4 RESEARCH PLAN | 377 |
| 4.1 General Study Design | 377 |
| 4.2 Duration of Participation in the Study..... | 399 |
| 5 PARTICIPANT SELECTION AND WITHDRAWAL | 39 |
| 5.1 Number of Participants | 39 |
| 5.2 Inclusion Criteria..... | 39 |
| 5.3 Exclusion Criteria | 41 |
| 5.4 Randomization Criteria..... | 42 |
| 5.5 Discontinuation of the Product under Investigation or Withdrawal of Participants..... | 42 |
| 5.5.1 Discontinuation of the product under investigation | 42 |

| | |
|---|--------------------------------------|
| 5.5.2 Withdrawal from the study | 43 |
| 5.5.2.1 Withdrawal of consent..... | 43 |
| 5.5.2.2 Participant withdrawn by the investigator | 43 |
| 5.5.2.3 All early withdrawal participants..... | 44 |
| 6 STUDY TREATMENTS | 444 |
| 6.1 Concealment of Treatment..... | 444 |
| 6.2 Administration of Dose / Formulation | 444 |
| 6.2.1 Fluvoxamine | 45 |
| 6.2.2 Ivermectin..... | 455 |
| 6.2.3 Metformin | 45 |
| 6.3 Posology and Administration..... | 455 |
| 6.3.1 Treatment groups..... | 45 |
| 6.4 Packaging and Labeling | 455 |
| 6.5 Study Treatment Allocation..... | 466 |
| 6.6 Supply, Storage and Accounting by the Study Center | 477 |
| 6.6.1 Supply by the study center | 477 |
| 6.6.2 Storage..... | 477 |
| 6.6.3 Accounting | 477 |
| 6.7 Modification of Drug Dose | 488 |
| 6.7.1 Adverse reactions when using medications | 488 |
| 6.7.2 Usual care..... | 488 |
| 6.8 Prohibited Therapy, Special Considerations and Concomitant Treatment..... | 48 |
| 6.8.1 Prohibited medications | 48 |
| 6.8.2 Concomitant medications | 49 |
| 7 RISKS AND PRECAUTIONS | 49 |
| 7.1 Precautions | 49 |
| 7.2 Adverse Reactions | 500 |
| 7.2.1 Fluvoxamine | 500 |
| 7.2.2 Ivermectin..... | 500 |
| 7.2.3 Metformin | 50 |
| 8 STUDY PROCEDURES..... | Error! Bookmark not defined.0 |
| 8.1 Screening Procedures | Error! Bookmark not defined.0 |
| 8.1.1 Screening procedures..... | Error! Bookmark not defined.1 |
| 8.1.1.1 Participants rescreening | Error! Bookmark not defined.2 |
| 8.1.2 Visit 2: Baseline visit procedures / Randomization..... | Error! Bookmark not defined.2 |
| 8.2 Treatment Phase Procedures (Bouble-blind) | Error! Bookmark not defined.3 |
| 8.2.1 Daily telephone contacts (D2 to D7) | Error! Bookmark not defined.3 |
| 8.2.2 Visit 3 and 4: D3 and D7 (+ 1 day) | Error! Bookmark not defined.4 |
| 8.2.3 Visit 5 – D10..... | Error! Bookmark not defined.4 |
| 8.2.4 Visits V6 (D14), V7 (D28), V8 (D60 – End of the Study) | Error! Bookmark not defined.5 |
| 8.3 Procedures for Unscheduled Visits..... | Error! Bookmark not defined.5 |
| 8.4 D28 Visit Procedures | Error! Bookmark not defined.6 |
| 8.5 Early Termination Procedures (TP) | |
| | Error! Bookmark not defined.6 |

| | |
|---|------------|
| 9 STUDY EVALUATIONS | 566 |
| 9.1 Laboratory Tests | 566 |
| 9.2 Vital Signs | 577 |
| 9.2.1 Heart rate and blood pressure | 577 |
| 9.3 Physical Examination | 57 |
| 9.4 ECG Assessment | 57 |
| 9.5 Results Reported by Patients | 58 |
| 9.6 Contraception in Women of Childbearing Potential..... | 59 |
| | |
| 10 ADVERSE EVENTS (EVALUATION, REGISTRATION AND REPORTING) | 59 |
| 10.1 Definition of Adverse Events..... | 59 |
| 10.2 Adverse Event Reporting Period | 600 |
| 10.3 Obtaining Information about Adverse Events..... | 611 |
| 10.4 Assessment of Adverse Events | 611 |
| 10.4.1 Intensity / severity | 611 |
| 10.4.2 Causality and reporting..... | 622 |
| 10.4.3 Result categorization..... | 633 |
| 10.5 Registration and Reporting..... | 633 |
| 10.5.1 Persistent or recurrent adverse events..... | 633 |
| 10.5.2 Diagnosis versus signs and symptoms | 633 |
| 10.5.3 Pre-existing clinical conditions | 644 |
| 10.5.4 Clinical laboratory analyses..... | 644 |
| 10.5.5 Abnormal vital signs and other abnormalities..... | 655 |
| 10.6 Adverse Drug Reaction and Reference Safety Information..... | 666 |
| 10.6.1 Adverse drug reaction | 666 |
| 10.6.2 Reference safety information | 67 |
| 10.7 Serious Adverse Event | 67 |
| 10.7.1 Definition of a serious adverse event | 67 |
| 10.7.1.1 Situations that are not considered serious adverse events | 68 |
| 10.7.2 Reporting of a serious adverse event..... | 70 |
| 10.7.2.1 Composite study outcomes | 711 |
| 10.7.3 Suspected Unexpected Serious Adverse Reactions | 722 |
| 10.8 Special Situations | 722 |
| 10.8.1 Definition of special situations | 722 |
| 10.8.2 Record and report of special situation | 733 |
| 10.8.3 Exposure during pregnancy and birth events | 733 |
| 10.8.3.1 Definition of exposure during pregnancy and birth events | 733 |
| 10.8.3.2 Exposure during pregnancy and registration and reporting of birth events | 744 |
| | |
| 11 STUDY COMMITTEES | 744 |
| 11.1 Data Security Monitoring Committee (DSMC)..... | |
| 755 | |
| 11.2 Event Adjudication Committee | 755 |
| | |
| 12 STATISTICAL CONSIDERATIONS | 755 |
| 12.1 Study Design | 755 |
| 12.1.1 Internal pilot phase | 755 |
| 12.1.2 The main clinical study..... | 766 |

| | |
|---|--------------------------------------|
| 12.2 Randomization | 766 |
| 12.3 Sample Size Calculation | 777 |
| 12.4 Statistical Analysis | 79 |
| 12.5 Analysis of Feasibility Results..... | 79 |
| 12.6 Analysis of Primary and Secondary Results | 79 |
| 12.7 Sensitivity Analyzes..... | 800 |
| 12.8 Subgroup Analyzes | 800 |
| 12.9 Missing Data | 811 |
| 12.10 Analysis Policy for Combined Studies | 811 |
| 12.11 Summary Table of Events | 822 |
| | |
| 13 ETHICAL CONSIDERATIONS OF THE STUDY..... | 833 |
| 13.1 Ethical Conduct of the Study | 833 |
| 13.2 Free, Prior and Informed Consent | 844 |
| 13.3 CEP..... | 855 |
| | |
| 14 QUALITY CONTROL AND QUALITY ASSURANCE..... | 866 |
| 14.1 Quality Management: Processes and Critical Data | 866 |
| 14.1.1 Critical processes..... | 866 |
| | |
| 15 DATA REPORTING AND RECORDING..... | 87 |
| 15.1 Source Documentation..... | 87 |
| 15.2 Clinical Records | 88 |
| 15.3 Retention of Records..... | 89 |
| 15.4 Center Documentation..... | 89 |
| | |
| 16 PROCEDURE FOR MODIFYING THE PROTOCOL OR PREMATURE CLOSURE OF THE STUDY..... | 900 |
| 16.1 Deviation from the Protocol | 900 |
| 16.2 Amendments to the Protocol..... | 900 |
| 16.3 Study Closure | 900 |
| | |
| 17 DATA PUBLICATION AND PRESENTATION POLICY | 911 |
| | |
| 18 REFERENCES..... | Error! Bookmark not defined.2 |

LIST OF TABLES

Table 1 - Flowchart of Procedures Error! Bookmark not defined.8

**Table 2. Schedule of Study Activities
.....Error! Bookmark not defined.**

Table 3 - Sample size calculation using paired samples in relation to the control group. 78

LIST OF FIGURES

Figure 1 - Age-adjusted mortality22

Figure 2 - Global Mortality by Age group - COVID-1923

**Figure 3 - Mortality from influenza and COVID-19
.....Error! Bookmark not defined.3**

Figure 4 - Research flowchart29

Figures 5 and 6 - Numbers of daily cases and deaths associated with COVID-1936

LISTING OF COMMON ABBREVIATIONS

| | |
|-------|---|
| ADR | Adverse Drug Reactions |
| AE | Adverse Event |
| AERFT | Adverse event resulting from treatment |
| AESI | Adverse event of special interest |
| BP | Blood pressure |
| CI | Confidence interval |
| CKDEC | Chronic Kidney Disease Epidemiology Collaboration |
| DSMC | Data and Safety Monitoring Committee |
| EAC | Event Adjudication Committee |
| NREC | National Research Ethics Commission |
| ECG | Electrocardiogram |
| EOS | End of Study |
| EC | Early closure |
| GCP | Good Clinical Practice |
| HR | Hazard Ratio |
| HUS | Health Unit System |
| ICF | Informed consent form |
| ICH | International Council for Harmonisation |
| IWRS | Interactive web response system |
| REB | Research Ethics Board |
| SAE | Serious adverse event |
| SAP | Statistical Analysis Plan |
| SD | Standard deviation |
| SE | Standard error |
| SUSAR | Suspected Unexpected Serious Adverse Reaction |

Glossary of Terms

| | |
|--------------------|---|
| Assessment | A procedure used to generate data necessary for the study |
| Cohort | A group of newly included participants treated at a specific dose and regimen (ie treatment group) at the same time |
| Control medication | Any drug (an active drug or an inactive drug, such as a placebo) that is used as a comparator for the drug tested in the study |
| Drug level | The dose of medication administered to the participant (total daily or weekly, etc.) |
| Inclusion | Point / moment of the participant's entry into the study for which free and informed consent needs to be obtained (ie before starting any procedure described in the protocol) |
| Time course | A part of the study that serves a specific purpose. Typical periods are: selection / recruitment, temporary period without the use of medication (washout), treatment and monitoring |
| Research medicine | The drug whose properties are being tested in the study; this definition is consistent with U.S. CRF 21, Section 312.3 and is synonymous with "new investigational drug" or "investigational medicinal product." |
| Research treatment | All drugs whose properties are being tested in the study as well as their associated control treatments. This includes any placebo, any active control, as well as approved drugs used outside of their approved indications / doses or tested in a fixed combination. Investigative treatment generally does not include concurrent background therapies specified by the protocol when these are standard treatments in this indication |
| Medication number | A unique identifier on the label of each study / investigational drug package in studies that dispense drug using an IRT system |
| Protocol | A unique component of a study that contains different objectives or populations within that single study. Common parts within a study are: a part of a single dose and a part of multiple doses, or a part in patients with established disease and those with newly diagnosed disease |
| Part | A unique component of a study that contains different objectives or populations within that single study. Common parts within a study are: a part of a single dose and a part of multiple doses, or a part in patients with established disease and those with newly diagnosed disease |

| | |
|--|---|
| Time course | A subdivision of a crossover study |
| Premature withdrawal of a participant / patient | Time point when the participant leaves the study before the planned completion of administration of all study treatment and / or assessments; at this time all study treatment administration is discontinued and no further evaluation is planned, unless the participant is accompanied for progression and / or survival |
| Randomization number | A unique identifier assigned to each randomized participant, corresponding to a specific treatment arm designation |
| Study / treatment medication | Any single medication or combination of medications administered to the patient as part of the necessary study procedures; includes investigational drug, active treatment periods (<i>run-in</i>) or background therapy |
| Discontinuation of study / investigational treatment | Point / time when the participant permanently stops using the study / investigational treatment for any reason; may or may not also be the point / time of premature patient withdrawal |
| Participant number | A number assigned to each patient that is included in the study |
| Variable | A measured value or an evaluated response that is determined in a specific evaluation and used in data analysis to evaluate the drug tested in the study |

PROTOCOL SYNOPSIS

Protocol - COVID19_MG_AMB_2

| | |
|--|--|
| Title: | A multicenter, adaptive, double-blind, randomized, placebo-controlled study to evaluate the effect of fluvoxamine, ivermectin and metformin, in reducing hospitalization in patients with mild COVID-19 and a high risk of complications. |
| Short Title: | Repositioning of available medications for outpatient treatment of patients with COVI-19 and mild symptoms. |
| Product under investigation: | Fluvoxamine, Ivermectin, Metformin. |
| Recommendation: | COVID-19 infection in outpatients. |
| Phase: | PHASE III – New indication. |
| Sponsor | CARDRESEARCH – Cardiologia Assistencial e de Pesquisa LTDA. |
| Study code | COVID19_AMB_2. |
| Coordinating researchers: | Gilmar Reis, Eduardo Augusto dos Santos Moreira Silva, Daniela Carla Medeiros Silva, Edward J Mills, Lehana Thabane. |
| Proponent institutions: | Cardresearch – Cardiologia Assistencial e de Pesquisa LTDA. |
| Researchers / Collaborating Institutions | Ed. J Mills PhD. Lehana Thabane PhD McMaster University, Hamilton, Canada. |
| Objectives: | <p><u>Primary Objective(s)</u></p> <ul style="list-style-type: none"> • Assess the effect of fluvoxamine, ivermectin and metformin in reducing the need for hospitalization due to COVID-19-related lower respiratory tract infection (ITRI) Assess the effect of fluvoxamine, ivermectin and metformin in reducing the need for emergency care AND observation for more than 12 hours due to the worsening of COVID-19; • Assess the effect of fluvoxamine, ivermectin and metformin in reducing the need for hospitalization due to COVID-19-related lower respiratory tract infection (LRTI). <p><u>Secondary objectives(s)</u></p> <ul style="list-style-type: none"> • Evaluate, in comparison with placebo, the effect of fluvoxamine, ivermectin and metformin on the following parameters: <ul style="list-style-type: none"> o Reduction of viral load after randomization (D3 and D7); o Number of days with respiratory symptoms after randomization; o Serious adverse events after randomization; o Time between the start of treatment until the need for hospitalization / emergency care due to the progression of COVID-19; |

| | <ul style="list-style-type: none"> o Time between the start of treatment until the need for hospitalization for any causes; o Effect of Metformin in diabetic patients who used metformin before versus those who did not use metformin; o Safety and tolerability of the proposed treatment regimes; o Quality of life scale and symptoms (Eq-5D-5L, WHO influenza scale); o Time from treatment to death at 14, 28 days and 60 days; o Safety and tolerability. | | | | | | | | | | | | | | | | | | | | |
|--|--|--|-------------------|--|--|-----------------|-------------|------------|-----------|--|---------------|--|-------------------|--------------------------------------|-------------------|---------------------------|-------------------|--------------------------------------|-------------------|---------------------------|-------------------|
| Design: | Multicenter, double-blind, adaptive, prospective and randomized, parallel groups, placebo-controlled, with a follow-up of 8 weeks after randomization. | | | | | | | | | | | | | | | | | | | | |
| Treatment: | <p>Table 1 - Study Treatment Regime</p> <table border="1" data-bbox="488 730 1398 1045"> <thead> <tr> <th data-bbox="488 730 716 800"></th> <th colspan="3" data-bbox="716 730 1398 800">Treatment Scheme</th> </tr> <tr> <th data-bbox="488 800 716 869">Visit Clinic</th> <th data-bbox="716 800 894 869">Fluvoxamine</th> <th data-bbox="894 800 1203 869">Ivermectin</th> <th data-bbox="1203 800 1398 869">Metformin</th> </tr> </thead> <tbody> <tr> <td data-bbox="488 869 716 959">D₀ - Randomization</td> <td data-bbox="716 869 894 959">100 mg</td> <td data-bbox="894 869 1203 959">12 mg if weight 40-60 kg 18 mg if weight 60-80 kg 24 mg if weight ≥ 80 kg</td> <td data-bbox="1203 869 1398 959">750 mg BID</td> </tr> <tr> <td data-bbox="488 959 716 1003">D₁ a D₅</td> <td data-bbox="716 959 894 1003">100 mg BID</td> <td data-bbox="894 959 1203 1003">Without medication</td> <td data-bbox="1203 959 1398 1003">750 mg BID</td> </tr> <tr> <td data-bbox="488 1003 716 1045">D₅ a D₉</td> <td data-bbox="716 1003 894 1045">100 mg BID</td> <td data-bbox="894 1003 1203 1045">Without medication</td> <td data-bbox="1203 1003 1398 1045">750 mg BID</td> </tr> </tbody> </table> <p>Considering results from previous studies of the effects of medications on viral load reduction and current studies in patients with COVID-19, where there are indications of benefits (non-randomized, or randomized open or randomized and uncontrolled placebo studies) and the current situation of the virtual absence of associated effective treatment, persistent pandemic and with a high number of cases in Brazil and the character of a worldwide pandemic, we are proposing the placebo arm, which will be reassessed through blind interim analysis, by an independent research committee, which will be accomplished when we reach 25, 50 and 75% of the sample of participants initially projected. At this point, we will re-evaluate the sample calculation considering the real number of outcomes obtained during the course of the research and an evaluation will also be carried out considering the possibility of futility of any of the arms. This analysis will be performed blindly, evaluating the outcomes with simulations to limit type I errors below 5% (97.5% or greater probability of superiority over the control group). Decisions can be made at this point regarding (1) terminating arms of the study, if there are no acceptable projections of benefit to the detriment of futility, or terminating the protocol if futility criteria are</p> | | Treatment Scheme | | | Visit Clinic | Fluvoxamine | Ivermectin | Metformin | D₀ - Randomization | 100 mg | 12 mg if weight 40-60 kg 18 mg if weight 60-80 kg 24 mg if weight ≥ 80 kg | 750 mg BID | D₁ a D₅ | 100 mg BID | Without medication | 750 mg BID | D₅ a D₉ | 100 mg BID | Without medication | 750 mg BID |
| | Treatment Scheme | | | | | | | | | | | | | | | | | | | | |
| Visit Clinic | Fluvoxamine | Ivermectin | Metformin | | | | | | | | | | | | | | | | | | |
| D₀ - Randomization | 100 mg | 12 mg if weight 40-60 kg 18 mg if weight 60-80 kg 24 mg if weight ≥ 80 kg | 750 mg BID | | | | | | | | | | | | | | | | | | |
| D₁ a D₅ | 100 mg BID | Without medication | 750 mg BID | | | | | | | | | | | | | | | | | | |
| D₅ a D₉ | 100 mg BID | Without medication | 750 mg BID | | | | | | | | | | | | | | | | | | |

| | |
|-------------------------------|---|
| <p>Treatment (continued):</p> | <p>met for all proposed arms. The doses of the drugs used will be as described in the table.</p> <p>After the patient signs the Informed Consent Form and has the study procedures related to the screening visits, the research subject will be randomized to one of the four study arms: (1) Fluvoxamine; (2) Ivermectin; (3) Metformin and (4) Placebo, with doses as provided for in the clinical protocol (Table 1). This day will be considered as D1 (Randomization).</p> <p>Next, we will have the daily administration of the products under investigation as proposed for treatment according to the research arms, up to D10. All patients will undergo a rapid test to confirm COVID-19 at the time of screening. Viral load will be assessed in the initial 600 patients (150 patients per treatment group), using nasopharyngeal / oral samples, which will be collected immediately before randomization, in D3 and D7 for RT-PCR.</p> |
| <p>Inclusion criteria:</p> | <ol style="list-style-type: none"> 1. Patients over 18 years old with the ability to provide free and informed consent 2. Patients seen at the Basic Health Unit of the Unified Health System (UHS) or patients seen at UHS emergency care units or supplementary medicine with acute clinical condition compatible with COVID 19 and symptoms beginning within 7 days of the screening date; 3. Patients over 18 years of age and with at least ONE of the following criteria: <ol style="list-style-type: none"> a. Age \geq 50 years old (does not need any of the other criteria) b. Diabetes mellitus requiring oral medication or insulin c. Systemic arterial hypertension requiring at least 01 oral medication for treatment d. Known cardiovascular diseases (heart failure, congenital heart disease, valve disease, coronary artery disease, cardiomyopathies being treated, clinically manifest heart disease and with clinical repercussion) e. Symptomatic lung disease and / or being treated (emphysema, fibrosing diseases) f. Symptomatic asthma patients requiring chronic use of agents to control symptoms g. Smoking h. Obesity, defined as BMI > 30 kg / m² in weight and height information provided by the patient i. Transplanted patients j. SARS-CoV2 vaccinated patients |

| | |
|---|--|
| <p>Inclusion criteria (continuation):</p> | <p>k. Patient with stage IV chronic kidney disease or on dialysis.</p> <p>l. Immunosuppressed patients / using corticosteroid therapy (equivalent to at least 10 mg of prednisone per day) and / or immunosuppressive therapy)</p> <p>m. Patients with a history of cancer in the last 05 years or undergoing current cancer treatment</p> <p>4. Patient with positive rapid test for SARS-CoV2 antigen performed at the time of screening or patient with positive SARS-CoV2 diagnostic test within 07 days of symptom onset</p> <p>5. Willingness to use the proposed investigational treatment and follow the procedures provided for in the research</p> |
| <p>Exclusion Criteria:</p> | <p>1. Diagnostic examination for negative SARS-CoV2 associated with acute flu-like symptoms (a patient with a negative test taken early and becomes positive a few days later is eligible, provided he is <07 days after the onset of flu-like symptoms);</p> <p>2. Patients with an acute respiratory condition compatible with COVID-19 treated in the primary care network and with a decision to hospitalize;</p> <p>3. Patients with an acute respiratory condition due to other causes;</p> <p>4. Dyspnea secondary to other acute and chronic respiratory causes or infections (eg, decompensated COPD, acute bronchitis, pneumonia, primary pulmonary arterial hypertension);</p> <p>5. Acute flu condition presenting at least ONE of the criteria below:</p> <ul style="list-style-type: none"> a. Respiratory Rate > 28 / min; b. SaO2 <90% or <93% in nasal oxygen therapy at 10 l / min; c. PaO2 / FIO2 <300 mmHg <p>6. Patients using serotonin reception inhibitors (Donepezil, Sertraline)</p> <p>7. Use of the following medications in the last 14 days:</p> <ul style="list-style-type: none"> a. Monoamine Oxide Inhibitors (MAOIs): Phenelzine, Tranylcypromine, Selegiline, Isocarboxazide, Moclobemide; b. Use of iodinated contrasts during treatment until 05 days after the end; c. Use of antiretroviral agents (Treatment of Acquired Immunodeficiency Syndrome - AIDS) <p>8. Patients with severe psychiatric disorders or major depression not controlled or controlled with any of the prohibited drugs (item above);</p> <p>9. Pregnant or breastfeeding patients;</p> <p>10. History of severe ventricular cardiac arrhythmia (ventricular tachycardia, patients with recovered ventricular fibrillation) or long QT syndrome;</p> |

| | |
|--|---|
| <p>Exclusion Criteria (continuation):</p> | <p>11. History of diabetic ketoacidosis or clinical condition that maintains persistent methadone acidosis;</p> <p>12. Surgical procedure or use of contrast planned to occur during treatment or up to 05 days after the last dose of the study medication;</p> <p>13. Current daily and / or uncontrolled alcoholism;</p> <p>14. History of seizures in the last month or uncontrolled medical condition;</p> <p>15. Clinical history of Liver Cirrhosis or Child-Pugh C classification;</p> <p>16. Patients with known severe degenerative neurological diseases and / or severe mental illness;</p> <p>17. Inability of the patient or representative to give consent or adhere to the procedures proposed in the protocol;</p> <p>18. Known hypersensitivity and / or intolerance to Fluvoxamine, Ivermectin or Metformin;</p> <p>19. Inability to take oral medications.</p> |
| <p>Primary and Secondary Outcomes:</p> | <p>Primary outcome:</p> <ul style="list-style-type: none"> o Assess the effect of fluvoxamine, ivermectin and metformin in reducing the need for emergency care AND observation for more than 12 hours due to the worsening of COVID-19; o Assess the effect of fluvoxamine, ivermectin and metformin in reducing the need for hospitalization due to COVID-19-related lower respiratory tract infection (ITRI) <p>Secondary outcomes will assess, in relation to the placebo group:</p> <ul style="list-style-type: none"> o Change in viral load on day 03 and 07 after randomization (evaluation to be carried out on the first 600 randomized patients - 150 patients in each stratum); o Time to clinical improvement (up to 28 days of randomization), defined as improvement greater than 50% in reference to symptoms at the time of randomization; o Time to clinical failure, defined as time to need for hospitalization due to clinical progression of COVID-19 (viral infection of the lower respiratory tract associated with dyspnea requiring oxygen therapy; hospitalization due to progression of COVID-19) or complications directly associated with COVID -19; o Number of days with respiratory symptoms since randomization; o Hospitalization for any causes; o Hospitalization due to COVID-19 progression; o Mortality due to pulmonary complications; o Cardiovascular mortality; o Mortality from any causes; |

| | |
|----------------------------|--|
| | <ul style="list-style-type: none"> o Adverse events (up to 28 days); o Assessment of the COVID-19 symptom scale (D1 to D28); o Evaluation of the WHO clinical worsening scale (D1 to D10); o Evaluation of the PROMIS Global Health Scale (“Global-10”) days 14 and 60 after randomization; o Mortality rate of patients on days 14 and 28; o Proportion of non-adherent patients with the product under investigation; o Specific adverse reactions to the medications under study: fluvoxamine, ivermectin and metformin. |
| Procedures: | <p>See schedule of study procedures for details and applicable visits.</p> <p>Visit 1 - screening visit (D1).</p> <p>Patients seen in the primary care network or in SUS emergency care units or patients seen in supplementary health care units, with clinical criteria for the presumptive diagnosis of COVID-19, without fulfilling criteria for hospitalization indication will be invited to participate in this research.</p> <ul style="list-style-type: none"> • obtaining the free and informed consent form (ICF) for potentially eligible subjects before any procedures related to this protocol. • checking the inclusion / exclusion criteria • documentation of screening procedures (demography, high risk criteria for covid-19 and concomitant medications) as described in the protocol. <p>The serious adverse events observed will be reported within 24 hours of becoming aware of it.</p> <ul style="list-style-type: none"> • sample collection for rapid antigen testing for SARS-CoV2 in undiagnosed patients. Patients with a confirmed diagnosis of COVID-19 within 7 days of the screening do not need to be tested during the screening. <p>Visit 2 - baseline visit, randomization and administration of the first dose of the drug under investigation (D1)</p> |
| Procedures (continued): | <ul style="list-style-type: none"> • The randomization visit must be carried out immediately after the screening visit, in the same evaluation. • carrying out the baseline visit procedures, according to the research flowchart: <ul style="list-style-type: none"> - sample of airway secretions for RT-PCR for Sars-CoV2 in the first 800 patients (viral load assessment - predicted in the first 200 patients in each stratum) • urine pregnancy test for women with at least one menstruation in the last 12 months; • checking the inclusion / exclusion criteria • randomization in the IWRS system. • completion of the WHO acute influenza syndrome questionnaire |

-
- digital oximetry measurement
 - randomization and delivery of the drug under investigation as allocated by the IWRS. All patients will receive the standard treatment for COVID-19 as adopted by the health units to which it is linked, as defined by the attending medical team. All patients will also receive 24-hour telephone contact, to be called in case of need and will be instructed on the daily telephone contact which will be carried out by the research team until D10. The initial 800 patients will self-collect nasal swab and saliva for RT-PCR at the time of randomization, D3 and D7 for treatment. Patients will be instructed on this home collection and logistics for sample collection at their residence.

Evaluations after randomization:

- All patient evaluations will be carried out by telephone contact, social media applications, video calls or telemedicine. There is no provision for face-to-face visits, especially due to the fact that the virus is highly transmissible, following the guidelines of health authorities regarding recommendations for confinement and detachment from cases.
- Daily assessments of telephone contact: between D1 and D10 the patient will be monitored daily through telephone contact and / or video calls and the WHO flu syndrome symptoms questionnaire will be carried out. In the initial 600 patients, there will be additional information during the telephone contacts of days D2 and D6, when the patient will be instructed on the self-collection of samples for viral load research (nasal swab + saliva) to be carried out the next day;
- Assessment of D14 - telephone / video-call contact to assess the evolution of the clinical condition and check the outcomes.
- Evaluation of D28 - telephone / video-call contact to assess the evolution of the clinical condition and to verify the outcomes in person. Any persistence of symptoms arising from the diagnosis of COVID-19 will be evaluated.

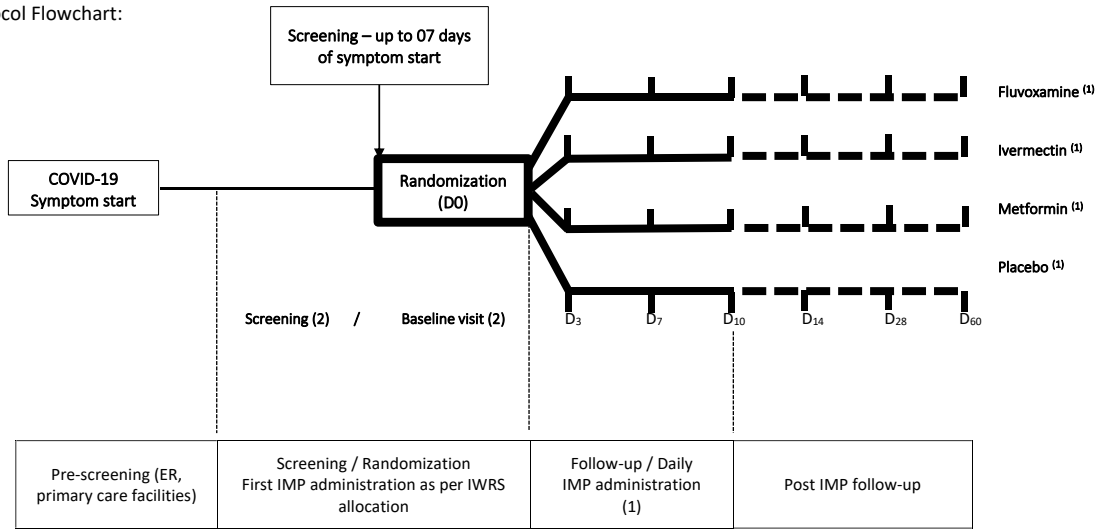
Research Monitoring Committee

A research steering committee, an independent Data and Safety Monitoring Committee and a blind outcomes monitoring committee will be established until it is defined by the completion of the study.

| | |
|-----------------------------|--|
| | <p>The research steering committee will ensure the scientific integrity of the study plus operational care for conducting the research properly. The safety monitoring committee will be constituted by experienced external researchers to ensure the global safety of the participating research subjects and the data of the groups, in a blind manner. The outcome monitoring committee will reassess the identified clinical outcomes and ensure that they actually fall within the study's predicted outcomes, using pre-defined event classification criteria.</p> |
| <p>Sample Size:</p> | <p>A total of 2,724 patients are planned to be randomized across the four treatment arms.</p> |
| <p>Statistical methods:</p> | <p>This study will be carried out in two phases: (1) Internal pilot phase which will be considered for the first 100 patients. This phase is necessary due to scientific information, which has evolved rapidly, requiring responses from public health systems and considering the need for possible adjustments aimed at the success of the study. At this time there will be no analysis and patient data and these will be included for analysis as planned; and (2) Main Study, which involves the full implementation of the research protocol with hospitalization as the primary outcome of the study. This phase is also an adaptive phase, where there will be 03 (three) interim analyzes to assess the effects of the interventions in comparison with the placebo arm, at 25, 50 and 75% of the expected total sample.</p> <p>Critical adaptations involve (a) withdrawing the placebo arm if there is great benefit from the others and (b) removing any arm that does not show benefit or meets criteria of futility. The sample was calculated at 681 participants per group, with a total of 2,724, with a power of 80% and a bilateral alpha of 0.05 being maintained to demonstrate a statistical significance ratio of 0.80 (20% reduction in hospitalization between the groups and reduction of deaths if compared with the population affected simultaneously by COVID-19). The statistical software SAS version 9.4 was used for this sample calculation.</p> <p>The protocol design will be adaptive, with interim blind analysis forecast comprising 25, 50 and 75% of the sample of participants initially projected. The sample calculation will be revised based on the outcomes that occurred in the placebo group, at the time of the interim analyzes. Blind analysis of outcomes with simulations will be performed to limit type I errors within the 5% tolerance range (97.5% or greater probability of superiority over the control group). Decisions can be made at this time to end arms of the study, if there are no acceptable projections of benefit at the expense of futility.</p> |

Table 1 - Flowchart of Procedures

Protocol Flowchart:



1. Treatment: Fluvoxamine, Ivermectin and Metformin in parallel groups for the planned period. Discontinue if significant symptoms or adverse reactions.
2. Screening and Randomization must be performed on the same visit. Ensure that the patient is randomized when at medical care facility. Patient with confirmed SARS-CoV2 positive test and less than 07 days of symptom onset can be considered for randomization.
3. Subsequent visits: D3, D7, D10, D14, D28, D60 will be carried out by telephone and/or social media App. Extra visits for safety purposes can be made at any time. Visits D14 and D28 are considered outcome visits as per protocol. D28 and D60 are considered post-study visits for monitoring late complications related to COVID-19 and eventual evaluation of late adverse reactions to research drugs and will be carried out by telephone. There is no provision for face-to-face visits in this research in view of the regulatory recommendations issued by the public health authority in the context of the pandemic.
4. Daily contact by phone (not marked above) will be made between Days 1 to 9. Phone contact after D9 will be performed as per protocol.

Table 2. Schedule of Study Activities

| | STUDY VISIT SCHEDULE | | | | | | | |
|---------------------------------------|---|--|---------------------------------------|---------------------------------------|---|---|---|---|
| | V1 Screening ⁽¹⁾ Visit | V2 Baseline and randomization ⁽²⁾ | V3 ⁽³⁾ Day 3 + 1 day | V4 ⁽³⁾ Day 7 + 1 day | V5 ⁽³⁾ Day 10 ± 2 days | V6 ⁽³⁾ Day 14 ± 2 days | V7 ⁽³⁾ Day 28 ± 3 days | V8 Day 60 or Early Termination ± 5 days |
| Informed Consent | X | | | | | | | |
| Eligibility Criteria Review | X | X | | | | | | |
| Demographics | X | | | | | | | |
| Medical History | | X | | | | | | |
| Physical Examination | | X | | | | | | |
| Weight | | X | | | X | | | |
| Height | | X | | | | | | |
| Vital Signs (Pulse Rate, Temperature) | | X | | | X | | | |
| ECG (QT measurement) | | X | X | X | X | | | |
| Oximetry | | X | X | X | X | | | |
| Pregnancy Test | X ⁽⁴⁾ | | | | | | | |
| Adverse Events | | X ⁽⁵⁾ | X ⁽⁵⁾ | X ⁽⁵⁾ | X ⁽⁵⁾ | X ⁽⁵⁾ | X ⁽⁵⁾ | X ⁽⁵⁾ |
| Concomitant medications | | X | X | X | X | | | |

| | | | | | | | | |
|---|--------------------|--------------------|--------------------|--------------------|--------------------|--------------------|---|--------------------|
| WHO Main Symptoms Questionnaire | X ^(6,7) | X ^(6,7) | X ^(6,7) | X ^(6,7) | X ^(6,7) | X ^(6,7) | | |
| WHO Clinical Worsening Scale | X ^(6,7) | X ^(6,7) | X ^(6,7) | X ^(6,7) | X ^(6,7) | X ^(6,7) | | |
| PROMIS Global Health Scale (Global-10) | | X ^(6,7) | | | | X ^(6,7) | | X ^(6,7) |
| Randomization | | X ⁽⁸⁾ | | | | | | |
| Investigational treatment administration ⁽⁹⁾ | | X ⁽¹⁰⁾ | X ⁽¹¹⁾ | X ⁽¹¹⁾ | X ⁽¹¹⁾ | | | |
| Clinical outcomes | | X ⁽¹²⁾ | X | X | X | X | X | X ⁽¹³⁾ |
| Viral Load Assessment (150 patients / stratum - 600 patients total) | | X | X | X | | | | |
| SARS-CoV2 Rapid Test | X ⁽¹⁾ | | | | | | | |
| Patient Identification Card | | X | | | | | | |

Legend

1. Screening and baseline visit: must be carried out at the same time when attending the UBS. Rapid antigen test for COVID-19 at the screening visit.
2. Patients can be included in the trial if they have a COVID-19 diagnosis at baseline visit and have less than seven days of flu-like symptoms.
3. Visits through telephone contact, video call, telemedicine are calculated from the randomization date.
4. Only women of childbearing potential and / or potential to become pregnant. Women of childbearing potential must necessarily use contraception during the first 15 days of the survey.
5. After signing the Informed Consent Form.
6. Questionnaires must be completed BEFORE any procedures of the proposed visit. Only a person not related to the research can help the patient during the questionnaire. In telephone visits, the patient must respond directly, at the time of contact.
7. Remind patients that they will answer the questionnaire.
8. After completing the screening visit procedures at the baseline visit and present all inclusion / exclusion criteria, patients should be immediately randomized.
9. The study medication will be administered as prescribed. Patients must be observed for 30 minutes after the medication administration. The first dose must be administered immediately after randomization to capture immediate adverse events. After the 30 min observation, patients can go home.
10. The first dose of treatment under investigation must be administered on the same day of randomization (immediately after randomizing).
11. Maintain the administration of the product under investigation according to schedule. Discontinue it if adverse events prevent the medication from continuing.
12. As soon as you start the product under investigation.
13. Assessment of late complications associated with COVID-19.

1. INTRODUCTION

1.1 Background

In December 2019 a series of cases, of unknown etiology and with symptoms similar to viral pneumonia began to be reported in Wuhan city, Hubei province, China¹. These initial cases were reported among people linked to a local seafood market in Huanan (“wet market”)². Patients were hospitalized with this viral pneumonia and samples of bronchoalveolar lavage fluid were collected from three patients, and a new coronavirus, named 2019-nCoV, was isolated. Evidence for the presence of this virus included identification in bronchoalveolar lavage fluid in three patients by genome sequencing, direct PCR and culture. The disease that this CoV probably caused was called "new coronavirus-infected pneumonia". The complete genomes were submitted to GISAID. Phylogenetic analysis revealed that 2019-nCoV fell within the genus betacoronavirus, which includes coronaviruses (SARS-CoV, CoV similar to bat SARS and others) discovered in humans bats and other wildlife².

Since then, the number of cases has increased, and on January 30, 2020, the outbreak was declared a Public Health Emergency of International Concern. As of January 31, 2020, there were 9826 confirmed cases of 2019-nCoV worldwide³. On that same day, the first two cases of 2019-nCoV were reported in Italy and both had a history of traveling to the city of Wuhan, China. There were already confirmed cases in 19 countries, besides China^{Error! Bookmark not defined.}.

On February 11, 2020, 43,103 cases were confirmed (42,708 in China) and 1,018 deaths. On the same day, the World Health Organization (WHO), in collaboration with its departments (World Organization for Animal Health and the Food and Agriculture Organization of the United Nations) called the disease COVID-19 (short for “2019 coronavirus disease”)⁴. On the same day, the Coronavirus Study Group (CEG) of the International Committee on Taxonomy of Viruses proposed to name the new Coronavirus as SARS-CoV-2 (severe acute respiratory syndrome coronavirus 2)⁵.

On March 11, 2020, the World Health Organization declared COVID-19 to be a global pandemic^{6,7}.

1.2 Transmission

Initially, the cases were the result of contact with the seafood market^{Error! Bookmark not defined.}^{2,8}. Soon, cases of human-to-human transmission were identified through close contact, apparently not related, configuring community transmission, with several cases occurring among medical professionals⁹⁻¹¹.

Evidence from initial epidemiological studies confirmed that COVID-19 has higher levels of transmissibility and pandemic risk than SARS-CoV, since the effective reproductive number (R₀) of COVID-19 was identified as close to 3.0, higher than the observed in SARS (R₀ = 1.77)^{Error! Bookmark not defined.}. Considering the various epidemiological studies currently available, the COVID-19 R₀ is somewhere between 2.6 to 4.71¹². The estimated average incubation period until the first symptoms appear is 4.8 ± 2.6 days (CI 4.1-7.0; median 5.2)^{Error! Bookmark not defined.}^{Error! Bookmark not defined.}. The most recent guidelines from Chinese health authorities stated an average incubation duration of 7 days, ranging from 2 to 14 days^{Error! Bookmark not defined.}.

Current data reinforce the concern about asymptomatic transmission. About 86% of all infections were undocumented (95% CI: [82% –90%]) before the travel restrictions proposed by the Chinese government in Wuhan. There is evidence that 55% of people acquire the virus and transmit it, asymptotically, without subsequently developing COVID-19, which may explain rapid transmission and the difficulty in containing its spread.^{Error! Bookmark not defined.}

1.3 Clinical Manifestations and Risk Profile

From the identification of the first cases of COVID-19 until today, a set of epidemiological data has been compiled as the cases have emerged, however most of these have not been adjusted. Initially, the following signs and symptoms were identified as the most prevalent: Fever (98%), cough (95%), dyspnoea (55%), myalgia (44%), expectoration (28%)^{Error! Bookmark not defined.}. Currently, the following signs/symptoms are considered to be the most common: Fever (87.9%), dry cough (67.7%), Dyspnea (40%)¹³. These same series identified a subgroup of patients with a higher risk of mortality, as it follows:

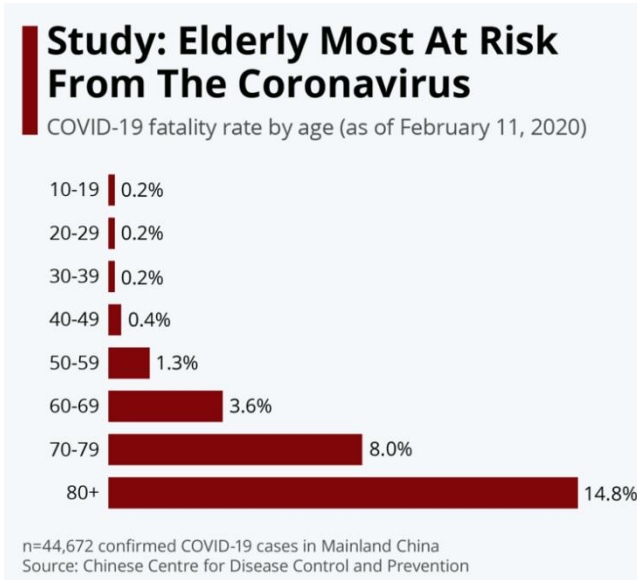


Figure 1 - Age-adjusted mortality

Mortality is also high in some strata, as initially suggested by the first epidemiological studies carried out in Wuhan. COVID-19 patients and who had stable chronic cardiovascular diseases such as clinically overt heart failure, coronary artery disease, dilated LV cardiomyopathy had high mortality in the course of the disease. Likewise, patients with diabetes, chronic respiratory diseases and systemic arterial hypertension had high mortality, compared to individuals with COVID-19 without these comorbidities. **Error! Bookmark not defined.**

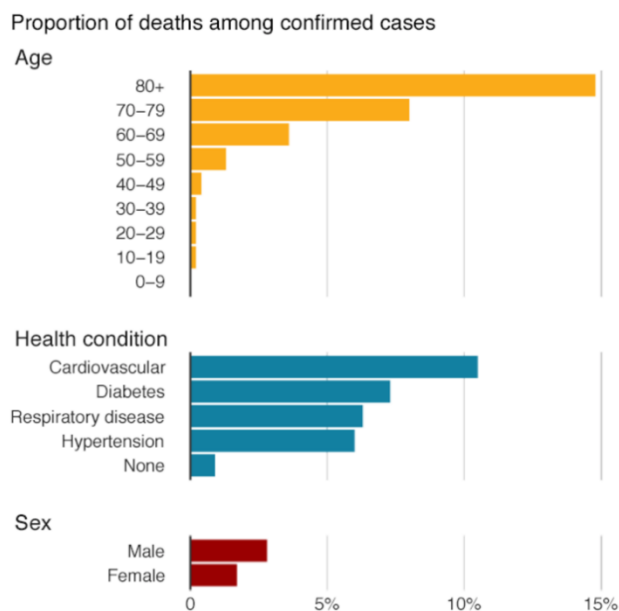


Figure 2 - Global Mortality by Age group - COVID-19

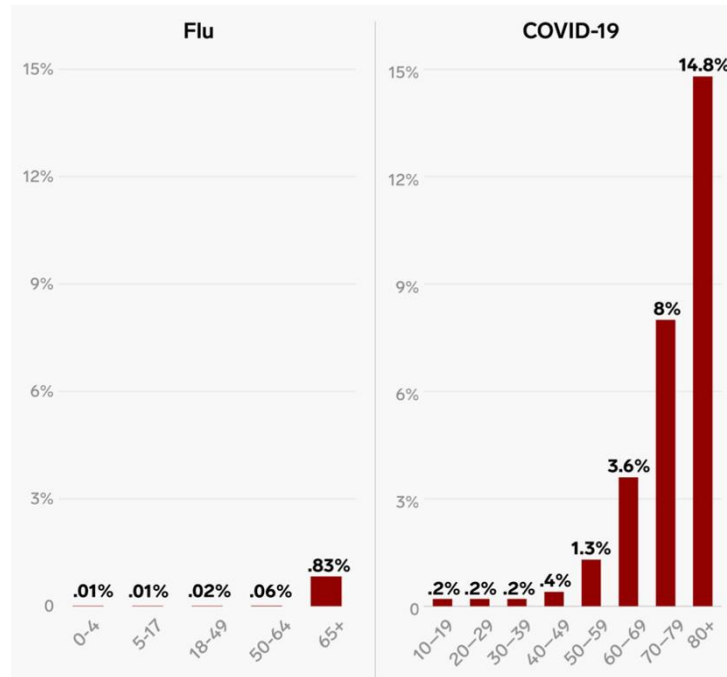


Figure 3 - Mortality from influenza and COVID-19

1.4 Mechanisms of infectivity

This global health emergency has intensified research efforts to understand better the pathogenesis, clinical manifestations and outcomes of people affected by this new viral strain. Coronavirus spike proteins, including SARS-CoV2, interact with Angiotensin-Converting Enzyme 2 (ACE2) and with type II transmembrane serine proteases to invade cells^{14,16}. In this way, cells expressing ACE2, including pneumocytes and hair cells in the tracheobronchial tree, cardiac endothelial cells, intestinal mucosa cells and renal epithelial cells can be affected and could partly explain the multiple organ dysfunction seen in patients¹⁶. Under physiological circumstances ACE2 acts as a natural antagonist of the renin / angiotensin / aldosterone system (RAAS) pathways by degrading angiotensin II and then producing Angiotensins 1-7, which act by limiting the vasoconstrictive capacity of angiotensin I. Angiotensins 1 to 7 have protective pulmonary effects attenuating the inflammatory response¹⁷. In fact, as observed in the recent SARS-CoV epidemics (SARS and MERS epidemic) and recently identified in SARS-CoV2 genetic studies, inhibition of the

expression of ACE2 transmembrane receptors resulting from viral infection occurs by blocking them through spike proteins. This abrupt reduction in the activity of ACE2 in lung cells is a critical point for the resulting pulmonary complications, given its important inhibitory effect related to pulmonary inflammatory mediators and thus reducing pulmonary edema and the unwanted amplification of the inflammatory response resulting from COVID-19⁵.

1.5 Need for COVID-19 treatment studies

Nowadays the world is increasingly faced with several complex problems, especially concerning emerging diseases. Thus, there is an increasing need for joint efforts to face possible acute health problems that a single group, health system or country cannot face alone. In this context, the pulmonary system is particularly vulnerable to all kinds of inoculants and contaminants, especially the airborne transmission of pathogens which often cause pulmonary infections, affecting individuals of the most varied age groups. In this scenario, respiratory viruses represent a continuous pandemic risk, among which *Betacoronaviruses*, belonging to the *Coronaviridae* family, is a subgroup.

In the past few decades we have been surprised by a significant number of emerging respiratory viral diseases of significant pandemic potential, including the coronavirus that causes Severe Acute Respiratory Syndrome (SARS-CoV), which appeared in China in 2002^{18,19}, Swine Flu H1N1, which first appeared in Mexico in 2009²⁰ and the Coronavirus that causes the Midwest Respiratory Syndrome (MERS-CoV) which appeared in Saudi Arabia in 2012²¹.

A new coronavirus subtype emerged in Wuhan in December 2019, initially causing an outbreak of viral pneumonia and then turning into an epidemic in China and globally thereafter.^{11,22,23} Mortality associated with COVID-19 is apparently associated with Adult Respiratory Distress Syndrome, which when associated with comorbidities, significantly increases mortality^{24,25}.

Despite all efforts arising from basic research and translational research associated with understanding infections by influenza and coronavirus, so far there are no effective treatments for this disease or vaccines capable of preventing infection in humans.^{26,27} Data on COVID-19

continues to grow at an alarming rate. Since January 31 and until today, March 23, 2020, 332,930 cases and 14,510 deaths have been confirmed, with community transmission in almost all countries of the globe²⁸.

To date, there are no specific treatments for COVID-19. From the onset of this disease to the present, there are several proposed treatment protocols for this disease, however with no evidence of good clinical response. On the Clinicaltrials.gov website, there are currently 4,125 clinical studies registered for the treatment of COVID-19, 907 of which are still in the preparatory phase, 2,120 studies started the recruitment phase, and 546 studies are completed. Several studies highlighted the lack of effectiveness of different treatments in patients with moderate to severe illness, as well as in mild illness²⁹. Given the high level of mortality expected for this pandemic and the high potential for transmission of the infection affecting populations and entire countries, it is imperative to seek treatments for this disease, for which there are supportive treatments so far.

2 STUDY OBJECTIVES

The objective of this study is to evaluate the efficacy, safety and benefit of the use of Fluvoxamine, Ivermectin and Metformin in patients acutely affected with COVID-19 and presenting mild respiratory symptoms, assisted in emergency units and / or Basic Health Units of the Unified Health System (SUS) in Brazil, using a research protocol designed with 04 treatment arms: (1) Fluvoxamine; (2) Ivermectin; (3) Metformin and (4) Placebo. The participant's participation period in the protocol is 60 days, with the first 10 days being the treatment phase and the remaining period being follow-up after completion of treatment.

2.1 Objectives / primary outcome

- Reduction in the need for emergency room visits due to the clinical worsening of COVID-19 and keeping the participant under observation for > 12 hours, in acutely affected patients and with evidence of high-risk for complications;

- Reduction in the need for hospitalization due to the progression of COVID-19 (worsening of viral pneumonia) in acutely affected patients and with evidence of high-risk for complications;

2.2 Secondary objectives / outcomes

The proposed secondary objectives are:

- Change in viral load on day 03 and 07 after randomization (Evaluation to be carried out on the first 600 randomized patients - 150 patients in each stratum);
- Time to clinical improvement (up to 28 days of randomization), defined as improvement greater than 50% in reference to symptoms at the time of randomization;
- Time to clinical failure, defined as time until the need for hospitalization due to clinical progression of COVID-19 (viral infection of the lower respiratory tract associated with dyspnea requiring oxygen therapy; hospitalization due to progression of COVID-19 or complications directly associated with COVID-19 ;
- Number of days with respiratory symptoms since randomization
- Hospitalization for any causes
- Hospitalization due to COVID-19 progression
- Mortality due to pulmonary complications
- Cardiovascular mortality
- Mortality from any causes
- Adverse events (up to 28 days);
- Evaluation of the COVID-19 symptom scale (D1 to D28)
- Evaluation of the WHO clinical worsening scale (D1 to D10)
- Evaluation of the PROMIS global health scale (“Global-10”) days 14 and 60 after randomization
- Mortality rate of patients on days 14 and 28;
- Proportion of non-adherent patients with the product under investigation;
- Specific adverse reactions to the study medications: fluvoxamine, ivermectin and metformin

2.3 Exploratory objectives

- Complication rate stratified by age
- Corticosteroid use rate
- Antibiotic use rate
- Complication rate observed in patients using non-steroidal anti-inflammatory drugs.
- Concomitant medications used by the patient from 30 days prior to screening to D14

3 INVESTIGATIONAL PLAN

3.1 Study design

This is a multicenter, adaptive, double-blind, randomized, placebo-controlled study to assess the effect of fluvoxamine, ivermectin and metformin, in reducing hospitalization of patients with mild COVID-19 and high-risk for complications.

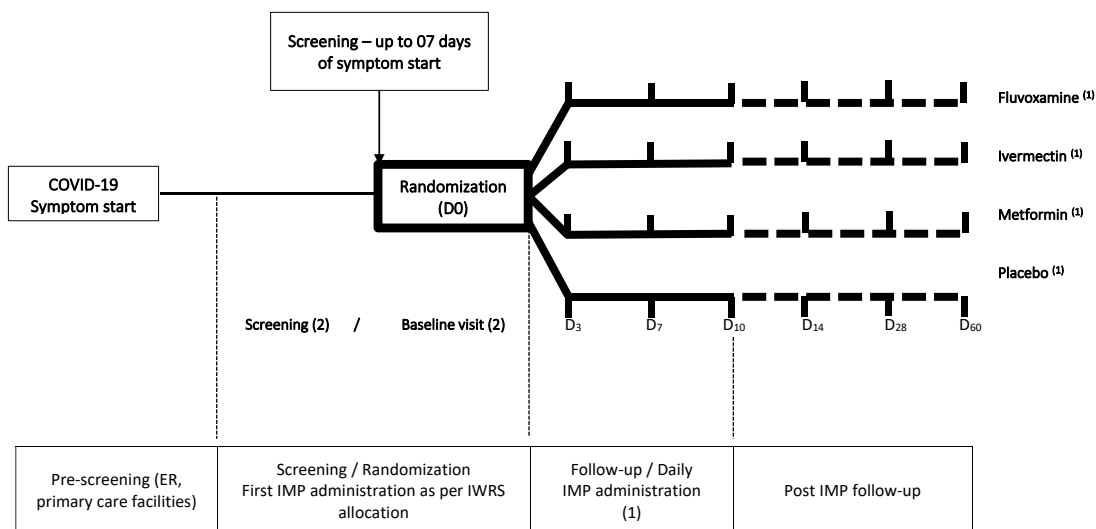
The groups will be as follows:

1. Placebo
2. Fluvoxamine
3. Ivermectin
4. Metformin

Patients will be randomized to one of the 4 arms of the study using an automatic internet randomization system (IWRS). The protocol forecasts an adaptive phase to accommodate any needs for pre-specified modifications.

The protocol is designed to reach 800 patients in each of the 4 groups above, due to a 1: 1: 1: 1 randomization ratio. The protocol has an adaptive phase with blind interim analysis to avoid type I errors at a tolerance level of 5% (97.5% or more probability of superiority in relation to the placebo group), which will occur when there is the inclusion of 25, 50 and 75% of the number of participants proposed in the protocol, respectively. In this stage, a blind analysis will be carried out as to the proposed outcomes between the 4 groups, by an independent research committee. These interim analyzes include an analysis of the futility of a possible research arm. If any arm meet the futility it will be removed, the blind condition of that arm will be released and the study will continue with the remaining arms. Decisions regarding the need to readjust the number of participants can be made based on estimates of projections of actual events that occurred in the protocol. Any decisions to discontinue treatment will be subject to immediate notification to regulatory authorities and the Ministry of Health, in accordance with current regulations.

These interim evaluations will be conducted by the Data and Safety Monitoring Committee (DSMC), which will be supported by statisticians, with decisions communicated to the study's Steering Committee.



1. Treatment: Fluvoxamine, Ivermectin and Metformin in parallel groups for the planned period. Discontinue if significant symptoms or adverse reactions.
2. Screening and Randomization must be performed on the same visit. Ensure that the patient is randomized when at medical care facility. Patient with confirmed SARS-CoV2 positive test and less than 07 days of symptom onset can be considered for randomization.
3. Subsequent visits: D3, D7, D10, D14, D28, D60 will be carried out by telephone and/or social media App. Extra visits for safety purposes can be made at any time. Visits D14 and D28 are considered outcome visits as per protocol. D28 and D60 are considered post-study visits for monitoring late complications related to COVID-19 and eventual evaluation of late adverse reactions to research drugs and will be carried out by telephone. There is no provision for face-to-face visits in this research in view of the regulatory recommendations issued by the public health authority in the context of the pandemic.
4. Daily contact by phone (not marked above) will be made between Days 1 to 9. Phone contact after D9 will be performed as per protocol.

Figure 4 - Research flowchart

3.2 Justification of the study design

The DMC for COVID19_MG_AMB_2 reviewed data from the current literature regarding possible treatments for the efficacy of the drugs proposed in this research.

3.3 Rationale for the use of fluvoxamine

Fluvoxamine is a selective serotonin reuptake inhibitor (SSRI) and an 5HT_{1A} receptor agonist³⁰. The rationale for considering using fluvoxamine in patients with COVID-19 is that 5HT_{1A} receptor agonists can mitigate excessive inflammation in patients with COVID-19. This and other potential mechanisms by which fluvoxamine can act on COVID-19 are summarized below.

3.3.1 Anti-inflammatory effects via the 5HT_{1A} - IRE route

S1R is an endoplasmic reticulum (ER) chaperone protein involved in many cellular functions, including regulation of ER stress response / unfolded proteins (UPR) response and inflammation³¹. The S1R protein has been shown to inhibit the ER stress sensor 1 α enzyme that requires inositol (IRE1) splicing mediated by XBP1, a key regulator of cytokine production³². These anti-inflammatory effects may be the most likely explanation for the beneficial effects of fluvoxamine. In COVID-19, an excessive inflammatory process known as a “cytokine storm” can contribute to the worsening of cardiopulmonary symptoms and complications, which can sometimes occur around the second week of the disease. Fluvoxamine can mitigate this excessive inflammatory response.

In a 2019 study by Rosen, fluvoxamine showed benefit in preclinical models of inflammation and sepsis³³. In one model, the mice were exposed to the Toll-like ligand receptor 4 (TLR4), lipopolysaccharide (LPS), which can trigger an inflammatory response. In another model, a fecal concentrate was injected, which triggers infection and inflammatory response that is usually sub-lethal. Mice without S1R receptors showed excessive increases in cytokine levels and significantly reduced survival in any of these conditions, suggesting that these receptors inhibit the exacerbated inflammatory response. Mice not genetically manipulated and exposed to the same inflammatory triggers showed reduced levels of cytokines and increased survival when treated with fluvoxamine (an S1R agonist). In investigating the mechanism underlying this effect, the authors demonstrated that S1R receptors inhibit IRE1 activity, which in turn prevents excessive production of cytokines. In an experiment using human peripheral blood, they also showed that fluvoxamine can reduce LPS-induced cytokine production by human cells. In the case of COVID-19, the S1R agonist action of fluvoxamine may have a similar ability to reduce the excessive inflammatory response induced by viral infection, thus reducing inflammation-mediated organ damage.

3.3.2 Antiviral action through effects on lysosomes, autophagy and / or endocytosis

Coronaviruses use cathepsin-like proteases, present in the late endosome to facilitate entry into the cell and remodel phagosomes and endoplasmic reticulum membranes, transforming them into “viral replication” sites^{34,35}. Both processes require stimulation of endocytosis and mediated autophagy-phagosome pathways and then terminate autophagy before lysosomal fusion. The SARS-CoV-2 Nsp6, Nsp2, Orf7b and Orf9b proteins have been shown to locate and modulate

components of the autophagy pathway^{36,37}. Additional Nsp6 has been shown to physically associate with S1R³⁸. Critically, S1R not only conducts an early stage of autophagy via the IRE1 / UPR pathway, but is also essential for lysosomal fusion and to complete autophagy, probably accompanying components of the SNARE complex³⁹. It is possible that S1R activation with fluvoxamine may overcome Nsp6 inhibition of S1R to allow autophagy to eliminate SARS-CoV2. Others also recognized targeting the autophagy pathway as a promising strategy for treating SARS-CoV2^{40,41}.

Chemically, fluvoxamine is a cationic amphiphilic drug (CAD) with log P 3.1 and pKa 9.4 and, together with a variety of antipsychotic and antihistamine drugs, accumulates preferentially in the lysosome. Perhaps because of this, fluvoxamine reaches higher concentrations in the lungs (which are rich in lysosomes) than in the brain⁴². In COVID-19, this may increase the effects of treatment on the airway epithelium⁴³. In high doses (10 μ M), CADs including fluvoxamine, have been shown to inhibit lysosomal acid sphingomyelinase and cause drug-induced phospholipidosis. This non-specific activity can globally deregulate lipid homeostasis, modulating autophagy via the mTOR nutrient detection pathway^{44,45}.

3.3.3 Antiviral effects and prevention of organ damage by regulating the ER / UPR stress response

Some viruses hijack the ER / UPR stress response to achieve viral functions and a number of studies have suggested that drugs targeting the ER / UPR stress response may be beneficial in the treatment of COVID-19^{46,47,48}. S1R agonists (such as fluvoxamine) regulate ER-associated stress. The effects of the S1R ligand during mediated ER stress and other ER functions can reduce organ dysfunction / damage^{49,50}.

3.3.4 Antiplatelet effects (common to all SSRIs)

Platelet hyperactivity can contribute to pathophysiological processes that lead to thrombotic complications in COVID-19. SSRIs can inhibit platelet activation, which can reduce the risk of thrombosis, and these antiplatelet effects can be cardioprotective^{51,52}.

3.3.5 Elevation of melatonin levels in the body

The SARS-CoV2 virus can activate the NLRP3 inflammasome, which can contribute to the cytokine storm^{53,54}. Melatonin can act on this NLRP3 pathway to reduce inflammation^{55,56}. Fluvoxamine inhibits melatonin metabolism, so it can increase the level of melatonin in the body, which can be beneficial in COVID-19⁵⁷.

3.4 Rationale for the use of Ivermectin

In vitro studies have shown that ivermectin inhibits the replication of many viruses, including influenza, zika, dengue and others. It was also seen that it inhibits the replication of SARS-CoV2 in cultures of infected cells, leading to the absence of almost all viral material within 48 hours. In addition to these, in several animal models, when infected with SARS-CoV2 or similar coronaviruses, the use of ivermectin in several preclinical and clinical studies resulted in a significant drop in viral load and blocked several inflammatory pathways associated with proteolysis, cell lysis and consequent reduction of organ damage⁵⁸⁻⁶⁶

Likewise, several in vivo studies with animal models using ivermectin resulted in the activation of several anti-inflammatory pathways, potentiating these mechanisms through the inhibition of several cytokines associated with inflammatory activation as well as the transcription of the nuclear factor- κ B (NF- κ B), a factor involved in an uncontrolled inflammatory response⁶⁷⁻⁶⁹.

Some observational studies and open randomized studies with a small number of COVID-19 patients using ivermectin suggest that (1) ivermectin prevents the transmission and development of COVID-19 disease in healthy people exposed to infected patients⁷⁰⁻⁷³; (2) accelerates clinical recovery, minimizing the evolution to complications in patients with mild and moderate clinical condition if treated soon after symptoms⁷⁴⁻⁷⁶; (3) accelerates recovery and prevents admission to the ICU and death of hospitalized patients⁷⁷⁻⁸⁰ and, in regions where its use was widespread, (4) it indicates a possible reduction in mortality, however, such studies did not adjust the covariates, nor did they perform a sample calculation that demonstrates supporting the conclusions obtained^{81,82}.

Such evidence shows the need to study this drug using an adaptive design model and using a robust methodology to verify the real role of this drug in the context of the treatment of COVID-19.

3.5 Rationale for the use of Metformin

Since the emergence of the first cases of viral pneumonia associated with SARS-CoV2 to date, several clinical conditions have been definitely associated with the complications that occurred, progression of lower respiratory tract infection, respiratory failure and death. It is believed that such conditions provide the virus with the development of an exacerbated inflammatory response. These clinical conditions are now considered to be risk factors for the worsening of COVID-19. Among these, advanced age is one of the most important and is associated with hypertension, diabetes, coronary artery disease, smoking, obesity.

In this context, obesity stands out, since after adjusted for the other risk factors, obesity appears as an important factor associated with worsening ventilation and the need for artificial ventilation assistance⁸³. Patients with body mass index > 25 kg / m² or men with excess visceral adipose tissue are at higher risk of needing invasive ventilatory support in the case of COVID-19⁸⁴.

Visceral adipocytes secrete several inflammatory pro-mediators and pro-coagulant molecules, including interleukin (IL) -6, tumor necrosis factor α (TNF- α) adipokines and D-dimer, with a high production of chemokines being observed in patients with COVID-19 inflammatory and procoagulant agents, which were identified and associated with the pulmonary inflammatory condition of these patients^{85,86}. In patients with type 2 diabetes mellitus TNF- α and IL-6 are elevated and IL-10 levels are reduced, there is a direct relationship between these changes and the intensity of insulin resistance observed in these patients⁸⁷.

Metformin, a type 2 diabetes medication, decreases levels of TNF α , adipokines and IL-6, and increases levels of IL-10, being these changes observed both in experimental studies and in studies carried out in patients with type 2 diabetes mellitus and are more evident in women⁸⁸⁻⁹⁰. These effects associated with the reduction in circulating adipokines may contribute to minimize the degree of inflammatory response and thus reduce the severity of the disease⁹¹

Clinical studies have suggested that the clinical complications and mortality in patients with COVID-19 may be lower in patients using metformin, however their observational and retrospective design (analysis of medical records) as well as other studies that do not confirm this

association makes it difficult to adopt metformin as part of the treatment of inpatients⁹²⁻⁹⁵. Recently, an observational study identified metformin as a potential mortality reducer in women⁹⁶.

Considering these conflicting evidences in the literature and the safety of metformin, there is a need for randomized and prospective studies using this drug in patients with COVID-19.

3.6 Justification of dose / regimen, route of administration and duration of treatment

3.6.1 Fluvoxamine

The STOP COVID 2 study evaluated fluvoxamine in patients with COVID-19 and showed a potential benefit in reducing complications associated with the disease, suggesting the need for conducting randomized, placebo-controlled studies, since the purpose of the study was to explore this possible therapeutic and therefore with a small number of patients involved⁹⁷. Considering contacts made with the researchers of the STOP COVID study, we chose to adopt the dosage of (100 mg twice a day), different from the initial study, which adopted the dose of 100 mg three times a day, considering the dose maximum allowed by the American drug regulatory agency (FDA). According to the authors, 96% of the participants who used fluvoxamine reached a dose of 200 mg/day (86 out of 90), but only 50% of patients raised the dose to 300 mg/day and this occurred only after 5-6 days of treatment, which may already be out of the risk period for complications. In other words, the study's result suggests that it is not necessary to reach 300 mg/day of fluvoxamine. Reviewing the pharmacokinetics and activity of fluvoxamine to S1R receptors, apparently 200 mg/day is enough to the expected S1R agonist effect. Thus, we chose to consider treatment with fluvoxamine at a dose of 100 mg twice a day and for 10 days, which will cover the period of the most significant risk of COVID-19 worsening.

3.6.2 Ivermectin

Several studies using ivermectin for either prophylaxis or treatment purposes have used the drug in a single dose, which ranges from 150-250 µg / kg.

Similar to the studies that used ivermectin as an antiparasitic, we chose to use the fixed dose scheme by weight range. Thus, patients weighing less than 60 kg will receive 12 mg of ivermectin, between 60 to 80 kg will receive the dose of 18 mg and patients weighing over 80 kg will receive the dose of 24 mg of ivermectin. This dose has been shown to be safe in these studies and in studies in patients with COVID-19.

The literature data regarding an extra dose are conflicting, and therefore in this study, we will choose to use the single dose.

3.6.3 Metformin

At the time of designing this protocol, there are no registered clinical studies (randomized and double-blind) for the treatment of COVID-19 in its initial phase containing metformin. We chose to use the dose of 750 mg in two daily doses of metformin since in the majority of the clinical studies in which anti-inflammatory effects are clinically relevant, they used the dose of 500 mg in two doses or 750 mg in two daily doses.

We chose to use the extended-release formulation since it causes less adverse gastrointestinal effect and bioavailability is more consistent and stable, which becomes an advantage when offering a uniform serum dose.

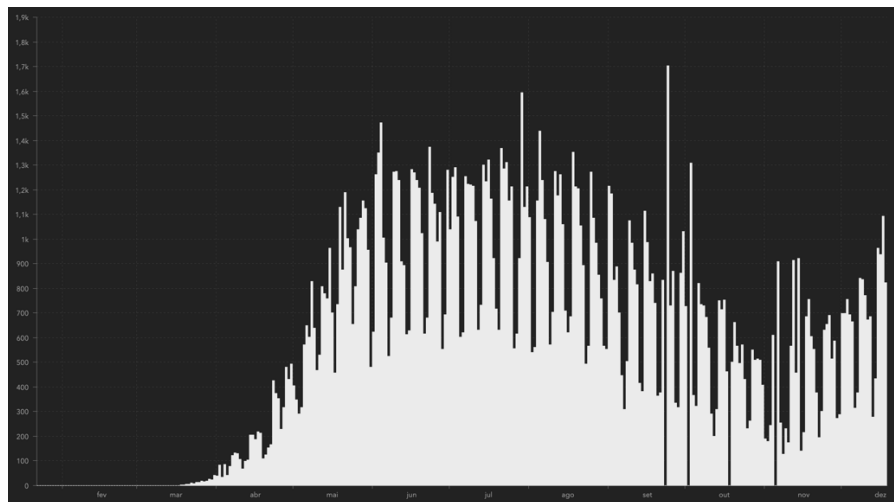
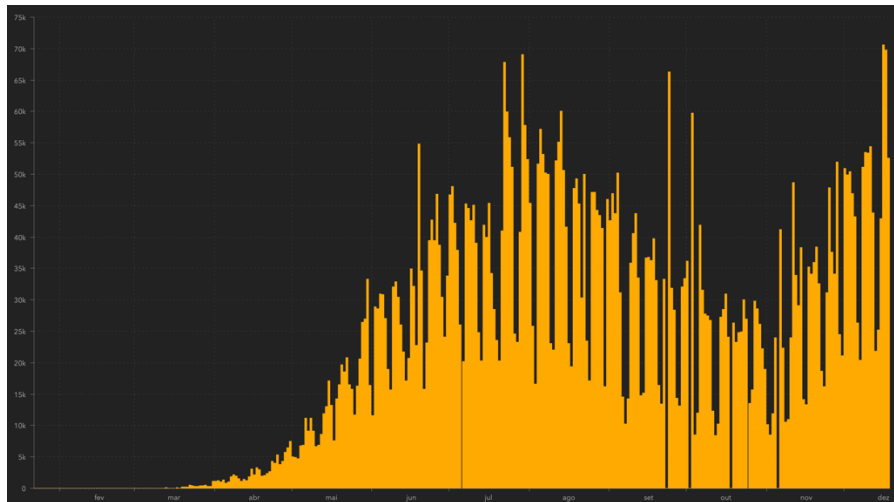
3.7 Justification for the study

The World Health Organization has been monitoring this disease since the first cases, compiling data from countries regarding the progress of COVID-19. Considering the high mortality of this disease and the lack of effective treatment, the academic community has made an unprecedented effort in recent scientific history attempting to seek an alternative to reduce this high mortality. In the platform www.clinicaltrials.gov there are currently 4,195 clinical studies targeting COVID-19, many of which have been carried out under non-ideal conditions or with inadequate designs⁹⁸.

From the beginning of the pandemic to the present, the Brazilian scientific community has been making an unprecedented effort, targeting COVID-19. There are 777 clinical studies approved in

Brazil to date⁹⁹. Many of these studies have shown important information which impacted the way in which COVID-19 is approached, leading to changes in care in several countries.

However, both morbidity and mortality have been reduced little, and it is essential to continue this academic effort to face the current pandemic. Today, December 17th, the pandemic still shows signs of exuberance, with increasing rates of cases, hospitalizations and mortality (Figures 5, 6).



Figures 5 and 6 - Numbers of daily cases (yellow) and deaths (white) associated with COVID-19

Source: Johns Hopkins University data Center (12/17/2020)

There is, therefore, the need to offer a response to an epidemic that has been plaguing our country since March / 2020, associated with the fact that current data from patients with COVID-19 are exuberant and the need to find an effective treatment for this pandemic in itself would justify giving up a study containing a placebo arm.

Currently, the absolute number of deaths exceeds the epidemics of EBOLA (1976), SARS (2002) and MERS (2012).

Nevertheless, considering the lack of efficient treatments in patients with initial and acute COVID-19, the presence of the placebo group becomes an important tool to ensure that we have a control group being exposed to the same conducts, concomitant medications, medical procedures and attitudes, something complex to obtain in clinical protocols, in which it is not possible to get data with the same temporal nexus. Such attributes, which demand a control group with standard treatment, are fundamental to verify the real usefulness of treatments and interventions. However, we must consider the pandemic involving a deadly disease for which there are no treatments. In this context, it is important to highlight the adaptive design of the study. In case of evidence of superiority of some arm or even futility, measures will be adopted in the research to avoid either unnecessary exposure to some treatment or not to inform any effective treatment in this case. The assumptions of contemporary treatment and health professionals conduct concerning the disease, exposure to health resources, and access to resources will be present. Patients treated in the health care network which will not be participating in this research will not be conducted with the knowledge of treatment bias. The primary outcome to be observed is the need for hospitalization due to disease progression.

4 RESEARCH PLAN

4.1 General study design

The study consists of a face-to-face screening and randomization visit, which will take place simultaneously and visits through telephone contact and social media applications using video-conferencing:

V1 (D0) - Screening visit

V2 (D0) - Baseline Visit + Randomization (Beginning of the treatment phase)

V3 (D3) - Telephone Contact for Day 3 (+ 1 day)

V4 (D7) - Day 7 Phone Contact (+ 1 day)

V5 (D10) - Day 10 Phone Contact (± 2 days ; End of treatment phase)

V6 (D14) - Day 14 Telephone Contact (± 2 days)

V7 (D28) - Telephone Contact of the 28th (± 3 days)

V8 (D60) - Day 60 Telephone Contact (± 5 days)

Note: Participants who prematurely discontinue the product under investigation remain in the study.

Unscheduled visit (during the treatment period, at any time in case of adverse events.

4.1.1 Visit V1 and V2 - Screening Visit / Baseline Visit / Randomization

During the screening visit, potentially eligible patients will be offered the possibility to participate in a research program to address experimental treatments for COVID-19. The Informed Consent Form will be presented and after they agree to participate and sign the written consent, the screening procedures for the study will begin. The eligibility criteria, demographics, concomitant medications and sample collection for a rapid test for COVID-19 will be checked.

Patients tested negative for COVID-19 will be considered a screening failure and positive patients will be invited to perform visit 2 in sequence, when all the procedures of the research flowchart will be performed.

Participants who already have a positive RT-PCR test for SARS-CoV2 at the time of screening and meet all the inclusion criteria in the survey will not need a new confirmatory test for COVID-19 and can be considered eligible for the randomization / treatment.

4.1.2 Treatment phase (Randomization):

After performing all the procedures of the baseline visit, checking all the inclusion criteria and identifying that the patient does not meet any exclusion criteria from the study, the participants

will be considered eligible for the treatment phase and will then be randomized to one of the four arms of the study ,1: 1: 1: 1 ratio for treatment with the product (s) under investigation.

This randomization process will be performed centrally using the IWRS system, with treatment KITs identified through random numbering. KIT's will be made available in a way that does not allow the identification of the medication under study by any individual.

Participants will start their designated treatments (Fluvoxamine; Ivermectin; Metformin or placebo).

4.2 Duration of participation in the study

The participation of each eligible research subject includes a screening visit (D0), followed by the treatment phase (10 days per participant), which will end in D09. The study will continue in a follow-up phase after the treatment, with telephone contact scheduled for 28 and 60 days after the randomization date.

To verify the primary and co-primary outcome, follow-up up to 14 and 28 days, respectively, will be adopted. To evaluate outcomes of late complications of COVID-19, post-study follow-up by telephone contact will be done on day 60 after randomization.

Patients who prematurely discontinue the investigated product will remain in the study to collect data on the events of the composite outcome and will receive the usual care.

5 PARTICIPANT SELECTION AND WITHDRAWAL

5.1 Number of participants

For detailed information about the sample size justification, see Section 12.

5.2 Inclusion criteria

- a) Patients over 18 years old with the ability to provide free, prior and informed consent;

- b) Patients assisted at the Basic Health Unit of the Unified Health System (SUS) or patients assisted at SUS emergency care units or supplementary medicine with an acute clinical condition compatible with COVID-19 and symptoms beginning within 7 days of the screening date;
- c) Patients over 18 and with at least ONE of the following criteria
1. Age \geq 50 years (does not need any other risk criteria)
 2. *Diabetes mellitus* requiring oral medication or insulin
 3. Systemic arterial hypertension requiring at least 01 oral medication for treatment
 4. Known cardiovascular diseases (heart failure, congenital heart disease, valve disease, coronary artery disease, cardiomyopathies being treated, clinically manifested heart disease and with clinical repercussion)
 5. Symptomatic lung disease and / or being treated (emphysema, fibrosing diseases)
 6. Symptomatic asthma patients requiring chronic use of agents to control symptoms
 7. Smoking
 8. Obesity, defined as BMI > 30 kg / m² (weight and height information provided by the patient)
 9. Transplant patients
 10. Patient with stage IV chronic kidney disease or on dialysis.
 11. Immunosuppressed patients / using corticosteroid therapy (equivalent to at least 10 mg of prednisone per day) and / or immunosuppressive therapy)
 12. Patients with a history of cancer in the last 05 years or undergoing current cancer treatment
 13. Patient with positive rapid test for SARS-CoV2 antigen performed at the time of screening or patient with positive SARS-CoV2 diagnostic test within 07 days of symptom onset.
- d. Willingness to use the proposed investigational treatment and follow the research procedures.

5.3 Exclusion criteria

Participants who meet any of the following criteria during screening will be excluded:

1. Diagnostic examination for SARS-CoV2 negative associated with acute flu-like symptoms (patient with negative test taken early and becoming positive a few days later is eligible, if he is <07 days after the onset of flu-like symptoms);
2. Patients with acute respiratory condition compatible with COVID-19 treated in the primary care and with hospitalization need;
3. Patients with acute respiratory condition due to other causes;
4. Dyspnea secondary to other acute and chronic respiratory causes or infections (e.g., decompensated COPD, acute bronchitis, pneumonia, primary pulmonary arterial hypertension);
5. Acute flu showing at least ONE of the criteria below:
 - i. Respiratory Rate > 28 / min;
 - ii. SaO₂ <90% or <93% on nasal oxygen therapy at 10 L / min;
 - iii. PaO₂ / FIO₂ <300 mmHg;
6. Patients using serotonin receptor inhibitors: Donepezil, sertraline;
7. Use of the following medications in the last 14 days:
 - i. Monoamine Oxide Inhibitors (MAOIs): Phenelzine, Tranylcypromine, Selegiline, Isocarboxazide, moclobemide;
 - ii. Use of iodinated contrasts during treatment until 05 days after the end;
 - iii. Use of antiretroviral agents (Treatment of Acquired Immunodeficiency Syndrome - AIDS);
8. Patients with severe psychiatric disorders or major depression not controlled or controlled with any of the prohibited drugs (item above);
9. Pregnant or breastfeeding patients;
10. History of severe ventricular cardiac arrhythmia (Ventricular tachycardia, patients with recovered ventricular fibrillation) or Long QT syndrome;
11. History of diabetic ketoacidosis or clinical condition that maintains persistent metabolic acidosis;

12. Surgical procedure or use of contrast planned to occur during treatment or up to 05 days after the last dose of the study medication;
13. Current daily and / or uncontrolled alcoholism;
14. History of seizures in the last month or uncontrolled seizure;
15. Clinical history of Liver Cirrhosis or Child-Pugh C classification;
16. Patients with known severe degenerative neurological diseases and / or severe mental illness;
17. Inability of the patient or representative to give consent or adhere to the procedures proposed in the protocol;
18. Known hypersensitivity and / or intolerance to Fluvoxamine, Ivermectin or Metformin;
19. Inability to take oral medications;
20. Inability or unwillingness to follow research guidelines and procedures

5.4 Randomization criteria

Participants can be randomized when they meet the inclusion criteria and have no exclusion criteria for the study.

5.5 Discontinuation of the product under investigation or withdrawal of participants

5.5.1 Discontinuation of the product under investigation

During the research treatment phase, the participant may suspend the product under investigation at any time. Likewise, the investigator may interrupt the product under investigation whenever necessary, either due to an adverse event or to preserve the patient's safety.

Participants who discontinue treatment under investigation without an apparent reason after randomization and prior to the completion of the study will be encouraged to return with the medication and continue the study as normal. If the treatment is discontinued, the patient will continue in the research for the collection of information regarding events of the composite outcome. These participants will be treated according to the standard of care.

5.5.2 Withdrawal from the study

5.5.2.1 Withdrawal of consent

Within the provisions of the prior, free and informed consent and good clinical judgment regarding participant safety, every effort should be made to ensure that participants complete the treatment phase and visits after the treatment phase. Participants will be informed that they are free to withdraw from the study at any time. However, if a participant withdraws from the study, every effort will be made to determine why the patient withdrew the consent. Although participants are not required to give a reason for withdrawing consent, the investigator will ask for the reason while fully respecting the participant's rights. When provided by the participant, the reasons for withdrawing consent will be recorded on the clinical record and the center should do its utmost to ensure that the participant completes the described early termination (EP) procedures. Every effort will be made to contact a participant who fails to attend and / or attend a study visit by phone to ensure that the participant is in a satisfactory state of health.

Participants who wish to withdraw their consent will be offered the opportunity to consent to the following:

- Provide information about your own health status by phone or other means up to the date of the EoS
- Allow family doctors or the family to be contacted to provide information about the participant's health status
- Allow a final contact at the end of the study (on or after the EoS)

5.5.2.2 Participant withdrawn by the investigator

The investigator and designated staff may use their medical judgment to terminate the study participant's participation if he determines that the study participant's continuation is a potential safety concern. The investigator must immediately inform the medical monitor of plans for early withdrawal from a study participant. Participants withdrawn by investigators will also be offered the opportunity to consent to the three options described above. All participants who have withdrawn early from the study for any reason must complete the study's Early Termination

procedures and be monitored for safety after receiving the last dose of study medications. Randomized participants withdrawn from the study will not be replaced, regardless of the reason.

5.5.2.3 All early withdrawal participants

For any participant who leaves the study early (including participants who withdraw their consent), survival information can be verified by searching public databases at the end of the study.

6 STUDY TREATMENTS

6.1 Concealment of treatment

The initial phase is blind to the participant and the research team.

To minimize the potential for bias during the treatment phase, treatment randomization information will be kept confidential by an unblinded biostatistics and will not be released to third parties until the study database has been blocked. The study is blind and the patient, the investigator and team will not have access to the contents of the bottles, which are closed and hermetically sealed. Likewise, the sponsor and designees will not have access to randomization data. The treatment bottles will be dispensed through codes, kept by a non-blind biostatistics not involved in the research. The DSMC and drug safety team, will not have access to the patients' allocation during interim, except in the foreseen situations (decision to interrupt any arm of the study, termination of the study or due to global safety issues of the participants).

The clinical research supply management team will have access to the general use of research products at the center level to manage packaging and distribution activities, as well as to oversee stock levels in drug stores and study centers.

The investigator, study center staff, or study pharmacist must do their best not to disclose treatment assignments to other health professionals, external participants in the participant's care, or caregivers.

6.2 Administration of dose / formulation

6.2.1 Fluvoxamine

It will be provided to the participant in the form of 100 mg tablets for oral use.

6.2.2 Ivermectin

It will be provided to the participant in the form of 06 mg tablets for oral use.

6.2.3 Metformin

It will be provided to the participant in the form of 750 mg prolonged-release tablets for oral use.

All products under investigation will be supplied to patients from companies approved by ANVISA and certified for their production.

6.3 Posology and administration

6.3.1 Treatment groups

- ◆ Fluvoxamine:
 - Dose of 100 mg twice daily for a period of 10 days, with doses always taken at 7 am and 7 pm

- ◆ Ivermectin:
 - Single dose of 18 mg if weight <80 kg OR
 - Single dose of 24 mg if weight > 80 kg

- ◆ Metformin:
 - 750 mg dose twice daily for a period of 10 days, with doses always taken at 7 am and 7 pm

6.4 Packaging and labeling

The products under investigation will be provided to the participants at no cost, along with the orientation of using them only for the purpose of the research. Bottles of identical shape will be provided with the amount of medication sufficient for use. The patient must return with the blister cards to account for the medications delivered.

The study medication used will come from pharmaceutical factories with commercial authorization for their production, already approved by ANVISA.

6.5 Study treatment allocation

Each eligible participant will be allocated to 1 of the 4 treatment groups through a remote randomization system accessible via the internet (IWRS):

- Fluvoxamine
- Ivermectin
- Metformin
- Placebo (pills without medication)

After inclusion in the initial phase of the study, each participant will receive instructions on the proper dosage of medications and individual instructions on when to take them and other concomitant medications after considering the participant's current medication regimen. The participant will be instructed to follow the dosing instructions agreed during the remainder of the study to encourage adherence. The investigator will determine if the study drug administration instructions require changes at each planned telephone contact visit and any changes will be communicated to the participant.

Participants who qualify for the treatment phase will be randomized to receive the investigational products according to the allocation in one of the study arms.

Participants will also be instructed to keep the empty / unused medication bottles which will be collected by the research staff at D10 for compliance assessment at the treatment stage. Participants will be instructed to return the empty / unused medicine blisters to the containers in which they were originally supplied.

Adherence will be documented. Adherence will be assessed based on the prescribed number of drugs, the duration of treatment and the amount of drugs dispensed and returned (used and unused). Adherence reported by the research subject will also be considered.

6.6 Supply, storage and accounting by the study center

6.6.1 Supply by the study center

Once a study center has been approved to receive the study drug, it will receive an initial shipment of drugs sufficient for 20 participants. The need for medication replenishment will be assessed regularly, taking into account the number of enrolled participants, the number of participants screened at the study center and the study's overall participation.

6.6.2 Storage

The pharmacist or the representative will check and acknowledge receipt of each shipment of the drugs. These will be shipped and stored at room temperature, not exceeding 30 ° C and away from direct sunlight exposure. All study drugs will be stored in a safe place. No participant, other than those included in this specific clinical study, should take the drugs provided for this study. The drugs provided for this study cannot be used in any animal or laboratory research.

6.6.3 Accounting

All products under investigation dispensed to participants must be accurately recorded in the accounting record for the investigated product maintained at the center of the study by the study pharmacist or qualified representative. Participants must be instructed to return all research products dispensed to them (blisters and containers, used or not), which will be collected by the research staff at D14. All used blisters and containers of the product under investigation will be retained at the center by the study pharmacist / qualified representative for verification of the study monitor. Accounting and verification of adherence to the product under investigation for all

products under investigation will be carried out by the study pharmacist or the qualified representative at each scheduled study visit.

6.7 Modification of drug dose

6.7.1 Adverse reactions when using medications

The research participant should contact the research team when presenting any adverse reactions that the participant believes may be associated with the product under investigation. In the same way, the patient will be monitored daily through telephone contacts to assess the presence of undesirable symptoms, adverse reactions and other signs/symptoms that may be present. The participant can be scheduled for extra safety consultation whenever the investigator deems it necessary concerning the information obtained during the telephone contact.

The decision to temporarily suspend medication can be taken at any time by either the participant or the investigator. Whenever possible, the patient should return to use the products under investigation.

6.7.2 Usual care

During the treatment phase, all participants will receive regular treatment following the guidelines. Usual care includes recommendations for all aspects of treatment for patients with acute upper respiratory infections (i.e., recommendations for antipyretics if AT > 38.00 C, frequent hydration, severe myalgia analgesics and look for medical help if tired). Usual care can also include educating the patient.

6.8 Prohibited therapy, special considerations and concomitant treatment

6.8.1 Prohibited medications

Throughout the study, the following drugs will be prohibited while the patient is being treated with the study medications:

- Monoamine Oxide Inhibitors (MAOIs): Phenelzine, Tranylcypromine, Selegiline, Isocarboxazid, moclobemide;
- Use of iodinated contrasts during treatment until 05 days after the end;
- Use of antiretroviral agents (Treatment of Acquired Immunodeficiency Syndrome - AIDS);
- Sertraline, Donepezil

6.8.2 Concomitant medications

Information on concomitant medications (prescription drugs, over-the-counter medications, herbal medicines and naturopathic medicines, etc.) will be collected from screening and throughout the study (including the Early Termination / EoS visit, follow-up call).

In general, participants should continue on the same medications and regimens that were in progress at the time of entry into the study. Doses of these concomitant drugs should be kept as stable as possible during the study. Drugs the investigator considers suitable for the treatment of any intercurrent illness or a pre-existing condition that are not on the list of prohibited drugs or are not considered an exclusion criterion for participation in this study will generally be allowed.

7 RISKS AND PRECAUTIONS

7.1 Precautions

The investigator must be attentive to the administration of investigational drugs in the following situations:

- Depression or psychiatric conditions: Such patients must be carefully evaluated, and their participation may be allowed if there is no evidence of an uncontrolled condition, worsening or major depression. Patients with severe psychiatric conditions should not participate in this study.
- Patients using verapamil should be observed carefully as there may be an increase in serum metformin bioavailability.
- Patients should eat after using medications. It is not advisable to take the drugs while fasting.

- Patients with a history of seizures can participate if they have no manifestation in the last 60 days and if it is a stable condition, under pharmacological control.

7.2 Adverse reactions

7.2.1 Fluvoxamine

Most of the adverse reactions reported in clinical studies conducted with Fluvoxamine are gastrointestinal symptoms, usually mild (nausea, dyspepsia, mild diarrhea, abdominal pain). Other adverse reactions: agitation, anxiety, insomnia, headache, anorexia, palpitations, hyperhidrosis, malaise. Aside from gastrointestinal symptoms, the other symptoms during treatments for less than 30 days are not common.

7.2.2 Ivermectin

The majority of adverse reactions reported in clinical studies conducted with ivermectin are related to the digestive system, usually mild gastrointestinal symptoms (nausea, dyspepsia, mild diarrhea, abdominal pain). Other adverse reactions: dizziness, drowsiness, vertigo, skin allergic reactions, which can occur in less than 1% of patients.

7.2.3 Metformin

The majority of adverse reactions reported in clinical studies conducted with Metformin are gastrointestinal symptoms, usually of mild intensity (dysgeusia, nausea, dyspepsia, mild diarrhea, abdominal pain, lack of appetite). Other adverse reactions: reduced absorption of vitamin B12 and lactic acidosis, both very rare (incidence less than 1: 10,000).

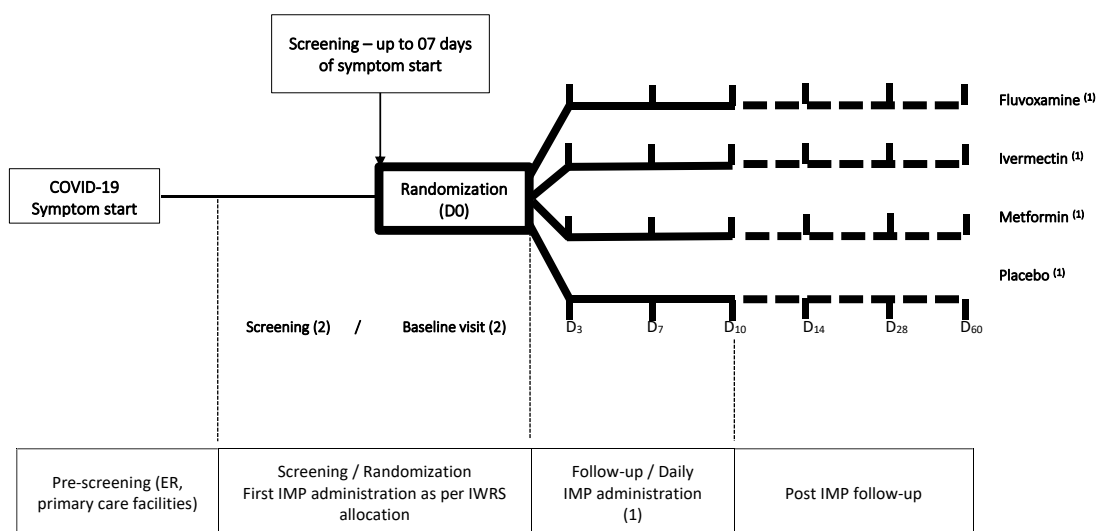
8 STUDY PROCEDURES

For a detailed assessment schedule (with all assessments, visits and visit windows required by the protocol) see the study flowchart.

8.1 Screening procedures

8.1.1 Screening procedures

Before carrying out any specific procedure for the study, the participant will receive an explanation of all study procedures and must date and sign a Free, Prior and Informed Consent form approved by an Ethics in Research Committee. The screening visit will be carried out (1) in Basic Health Units / Outpatient Units or (2) in Emergency Care Units, whether from SUS or supplementary medicine, as shown in the flow chart below:



1. Treatment: Fluvoxamine, Ivermectin and Metformin in parallel groups for the planned period. Discontinue if significant symptoms or adverse reactions.
2. Screening and Randomization must be performed on the same visit. Ensure that the patient is randomized when at medical care facility. Patient with confirmed SARS-CoV2 positive test and less than 07 days of symptom onset can be considered for randomization.
3. Subsequent visits: D3, D7, D10, D14, D28, D60 will be carried out by telephone and/or social media App. Extra visits for safety purposes can be made at any time. Visits D14 and D28 are considered outcome visits as per protocol. D28 and D60 are considered post-study visits for monitoring late complications related to COVID-19 and eventual evaluation of late adverse reactions to research drugs and will be carried out by telephone. There is no provision for face-to-face visits in this research in view of the regulatory recommendations issued by the public health authority in the context of the pandemic.
4. Daily contact by phone (not marked above) will be made between Days 1 to 9. Phone contact after D9 will be performed as per protocol.

Table 1 - Flowchart of Procedures

The identification of eligible patients will occur during the screening or during the clinical consultation. Patients identified with acute flu syndrome in the context of the COVID-19 pandemic will be invited to learn about the research project. If they show interest, they will be sent to a previously designated and trained research member to present the proposed research program and present the Free, Prior and Informed Consent which will be presented in accordance with current regulatory standards for clinical research. The research procedures will only be initiated after the

participant sign the informed consent form. At the screening visit, participants will receive an exclusive participant number, which will be generated on IWRS.

Participants will be screened first to identify those who meet the eligibility criteria. As soon as a participant meets all the eligibility criteria, he will begin the baseline visit phase.

The activities described below will be carried out during the screening visit:

- The participant signs the consent form
- Review of eligibility criteria
- Demography
- Pregnancy test for women of childbearing age
- Respiratory signs and symptoms
- Performing the rapid test for COVID-19 using the nasopharyngeal sample to be collected at this time.

8.1.1.1 Participants rescreening

In this study, patient rescreening is only allowed if it occurs with an interval > 30 days from the first evaluation, in the case of a patient previously defined as selection failure due to the rapid test examination for COVID-19 being negative.

8.1.2 Visit 2: Baseline visit procedures / Randomization

The baseline / randomization visit should be performed immediately after confirming positivity for COVID-19 through the rapid test. If the patient has difficulties or has a confirmatory exam for COVID-19, randomization may be performed within 07 full days of the onset of acute flu-like symptoms. The following procedures will be performed on this visit

- IWRS registration
- Review of eligibility criteria
- Medical history
- Weight (informed by the patient)

- Height (informed by patient)
- ECG (Kardiamobile, 01 or 06 leads) to measure heart rate and QT interval.
- Adverse Events if applicable
- Concomitant medications
- WHO flu syndrome questionnaire
- Questionnaire Eq-5D-5L
- Baseline pulse oximetry measurement
- Randomization
- Delivery of medications and its guidelines
- Guidance on daily telephone contacts and subsequent visits
- Guidelines regarding visits D3 and V7 and the associated procedures (600 initial patients)
- COVID-19 guidelines and quarantine recommendations

8.2 Treatment phase procedures (double-blind)

Participants who meet all the inclusion criteria and do not present exclusion criteria will be randomized up to 07 full days from the date of onset of symptoms, preferably following the screening visit (both performed at the same time). The procedures to be performed for the randomization visit will be considered as procedures for the V2 visit. The medication allocated through randomization will be delivered to the patient, with the SWAB KITS for the first 600 patients (nasopharyngeal SWAB associated with sputum sample collection / saliva collection to check viral load) and the patient will also receive guidance regarding daily telephone contacts and procedures associated with the next study visits. Considering the transmissibility of COVID-19 and the need to quarantine cases, daily telephone contacts will be made between randomization until D7.

8.2.1 Daily telephone contacts (D2 to D7)

The patient will be contacted daily either by telephone or through social media. The following data will be evaluated:

- Tolerance towards the product under investigation
- Adverse effects / adverse reactions

- Clinical evolution regarding COVID-19 and eventual emergency room visits or hospitalizations
- WHO Flu Symptoms Questionnaire

For the first 600 patients in the research, during the contact made during the D2 and D6 visit, the participant will be instructed about the collection of nasopharyngeal SWAB or sputum / saliva, which will be performed by the participant himself the next day (D3 and D7) . In the D7 Telephone Contact, the participant will be instructed on the collection of the SWAB samples (will be collected at the patient's home) or at a place to be agreed upon, in the event of the impossibility of accessing the delivery service (place of difficult access, high social vulnerability). In these cases a designated person will go to a known point at an agreed time to receive the sample collected.

8.2.2 Visit 3 and 4: D3 and D7 (+ 1 day)

In these visits, in addition to the procedures as described in the daily telephone contacts, the collection of nasopharyngeal SWAB or sputum / saliva will be performed by the participant. This procedure will be performed for the first 600 patients included in the research (approximately 150 patients per treatment arm).

In addition, the following procedures will be verified during these visits:

- Adverse events
- Concomitant Medications
- WHO flu symptoms questionnaire
- Respiratory symptoms
- Clinical outcomes
- Remote accounting of the product under investigation

8.2.3 Visit 5 - D10

In a telephone / social media contact a face-to-face assessment of the patient will be scheduled, which will be carried out the day after the last day of administration of the medication under investigation. The following procedures are planned for this visit.

- Adverse events evaluation / special situations
- Registration of medications and concomitant procedures
- Evaluation of secondary clinical outcomes
- Collection of the KITs of the research medication for accounting.
- Orientation regarding the end of the treatment period
- Orientation regarding the follow-up phone contacts

8.2.4 Visits V6 (D14), V7 (D28), V8 (D60 - End of the Study)

These visits will be performed through telephone contact. The last visit can be in person, at the discretion of the investigator (in case it is necessary to check any adverse event or if the patient asks for it). The following procedures will be verified during these visits:

- IWRS registration
- Assessment of adverse events
- Evaluation of clinical outcomes
- Registration of medications and concomitant procedures
- Guidance on end of contacts and end of research

On visit D₂₈ an EQ-5D-5L questionnaire will be conducted over the phone.

8.3 Procedures for unscheduled visits

An unscheduled visit may occur at the discretion of the investigator or at the patient's need and can occur during the treatment period until the final study visit (V8).

In an unscheduled visit during any phase of the study, the following activities will be carried out:

- IWRS registration
- Adverse events evaluation / special situations
- Registration of medications and concomitant procedures
- Evaluation of the reason for the unscheduled visit and conduct establishment.

Any other study evaluations can be performed at the discretion of the investigator during an unscheduled visit. In the case of expected complications of COVID-19, the related adverse events will be considered as expected for the clinical problem presented.

The following activities are optional during an unscheduled visit:

- Physical examination
- Collection of blood sample for hematological evaluation (central laboratory)
- Referral to tertiary care services for continuity of treatment at the hospital level.

8.4 D28 visit procedures

The day for the evaluation of primary and secondary outcomes for the study is the day of visit D28. We will do telephone follow-up after the study's final outcome visit (D28), as we consider it important to check for any late complications both from participation in the study and from COVID-19. This post-study visit is scheduled to take place at D90 post-randomization.

8.5 Early termination procedures (TP)

For participants who withdraw prematurely from the study (before the expected end-of-study evaluation date - D28), the center should ensure that the participant completes the TP visit, which must be carried out on the day of withdrawal or as soon as possible after withdrawal. The assessments made during the TP visit should be the same as the D28 visit.

9 STUDY EVALUATIONS

9.1 Laboratory tests

In this clinical research protocol there is no provision for laboratory tests, except for the rapid test test for COVID-19 and RT-PCR tests, both using nasopharyngeal / saliva secretion as biological material to perform the tests.

In women of childbearing age, a pregnancy test is planned, and the biological material to be used is urine.

Eventual laboratory tests may be performed to elucidate adverse events or alterations for which the investigator deems necessary laboratory evaluations.

9.2 Vital signs

Considering the extremely transmissible characteristic of SARS-CoV2 and the isolation recommendations of positive individuals, the vital data to be observed are:

- Respiratory frequency
- Arterial oxygen saturation using a digital oximeter.
- Temperature.
- Weight and height (reported by the patient)

9.2.1 Heart rate and blood pressure

Considering the highly transmissible characteristic of COVID-19 and the risks of contamination of the research team, and considering the profile of patients participating in the research (patients with mild symptoms, without any complication of the main physiological system at the time of participation), we understand that blood pressure and heart rate data will not contribute to any COVID-19-related risk assessment. In addition, heart rate can be obtained when ECG is performed using the Kardiamobile®. Therefore, it is a procedure that adds transmission risks to the research team without a direct benefit from the data. This way we will not measure blood pressure or heart rate in the classic way, during this research,

9.3 Physical examination

There is no provision for a complete physical examination in this survey for the same reasons listed in item 9.2.

9.4 ECG assessment

The evaluation of an ECG trace must be carried out to check for any changes resulting from COVID-19 and will be carried out during the Screening visit. We will not monitor the QT interval in this research as the medications in use do not change the QT interval.

The participant must rest at least for 5 minutes before the examination and the procedure to be performed according to the guidelines of the Kardiamobile® manufacturer.

9.5 Results reported by patients

The questionnaires of results reported by the patients (EQ-5D-5L, and WHO flu syndrome questionnaire) will be answered by the participants before the study team carries out any other evaluations during the telephone contact or in person visit, in order to avoid influencing the answers from participants. Study coordinators will review the participant's answers immediately after the participant completes the questionnaires to ensure that all questions are answered.

Clinical worsening questionnaire – WHO: We will assess the clinical condition of the participants using the WHO scale: 0-1: ambulatory (no clinical deterioration during the RCT phase), 2: activity limitation, but without hospitalization; 3: hospitalization, but no need for O2 therapy; 4: hospitalization, required O2 therapy; 5: non-invasive ventilation or high flow oxygen; 6: mechanical ventilaton required; 7: need for ventilation and additional organ support; 8: death. The scale can be found on page 6 at the following link:[https://www.who.int/blueprint/priority-diseases/key-action/COVID-19 Treatment Trial Design Master Protocol synopsis Final 18022020.pdf](https://www.who.int/blueprint/priority-diseases/key-action/COVID-19_Treatment_Trial_Design_Master_Protocol_synopsis_Final_18022020.pdf).

Since ordinal scales have proven useful in studies of hospitalized patients with respiratory diseases, this measure will be particularly useful as an outcome measure for the subset of study participants who require hospitalization.

PROMIS Global Health Questionnaire (Global-10): We will assess the global health status of patients on days 0, 14 and 60 using the 10-item PROMIS global health scale (Patient-Reported Outcomes Measurement Information System 10)¹⁰². The items on this scale assess the general

domains of health and functioning, including general physical health, mental health, social health, pain, fatigue and perceived general quality of life. The 10 question from Global-10 have been largely adapted from older measures, such as the SF-36 and EQ-5D, with modifications that have resulted in greater sensitivity and precision than the questions originally formulated.

9.6 Contraception in women of childbearing potential

For women of childbearing potential, a urinary or serum pregnancy test will be performed at the randomization visit.

Fluvoxamine is considered a “C” risk medication and there are reports of primary pulmonary hypertension, especially when used in the third trimester of pregnancy. These drugs can cause neurological withdrawal symptoms in newborns of mothers using fluvoxamine. It is excreted in breast milk in small amounts and therefore should not be used by breastfeeding mothers. Ivermectin is considered a “C” risk medication in pregnancy, and there are no studies evaluating its effect on this population. The recommendation for the use is only under medical guidance and after the risk / benefit assessment. It is excreted in small amounts through breast milk. Metformin is considered a risk B medication in pregnancy and is excreted in minimal amounts through breast milk. Considering the data above, pregnant and breastfeeding women cannot participate in this research.

Pregnancy testing will be performed on all women of childbearing age (the childbearing age being defined in this protocol as at least one menstrual episode occurring in the last 12 months in women between 18 and 55 years of age).

Any pregnancy that occurred during the treatment phase of the study will be monitored until birth to assess any complications and adverse events.

10 ADVERSE EVENTS (EVALUATION, REGISTRATION AND REPORTING)

10.1 Definition of adverse events

An adverse event is any unfavourable medical occurrence in a patient or a participant in a clinical study who has received a drug that does not necessarily have a causal relationship to that treatment¹⁰³. An AE can, therefore, be any sign (including an abnormal laboratory finding) or unfavourable and unintended symptom or disease temporally related to the use of a medicinal product (investigational), whether related to the medicinal (investigational) or not. That includes: (1) any new clinical condition, sign or symptom, clinically significant physical examination abnormality or newly diagnosed event that occurs during the reporting period for AEs, including signs or symptoms associated with an underlying condition that was not present prior to the reporting period of AEs; (2) a pre-existing condition that worsened in severity or frequency or changed characteristics after the participant signed the prior and informed consent, during the reporting period for AEs; and (3) complications that occur as a result of interventions required by the protocol. An AE can arise from any use of the drug under investigation (e.g. use in combination with another drug) and using any route of administration, formulation or dose, including an overdose. EAs can also be any side effects, damage, toxicity or sensitivity reactions that may be experienced by a participant in this clinical study.

For the purpose of this protocol, events that will not be considered AEs include:

- Expected signs or symptoms of a pre-existing medical condition (e.g., tremor in a participant with Parkinson's disease; migraine episodes) that did not worsen in severity or frequency or change characteristics during the reporting period for AEs;
- Surgeries or medical procedures are not EAs; however, the clinical condition (new or worsening) that led to the surgery or medical procedure is the reported AE (e.g., for appendicitis resulting in appendectomy, appendicitis must be reported as the AE);
- Overdose with no clinical signs or symptoms;
-

10.2 Adverse event reporting period

EAs, including serious adverse events (SAE), will be collected throughout the study period, from the moment the participant signs the prior and informed consent and until the EoS visit. All AEs still present at the time of completion of the study will be followed up by the investigator through contact with the participant until resolution or stabilization, or until the participant loses follow-up

and can no longer be contacted. The result must be documented in the participant's documents. The investigator must report all SAEs that occur after the reporting period specified in the protocol if, according to the investigator's assessment, there is a reasonable possibility that the SAE is related to the product under investigation or any study procedure.

10.3 Obtaining information about adverse events

If the participant reports an AE, it is the investigator's responsibility to obtain sufficient information to assess causality. This may require additional laboratory tests, physical examinations, telephone contacts, etc.

To avoid bias in the collection of AEs, participants should be asked to answer a neutral question, such as "How are you feeling?". It is also important to ask the participant in a non-biased way about changes in their health or use of concomitant medication since their last visit. This information must be collected before evaluations are carried out on all study visits. In addition, any symptoms/conditions reported during the assessments and considered clinically significant by the investigator will be assessed as AEs.

10.4 Assessment of adverse events

10.4.1 Intensity / severity

The medical assessment of intensity will be determined using the following definitions:

Light: AE is easily tolerated and does not affect usual activities.

Moderate: AE affects daily activities, but the participant is still able to perform them.

Severe: The AE is disabling and the participant is unable to work or perform usual activities.

A new AE will be documented whenever the intensity of an event changes.

It is important to note the distinctions between severe AEs and serious AEs (SAEs). Severity is a classification of the intensity of a specific event (such as mild, moderate, severe); however, the event itself may be of relatively secondary clinical significance (such as severe headache). A SAE, however, is an AE that meets any of the specified regulatory criteria required for designating

severity (e.g., a headache can be severe [significantly affects the participant's usual functions], but would not be classified serious, unless it meets any of the criteria for SAEs).

10.4.2 Causality and reporting

The investigator will provide a causality assessment for all AEs using their best clinical judgment based on the medical information available about the event being reported. The causality assessment will be re-evaluated as new information becomes available. If the investigator's assessment of causality is not reported, the event will be considered "related" until such information is received. Each investigator will assess the degree of relationship between the AE and the drugs under investigation using the following definitions:

Not related: There is no reasonable possibility that the product under investigation caused or contributed to AE.

- The event is related to a different etiology from the drug under investigation, such as underlying disease, study or procedures not included in the study, concomitant drugs or clinical status of the participant
- The timing of the occurrence of AE is not reasonably related to the administration of the study drug

Related: There is a reasonable possibility that the product under investigation caused or contributed to the AE.

- There is no compatible temporal association between the event and the administration of the drug under investigation
- There is a biologically plausible mechanism by which study treatment may have caused or contributed to AE
- The event improves or decreases after the study drug is discontinued without the initiation of any specific treatments for the event (withdrawal from exposure) and / or the event recurs or worsens with the reintroduction of study therapy
- The event cannot reasonably be attributed to the concomitant or underlying disease or other medications or procedures

For the purpose of assessing causality, “reasonable possibility” means that, based on the investigator's medical judgment of the available information, there are facts or arguments that suggest a positive causal relationship.

10.4.3 Result categorization

The result can be classified as: recovered/resolved (e.g., no sequelae); recovered/resolved with sequelae; not recovered / not resolved; fatal; or unknown (if tracking is not possible). If the result of an SAE is reported as recovered/resolved with sequelae, the investigator must specify the type of sequelae in the SAE form. If the result of an SAE is reported as unknown, the investigator must specify (in the SAE form) the justification for why the unknown was selected.

"Fatal" must be recorded as a result when the AE results in death. The cause of death is necessary when known. If an autopsy was performed, an autopsy report will be provided. If no autopsy has been performed, a death certificate will be provided, if possible. Death will be reported as a result and not as an event. If more than one AE is possibly related to the participant's death, the result of the death should be associated to the AE which, in the investigator's opinion, is the most plausible cause of death. All other AEs / SAEs in progress must be recorded as unrecovered / unresolved at the time of death.

10.5 Registration and reporting

10.5.1 Persistent or recurrent adverse events

AEs that extend continuously, with no resolution, between clinical trial evaluations should be documented. A new adverse event will be documented whenever the intensity of an event changes. AEs resolved that occurred again must have each recurrence documented separately in the clinical record.

10.5.2 Diagnosis versus signs and symptoms

Whenever possible, the investigator should report a diagnosis instead of individual signs and symptoms or abnormal laboratory values. However, if a set of signs and / or symptoms cannot be characterized clinically in as a single diagnosis or syndrome at the time of reporting, each individual event must be documented in the clinical record. If a diagnosis is subsequently established, all AEs previously reported based on signs and symptoms should be canceled and replaced by one AE report based on that single diagnosis, with a start date that corresponds to the date of the appearance of the first symptom of the eventual diagnosis. The researcher should use standard medical terminology / concepts and avoid colloquial terms and abbreviations. Only one term of AE should be documented in each field of events in the clinical record.

10.5.3 Pre-existing clinical conditions

A pre-existing clinical condition is a condition present in the study screening visit study. Such condition must be registered in the clinical record. A pre-existing clinical condition should be registered as an AE only if the frequency, severity or characteristics worsens during the study. When documenting these events in the AE clinical record, it is important to indicate the concept of alteration of the pre-existing condition, including the applicable descriptors (e.g., “most frequent headaches”).

10.5.4 Clinical laboratory analyses

Not all laboratory tests with results outside the reference range qualify as an AE. A laboratory investigation result must be reported as an AE if it meets any of the following criteria:

- Be accompanied by clinical symptoms
- Result in changing study treatment (e.g., modifying dose administration, treatment interruption or discontinuing treatment)
- Result in unexpected medical intervention.
- Present the change of a parameter from a normal value to a pathological value or a new aggravation of an already pathological value
- Is considered clinically significant in the investigator's opinion

It is the investigator's responsibility to analyze all laboratory findings. Medical and scientific judgment must be exercised in deciding whether an isolated laboratory abnormality should be classified as an AS. When assessing these alterations, the extent of deviation from the reference interval, the duration until returning to the reference interval, either during continuous treatment or after the end of treatment with the experimental product, and the variation range of the respective parameter within your interval should be considered.

The investigator has the responsibility to determine the clinical significance of each abnormality. If, at the end of the treatment phase, there are pathological laboratory values that were not present in the baseline period, additional clinical or laboratory investigations should be carried out, until the values return to the reference range or until a plausible explanation (e.g., concomitant disease) is found for pathological laboratory values. The investigator must decide, based on the above criteria and the participant's clinical condition, whether a change in a laboratory parameter is clinically significant and therefore represents an AE. If the investigator considers it a serious AE, it should be reported as an SAE.

If a laboratory abnormality that meets the above criteria is a sign of a disease or syndrome, only the diagnosis should be recorded in the clinical record. If a laboratory abnormality that meets the above criteria is not a sign of a disease or syndrome, the abnormality itself must be recorded in the clinical record, along with a descriptor indicating whether the test result is above or below the normal range (e.g., “High potassium” instead of “abnormal potassium”). If the laboratory abnormality can be characterized by an accurate clinical term according to standard definitions, the clinical term should be recorded as the AE, for example, hypercalcemia or hypoglycemia. The initial severity of the event must be documented and the severity or seriousness must be updated at any time, if the event worsens.

All pathological laboratory values / findings diagnosed throughout the treatment period should be analyzed by the investigator to provide a final clinical assessment of the laboratory alterations/abnormalities.

10.5.5 Abnormal vital signs and other abnormalities

Laboratory results, ECGs, vital signs and other non-standard safety assessments will be considered AEs if they meet at least one of the following criteria:

- Are associated with symptoms or result in a diagnosis (in which case, the symptom or diagnosis will be documented as an AE)
- Lead to discontinuation of the product under investigation
- Need treatment or referral of the participant to perform additional tests outside the protocol range (repetition of tests or titration are within the protocol procedures)

It is the investigator's responsibility to analyze all vital signs, ECG and other safety findings. Medical and scientific judgment must be exercised in deciding whether an isolated laboratory abnormality should be classified as an AE. If a clinically significant abnormality is a sign of a disease or syndrome (e.g., high blood pressure), only the diagnosis (e.g., hypertension) should be documented in the medical record.

Observations about the same clinically significant laboratory abnormality between visits should not be documented repeatedly, unless there are changes in the etiology. The initial severity of the event must be documented, and the severity or seriousness must be updated at any time, if the event worsen.

10.6 Adverse drug reaction and reference safety information

10.6.1 Adverse drug reaction

An adverse drug reaction (ADR) is an undesirable and unintended response to a pharmacological product related to any dose administered. This definition implies a reasonable possibility of a causal relationship between the event and the drug under investigation. This means that there are facts (evidence) or arguments to suggest a causal relationship.

Considering that investigational medications have been commercially approved by ANVISA for decades, this study will only consider ADR as an adverse reaction not yet described in the

ANVISA drug dossier and assessed by the investigator as a reasonable causal relationship with a medicinal product (investigational).

Thus, a report of ADR in relation to the drugs used in this research is not expected.

10.6.2 Reference safety information

Reference safety information (RSI) provides the basis for assessing the predictability of a RAM for accelerated reporting and annual safety reports, as well as for monitoring the safety of the participant in a clinical study by regulatory agencies (or ethics committees).

In the context of this study, the report of RAM is not expected, as it is expected that the potential adverse reactions are already described in the RSI of the investigated medications (Dossier ANVISA of the Medication, Medication leaflet registered with ANVISA), except in exceptional cases, for medical products under investigation in this research.

10.7 Serious adverse event

10.7.1 Definition of a serious adverse event

An SAE is defined as any unfavourable medical occurrence that, at any dose:

- Results in death
- Is life-threatening (the term life-threatening in the definition of seriousness refers to an event during which the participant was at risk of death; it does not refer to an event that hypothetically could have caused death if it was more severe)
- Demands hospitalization or extension of existing hospitalization. Hospitalizations for elective surgery (i.e., a planned, non-emergency medical procedure), social hospitalizations, and hospitalizations of less than 24 hours are not considered SAEs
- Results in persistent or significant disability
- Is a congenital anomaly/birth defect
- Is an important medical event (i.e., clinically significant)

Medical and scientific judgment should be exercised to decide whether an accelerated report is appropriate in other situations, such as in the event of major medical events that may not be an immediate risk to life or result in death or hospitalization, but may put the participant at risk or may require intervention to prevent one of the other outcomes listed in the definition above. These events must also be considered serious.

Any worsening of a pre-existing clinical condition or any new clinical condition that meets the above SAE criteria should be considered an SAE and the investigator is encouraged to discuss with the research coordination any AE for which the severity assessment is uncertain or questionable.

10.7.1.1 Situations that are not considered serious adverse events

The following situations are not considered SAEs:

- Elective or pre-planned surgery for a pre-existing condition that has not worsened
- Routine health assessments requiring hospitalization not associated with a deterioration of the clinical condition
- Social hospitalization (homelessness, family circumstances, etc.)
- Expected adverse reactions associated with the drugs under investigation, according to the dossier of medicines registered with ANVISA
- Research outcomes (Hospitalization, worsening of COVID-19)

10.7.2 Reporting of a serious adverse event

The reporting period for SAEs begins the moment the participant signs the informed consent. The SAE reporting period ends at visit 7 (D28). The occurrence of an SAE must be reported immediately to the research coordinating committee within 24 hours after its notification by fax, e-mail or telephone. This includes all SAEs (regardless of their relationship with the study treatment). A death that occurs during the study (until visit D28) or that is notified to the investigator by visit 8 (D90), whether considered treatment-related or not, must be reported to the study follow-up committee.

Any SAE considered to have a causal relationship (e.g. related) to the product under investigation and discovered by the investigator at any time after the study must be reported. The investigator must provide a justification for the assessment of a causal relationship. All safety information that is obtained after the clinical database closes will be documented in the safety database and the implications for handling the data in the clinical database assessed on a case-by-case basis.

The SAE start date is defined as the date when the signs and symptoms/diagnosis became serious (that is, they meet at least one of the seriousness criteria). If the participant presents an AE and the participant progresses to an SAE, a new SAE must be registered. The resolution date of the original AE must be the same as the start date of the SAE. However, when the SAE is resolved and the pre-existing AE is still in progress, it must be registered as a new AE. The date of resolution of an SAE is defined as the time when the symptoms resolve or when the event is considered chronic (e.g., sequelae) or stable and/or if the seriousness criteria are no longer applicable.

The investigator must complete the SAE reporting form and verify the accuracy of the information documented on the SAE pages with the source documents. The sponsor's SAE report form will be completed in capital letters, in medical terms, in English and in the best possible way, given the time constraints. Any supporting documentation (e.g., hospital discharge summary, necropsy report/death certificate, etc.) must be sent/transmitted along with the SAE reporting form (for follow-up). The supporting information provided should not reveal the participant's identity other than the agreed study identifier. The investigator must ensure that the information reported is accurate and consistent.

At a minimum, the following information must be provided in the initial SAE report:

- Study name and/or number
- The number, age and gender/sex of the participant
- The literal description/term of the event (including SAE start date, result and reason why it was considered serious)
- Relationship with the medical product under investigation (e.g., causality)

- The dose of the medical product under investigation (number of packages) and dates of administration
- Measure taken regarding the product under investigation
- Severity of the event
- Researcher's name and address
- Name of the rapporteur (including name or number and country of the center) and,
- Dated signature of the investigator or sub / co-investigator

When using electronic methods to report SAEs, some of the information in the list above may be generated by the electronic system. Since SAEs are also AEs, the information for the AE clinical record and the SAE form must be consistent.

Follow-up information should be handled in the same way and reported in the same time frame as the initial SAE report. A contact sheet will be provided to the Investigator (prior to the first participant who provided informed consent) detailing all applicable contact information for safety reports. This contact sheet will be kept up to date with any changes being provided to the investigator immediately.

Whenever possible, the investigator should report a diagnosis instead of individual signs and symptoms or abnormal laboratory values.

Death must be considered a result and not a separate event. In the case of a fatal outcome, the investigator must provide a working diagnosis (event that caused the outcome, e.g., death due to fatal myocardial infarction) instead of reporting only death; and a necropsy report should be provided, when possible. If the cause of death is found later (e.g. after necropsy), this working diagnosis should be replaced by the established cause of death.

All registered SAEs, regardless of the relationship with the experimental product, will be followed until their resolution or stabilization, or until the participant is a loss of follow-up and can no longer be contacted. At visit 8 EoS, updates must be documented and sent. In circumstances in which the investigator cannot contact the participant (or his relatives), the investigator must provide a written

statement (documented in the participant's source documents) to the study's steering committee, confirming that the participant is not being accompanied.

10.7.2.1 Composite study outcomes

All events potentially related to the primary outcome (i.e., attendance at emergency units and observation for a period > 12 hours associated with hospitalization for worsening of a lower respiratory tract infection) will be collected from the date on which the prior, free and informed consent was signed. For the purposes of this protocol, the following events are considered Study Outcomes and should be reported as previously described.

- Change in viral load on day 03 and 07 after randomization (first 600 patients);
- Time to clinical improvement (up to 28 days), defined as normalization of temperature, respiratory F., oxygen saturation, and relief of flu-like symptoms (defined as > 50% improvement over baseline measured using the WHO flu-syndrome questionnaire) in the last 72 hours;
- Time until clinical failure, defined as time until the need for hospitalization due to the progression of COVID-19 or attendance in the emergency room with permanence for treatment of COVID-19 progression for > 12 hours;
- Hospitalization for any causes
- Hospitalization due to COVID-19 progression
- Mortality due to pulmonary complications
- Cardiovascular mortality
- Adverse events (up to 28 days);
- Mortality rate of patients on days 14, 28 and 90;
- Proportion of non-adherent patients with the product under investigation;
- Specific adverse reactions to fluvoxamine;
- Specific adverse reactions to ivermectin;
- Specific adverse reactions to metformin;

Based on the design of the specific study and the advanced state of the underlying disease in the population of recruited participants, events suggestive of the study results would automatically qualify to meet the severity criteria in this study. These events include known consequences of the underlying disease and are expected to occur in the study population, regardless of exposure to the drug (see items above). These events should be reported, collected and monitored during the course of the study, as well as all other SAEs, but they will not be reported individually immediately. While these SAEs must meet the definition of unexpected, these events do not require a safety report, accelerated as in individual cases, as it is not possible, based on a single case, determine that there is a reasonable possibility that the study drug caused the event. As a result, they would not meet the definition of suspected adverse reaction.

The DSMC will monitor the events identified during the study and alert if there is evidence of a causal relationship between the product under investigation and the event after analysis.

10.7.3 SUSARs

The definition of a suspected unexpected serious adverse reaction (SUSAR) is any ADR (Adverse Drug Reaction) that is serious, and unexpected. For the purposes of this protocol, the occurrence of SUSAR's is not expected, since the medications have been approved for several years by ANVISA and used in hundreds of thousands of patients. The adverse reactions of / or idiosyncratic are already well known by the regulatory authorities.

10.8 Special situations

10.8.1 Definition of special situations

The following situations are defined as special:

- Drug abuse: intentional and excessive, persistent or sporadic use of study medication by the participant (not for therapeutic purposes)

- Medication error: an unintended error in the prescription, delivery or administration of a PEF during the study. (Medication error is any preventable event that can cause or lead to inappropriate use of medication or harm to the patient while the medication is under the control of the healthcare professional or the patient).
- Misuse of medication: intentional and inappropriate use of a PEF by the participant for therapeutic purposes that is not in accordance with the dose, route of administration and / or protocol indication (e.g.: participant deliberately took the medication twice a day instead of once a day)
- Medication overdose: administration of an amount of study medication equivalent to three times the maximum dose allowed by the protocol per administration or per day.
- Drug interaction involving study medication
- Unexpected therapeutic or clinical benefit from using study medication

Suspected AEs associated with medication errors or use outside of the protocol (e.g., overdose) should be reported and documented in medical records.

10.8.2 Record and report of special situation

All special situations must be documented in the participant's source documents. If any special situation leads to an SAE, the event must be reported immediately within 24 hours of notification, by fax, email or phone.

10.8.3 Exposure during pregnancy and birth events

10.8.3.1 Definition of exposure during pregnancy and birth events

The experience accumulated over decades with the use of Fluvoxamine, ivermectin and metformin allows us to conclude that these medications should not be prescribed in pregnant patients without a careful assessment of the risks and benefits of using them during this phase. Thus, pregnancy is not expected to occur during the treatment phase (10 days) and women should use contraceptive

methods to avoid possible pregnancy (if necessary we will provide an effective method of contraception to use during the medication period).

If a female participant becomes pregnant during the study and the study treatment has been administered to the participant, the outcome of the pregnancy needs to be monitored and the safety of the mother and unborn child be monitored. Therefore, the outcome of all these pregnancies (including normal births) must be monitored and documented, even if the participant has been withdrawn from the study or if the study has been completed.

A female participant should immediately inform the investigator if she becomes pregnant during the study. The investigator should advise the participant and discuss the risks and benefits of continuing the research medication and guide the patient on follow-up until the child's birth.

The investigator is responsible for monitoring the participant and the pregnancy outcome and for reporting this information to the sponsor. Every effort should be made to collect information on the outcome of pregnancy within 90 days of delivery (or, if not, as appropriate).

10.8.3.2 Exposure during pregnancy and registration and reporting of birth events

Pregnancies should be reported throughout the course of the study, including up to 4 weeks after the last dose of the study drug is received. Notification of pregnancy includes exposure of the female partner of a male participant. Although pregnancy is not considered an SAE, it must be reported within 24 hours of notification by the participant. Pregnancy complications are reported as AEs or SAEs (if applicable). Any pregnancy will be monitored until delivery for the observation of any SAEs. Deaths, spontaneous or elective abortion, congenital abnormalities / birth defects and AEs / SAEs that occur in newborns should be reported as SAEs. Newborns potentially exposed to the study medication through maternal or paternal sources who present an SAE before, during or after delivery (including those who have breastfed from the participating mother) will be followed up until the event is resolved (or for a period of 1 year).

11 STUDY COMMITTEES

11.1 Data and Safety Monitoring Committee (DSMC)

An independent DSMC will be established, composed of scientists of unrivalled reputation and expertise, without involvement with this research protocol. The DSMC will be a research consultant to monitor the safety of participants in this study.

The DSMC follows a statute that explains the work procedures and its responsibilities.

The research steering committee will define the DSMC's work procedures and responsibilities. The statute will be previously agreed by the DSMC and will follow good research practices.

11.2 Event Adjudication Committee

The independent Event Adjudication Committee (EAC) will evaluate all events related to the study outcomes based on pre-established criteria and prospectively and blindly. EAC members must not be direct research members, and there must be at least two qualified members among them. The EAC will operate blindly to the study's treatment allocations to assess events. Outcome adjudication will occur continuously throughout the blind treatment phase of the study.

12 STATISTICAL CONSIDERATIONS

12.1 Study Design

The study will be carried out in two phases.

12.1.1 Internal pilot phase

Due to the rapid evolution of the COVID-19 pandemic and the challenge that public health systems will face to respond to this devastating infection, there are several aspects related to the feasibility of the study that need to be evaluated as soon as we start implementing it.

The purpose of the internal pilot phase is to assess any unpredictable feasibility problems and resolve them to improve the overall success of the research. In particular, we will assess issues related to drug recruitment, consent, availability and administration, data collection and recording. There will be no analysis of clinical results at the end of this phase - as these patients will be transferred to the main study. This will involve about 10% of the sample size.

12.1.2 The main clinical study

This phase is the study implementation being hospitalization the primary clinical outcome. This phase is also an adaptive phase, with two intermediate analyzes to assess the effects against the placebo arm. The main adaptations include:

- i) discard the placebo arm if there is strong evidence of benefit;
- ii) eventually discard active arms of the study which may show statistically significant unfavorable outcomes
- iii) introduction of mortality as a co-primary outcome.

12.2 Randomization

Patients will be randomly allocated to one of four treatment arms:

- a. Fluvoxamine
- b. Ivermectin
- c. Metformin
- d. Placebo

We will use a centralized random allocation schedule, generated by computer and implemented using an online remote access system. Randomization will be stratified by participating Basic Health Unit. The randomization system will use an allocation ratio in the ratio of 1: 1: 1: 1, which will be blocked using variable patient sets sizes.

12.3 Sample Size Calculation

The sample size calculation is based on the test for the hypothesis that each of the treatments: i) Fluvoxamine; ii) Ivermectin; and iii) Metformin, will be better than placebo in reducing the risk of hospitalization and emergency room care with a 12-hour stay, due to complications directly related to COVID-19.

The main measure of effect is hospitalization for complications related to COVID-19. The significance criterion (alpha) was set at 0.05. The test is two-tailed, which means that an effect in any direction will be interpreted. The sample size was calculated using the SAS statistical software (Version 9.4). With the proposed sample size of 681 participants in each group (assuming an allocation ratio of 1: 1: 1: 1), the study will have an 80% power to produce a statistically significant result using logistic regression (assuming an intention to treat principle of analysis) of reducing the chances of hospitalization to $\alpha = 0.05$.

These estimates used in the design of this study are based on global and Brazilian data from patients infected with COVID-19 on December 10, 2020. It is important to note that this is an evolving situation. Therefore, we calculated the sample size table showing the sensitivity of the sample size estimates based on different baseline risks for hospitalization and expected treatment effects (see Table 3 below).

Table 3 - Sample size calculation using paired samples in relation to the control group. For these calculations, we focused on a paired comparison between Treatment 1 and Treatment 2 (Fluvoxamine, Ivermectin, Metformin). The proportions of the treatment group were estimated by the baseline risk variation and assumed a reduction in the relative risk. We used these simulations considering the following breakdown:

| Baseline Risk | Treatment 1 * (minimum hospitalization) | Treatment 1 Hospitalization | Risk difference (T2-T1) | RRR (T2-T1) / T2 | Sample Size (group) | Total sample |
|---------------|--|-----------------------------|-------------------------|------------------|---------------------|--------------|
| 0.10 | 0.05 | 0.09 | 0.04 | 44.4% | 638 | 2552 |
| | | 0.08 | 0.03 | 37.5% | 1059 | 4236 |
| | | 0.07 | 0.02 | 28.6% | 2213 | 8852 |
| | | 0.06 | 0.01 | 16.7% | 8158 | 32632 |
| 0.15 | 0.075 | 0.135 | 0.06 | 44.4% | 409 | 1636 |
| | | 0.12 | 0.045 | 37.5% | 681 | 2724 |
| | | 0.105 | 0.03 | 28.6% | 1428 | 5712 |
| | | 0.09 | 0.015 | 16.7% | 5280 | 21120 |
| 0.20 | 0.1 | 0.18 | 0.08 | 44.4% | 295 | 1180 |
| | | 0.16 | 0.06 | 37.5% | 492 | 1968 |
| | | 0.14 | 0.04 | 28.6% | 1035 | 4140 |
| | | 0.12 | 0.02 | 16.7% | 3841 | 15364 |
| 0.25 | 0.125 | 0.225 | 0.1 | 44.4% | 226 | 904 |
| | | 0.2 | 0.075 | 37.5% | 379 | 1516 |
| | | 0.175 | 0.05 | 28.6% | 800 | 3200 |
| | | 0.15 | 0.025 | 16.7% | 2978 | 11912 |
| 0.30 | 0.15 | 0.27 | 0.12 | 44.4% | 180 | 720 |
| | | 0.24 | 0.09 | 37.5% | 304 | 1216 |
| | | 0.21 | 0.06 | 28.6% | 643 | 2572 |
| | | 0.18 | 0.03 | 16.7% | 2402 | 9608 |

- Baseline risk (10%, 15%, 20%, 25% and 30%)
- Risk reduction (10%, 20%, 30%, 40% and 50%).

Considering a 50% reduction in relative risk (baseline = control group), we evaluated the calculated risks of the treatment group in order to identify the minimum risk of hospitalization. These treatment comparisons were used to derive sample size calculations, keeping power (80%) and significance level (0.05) constant. The statistical software SAS (Version 9.4) was used to perform the calculations.

12.4 Statistical Analysis

The analysis and reporting of the results follow the CONSORT guidelines (www.consort-statement.org). The statistician / data analyst will be blind to the study group. The selection process and patient flow throughout the study will be summarized using a flow diagram. The results of the analysis of the patient's demography and baseline outcome variables (primary and secondary) will be summarized using descriptive summary measures: expressed as mean (standard deviation) or median (minimum-maximum) for continuous variables, as appropriate, and number (percentage) for categorical variables. We will adopt an intention-to-treat principle to analyze all results. We will also use multiple imputation to deal with missing data. All statistical tests will be performed using two-tailed tests at the 0.05 significance level. For all models, the results will be expressed as an effect reported as risk rate [RR] or “odds ratio” [OR] for binary results and average difference for continuous results, corresponding 95% confidence intervals on both sides and associated p values. P values will be reported to three decimal places and values less than 0.001 reported as <0.001. All analyzes will be performed using SAS 9.4 (Cary, NC). A detailed analysis plan will be developed before the database is blocked. All analyzes will be performed using SAS 9.4 (Cary, NC). A detailed analysis plan will be developed before the database is blocked.

12.5 Analysis of feasibility results

The analysis of the feasibility results at the end of the internal pilot phase will be based on descriptive statistics reported as percentages (95% confidence intervals).

12.6 Analysis of primary and secondary results

We will use Cox regression to analyze the primary outcome such as length of stay for COVID-19 or Hospitalizations due to complications related to COVID-19. This analysis will adjust death before hospitalization as a competitive risk. We will also use logistic regression if the assumption of proportional risk is not met. For all binary results, we will use logistic regression for analysis.

We will also use linear regression for all continuous outcomes. All the analyzes of secondary results will be exploratory, with no alpha adjustment for various secondary analyzes.

12.7 Sensitivity analyzes

We will carry out several sensitivity analyzes to assess the robustness of the results, mainly on the primary result. That includes:

- i) protocol analysis based only on patients who adhered to the protocol as described;
- ii) ii) competing risk analyzes: this analysis will adjust to death as a competitive increase for any binary outcome;
- iii) iii) analysis of missing data: This analysis will assess the impact of missing data on the main conclusions.
- iv) vi) Bayesian analysis: We will also carry out sensitivity analyzes using Bayesian methods to assess the impact of including data in other studies like previous ones.
- v) v) We will also carry out sensitivity analyzes to account for any unforeseen problems that will arise during the study process that may affect the main conclusions.

12.8 Subgroup analyzes

We will perform some subgroup analyzes to assess the consistency of effects in the patient subgroups by:

- a. Age - hypothesis that younger patients will benefit more than older patients
- b. Sex – we believe that women will benefit more than men.
- c. Comorbidity in screening:
 - Diabetes mellitus (yes or no);
 - Cardiovascular disease (yes or no);
 - Lung disease (yes or no);
 - Immunosuppressed patients / use of corticosteroid therapy (Yes or No)
 - Other special categories (solid organ transplantation, end-stage kidney disease)

Our hypothesis is that patients without the clinical co-morbidities described above will benefit more than those without these clinical data. All of the subgroup's hypotheses are based on data emerging from other countries, indicating the differential impact of COVID-19 by age, sex and the existence of clinical comorbidities at baseline conditions. The effects of the subgroup will be assessed by including an interaction term between the treatment group and the subgroup variables. These interaction effects will be exploratory and will be assessed using $\alpha = 0.05$.

12.9 Missing data

Due to the study design and short duration, we hope to obtain data from all participants. However, in the unlikely event of missing data, they will be considered.

12.10 Analysis policy for combined studies

It is hoped that individual patient data from similar studies can be pooled in a combined study analysis. The unidentified data from the present study may be made available for these purposes, after discussion by the study's Steering Committee and in line with an academic-scientific cooperation policy to find solutions for the treatment of this pandemic.

12.11 Summary table of events

| Outcome | Hypothesis | Outcome Measure | Statistical analysis method |
|--|---|--|--|
| 1) Primary a) Emergency care and observation > 12 hours b) Hospitalization due to COVID-19 complications | Treatment will be better than placebo | Hospitalization due to COVID-19 or related complications Death due to COVID-19 or complications | Cox Regression / Logistic Regression |
| 2) Secondary Negative / reduced viral load on day 03 and 07 (150 patients per stratum) | Treatment will reduce negative viral load to zero | viral load reduced to zero | Descriptive analysis |
| Time to clinical improvement (28 days) | Treatment will shorten the time until clinical improvement | Interval of days between randomization and clinical improvement | Cox Regression / Logistic Regression |
| Time to clinical failure (28 days) | Treatment will prevent clinical failure | Interval of days between randomization and hospitalization | Cox Regression / Logistic Regression |
| Number of days with respiratory symptoms since randomization | Treatment will shorten the number of days with respiratory symptoms | Interval of days between randomization and normalized WURSS scale | Cox Regression / Logistic Regression |
| Change in the quality of life scale EQ-5D-5L | Treatment will improve quality of life | EQ-5D-5L scale improvement in 28 days | Cox Regression / Logistic Regression |
| Hospitalization for any causes | Treatment will prevent hospitalizations for any cause | Measurement of hospitalization in groups | Cox Regression / Logistic Regression |
| Safety of Fluvoxamine, Ivermectin and Metformin in patients with COVID-19 | Drugs are safe in patients with COVID-19 | Measurement of adverse events in treatment groups | Descriptive analysis |
| Cardiovascular mortality | Treatment will prevent cardiovascular mortality | Measurement of cardiovascular deaths in groups | Cox Regression / Logistic Regression |
| Mortality from any causes | Treatment will prevent global mortality | Measurement of deaths in groups | Cox Regression / Logistic Regression |
| 3) Analysis of Subgroups: i) age (young vs old) | Elderly people are at higher risk of complications | Risk measurement | Regression methods with appropriate interaction terms. |

| | | | |
|---|---|--------------------------------|--|
| ii) Sex (man vs woman) | Men are at higher risk | | |
| iv) Diabetes | Diabetes is at higher risk | | |
| v) Arterial hypertension | Hypertensive patients are at higher risk | | |
| vi) Chronic kidney disease KDIGO IV or hemodialysis | Kidney disease carries increased risk | | |
| vii) Chronic lung disease | Lung disease has a higher risk | | |
| viii) Solid organ transplant | Transplantation has higher risk | | |
| ix) Cardiac insufficiency | Cardiac insufficiency carries higher risk | | |
| 4) Sensitivity Analysis | Results remain robust | Primary and co-primary outcome | |
| <p>IMPORTANT NOTES:</p> <ul style="list-style-type: none"> • In all analyzes, the results will be expressed as an estimate of the effect (corresponding to 95%) and associated p-values. • The quality of the fit will be assessed by examining the residuals for the model's assumptions and chi-square adequacy test | | | |

13 ETHICAL CONSIDERATIONS OF THE STUDY

13.1 Ethical conduct of the study

The study will be conducted in accordance with the principles of the Declaration of Helsinki of the World Medical Association, and the International Council for Harmonization (ICH) guidelines for Good Clinical Practice (BCP)^{Error! Bookmark not defined.}, as amended.

The investigator must guarantee the anonymity of all participants who are participating in the study. Each participant will receive a unique participant number, which must be used in all forms associated with the participant's documents or samples that will be provided to the sponsor or any party who performs tests on behalf of the sponsor (e.g. blood for central laboratory evaluations).

All anonymous data are the property of the Research Steering Committee.

13.2 Free, prior and informed consent (FPIC)

Participants' individual medical information obtained from this study is considered confidential, and disclosure to unauthorized persons is prohibited. The confidentiality of the participant will be guaranteed by the use of unique participant numbers instead of names. If the results of this study are reported in medical journals or at meetings or are sent to the relevant regulatory authorities in connection with regulatory procedures, such as requests to authorize the marketing of pharmaceutical products, the identity of the participant will not be revealed.

With the participant's authorization, medical information may be provided to the participant's personal physician or other health professional responsible for the participant's well-being. In accordance with the BPC guidelines, all participants will be informed about the purpose of the research, the possible risks, and their right to withdraw at any time from the study, without prejudice and risk for their future medical care at the center. Each participant must agree to cooperate in all aspects of the study and provide written confirmation (signed informed consent form) to the investigator prior to participating in the study. If the FPIC is modified during the study, active participants must sign the new version to continue participating in the study. For any updated or revised FPIC, if applicable, the participant's record must declare that informed consent was obtained to use the updated/revised consent form for continued participation in the clinical study. The FPIC must be revised whenever there are changes in the procedures in the amendment to the protocol associated with the IC's procedures, or when new information is available, that may affect the participant's willingness to participate. Each participant will receive a copy of each version of the form they sign before and during the study.

No participant should participate in study activities until the informed consent form has been obtained. The documentation of the process of obtaining free, prior and informed consent and the discussion of the information provided to the participant must appear in the participant's medical record and include a statement that the informed consent form was obtained before participating in the study. The signed forms (FPIC) must remain in the participants' files and must be available for verification by auditors and/or inspectors of the regulatory agency at any time.

13.3 CEP

All researchers participating in this study must be governed by an appropriate CEP. The CEP / CONEP system must review and approve this protocol, the FPIC, study documents and any information to be given to the participant before a center can begin to conduct any activities related to the study.

Subsequently, the investigator is responsible for obtaining a new approval by the CEP annually, or more frequently, according to the regulatory requirements and policies and procedures established by the CEP. Copies of the investigator's annual report and other reports that are required to be sent to CEP and copies of continued CEP approval must be provided to the Steering Committee. The investigator must also inform the CEP of any changes or amendments to the protocol, accelerated reports of EAGs submitted to regulatory authorities, and other significant safety concerns in accordance with CEP policy. Written documentation of the amendments approval to the protocol by the CEP must be received prior to its implementation. Upon completion or termination of the study, investigators must notify their CEP. The investigator will comply with CEP policies for the duration of the study.

14 QUALITY CONTROL AND QUALITY ASSURANCE

The integrity and quality of the participant's data will be ensured through the training process and instructions for completing clinical records, quality control checks, conducting ongoing clinical data analysis (including medical history and safety analyzes) and conducting verification of data source and data reconciliation.

The investigator will also allow the research steering committee or its representative auditor, CEP, ANVISA or other inspectors from the regulatory authority to examine and inspect the facilities, procedures and all records relevant to this study. These records include, among other documents: the Free, Prior and Informed Consent form signed by the participant, the source documentation, regulatory and essential documents, clinical records and drug accounting records.

The following measures will be taken to ensure that the study is conducted by the research center in accordance with the study protocol, GCP and other applicable regulatory requirements:

- Meeting with the researcher and / or
- Researcher center initiation
- Routine monitoring of the center, if applicable
- Documented GCP and protocol training
- Review of clinical records and questionnaires compared to source documents
- Collection of normal intervals from the local laboratory

14.1 Quality management: processes and critical data

The following processes and data were identified during the risk management activities for this study as essential to ensure the protection of the patient and the reliability of the study results.

14.1.1 Critical processes

Throughout the study, the clinical study team will work to ensure that the clinical study is operationally possible, with a focus on the study and essential activities for the protection of human participants and the reliability of the study results, including, but not limited to the following:

- Study protocol design and implementation
- Tool and procedures of supporting data collection and processing
- Tools and procedures to guarantee the rights and protection of participants
- Essential activities for study decision making and adherence

15 DATA REPORTING AND RECORDING

Source documents are original documents, data and records (e.g., case histories, doctor's progress notes, nurse's notes, medical records, hospital records, clinical and office charts, lab notes, memos or checklists of evaluation, pharmacy dispensing records, automated instrument data records, certified copies or transcripts, records kept at the pharmacy or laboratories and participants records). The source data is contained in source documents and must be adequate to reconstruct all data transcribed for clinical records and to evaluate the study. Examples of the source data include clinical findings, observations, summary of information about inclusion and informed consent procedures, evaluation of clinical significance for laboratory results, severity and seriousness of AE and the investigator's opinion on the relationship of AE with the drugs under study.

The investigator must prepare and maintain adequate and accurate case histories that document all observations and other data relevant to the investigation for all participants. The source documentation must be available at the monitoring visit to verify data entered in eCRFs, as needed. The source documentation must also be available for verification by auditors and/or inspectors, as needed.

15.1 Source documentation

The investigator must maintain adequate and accurate source documents on which the case reports for each participant are based. They must be separated and differentiated. These records should include detailed notes on:

- Medical history, before participating in the study;
- Basic identification information, such as demographic data, that links the participant's source documents;
- The results of all diagnostic tests performed, diagnoses made, the therapy provided, and any other data on the clinical condition of the participant;
- The exposure of the participant to the treatment of the study;
- All AEs and pregnancies;
- All special situations;
- The participant's exposure to any concomitant therapy;
- All observations and relevant data about the clinical condition of the participant throughout the study;
- Verbal and written communication with the participant about the treatment of the study (including the risks and benefits of the study); the date of free and informed consent must be recorded in the source documentation;

All data for the study must be available in the source documentation.

15.2 Clinical records

A clinical form is designed to record all the information required by the protocol to be reported on each participant in the clinical study. The investigator is responsible for ensuring the accuracy, integrity, legibility, clarity and punctuality of the data reported in the clinical records of the participants. Reported data transcribed from source documents must be consistent with source documents or discrepancies must be explained. An explanation must be provided for all missing data.

All data from the clinical record and resolutions of the visit should be recorded only by the clinical study team designated by the investigator. The center staff will be properly trained before accessing the EDC system.

Any changes or corrections to a clinical record will be tracked by an audit trail within the EDC system. The audit trail will contain the original data value, new data value, the date it was changed, the user who made the change, and the reason (s) for the change.

Clinical records must be completed in a timely manner for the respective visit (e.g., the center should not wait for a monitoring visit before entering data). The data from the medical records and consultations will be tracked and inserted into a clinical database. The database system will be a password-protected secure system with the full audit trail utility.

Participant data will be reviewed through scheduled quality checks, and manually through review of data listings. Data that appears inconsistent, incomplete, or inaccurate will be questioned for clarification by the center. Corrections to the data will be updated in the database and tracked on the audit trail. Concurrent AEs and medications will be encoded using standard health care dictionaries (e.g. MedDRA and World Health Organization Drug Dictionary). The investigator is responsible for analyzing, verifying and approving all the participant's data (e.g., clinical record and answered questions).

15.3 Retention of records

The investigator must maintain adequate records for the study, including completed medical records, laboratory reports, signed informed consent forms, drug distribution records, reports of adverse events, information on participants who discontinued the study, correspondence with the CEP and research steering committee and other pertinent data.

The investigator must retain all records at the health facilities. The investigator will notify in writing if any study records are transferred outside the research institution after the study is closed.

15.4 Center documentation

The investigator must maintain adequate and accurate records to allow the conduct of the study to be fully documented and the study data to be subsequently ascertained.

16 PROCEDURE FOR MODIFYING THE PROTOCOL OR PREMATURE CLOSURE OF THE STUDY

16.1 Deviation from the protocol

The investigator must not deviate from the protocol without prior written approval, except in medical emergencies. In the event of a medical emergency, the investigator should notify the medical monitor as soon as possible. Any other changes to the protocol should be implemented as an amendment. The criteria for describing protocol deviation (s) and how they will be treated will be documented in the Study Manual.

16.2 Amendments to the protocol

Amendments to the protocol, except when necessary to eliminate an immediate danger to participants, should be made only with the prior approval of the steering committee. Each applicable regulatory authority / CEP must review and approve the amendments before they are implemented. Regulatory authority / CEP approval does not need to be obtained before removing an immediate risk to participants.

16.3 Study closure

The Steering Committee reserves the right to terminate the study in its entirety or at a center at any time. The reasons for termination may include (among others), unsatisfactory registration of participants with respect to quality and / or quantity, the center cannot meet the requirements of the protocol or the GCP or the recording of data is inaccurate and / or incomplete.

If the study is closed, the Steering Committee and the investigator must ensure the protection of the participant's interests. Both parties will organize the procedures individually after the analysis and the visit, and according to the study contract. Based on the data analysis, the DSMC may provide recommendations to suspend the study as directed in the DSMC statute. The Steering Committee will determine whether the study should be terminated early.

The study may be terminated or suspended at the request of regulatory authorities.

17 DATA PUBLICATION AND PRESENTATION POLICY

The data generated from this research protocol belong to the steering committee. No data may be disclosed, published, without the prior consent of the steering committee. The confidentiality agreement to be established with the participating research centers will determine the publication policy.

In compliance with applicable laws and regulations, the sponsor will publicly register and provide all mandatory information regarding this study, including, to the extent and within the required timeframes, a summary of the clinical study data and results.

REFERENCES

1. WHO. Novel Coronavirus–China. 2020a. Disponível em: <https://www.who.int/csr/don/12-january-2020-novel-coronavirus-china/en/>. Acessado em: 21 de março de 2020.
2. ZHOU P, YANG XL, WANG, XG, HU B, ZHANG L, ZHANG W, et al. Discovery of a novel coronavirus associated with the recent pneumonia outbreak in humans and its potential bat origin. bioRxiv. 2020; doi: <https://doi.org/10.1101/2020.01.22.914952>
3. WHO. Novel Coronavirus (2019-nCoV) Situation Report – 11. 2020b. Disponível em: https://www.who.int/docs/default-source/coronaviruse/situation-reports/20200131-sitrep-11-ncov.pdf?sfvrsn=de7c0f7_4 . Acessado em: 21 de março de 2020.
4. WHO. Novel Coronavirus(2019-nCoV) Situation Report – 22. 2020. Disponível em: https://www.who.int/docs/default-source/coronaviruse/situation-reports/20200211-sitrep-22-ncov.pdf?sfvrsn=fb6d49b1_2 . Acessado em: 21 de março de 2020.
5. GORBALENYA, Alexander E.; BAKER, Susan C.; BARIC, Ralph S.; GROOT, Raoul J. de; DROSTEN, Christian; GULYAEVA, Anastasia A.; HAAGMANS, Bart L.; LAUBER, Chris; LEONTOVICH, Andrey M; NEUMAN, Benjamin W.; PENZAR, Dmitry; PERLMAN, Stanley; POON, Leo L.M.; SAMBORSKIY, Dmitry; SIDOROV, Igor A.; SOLA, Isabel; ZIEBUHR, John. Severe acute respiratory syndrome-related coronavirus: The species and its viruses – a statement of the Coronavirus Study Group. Disponível em: bioRxiv 2020.02.07.937862; doi: <https://doi.org/10.1101/2020.02.07.937862> .
6. WHO Director-General's opening remarks at the media briefing on COVID-19 - 11 March 2020 [Internet]. World Health Organization. World Health Organization; 2020 [cited 2020Mar19]. Disponível em: <https://www.who.int/dg/speeches/detail/who-director-general-s-opening-remarks-at-the-media-briefing-on-covid-19---11-march-2020> Acessado em 21 de Março de 2020.
7. WHO Coronavirus disease 2019 (COVID- 19) Situation report – 62. Pesquisado em 23 de Março de 2020 e disponível em https://www.who.int/docs/default-source/coronaviruse/situation-reports/20200322-sitrep-62-covid-19.pdf?sfvrsn=f7764c46_2
8. LI Q, GUAN X, WU P, WANG X, ZHOU L, TONG Y, et al. Early transmission dynamics in Wuhan, China, of novel coronavirus-infected pneumonia. N Engl J Med. 2020. <https://doi.org/10.1056/NEJMoa2001316>
9. LI R, PEI S, CHEN B, et al. Substantial undocumented infection facilitates the rapid dissemination of novel coronavirus (SARS-CoV2) [published online ahead of print, 2020 Mar 16]. Science. 2020;eabb3221. doi:10.1126/science.abb3221

10. LIU T, HU J, KANG M, LIN L, ZHONG H, XIAO J, et al. Transmission dynamics of 2019 novel coronavirus (2019-nCoV). 2020; doi: <https://doi.org/10.1101/2020.01.25.919787>.
11. HUANG C, WANG Y, LI X, et al. Clinical features of patients infected with 2019 novel coronavirus in Wuhan, China [published correction appears in *Lancet*. 2020 Jan 30;:]. *Lancet*. 2020;395(10223):497–506. doi:10.1016/S0140-6736(20)30183-5
12. ADHIKARI SP, MENG S, WU YJ, et al. Epidemiology, causes, clinical manifestation and diagnosis, prevention and control of coronavirus disease (COVID-19) during the early outbreak period: a scoping review. *Infect Dis Poverty*. 2020;9(1):29. Published 2020 Mar 17. doi:10.1186/s40249-020-00646-x.
13. Wu, McGoogan JM. Characteristics of and Important Lessons From the Coronavirus Disease 2019 (COVID-19) Outbreak in China: Summary of a Report of 72 314 Cases From the Chinese Center for Disease Control and Prevention. *JAMA* <https://doi.org/10.1001/jama.2020.2648>
14. Zhou P, Yang XL, Wang XG, Hu B, Zhang L, Zhang W, Si HR, Zhu Y, Li B, Huang CL, Chen HD, Chen J, Luo Y, Guo H, Jiang RD, Liu MQ, Chen Y, Shen XR, Wang X, Zheng XS, Zhao K, Chen QJ, Deng F, Liu LL, Yan B, Zhan FX, Wang YY, Xiao GF, Shi ZL (2020) A pneumonia outbreak associated with a new coronavirus of probable bat origin. *Nature*. <https://doi.org/10.1038/s41586-020-2012-7>
15. Xu X, Chen P, Wang J, Feng J, Zhou H, Li X, Zhong W, Hao P (2020) Evolution of the novel coronavirus from the ongoing Wuhan outbreak and modeling of its Spike protein for risk of human transmission. *Sci China Life Sci*. <https://doi.org/10.1007/s11427-020-1637-5>
16. Zhang H, Penninger JM, Li Y, Zhong N, Slutsky AS. Angiotensin-converting enzyme 2 (ACE2) as a SARS-CoV-2 receptor: molecular mechanisms and potential therapeutic target. *Intensive Care Medicine*. 2020 Mar 3:1-5. <https://doi.org/10.1007/s00134-020-05985-9>.
17. Kuba K, Imai Y, Rao S, Gao H, Guo F, Guan B, Huan Y, Yang P, Zhang Y, Deng W, Bao L. A crucial role of angiotensin converting enzyme 2 (ACE2) in SARS coronavirus–induced lung injury. *Nature medicine*. 2005 Aug;11(8):875-9.
18. Drosten C. Identification of a novel coronavirus in patients with severe acute respiratory syndrome. *N. Engl. J. Med*. 2003;348(20):1967–1976. [PubMed] [Google Scholar]
19. Peiris J., Guan Y., Yuen K. Severe acute respiratory syndrome. *Nat. Med*. 2004;10(12):S88–S97.[PubMed] [Google Scholar]

20. Novel Swine-Origin Influenza A (H1N1) Virus Investigation Team, Dawood F.S., Jain S., Finelli L., Shaw M.W., Lindstrom S., Garten R.J., Gubareva L.V., Xu X., Bridges C.B., Uyeki T.M. Emergence of a novel swine-origin influenza A (H1N1) virus in humans. *N. Engl. J. Med.* 2009;360(25):2605–2615. [PubMed] [Google Scholar]
21. Zaki A.M. Isolation of a novel coronavirus from a man with pneumonia in Saudi Arabia. *N. Engl. J. Med.* 2012;367(19):1814–1820. [PubMed] [Google Scholar]
22. US CDC Confirmed 2019-nCoV Cases Globally. <https://www.cdc.gov/coronavirus/2019-ncov/locations-confirmed-cases.html#map> Available at. Acessado em 21 de Março de 2020.
23. Geographical Distribution of 2019-nCov Cases Globally. European Centre for Disease Prevention and Control; 2020. <https://www.ecdc.europa.eu/en/geographical-distribution-2019-ncov-cases> Acessado em 23 de Março de 2020.
24. Zhu N., Zhang D., Wang W. A novel coronavirus from patients with pneumonia in China, 2019. *N. Engl. J. Med.* 2020;382(8):727–733. [PubMed] [Google Scholar]
25. Zhu N., Zhang D., Wang W. A novel coronavirus from patients with pneumonia in China, 2019. *N. Engl. J. Med.* 2020;382(8):727–733. [PubMed] [Google Scholar]
26. Hui D.S., Zumla A. Severe acute respiratory syndrome: historical, epidemiologic, and clinical features. *Infect. Dis. Clin.* 2019;33(4):869–889. [PubMed] [Google Scholar]
27. Abdirizak F., Lewis R., Chowell G. Evaluating the potential impact of targeted vaccination strategies against severe acute respiratory syndrome coronavirus (SARS-CoV) and Middle East respiratory syndrome coronavirus (MERS-CoV) outbreaks in the healthcare setting. *Theor. Biol. Med. Model.* 2019;16(1):16. [PMC free article] [PubMed] [Google Scholar]
28. WHO. Novel Coronavirus (2019-nCoV) Situation Report – 63. Disponível em https://www.who.int/docs/default-source/coronaviruse/situation-reports/20200323-sitrep-63-covid-19.pdf?sfvrsn=d97cb6dd_2 Acessado em 23 de Março de 2020.
29. National Institutes of Health, US National Library of Medicine. ClinicalTRials.gov. Disponível em <https://clinicaltrials.gov/ct2/results?cond=Covid+19> Acessado em 23 de Março de 2.020.
30. Narita N, Hashimoto K, Tomitaka S, Minabe Y. Interactions of selective serotonin reuptake inhibitors with subtypes of sigma receptors in rat brain. *Eur J Pharmacol.* 1996;307(1):117-119.
31. Delprat B, Crouzier L, Su TP, Maurice T. At the Crossing of ER Stress and MAMs: A Key Role of Sigma-1 Receptor? *Adv Exp Med Biol.* 2020;1131:699-718.

32. Mori T, Hayashi T, Hayashi E, Su TP. Sigma-1 receptor chaperone at the ER-mitochondrion interface mediates the mitochondrion-ER-nucleus signaling for cellular survival. *PLoS One*. 2013;8(10):e76941
33. Rosen DA, Seki SM, Fernandez-Castaneda A, et al. Modulation of the sigma-1 receptor-IRE1 pathway is beneficial in preclinical models of inflammation and sepsis. *Sci Transl Med*. 2019;11(478).
34. Hoffmann M, Kleine-Weber H, Schroeder S, et al. SARS-CoV-2 Cell Entry Depends on ACE2 and TMPRSS2 and Is Blocked by a Clinically Proven Protease Inhibitor. *Cell*. 2020;181(2):271-280 e278
35. Knoops K, Kikkert M, Worm SH, et al. SARS-coronavirus replication is supported by a reticulovesicular network of modified endoplasmic reticulum. *PLoS Biol*. 2008;6(9):e226.
36. Gassen NC, Papies J, Bajaj T, et al. Analysis of SARS-CoV-2-controlled autophagy reveals spermidine, MK-2206, and niclosamide as putative antiviral therapeutics. *bioRxiv*. 2020:2020.2004.2015.997254.
37. Laurent EMN, Sofianatos Y, Komarova A, et al. Global BioID-based SARS-CoV-2 proteins proximal interactome unveils novel ties between viral polypeptides and host factors involved in multiple COVID19-associated mechanisms. *bioRxiv*. 2020:2020.2008.2028.272955
38. Gordon DE, Jang GM, Bouhaddou M, et al. A SARS-CoV-2 protein interaction map reveals targets for drug repurposing. *Nature*. 2020;583(7816):459-468.
39. Yang H, Shen H, Li J, Guo LW. SIGMAR1/Sigma-1 receptor ablation impairs autophagosome clearance. *Autophagy*. 2019;15(9):1539-1557.
40. Gorshkov K, Chen CZ, Bostwick R, et al. The SARS-CoV-2 cytopathic effect is blocked with autophagy modulators. *bioRxiv : the preprint server for biology*. 2020:2020.2005.2016.091520.
41. Homolak J, Kodvanj I. Widely available lysosome targeting agents should be considered as potential therapy for COVID-19. *Int J Antimicrob Agents*. 2020;56(2):106044.
42. Daniel WA, Wojcikowski J. Contribution of lysosomal trapping to the total tissue uptake of psychotropic drugs. *Pharmacol Toxicol*. 1997;80(2):62-68.
43. Fung TS, Liu DX. The ER stress sensor IRE1 and MAP kinase ERK modulate autophagy induction in cells infected with coronavirus infectious bronchitis virus. *Virology*. 2019;533:34-44.

44. Kornhuber J, Tripal P, Gulbins E, Muehlbacher M. Functional inhibitors of acid sphingomyelinase (FIASMs). *Handb Exp Pharmacol.* 2013(215):169-186.
45. Breiden B, Sandhoff K. Emerging mechanisms of drug-induced phospholipidosis. *Biol Chem.* 2019;401(1):31-46.
46. Chan SW. The unfolded protein response in virus infections. *Front Microbiol.* 2014;5:518.
47. Jheng JR, Ho JY, Horng JT. ER stress, autophagy, and RNA viruses. *Front Microbiol.* 2014;5:388.
48. Nabirotkin S, Peluffo AE, Bouaziz J, Cohen D. Focusing on the Unfolded Protein Response and Autophagy Related Pathways to Reposition Common Approved Drugs against COVID-19. *Preprints.* 2020.
49. Hosszu A, Antal Z, Lenart L, et al. sigma1-Receptor Agonism Protects against Renal Ischemia-Reperfusion Injury. *J Am Soc Nephrol.* 2017;28(1):152-165.
50. Tagashira H, Bhuiyan MS, Fukunaga K. Diverse regulation of IP3 and ryanodine receptors by pentazocine through sigma1-receptor in cardiomyocytes. *Am J Physiol Heart Circ Physiol.* 2013;305(8):H1201-1212.
51. Manne BK, Denorme F, Middleton EA, et al. Platelet gene expression and function in patients with COVID-19. *Blood.* 2020;136(11):1317-1329.
52. Schlienger RG, Meier CR. Effect of selective serotonin reuptake inhibitors on platelet activation: can they prevent acute myocardial infarction? *Am J Cardiovasc Drugs.* 2003;3(3):149-162.
53. Van den Berg DF, Te Velde AA. Severe COVID-19: NLRP3 Inflammasome Dysregulated. *Front Immunol.* 2020;11:1580.
54. Ratajczak MZ, Kucia M. SARS-CoV-2 infection and overactivation of Nlrp3 inflammasome as a trigger of cytokine "storm" and risk factor for damage of hematopoietic stem cells. *Leukemia.* 2020;34(7):1726-1729.
55. Garcia JA, Volt H, Venegas C, et al. Disruption of the NF-kappaB/NLRP3 connection by melatonin requires retinoid-related orphan receptor-alpha and blocks the septic response in mice. *FASEB J.* 2015;29(9):3863-3875.
56. Volt H, Garcia JA, Doerrier C, et al. Same molecule but different expression: aging and sepsis trigger NLRP3 inflammasome activation, a target of melatonin. *J Pineal Res.* 2016;60(2):193-205.

57. Hartter S, Wang X, Weigmann H, et al. Differential effects of fluvoxamine and other antidepressants on the biotransformation of melatonin. *J Clin Psychopharmacol.* 2001;21(2):167-174.
58. S. C. Atkinson, M. D. Audsley, K. G. Lieu, G. A. Marsh, D. R. Thomas, S. M. Heaton, J. J. Paxman, K. M. Wagstaff, A. M. Buckle, G. W. Moseley, D. A. Jans and N. A. Borg. Recognition by host nuclear transport proteins drives disorder-to-order transition in Hendra virus V. *Scientific Reports.* 8, 358 (2018).
59. S. N. Y Yang, S. C. Atkinson, C. Wang, A. Lee, M. A. Bogoyevitch, N. A. Borg and D. A. Jans. The broad spectrum antiviral ivermectin targets the host nuclear transport importin α/β 1 heterodimer. *Antiviral Research.* 177, 104760 (2020).
60. V. G. tz, L. Magar, D. Dornfeld, S. Giese, A. Pohlmann, D. H. per, B.-W. Kong, D. A. Jans, M. Beer, O. Haller and M. Schwemmler. Influenza A viruses escape from MxA restriction at the expense of efficient nuclear vRNP import. *Scientific Reports.* 6, 23138 (2016).
61. C. Lv, W. Liu, B. Wang, R. Dang, L. Qiu, J. Ren, C. Yan, Z. Yang and X. Wang. Ivermectin inhibits DNA polymerase UL42 of pseudorabies virus entrance into the nucleus and proliferation of the virus in vitro and vivo. *Antiviral Research.* 177, 104760 (2020).
62. E. Mastrangelo, M. Pezzullo, T. De Burghgraeve, S. Kaptein, B. Pastorino, K. Dallmeier, X. de Lamballerie, J. Neyts, A. M. Hanson, D. N. Frick, M. Bolognesi and M. Milani. Ivermectin is a potent inhibitor of flavivirus replication specifically targeting NS3 helicase activity: new prospects for an old drug. *Journal of Antimicrobial Chemotherapy.* 67, 1884-1894 (2012).
63. M. Y. F. Tay, J. E. Fraser, W. K. K. Chan, N. J. Moreland, A. P. Rathore, C. Wang, S. G. Vasudevan and D. A. Jans. Nuclear localization of dengue virus (DENV) 1–4 non-structural protein 5; protection against all 4 DENV serotypes by the inhibitor Ivermectin. *Antiviral Research.* 99, 301-306 (2013).
64. F. S. Varghese, P. Kaukinen, S. Gl. sker, M. Bepalov, L. Hanski, K. Wennerberg, B. M. Kümmerer and T. Ahola. Discovery of berberine, abamectin and ivermectin as antivirals against chikungunya and other alphaviruses. *Antiviral Research.* 126, 117-124 (2016).
65. K. M. Wagstaff, H. Sivakumaran, S. M. Heaton, D. Harrich, D. A. Jans. Ivermectin is a specific inhibitor of importin α/β -mediated nuclear import able to inhibit replication of HIV-1 and dengue virus. *Biochemical Journal.* 443, 851-856 (2012).
66. C. R. King, T. M. Tessier, M. J. Dodge, J. B. Weinberg, J. S. Mymryk, Inhibition of Human Adenovirus Replication by the Importin α/β 1 Nuclear Import Inhibitor Ivermectin. *Journal of Virology.* 94, e00710-20 (2020).

67. X. Zhang et al., Inhibitory effects of ivermectin on nitric oxide and prostaglandin E2 production in LPS-stimulated RAW 264.7 macrophages. *Int Immunopharmacol.* 9, 354-359 (2009).
68. X. Ci et al., Avermectin exerts anti-inflammatory effect by downregulating the nuclear transcription factor kappa-B and mitogen-activated protein kinase activation pathway. *Fundam Clin Pharmacol.* 23, 449-455 (2009).
69. X. Zhang, Y. Song, X. Ci, N. An, Y. Ju, H. Li, X. Wang, C. Han, J. Cui and X. Deng. Ivermectin inhibits LPS-induced production of inflammatory cytokines and improves LPS-induced survival in mice. *Inflamm Res.* 57, 524-529 (2008).
70. Carvallo H. <https://clinicaltrials.gov/ct2/show/NCT04425850> (2020).
71. Shouman W. <https://clinicaltrials.gov/ct2/show/NCT04422561> (2020).
72. P. Behera et al., <https://www.medrxiv.org/content/10.1101/2020.10.29.20222661v1.full> (2020).
73. A. Elgazzar et al., <https://www.researchsquare.com/article/rs-100956/v2> (2020).
74. Robin RC, Alam RF, Saber S, Bhiuyan E, Murshed R, Alam MT. A case series of 100 COVID-19 positive patients treated with combination of ivermectin and doxycycline. *Journal of Bangladesh College of Physicians and Surgeons.* 38, Supp 10-15 (2020).
75. Mahmud R. <https://clinicaltrials.gov/ct2/show/NCT04523831> (2020).
76. M. S. I. Khan, C. R. Debnath, P. N. Nath, M. A. Mahtab, H. Nabeka, S. Matsuda and S. M. F. Akbar. Ivermectin treatment may improve the prognosis of patients with COVID-19. *Archivos de Bronconeumología.* 10.1016/j.arbres.2020.08.007 (2020).
77. J. C. Rajter, M. S. Sherman, N. Fatteh, F. Vogel, J. Sacks, J. J. Rajter. Use of ivermectin is associated with lower mortality in hospitalized patients with COVID-19 (ICON study). *Chest.* 10.1016/j.chest.2020.10.009 (2020).
78. Hashim HA et al., <https://www.medrxiv.org/content/10.1101/2020.10.26.20219345v1> (2020).
79. M. S. Niaee et al., <https://www.researchsquare.com/article/rs-109670/v1> (2020).
80. A. Portmann-Baracco, M. Bryce-Alberti, R. A. Accinelli. Antiviral and anti-inflammatory properties of ivermectin and its potential use in Covid-19. *Arch Broncopneumol.* July 7, doi: 10.1016/j.arbres.2020.06.011 (2020)

81. A. Portmann-Baracco, M. Bryce-Alberti, R. A. Accinelli. Antiviral and anti-inflammatory properties of ivermectin and its potential use in Covid-19. Arch Broncopneumol. July 7, doi: 10.1016/j.arbres.2020.06.011 (2020)
82. J. J. Chamie. <https://www.researchgate.net/publication/344469305> (2020).
83. Simonnet A, Chetboun M, Poissy J, et al. High prevalence of obesity in severe acute respiratory syndrome coronavirus-2 (SARS-CoV-2) requiring invasive mechanical ventilation. Obesity 2020; 28: 1195–99.
84. Bosch TA, Steinberger J, Sinaiko AR, et al. Identification of sex-specific thresholds for accumulation of visceral adipose tissue in adults. Obesity 2015; 23: 375–82.
85. Bray GA. Medical consequences of obesity. J Clin Endocrinol Metab 2004; 89: 2583–89.
86. Tufan A, Avanoğlu Güler A, Matucci-Cerinic M. COVID-19, immune system response, hyperinflammation and repurposing antirheumatic drugs. Turk J Med Sci 2020; 50: 620–32.
87. Blüher M, Fasshauer M, Tjanes A, Kratzsch J, Schön MR, Paschke R. Association of interleukin-6, C-reactive protein, interleukin-10 and adiponectin plasma concentrations with measures of obesity, insulin sensitivity and glucose metabolism. Exp Clin Endocrinol Diabetes 2005; 113: 534–37.
88. Matsiukevich D, Piraino G, Lahni P, et al. Metformin ameliorates gender- and age-dependent hemodynamic instability and myocardial injury in murine hemorrhagic shock. Biochim Biophys Acta Mol Basis Dis 2017; 1863: 2680–91.
89. Quan H, Zhang H, Wei W, Fang T. Gender-related different effects of a combined therapy of exenatide and metformin on overweight or obesity patients with type 2 diabetes mellitus. J Diabetes Complications 2016; 30: 686–92.
90. Park JW, Lee JH, Park YH, et al. Sex-dependent difference in the effect of metformin on colorectal cancer-specific mortality of diabetic colorectal cancer patients. World J Gastroenterol 2017; 23: 5196–205.
91. Chen X, Guo H, Qiu L, Zhang C, Deng Q, Leng Q. Immunomodulatory and Antiviral Activity of Metformin and Its Potential Implications in Treating Coronavirus Disease 2019 and Lung Injury. Front Immunol. 2020 Aug 18;11:2056. doi: 10.3389/fimmu.2020.02056.
92. Scheen AJ. Metformin and COVID-19: From cellular mechanisms to reduced mortality. Diabetes Metab. 2020 Nov;46(6):423–426. doi: 10.1016/j.diabet.2020.07.006.

93. Luo P, Qiu L, Liu Y, et al. Metformin treatment was associated with decreased mortality in COVID-19 patients with diabetes in a retrospective analysis. *Am J Trop Med Hyg* 2020; 103: 69–72.
94. Cariou B, Hadjadj S, Wargny M, et al. Phenotypic characteristics and prognosis of inpatients with COVID-19 and diabetes: the CORONADO study. *Diabetologia* 2020; 63: 1500–15.
95. Pérez-Belmonte LM, Torres-Peña JD, López-Carmona MD. Mortality and other adverse outcomes in patients with type 2 diabetes mellitus admitted for COVID-19 in association with glucose-lowering drugs: a nationwide cohort study. *BMC Med.* 2020 Nov 16;18(1):359. doi: 10.1186/s12916-020-01832-2.
96. Bramante CT, Ingraham NE, Murray TA. Metformin and risk of mortality in patients hospitalised with COVID-19: a retrospective cohort analysis. *Lancet Health Longevity* 2020 Dec 3, S2666-7568 (20) 30033-7. doi: [https://doi.org/10.1016/S2666-7568\(20\)30033-7](https://doi.org/10.1016/S2666-7568(20)30033-7)
97. Lenze EJ, Mattar C, Zorumski CF. Fluvoxamine vs Placebo and Clinical Deterioration in Outpatients With Symptomatic COVID-19: A Randomized Clinical Trial. *JAMA.* 2020 Dec 8;324(22):2292-2300. doi: 10.1001/jama.2020.22760.
98. COVID-19 clinical trials listed as of Dec 15, 2020.
<https://www.clinicaltrials.gov/ct2/results?cond=COVID-19>. Acessado em 15 de Dezembro de 2020.
99. Comissão Nacional de Ética em Pesquisa: Boletim Ética em Pesquisa – Dezembro 2020.
http://conselho.saude.gov.br/images/comissoes/conep/img/boletins/BE_DEZEMBRO_OFICIAL.pdf Acessado em 15 de Dezembro de 2020.
100. COVID-19 clinical trials listed as of Dec 15, 2020.
<https://www.clinicaltrials.gov/ct2/results?cond=COVID-19>. Acessado em 15 de Dezembro de 2020.
101. Comissão Nacional de Ética em Pesquisa: Boletim Ética em Pesquisa – Dezembro 2020.
http://conselho.saude.gov.br/images/comissoes/conep/img/boletins/BE_DEZEMBRO_OFICIAL.pdf Acessado em 15 de Dezembro de 2020.
102. Hays RD, Bjorner JB, Revicki DA. Development of physical and mental health summary scores from the patient-reported outcomes measurement information system (PROMIS) global items. *Qual Life Res.* 2009 Sep; 18(7):873-80.
103. International Council for Harmonisation of Technical Requirements for Pharmaceuticals for Human Use (ICH). ICH Harmonised Guideline. E6(R2): Integrated addendum to ICH E6(R1): guideline for good clinical practice. 2016 Nov 9.

104. World Medical Association Declaration of Helsinki. Ethical principles for medical research involving human subjects. 2013 Oct