

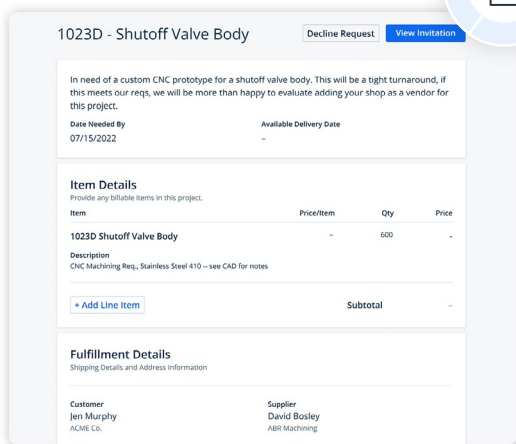
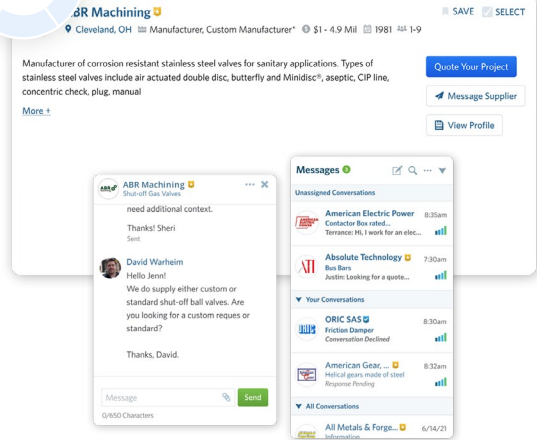
How to Buy and Sell on the Industrial Buying Engine™

Connect, quote, and save time within one powerful online ecosystem at **Thomasnet.com®**



BUYER

Clicks **"Quote Your Project"** to build a Project complete with quantity, specifications, fulfillment details, and more to aid the quoting process. When complete, they press **"Submit"** to send the Project to the Supplier. They can also **message** the Supplier to sort out details.

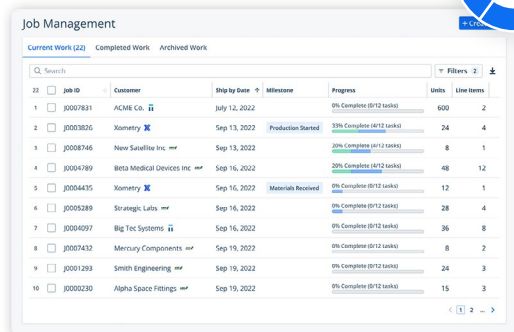
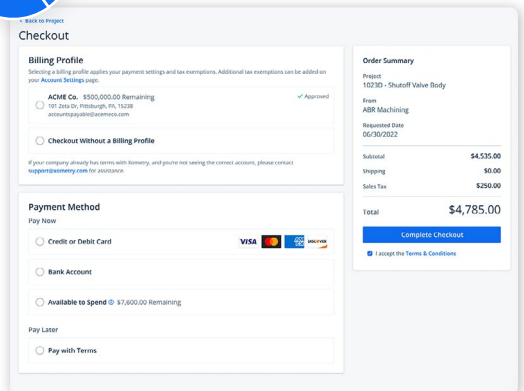


SUPPLIER

Receives an email invitation for a new Project. The Supplier can **"View"** the Project, allowing them to easily build and send a quote back with all of the information the Buyer needs to make an informed decision or use the messaging tool to ask questions.

BUYER

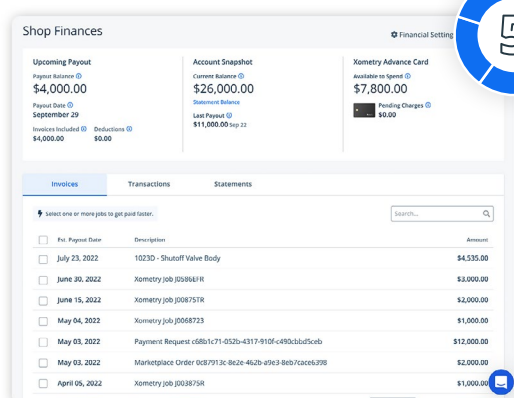
Receives an email notification that they have a quote to review. They can ask clarifying questions with the messaging tool and then checkout through the **Industrial Buying Engine** with a line of **Credit** or Credit Card/ACH. Thomas collects all payments.



SUPPLIER

Receives a confirmation email that the checkout process is complete and they can begin working on the Project. The Project will automatically appear in their **Workcenter** for tracking and payment.

When the Supplier ships the products, they will mark the Project as **"Fulfilled"** in **Workcenter**. Marking the Project as **"Fulfilled"** activates the payment process. All Projects are paid in **30-days guaranteed** with accelerated payout options available.



Get started today by logging into your Thomas account at **Thomasnet.com®**