



1Q 2022 Financial Results

May 10th, 2022

Disclaimer

In General. This disclaimer applies to this document and any oral comments of any person presenting it. This document, taken together with any such oral comments, is referred to herein as the “**Presentation**”. This document has been prepared by Pirelli & C. S.p.A. (“**Pirelli**” or the “**Company**” and, together with its subsidiary the “**Group**”). The Presentation is being furnished to you for information purposes only and for use in presentations of the results and strategies of the Group.

No distribution of this Presentation. This Presentation is being furnished to you solely for your information and may not be reproduced, in whole or in part, or redistributed to any other individual or legal entity.

Forward-looking statement. “Forward-looking statements” (which expression shall include opinions, predictions or expectations about any future event) that may be contained in the Presentation are based on a variety of estimates and assumptions by the Group, including, among others, estimates of future operating results, the value of assets and market conditions. These estimates and assumptions are inherently uncertain and are subject to numerous business, industry, market, regulatory, geo-political, competitive and financial risks that are outside of the Group’s control. There can be no assurance that the assumptions made in connection with the forward-looking statements will prove accurate, and actual results may differ materially. The inclusion of the forward-looking statements herein should not be regarded as an indication that the Group considers the forward-looking statements to be a reliable prediction of future events and the forward-looking statements should not be relied upon as such. Neither the Group nor any of its representatives has made or makes any representation to any person regarding the forward-looking statements and none of them intends to update or otherwise revise the forward-looking statements to reflect circumstances existing after the date when made or to reflect the occurrence of future events, even in the event that any or all of the assumptions underlying the forward-looking statements are later shown to be in error.

The forward-looking statements does not take into account any additional negative effects that may arise from impacts on the global market in which Pirelli operates and more generally on the macroeconomic scenario, also following (i) any further governmental measures related to the eventual new waves of spreading of the virus COVID-19 (SARS-CoV-2) and (i) the worsening of the crisis in Ukraine and the consequent conflict between NATO and Russia.

No update. The information and opinions in this Presentation is provided to you as of the dates indicated and the Group does not undertake to update the information contained in this Presentation and/or any opinions expressed relating thereto after its presentation, even in the event that the information becomes materially inaccurate, except as otherwise required by applicable laws.

Verbal explanation. This Presentation has to be accompanied by a verbal explanation. A simple reading of this Presentation without the appropriate verbal explanation could give rise to a partial or incorrect understanding.

No offer to purchase or sell securities. The information, statements and opinions contained in this Presentation are for information purposes only and do not constitute a public offer under any applicable legislation or an offer to sell or solicitation of an offer to purchase or subscribe for securities or financial instruments or any advice or recommendation with respect to such securities or other financial instruments. None of the securities referred to herein have been, or will be, registered under the U.S. Securities Act of 1933, as amended, or the securities laws of any state or other jurisdiction of the United States or in Australia, Canada or Japan or any other jurisdiction where such an offer or solicitation would be unlawful (the “**Other Countries**”), and there will be no public offer of any such securities in the United States. This Presentation does not constitute or form a part of any offer or solicitation to purchase or subscribe for securities in the United States or the Other Countries.

Rounding. Due to rounding, numbers presented throughout this Presentation may not add up precisely to the totals provided and percentages may not precisely reflect the absolute figures.

Miscellanea. This Presentation has been prepared on a voluntary basis. Pirelli is therefore not bound to prepare similar presentations in the future, unless where provided by law.

Neither the Company nor any member of the Group nor any of its or their respective representatives, directors, employees or agents accept any liability whatsoever in connection with this Presentation or any of its contents or in relation to any loss arising from its use or from any reliance placed upon it.

Giorgio Luca Bruno, the manager in charge of preparing the corporate accounting documents, declares that, pursuant to art. 154-bis, paragraph 2, of the Legislative Decree no. 58 of February 24, 1998, the accounting information contained herein correspond to document results, books and accounting records.

Non-IFRS and Other Performance Measures

This Presentation contains certain items as part of the financial disclosure which are not defined under IFRS. Accordingly, these items do not have standardized meanings and may not be directly comparable to similarly-titled items adopted by other entities.

Pirelli management has identified a number of “Alternative Performance Indicators” (“APIs”). These APIs (i) are derived from historical results of Pirelli & C. S.p.A. and are not intended to be indicative of future performance, (ii) are unaudited non-IFRS financial measures derived from the Financial Statements, and (iii) are not an alternative to financial measures prepared in accordance with IFRS.

The APIs presented herein are EBIT, EBIT margin, EBITDA, EBITDA margin, net income and net income margin.

In addition, this Presentation includes certain measures that have been adjusted by us to present operating and financial performance net of any non-recurring events and non-core events. The adjusted indicators are EBITDA adjusted, EBIT adjusted and net income adjusted. In order to facilitate the understanding of our financial position and financial performance, this Presentation contains other performance measures, such as Net Financial Position, Operating Cash Flow, Net Cash Flow before Dividends and extraordinary Operations, Net Cash Flow before Dividends, Net Cash Flow, CapEx (Capital Expenditure), Liquidity Margin and ROIC (Return On Invested Capital).

These measures are not indicative of our historical operating results, nor are they meant to be predictive of future results.

These measures are used by our management to monitor the underlying performance of our business and operations. Similarly entitled non-IFRS financial measures reported by other companies may not be calculated in an identical manner, consequently our measures may not be consistent with similar measures used by other companies. Therefore, investors should not place undue reliance on this data.

Agenda

1 1Q'22 KEY MESSAGES

2 PIRELLI 1Q'22 RESULTS

3 FY 2022 OUTLOOK AND TARGETS

4 APPENDIX

Key Messages

> 1Q 2022 Results supported by:

- strengthening in High Value (market share gain in Repl. ≥ 18 "; increasing focus on O.E. ≥ 19 " and EV)
- top-of-industry price/mix, covering 1.2x raw mat. & inflation
- operating cash flow in line with 1Q'21

> 2022 global scenario becoming more volatile:

- lower GDP growth and higher inflation due to supply chain disruptions
- 2022 Car tyre outlook now factoring in lower O.E. production, China demand slowdown in 1H and Russia crisis
- Car ≥ 18 " market growing high-single-digit, $\sim 7x$ vs. ≤ 17 " market ($\sim 4x$ in Feb.)
- confirmed solid Tyre pricing environment in response to raw mat. and inflation

> Pirelli strategy and 2022 targets update:

- quickly reacting to mitigate the external scenario:
 - price/mix and efficiencies to more than cover raw mat. and inflation
 - dynamic contingency plan on Russia-Ukraine crisis
 - working to improve cautious profitability target, impacted by Ukraine conflict and China slowdown
- strong commitment to deleverage through a solid Net C.F. bef. dividends generation ($\sim \text{€}450$ million)

> More challenging commitment to the fight against climate change, validated by SBTi¹

From March we put in place a set of measures to mitigate the impact of the Russia-Ukraine war

Russia main KPIs - FY'21

- > **Revenues¹: €162M** (~3% of Group Sales)
- > **EBIT adjusted: €29M** (~3.5% of Group adj. EBIT)
- > **Net Debt²: ~€77M** only in Rubles
- > **Fixed assets: ~€170M**
- > **~2,300 headcount** (>80% blue collar), ~8% of Group
- > **~1,200 points of sale**, all franchising (no equity)

Pirelli's manufacturing footprint in Russia



- > **2021 tot capacity:**
~8 million Car tyres,
(~85% Std., ~15% H.V.)
- > **% of exports:** ~50%,
mainly Std. and mainly
to Europe

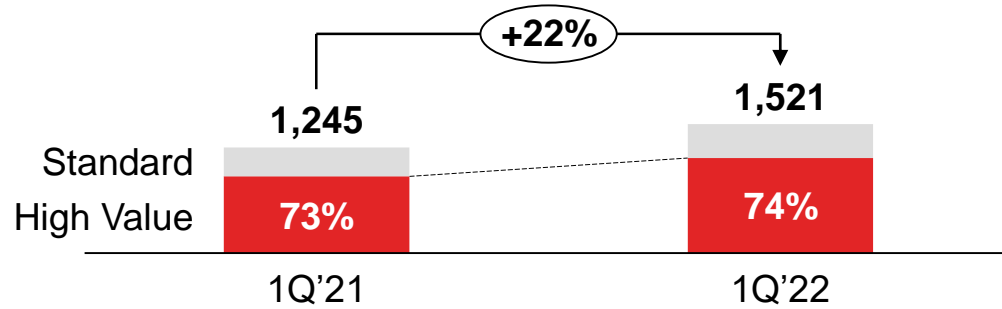
Area	Issue	Actions taken, compliant with sanctions
Manufacturing	▶ Export ban of selected raw mat. to Russia from EU	▶ Alternative Suppliers ▶ Increased Stock level
	▶ From 2H, no export of finished products to Europe due to sanctions	▶ European imports of Standard products sourced from other low-cost plants (Romania and Turkey)
	▶ Capacity saturation	▶ Stabilized production focusing on local demand
Logistic	▶ Availability of transport from/to Russia	▶ Logistic service providers diversification to ensure supply continuity
Finance	▶ Financing continuity	▶ New credit line with local bank
People	▶ Safety	▶ Confirmed Health and Safety investments
	▶ Salaries and Social Services	▶ No production interruption to guarantee the funding of Employees Salaries & Social Services

1Q 2022 Results highlights

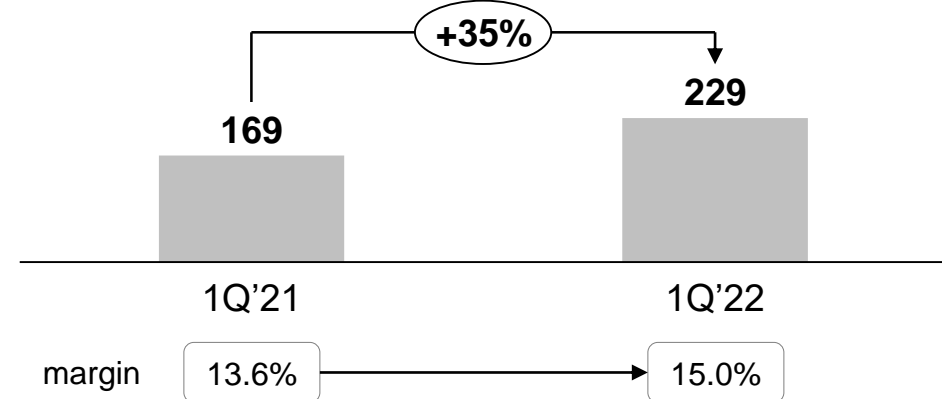
Solid quarterly delivery in a challenging environment

€ million

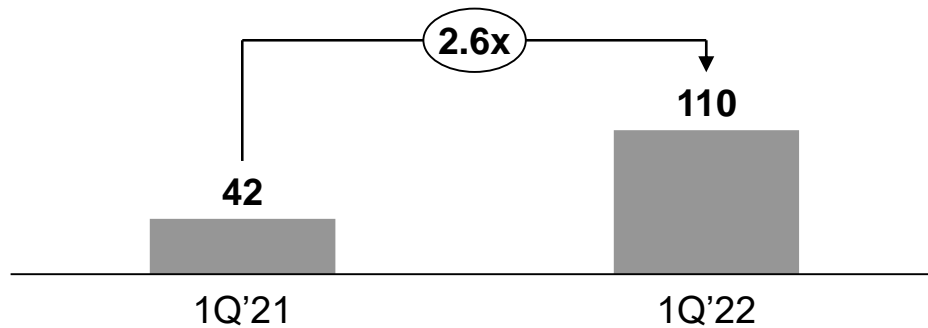
Net Sales



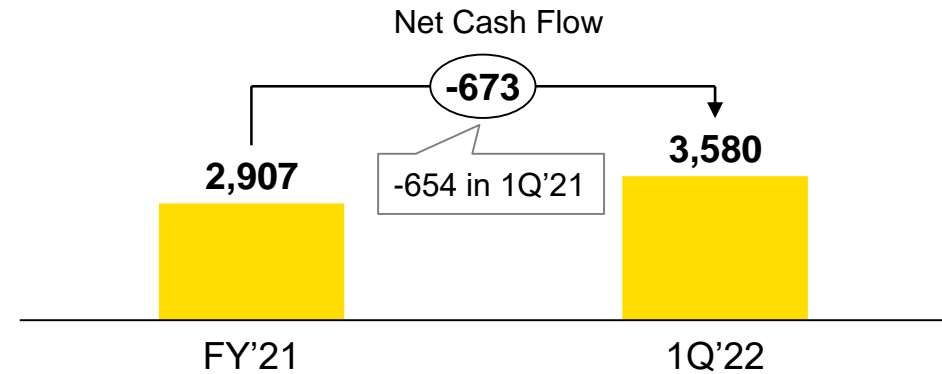
adjusted EBIT¹



Net Income



Net Financial Position



¹ before amortization of PPA, non-recurring items, restructuring costs & other adjustments

Agenda

1 1Q'22 KEY MESSAGES

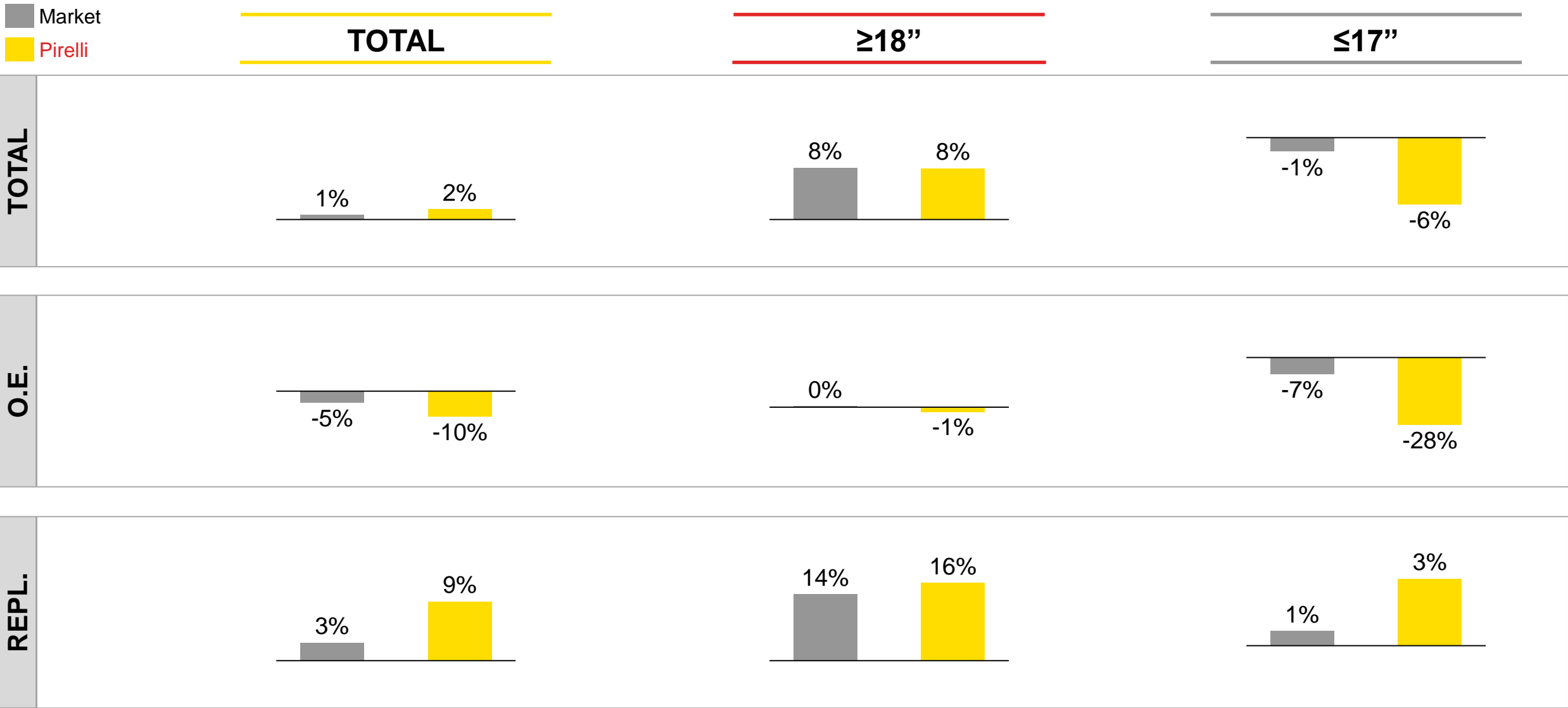
2 PIRELLI 1Q'22 RESULTS

3 FY 2022 OUTLOOK AND TARGETS





4 APPENDIX

1Q 2022 – Pirelli vs. market – outperforming in Repl., both in High Value and Standard

Outperf. in ≥18” Repl. continues, driven by EU and N.A.; O.E. demand impacted by supply shortages, especially on Std.; PI trend in O.E. Std. reflecting Russia-Ukraine crisis and a more selective approach



2022 Strategy implementation: 1Q 2022 delivery in line with targets

main programs	2022 targets	1Q'22 main achievements
 <p>Commercial</p>	<ul style="list-style-type: none"> • Focus on H.V. outperforming the market in ≥18" Replacement • More selective approach to O.E. • Lowering exposure to Standard 	<ul style="list-style-type: none"> • Car ≥18": +8% in line with market <ul style="list-style-type: none"> • Repl. +16%, +2pp vs. market • O.E. -1% vs. a flat market; higher focus on ≥19" & EV • Car Std. weight to ~40% (-3pp YoY) in line with FY target
 <p>Innovation</p>	<ul style="list-style-type: none"> • Expanding homologations in ≥19" and Specialties • Product renewal (+10 new Regional lines) 	<ul style="list-style-type: none"> • ~90 new homologations, ~90% ≥19", ~30% Specialties, mainly EV • 2 new SUV products: the New Scorpion (a worldwide Summer product) and the New Scorpion All-Season SF2 (for EU market)
 <p>Competitiveness</p>	<ul style="list-style-type: none"> • Progressing with Wave 2 efficiencies plan (€150M gross efficiencies) 	<ul style="list-style-type: none"> • €29M gross savings, ~20% of FY target, consistent with projects targets • Price/mix covering 1.2x times raw mat. and inflation
 <p>Operations</p>	<ul style="list-style-type: none"> • Increasing High Value capacity (+2M pcs, to 53M pcs, ~72% of tot. Car capacity) • Further improving capacity saturation (>90%) 	<ul style="list-style-type: none"> • Start of cycling production in Bollate (ITA) • Capacity saturation >90% (~95% on High Value) • Halt of Russian CapEx and re-allocation to other Regions

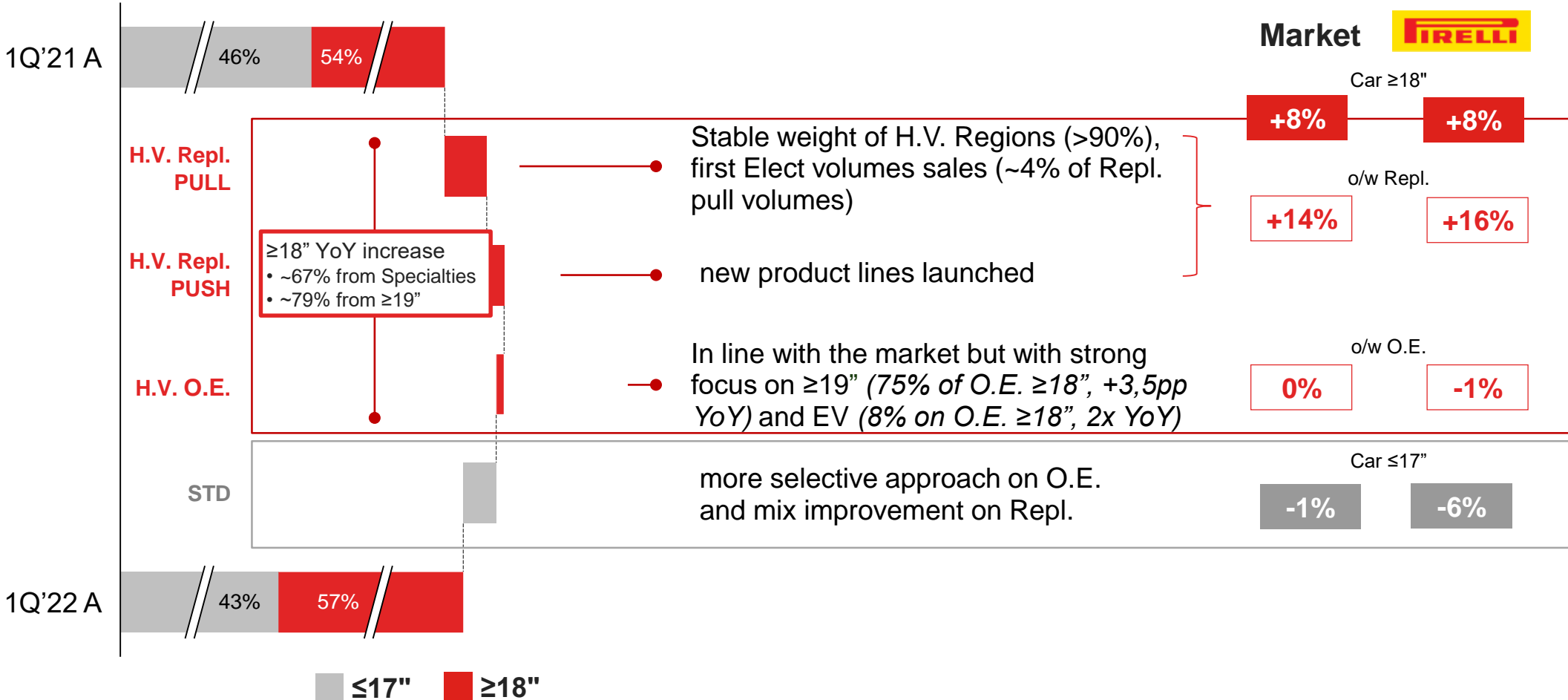
Commercial Program delivery in 1Q 2022

Strong over-performance driven by $\geq 19''$ & Specialties

1Q 2022A volume variance (Car)

key programs highlights

volume trend



Innovation Program 1Q 2022 (1/2)

New Scorpion tyres: a renewed range for SUVs with a strong focus on EV and hybrid vehicles



safe and silent performance for sustainable mobility



WIDE HOMOLOGATIONS RANGE BOTH FOR ICE AND BEV VEHICLES	EXCELLENT DRY AND WET GRIP PERFORMANCE A-B	LOW ROLLING RESISTANCE AND HIGH EFFICIENCY A-B	SILENT PERFORMANCE A-B

- 1 Tread Pattern optimized for higher efficiency and comfort
- 2 Narrow flat car profile for an improved braking performance
- 3 Compound: Full Silica lower transition temperature tread for a better wet handling and braking with a long lasting performance



an adaptive tyre with stronger tread blocks



HIGH SAFETY IN WET AND DRY CONDITIONS*	MAXIMIZED WET GRIP A-B	LOW ROLLING RESISTANCE AND HIGH EFFICIENCY** A-B	SILENT PERFORMANCE A-B	OUTSTANDING SNOW PERFORMANCE

- 1 Zig Zag central Groove excellent in aquaplaning and wet handling
- 2 3D diamond sipes adapting during braking and snow conditions
- 3 Compound: new combination of polymers to maximize performance in a wider temperature range

Both products are available with different technologies and certified with the TÜV SÜD performance mark¹



ELECT Scorpion range has the highest 'Elect' homologations in Pirelli: ~50% of the total homologation target

1. Obtained by achieving the essential technical performance requirements of the independent certification body Tüv Süd:

- For the New scorpion Summer following tests carried out in Jan / Feb 2022 with tyres size 235/55R19 – 255/55R18
- For the New Scorpion All Season F2 following tests carried out in Jan / Feb 2022 with tyres size 235/60R18

Innovation Program 1Q 2022 (2/2): strong focus on EVs

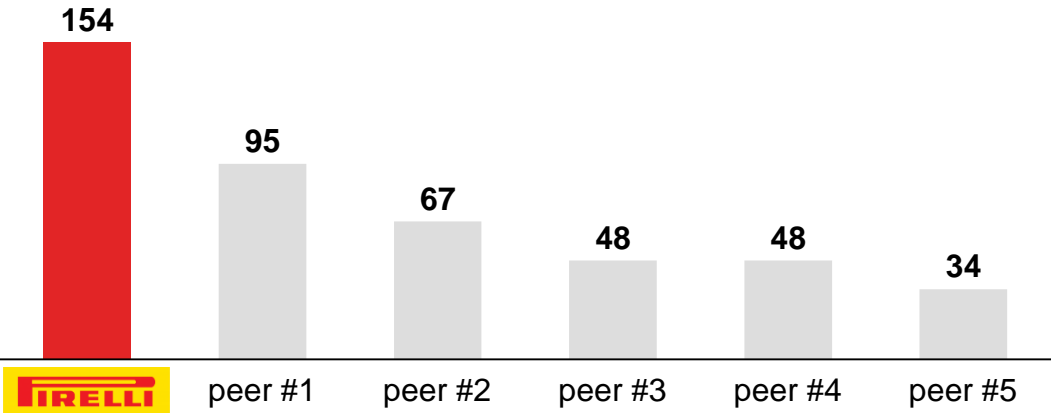
Pirelli current EV homologation portfolio

~250 EV homologations worldwide, with the following main partners¹:



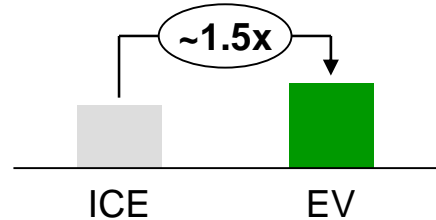
Europe EV trade homologation portfolio vs. peers

of EV O.E. marked items²: ~2.5x the peers avg.



Pirelli EV: 2022 expectations

Market share
O.E. high-end



Pirelli EV volumes ~2x vs. 2021

> O.E. ~80% of tot. EV volumes

Latest Pirelli Elect achievements

















- > Pirelli's Elect won the prize for "Best Technological Innovation of 2021"³
- > Pirelli awarded as "The Top Performance seal for its tyre"⁴



¹. Trade Homologation Catalogue @ Apr-22 only BEV & PHEV included; ². source: German Product List (Pricat) @ May-22; Since Homologations and Propulsion are not declared, EV related IP5 is inferred from: O.E. markings (+, NF0, T0, T1), Product (Pilot Sport EV, Ventus S1 EVO 3 EV), Product description, Size, Technologies (Elect, Enliten); ³. assigned at the 3rd edition of Los Premios Hevea de la Industria del Neumatico (Spain); ⁴. From electricar magazine, issued in Apr / May 2022

Competitiveness program progress

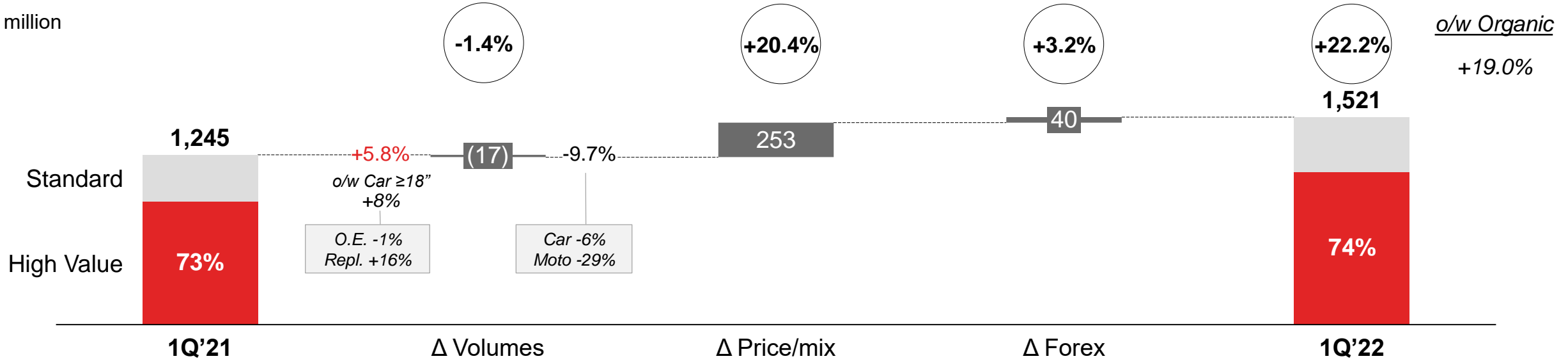
1Q achievements in line with expectations and consistent with programs quarterly targets

		2021	2022 E		
		FY ACT	Focusing on:	FY GUI	1Q'22 ACT
	Product Cost		<ul style="list-style-type: none"> ▶ Modularity ▶ Design speed and virtualization 	 ~40% in 1H	
	Manufacturing		<ul style="list-style-type: none"> ▶ Footprint optimization ▶ Industrial IOT and flexible factory 	 mostly in 2H	
	SG&A		<ul style="list-style-type: none"> ▶ Logistics network redesign and service differentiation ▶ Procurement rationalization 	 mostly in 2H	
	Organization		<ul style="list-style-type: none"> ▶ Digital Processes and Organization transformation 	 50% in 1H	
Total Gross Impact as % of baseline		~€155M ~4.0% of baseline '20		~ €150M ~3.3% of baseline '21	~ €29M ~0.6% of baseline '21

1Q 2022 Net Sales bridge

Record price/mix and further enhancement in High Value

€ million



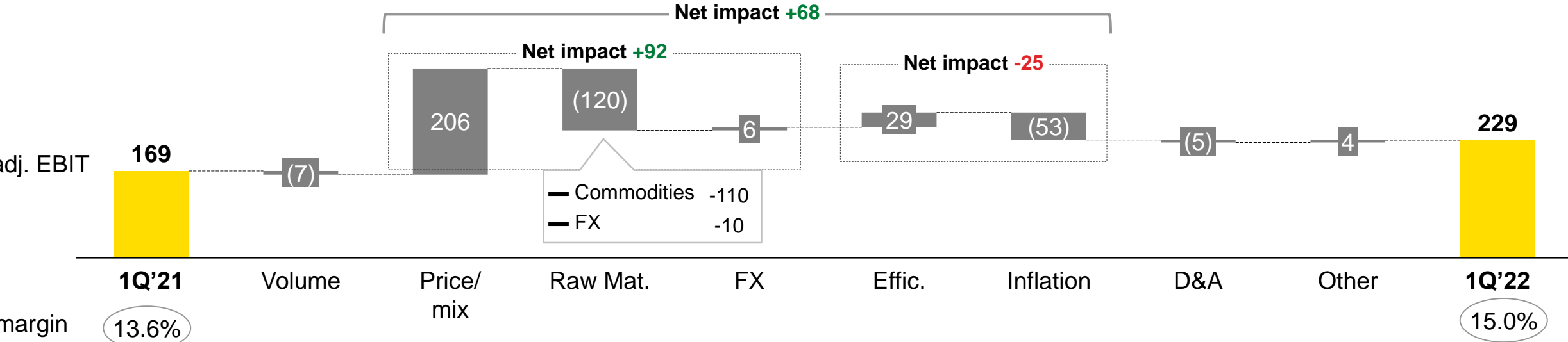
Solid Car ≥18" Replacement performance in 1Q (+16% vs +13% in 4Q) notwithstanding price increases

		High Value		Standard				
4Q'21	O.E. -5% Repl. +13%	0.0% o/w Car ≥18" +3.7%	-7.3%	-13.4%	+16.3%	+2.9%	+11.9%	+9.0%
1Q'21	O.E. +36% Repl. +31%	+29.3% o/w Car ≥18" +33.3%	+22.2%	+15.4%	+2.3%	-6.1%	+18.4%	+24.5%

1Q 2022 adjusted EBIT bridge

Profitability improvement supported by internal levers offsetting the negative external scenario

€ million

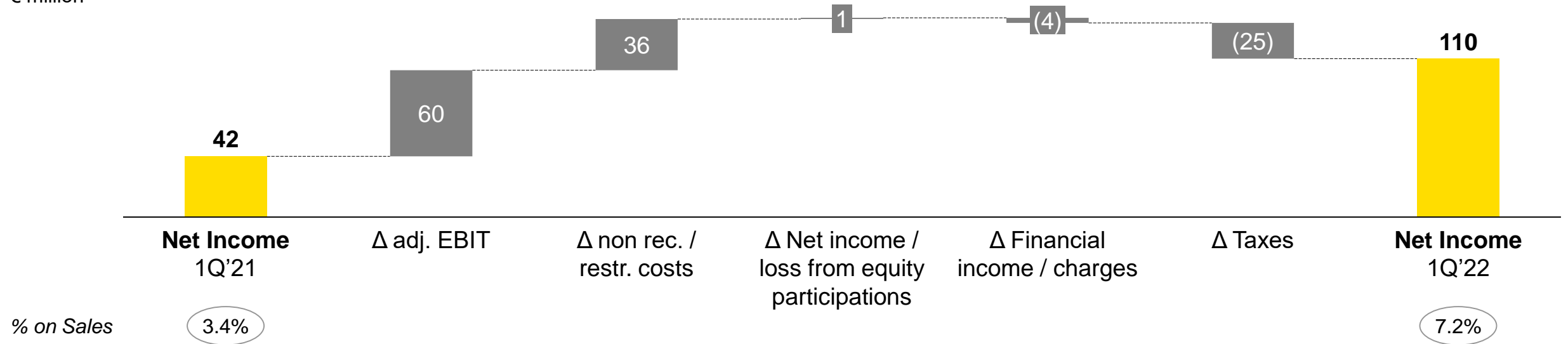


- > Price/mix covering ~1.2x raw mat. and inflation headwind (raw mat. + infl. = 11% of Sales) driven by oil and energy prices
- > Competitiveness program in line with expectations and consistent with quarterly delivery

1Q 2022 Net Income bridge

Earnings driven mainly by improving operating performance and lower non-rec. / restr. costs

€ million

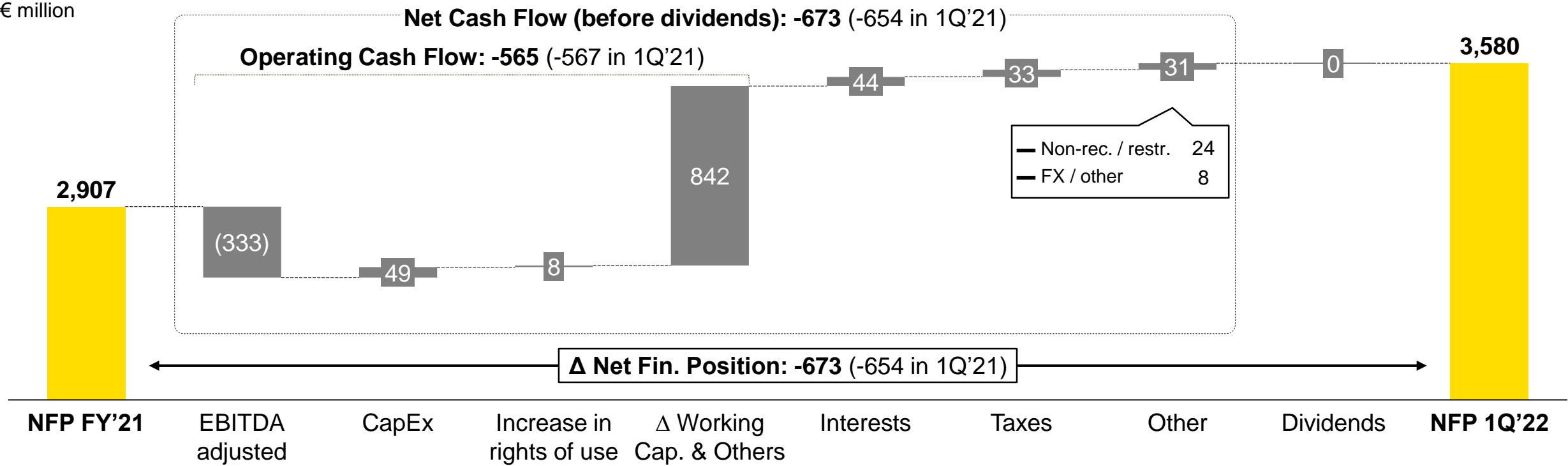


	1Q'21	1Q'22
reported Net Income	42	110
PPA amortization	+28	+28
Non recurring / restr. costs / other adj.	+43	+7
Taxes impact	-20	-10
adjusted Net Income	94	136

incl. 4 of COVID-19 direct costs

1Q 2022 Cash Flow and Net Financial Position

Cash Flow trend stable YoY and in line with business seasonality



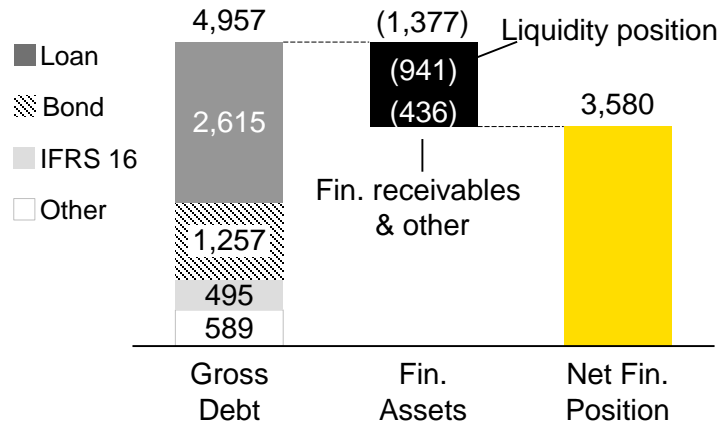
- > Lower CapEx vs. 1Q'21 due to different allocation in terms of timing and geography given the volatile external scenario
- > Better operating performance and lower investments in 1Q'22 are offsetting the higher Δ Working Capital absorption (e.g. higher inventories at 21.8% of Sales, +1.3pp vs. 2021 year-end mainly in raw mat.)

Total Gross Debt structure as of March 31st 2022

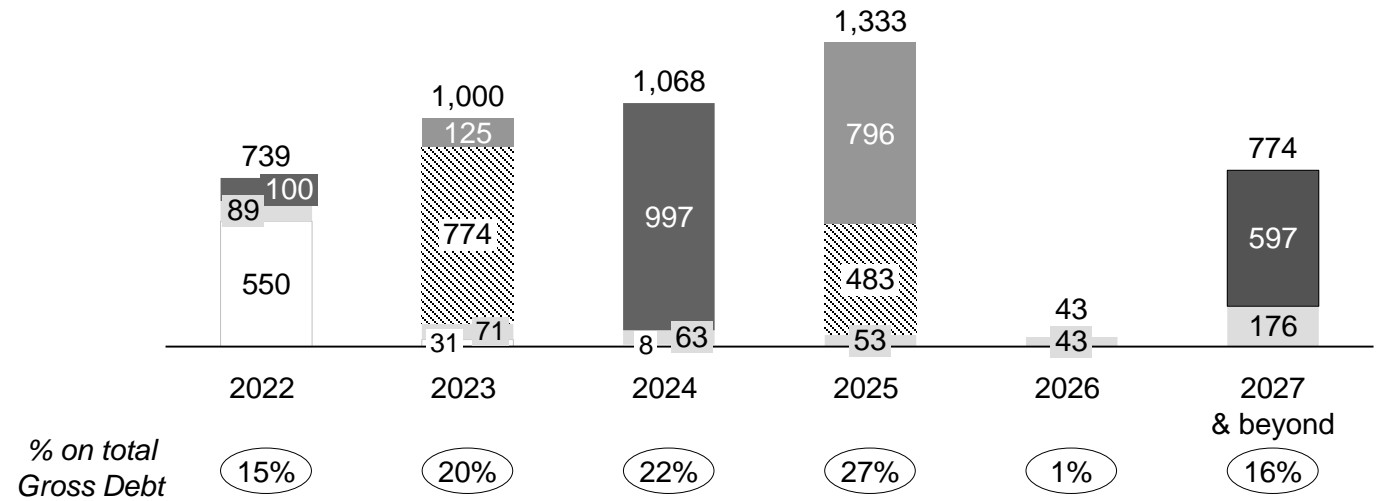
Sound liquidity position, smooth maturity profile and Investment Grade credit rating optimize cost of funding in volatile markets

€ million

Net Financial Position



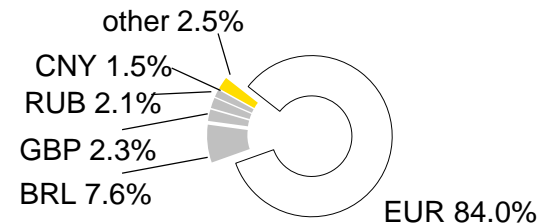
Gross Debt maturity: liquidity margin covering maturities until February 2024



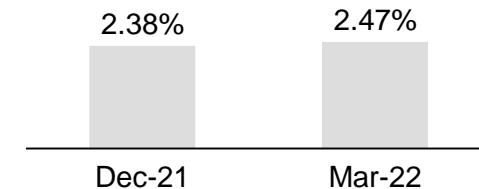
Liquidity profile

Liquidity position ¹	941
Committed lines not drawn	1,000
Liquidity margin	1,941

Break-down by currency²



Cost of Debt (last 12 months)



Agenda

1 1Q'22 KEY MESSAGES

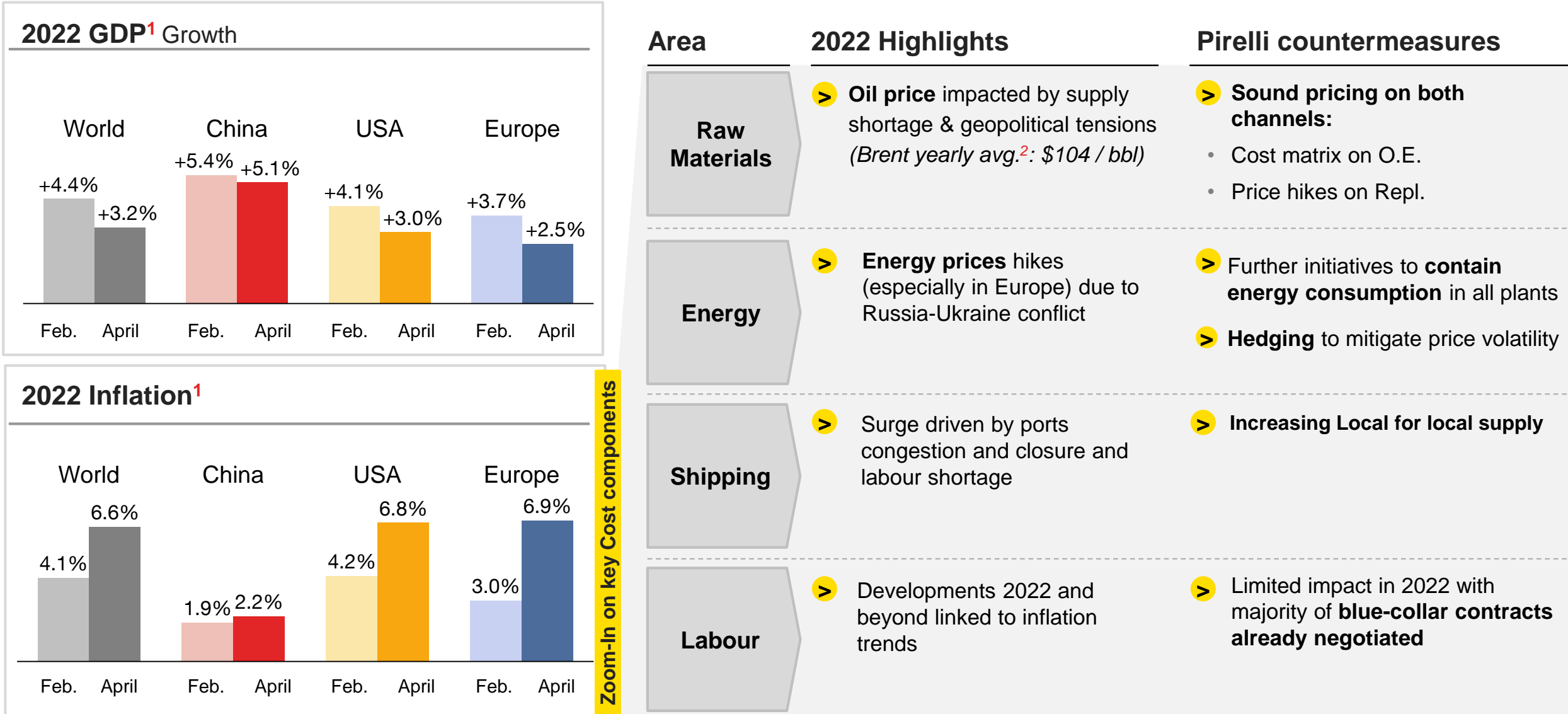
2 PIRELLI 1Q'22 RESULTS

3 **FY 2022 OUTLOOK AND TARGETS**

4 APPENDIX

2022 macro outlook deteriorates vs. Feb-22 assumptions

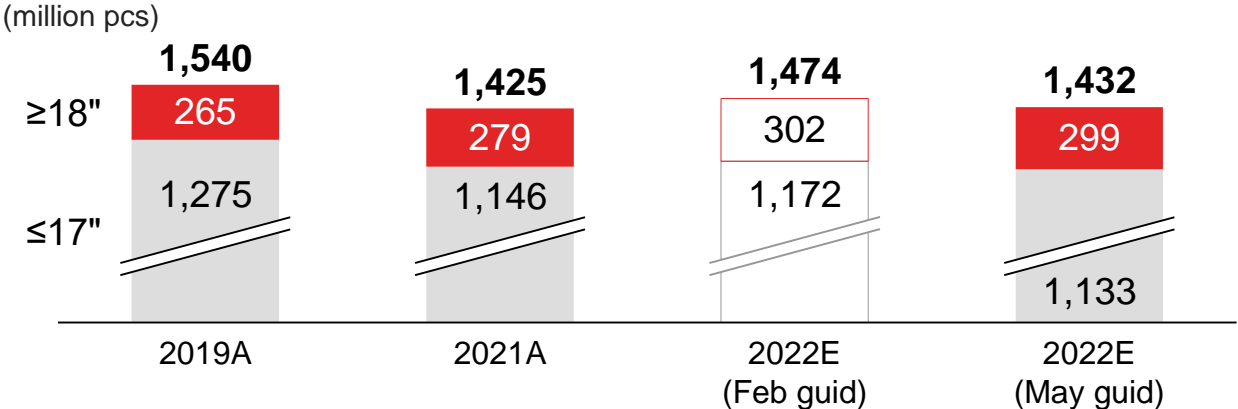
Geopolitical tension and COVID in China further impacting global supply chains, inflation and GDP



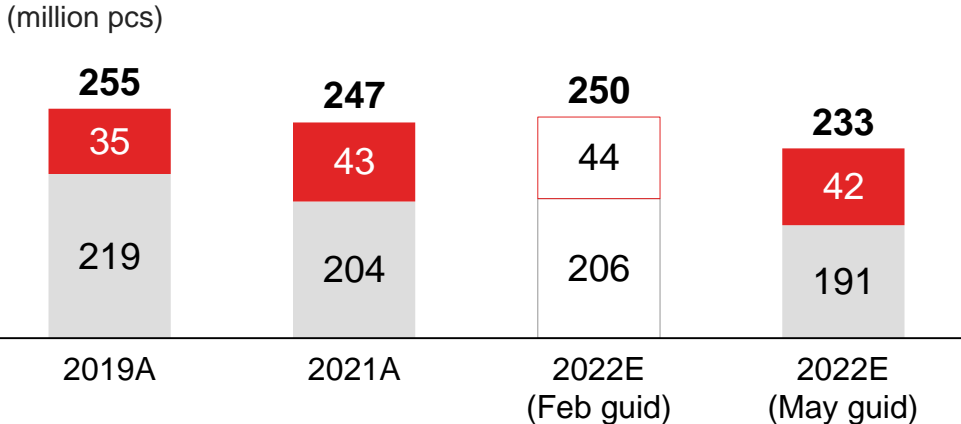
2022 Car Tyre market: a more cautious view on Car prod. (~flat vs. +6% in Feb) and on China

High Value outperformance vs. Standard confirmed

WORLD Car tyre market


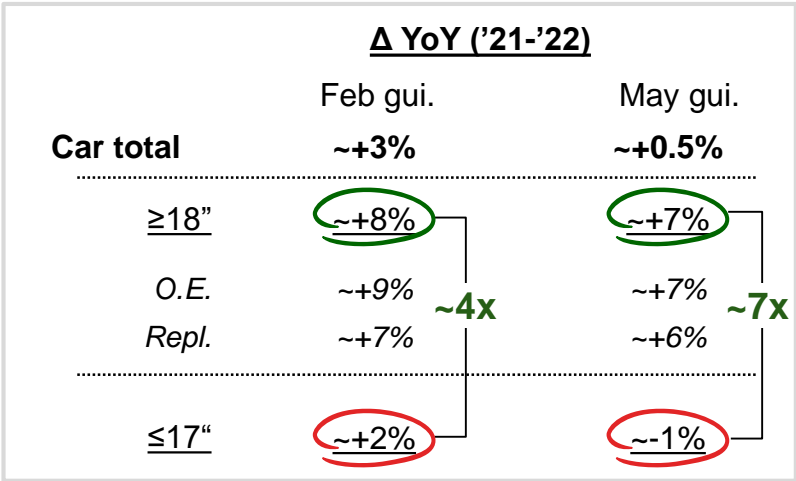


China Car tyre market



- ≥18": O.E.: chip supply normalizing in 2H; China Repl. trend compensated by N.A
- ≤17": O.E. supply shortages, Russia-Ukraine crisis, China slowdown

- lockdowns triggered a slowdown of demand from March
- recovery starting in 2H'22, mainly driven by O.E. & H.V.



Pirelli FY 2022 targets update: price/mix & efficiencies more than offsetting raw mat. & inflation

Ukraine conflict and China slowdown affecting profitability; solid NCF target confirmed

€ billion

	2021 A	2022 E	
		Target @ 23-Feb-22	Target @ 10-May-22
Net Sales	5.33	~5.6 ÷ ~5.7	~5.9 ÷ ~6.0
adj. EBIT margin	15.3%	~16% ÷ ~16.5%	~15%
CapEx (% of Sales)	0.35 (6.5%)	~0.39 (~7%)	confirmed (~6.5%)
Net Cash Flow bef. Dividends	0.43	~0.45 ÷ ~0.48	~0.45
Net Financial Position NFP / adj. EBITDA	2.91 2.40x	~2.6 ≤2.0x	confirmed
ROIC¹ Post taxes	17.6%	≥19%	~19%

- **Volumes** ~+0.5%÷~+1.5%
 - ▶ High Value ~+5.5%÷~+6%
 - ▶ Standard ~-5%÷~-4%
- **Price/mix** ~+10%÷~+11%
- **Forex** ~flat

Russia sensitivity
~€0.89B
adj. EBIT

Russia sensitivity:
~€0.45B

- cautious target factoring:**
- Russia-Ukraine impact (lead to Feb sensitivity, adj. EBIT €0.89B)
 - China slowdown impact partially compensated for by Americas improvement

Agenda






1 1Q'22 KEY MESSAGES

2 PIRELLI 1Q'22 RESULTS

3 FY 2022 OUTLOOK AND TARGETS

4 APPENDIX

Sustainability strategy: key targets

Area	KPIs	2020A	2021A	2025E
 SAFETY FIRST Towards zero accidents at work	Accident frequency index	0.22	0.21	<0.10
 PRODUCT ECO & SAFETY PERF. Improve Rolling Resistance with no compromise on safety	RR ¹ = A/B	39%	49%	>70%
	WG ¹ = A/B	87%	87%	>90%
<i>Scope: new labelled IPcodes²</i>				
 MATERIALS INNOVATION Increase the % of renewable and recycled materials	Renewable	23% ³	28% ⁴	>40%
	Recycled (incl. metals)	5% ³	5% ⁴	>8% ⁵
<i>Scope: tyre available on the market with the highest % of renew. & recycled</i>				
 TOWARDS DECARBONIZATION Reduce CO ₂ footprint	Renewable electricity ⁶	52%	62%	100%
	CO ₂ (abs. emissions plants)	-31% vs 2015 (COVID impact)	-31% vs 2015	-42% vs 2015 ⁷
	CO ₂ (abs. emissions suppliers)	-22% vs 2018 (COVID impact)	-6% vs 2018	-9% vs 2018 ⁷
 SCIENCE BASED TARGETS				

2021 MAIN ACHIEVEMENTS

- 100% of electricity sourced in Europe and Turkey is renewable
- FIA's 3 star Environmental Accreditation obtained – first and only tyre maker
- First ever FSC⁴ certified tyre produced
- Three-year Partnership with BMW and BirdLife International to protect Biodiversity and Communities in natural rubber production areas (Indonesia)

















LEADING POSITIONS IN ESG INDEXES & INITIATIVES



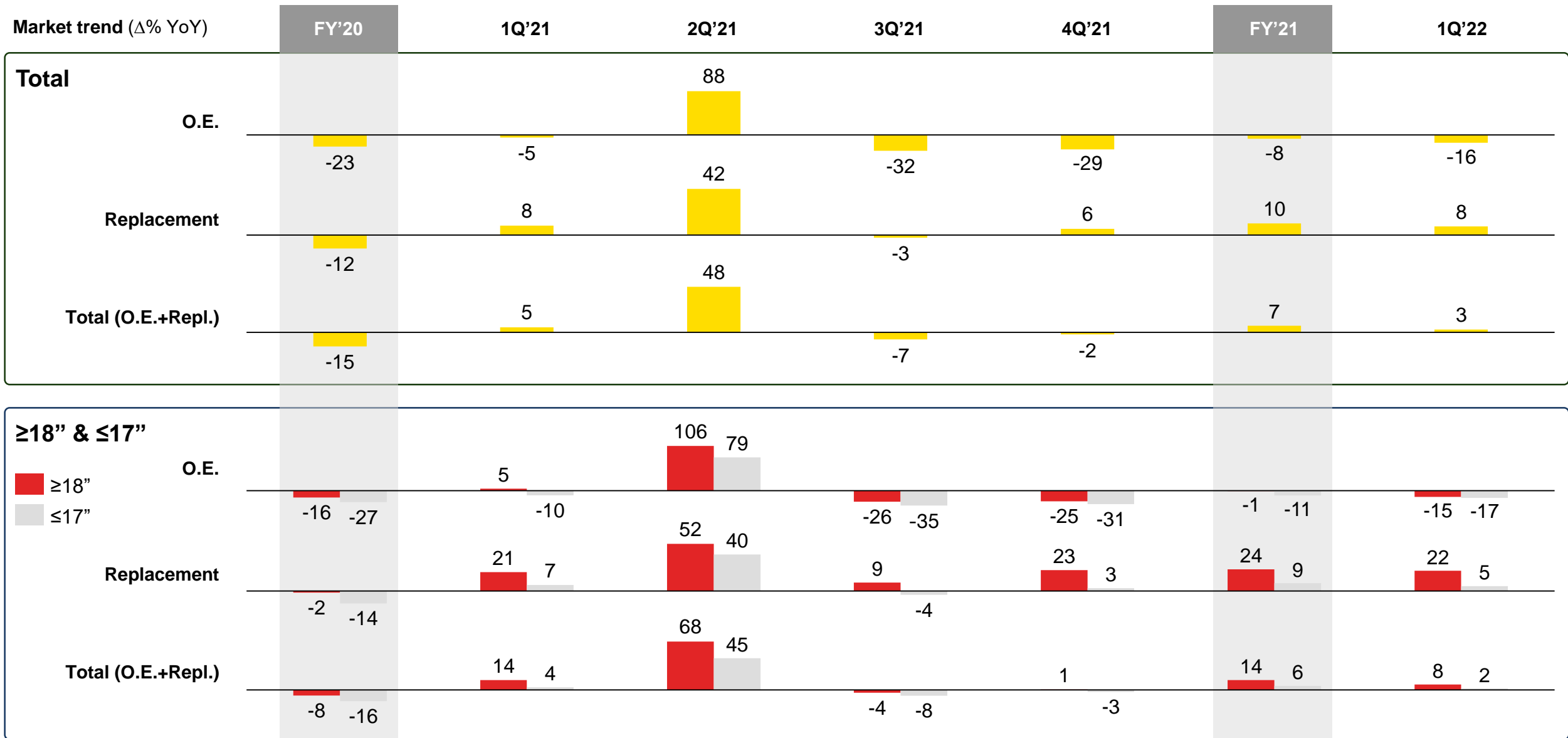
1. RR: Rolling Resistance, WG: Wet Grip, focus on new labelled IPcode; 2. IP codes: Identification Product Codes, extra EU labelling scales are converted to EU labelling grades; 3. reference tyre: 235/45R18 98W XL P7-CNT (VOL) IP29146, in 2020 the total % of renewable & recycled (incl. metals) raw materials used by the group was respectively 19% and 4%; 4. reference tyre: 285/45R21 113W XL S-ZERO(MO1) IP 28143, in 2021 the total % of renewable & recycled (incl. metals) raw materials used by the group was respectively 22% and 4%; 5. official target 3% excl. Metals; 6. figure including both share from direct procurement and national electric grid mix based on IEA data; 7. target updated and approved by the Science Based Target Initiative, in line with "1.5° degree scenario"

Pirelli leading position in Sustainability rankings & initiatives

Major ratings (May-22)

	last update	score	positioning in the reference sector
 <p>Member of Dow Jones Sustainability Indices Powered by the S&P Global CSA</p>	2021	77	 = leading the ranking or initiative ATX Auto Components
 <p>Sustainability Award Gold Class 2021 S&P Global</p>	2022	Gold class	 Max score
 <p>CDP A LIST 2021 CLIMATE</p>	2021	A	 Max score
 <p>MSCI</p>	2021	AA	6% of the Auto comp. companies in AA
 <p>FTSE4Good</p>	2021	4.5 / 5	 Auto & Parts / Tyres
 <p>United Nations Global Compact</p>	2021	LEAD	 Max score
 <p>SUSTAINALYTICS</p>	2021	10.3	 Auto Components
 <p>ecovadis</p>	2021	Platinum	n.a.
 <p>V.E</p>	2021	69	 Auto Components

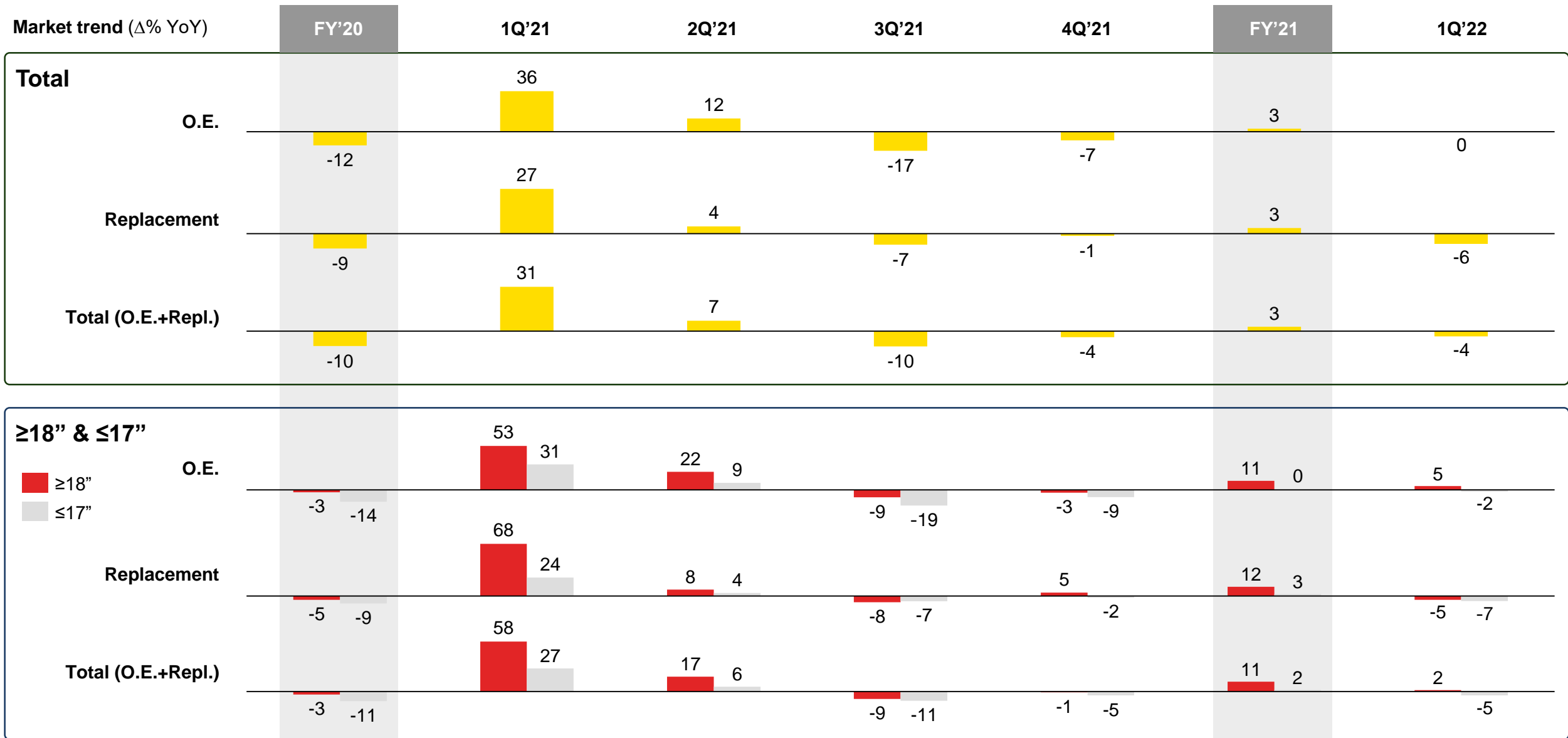
Key Car tyre market trends: Europe



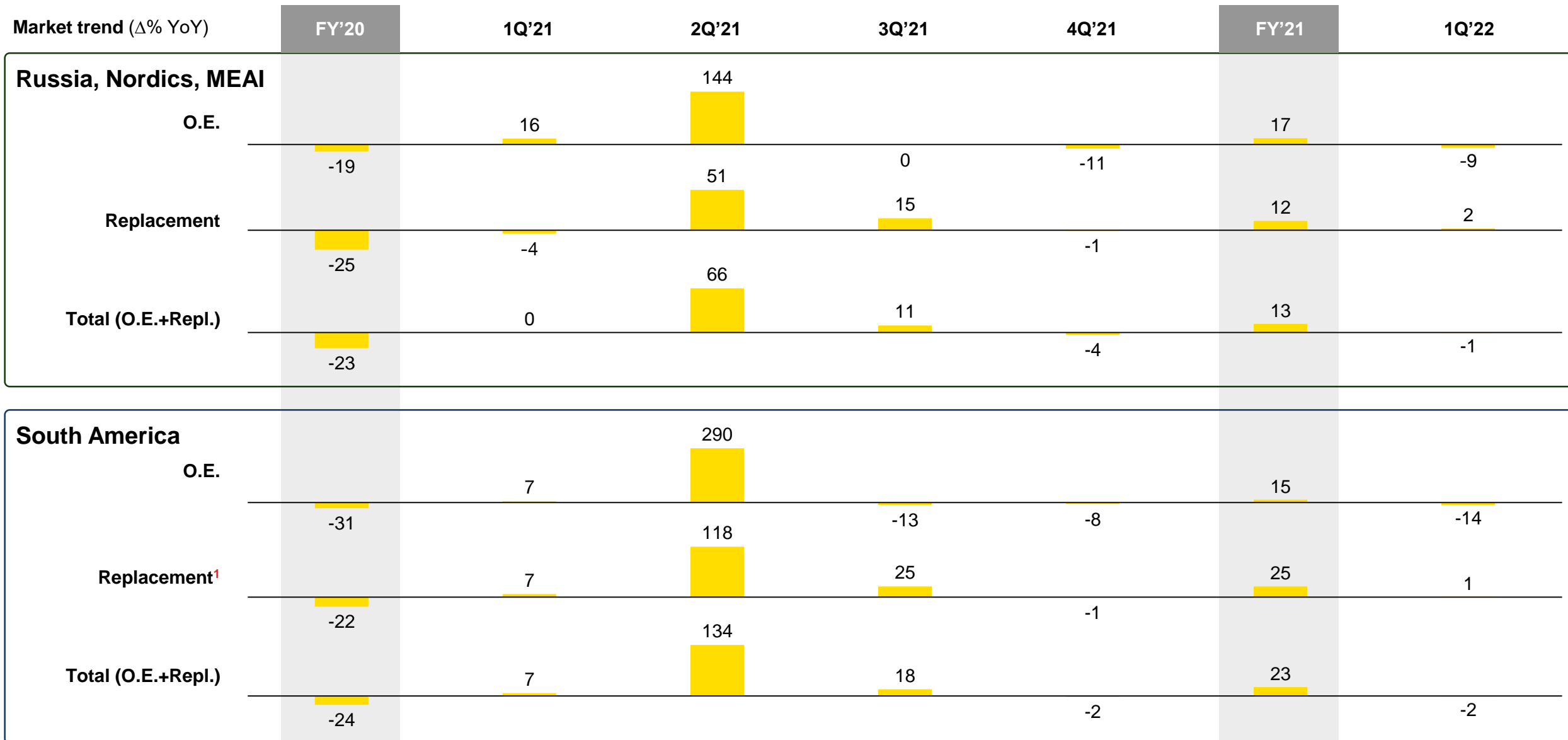
Key Car tyre market trends: North America



Key Car tyre market trends: Asia Pacific



Key Car tyre market trends: Russia, Nordics, MEAI / South America



Pirelli financial results highlights

€ million

	1Q 2021	1Q 2022	Δ YoY
Revenues	1,245	1,521	+22.2%
<i>Organic Growth</i> ¹			+19.0%
High Value Revenues (% on total)	72.6%	73.7%	+1.1 pp
adj. EBITDA ²	267	333	+25.0%
<i>Margin</i>	21.4%	21.9%	+0.5 pp
adj. EBIT ³	169	229	+35.4%
<i>Margin</i>	13.6%	15.0%	+1.4 pp
PPA amortization	(28)	(28)	
Non rec. & restr. costs	(43)	(7)	
EBIT	97	193	
<i>Margin</i>	7.8%	12.7%	
Results from Equity Inv.	(0)	1	
Financial Income (Charges)	(40)	(44)	
EBT	57	150	
<i>Tax Rate</i>	26.4%	26.7%	
Net Income	42	110	
Net Income adjusted ⁴	94	136	

Pirelli balance sheet

€ million

	31-Mar-2021	31-Dec-2021	31-Mar-2022
Fixed assets	8,871	8,912	8,911
<i>Inventories</i>	875	1,092	1,222
<i>Trade receivables</i>	814	659	908
<i>Trade payables</i>	(914)	(1,626)	(1,197)
Operating net working capital	775	125	933
<i>% of Sales¹</i>	17.2%	2.3%	16.6%
Other receivables / payables	54	1	111
Net Working Capital	829	126	1,044
% of Sales¹	18.4%	2.4%	18.6%
Total net invested capital	9,699	9,038	9,955
Equity	4,633	5,043	5,294
Provisions	1,155	1,089	1,081
Net Financial Position	3,912	2,907	3,580
Total financing and shareholders' equity	9,699	9,038	9,955

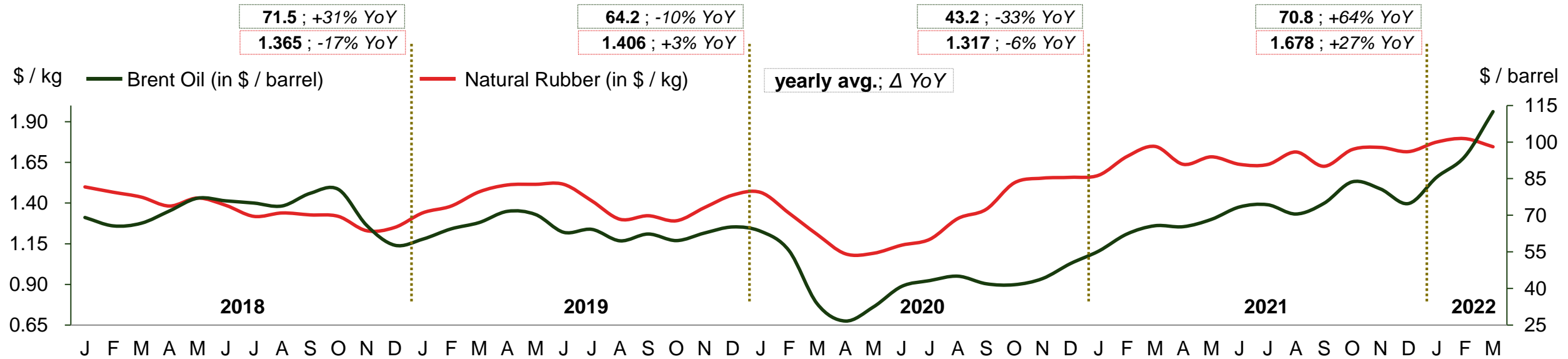
Pirelli cash flow

€ million

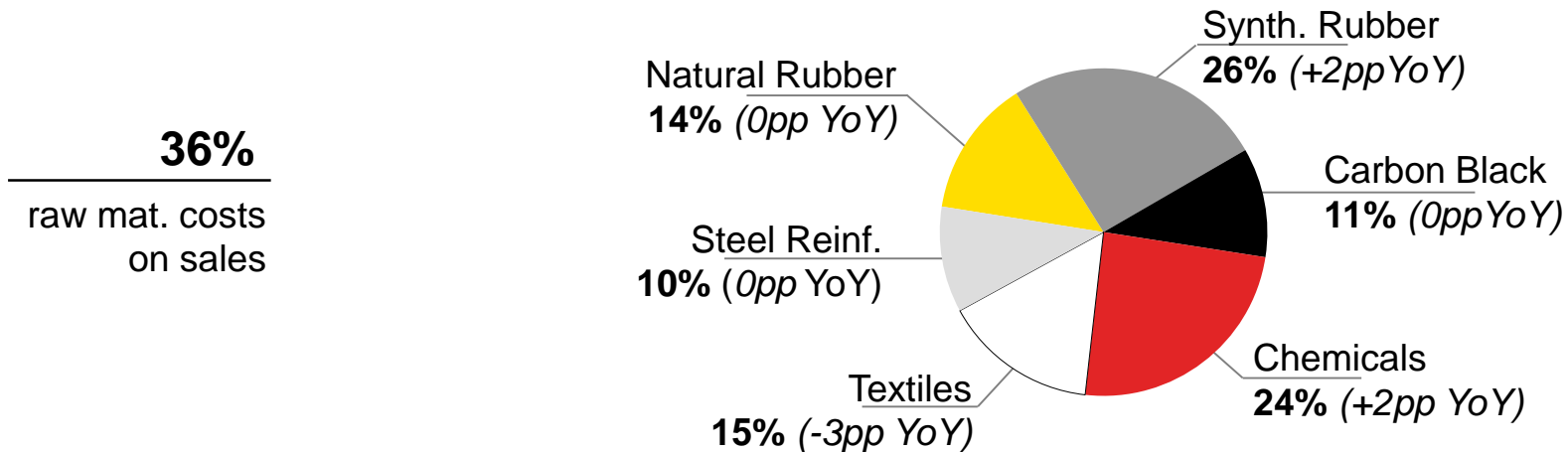
	1Q 2021	1Q 2022
Adjusted EBIT ¹	169	229
Depreciation & Amortization (excl. PPA amortization)	98	105
Capital expenditures	(90)	(49)
Rights of use (IFRS 16)	(27)	(8)
Change in working capital / other	(717)	(842)
Operating Cash Flow	(567)	(565)
Financial income / (expenses)	(40)	(44)
Taxes paid	(37)	(33)
Cash-out for non recurring items and restructuring costs	(29)	(24)
Exchange rates difference / other	16	(8)
Net cash flow before dividends & extraordinary operations	(657)	(673)
Financial asset disposals / (acquisitions)	4	-
Net cash flow before dividends	(654)	(673)
Dividends paid	-	-
Net cash flow	(654)	(673)

Raw Material costs trend and mix

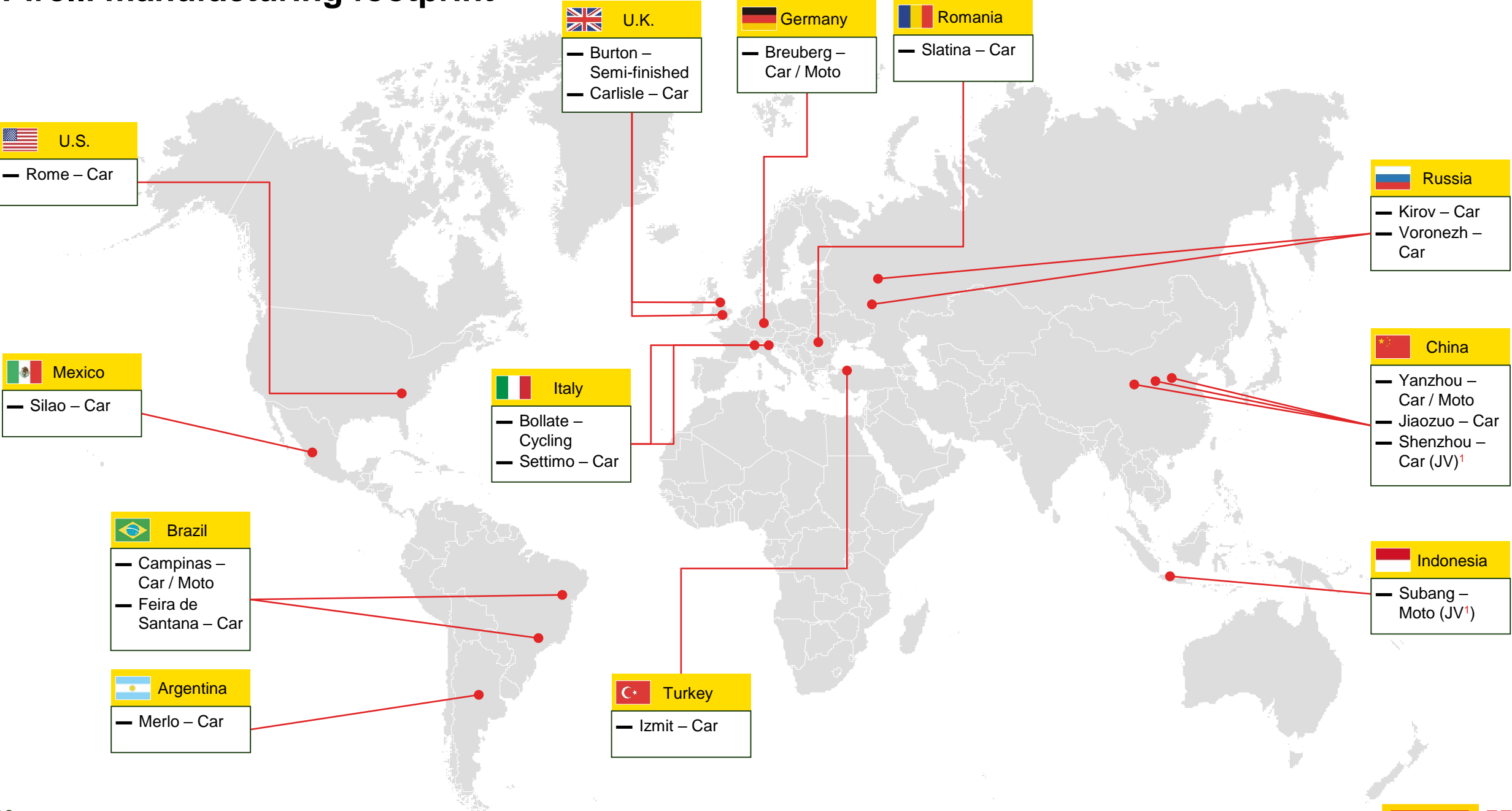
main raw materials price trend



Pirelli 1Q 2022 mix (based on purchasing cost)



Pirelli manufacturing footprint



¹. 49% Joint Venture with the Hixih Group