

PGA CHAMPIONSHIP



TABLE OF CONTENTS

2	Evolution of a Premier Event	12	Oak Hill CC Scorecard
4	The Wanamaker Trophy	15	PGA Championship Future Sites
5	PGA Championship Facts & Format	16	PGA Championship Recaps
6	Broadcast Information	121	PGA Championship Player Records
8	PGA Championship Through the Years	166	Year-by-Year Major Championship Winners
10	PGA Championships at Oak Hill CC		

2023 PGA CHAMPIONSHIP

Oak Hill Country Club

Rochester, New York

May 15-21, 2023



Evolution of a Premier Event

By Bob Denney
PGA Historian Emeritus

Thomas Kerrigan, a former caddie and World War I Navy veteran, was nearing the close of his second season as host professional at Siwanoy Country Club in Bronxville, New York, when he stepped onto the first tee at 9 a.m. on Tuesday, Oct. 10, 1916, his 21st birthday.

It was the opening day of the inaugural PGA Championship, sanctioned by the country's first all-professional national golf association. As host professional, Kerrigan had the honor of hitting the first shot in the Championship. Hours later, Kerrigan posted a 6 and 4 triumph over Charles Adams, a native Scot who ran the golf equipment department at Wanamaker's Store in New York City.

The PGA Championship, which debuted in match-play format, was funded by department store magnate Lewis Rodman Wanamaker, a man who believed in funding the dreams of others. Nearly 10 months earlier, his store had been the site of a meeting that sparked the birth of the Professional Golfers' Association of America.

Wanamaker's involvement was not solely altruistic: He saw the merchandising possibilities of a professional golfers' organization. In late 1915, he'd listened to a plan outlined by his lead golf equipment salesman, Tom McNamara, of Brookline, Massachusetts. Locked in a battle with A.G. Spalding Bros. to sell golf balls, Wanamaker asked McNamara to coordinate a luncheon of prominent golfers and other leading industry representatives at his store in New York City.

On Jan. 17, 1916, 60 individuals—among them local professionals as well as celebrated amateurs like 1913 U.S. Open winner Francis Ouimet and A.W. Tillinghast, still early in his course architecture career—gathered in the ninth-floor restaurant of Wanamaker's Store. There was no evidence that Wanamaker was there, leaving it to toastmaster Joseph Appel, a Wanamaker advertising director, to relay his boss's offer to support an annual all-professional tournament and put up \$2,580, a trophy and medals as part of the prize fund. Wanamaker later also picked up the travel expenses of qualifiers.

Wanamaker, who lived in the United Kingdom for several years, did have one caveat: He wanted the Championship conducted at match play, like the British News of the World Tournament, a premier event at the time.

Seven months later, Siwanoy's 6,435-yard, par-71, Donald Ross-designed layout was named the first site of the PGA Championship. The 32-member field featured five PGA Charter Members and representatives from seven Section stroke-play championships.

On Oct. 14, after four days of 36-hole elimination rounds, British-born professional Jim Barnes and Jock Hutchison, a native of St. Andrews, Scotland, faced off in a classic final match that saw four lead changes through 35 holes. After a referee's measurement on the 36th green, Hutchison putted first from five feet for a potential winning par. After he missed, Barnes stroked home his Championship winning putt for a 1-up triumph that earned him the Rodman Wanamaker Trophy, a gold medal and \$500.

Since Barnes made that momentous winning putt in 1916, the PGA Championship has been conducted 104 times, on 79 courses in 26 states. The



(left) Portrait of Walter Hagen during the 1926 PGA Championship at Salisbury Golf Links, Westbury, Long Island, New York. (right) Jack Nicklaus hoists the Wanamaker Trophy for the record-tying fifth time by winning the 1980 PGA Championship at Oak Hill Country Club in Rochester, New York.

Wanamaker Trophy has been hoisted by 74 different players.

Originally, the PGA Executive Committee planned to regularly conduct the Championship in the New York area, but the seven Sections successfully argued that rotating venues would more fairly represent the best in the nation.

Walter Hagen, one of the Association's 35 Charter Members, won what is today a record-tying five PGA Championships in 1921 and 1924-27. During his four-year streak, "The Haig" won 22 consecutive matches before Leo Diegel captured the title in 1928.

With Lionel Hebert's 3 and 1 victory over Dow Finsterwald in 1957, the match-play chapter of the PGA Championship officially ended.

The stroke-play era began in 1958 before a televised audience of millions. Finsterwald was again in the spotlight, but this time he won, posting a final-round 67 at Llanerch Country Club in Havertown, Pennsylvania.

Over the next half-century, the Championship became the showcase for many of golf's legendary performers. Jack Nicklaus won the first of five PGA Championships in 1963, at Dallas Athletic Club, overcoming 100-degree heat and third-round leader Bruce Crampton.

With his victory in February 1971, at PGA National Golf Club (now BallenIsles Country Club) in Palm Beach Gardens, Florida, Nicklaus became the first professional to win each of the modern Grand Slam events at least two or more times.

Nicklaus polished his PGA-winning ledger with victories in 1973 at Canterbury Golf Club in Beachwood, Ohio—giving him 14 majors and surpassing Bob Jones' mark—and in 1980 at Oak Hill, when he matched Hagen's five PGA Championships.

South Africa's Gary Player -- one of five players in history to win all of golf's modern "Grand Slam" events -- captured PGA Championships in 1962 at Aronimink Golf Club outside Philadelphia and in 1972 at Oakland Hills.

Lee Trevino, one of the game's most electric performers, won Championships a decade apart -- in 1974 at Tanglewood Golf Club in Winston-Salem, North Carolina, and in 1984 at Shoal Creek Country Club in Birmingham, Alabama.

The era was also defined by two legends who were unable to secure the Wanamaker Trophy and golf's Grand Slam.

Despite a trio of T-2s during a seven-year span from 1964-70, Arnold Palmer was unable to lift the Wanamaker Trophy during his sterling career.

Tom Watson finished his career with eight major championship victories, but 10 career top-10s in the PGA -- highlighted by a runner-up finish in 1978 -- left him short.

A New Generation of Champions

In 1986, Bob Tway became the first player in modern history to win the PGA Championship with a birdie on the 72nd hole, when he holed a shot from a greenside bunker at Inverness Golf Club in Toledo, Ohio.

In 1991, John Daly completed a storybook finish at Crooked Stick Golf Club in Carmel, Indiana. Without benefit of a practice round, Daly, the ninth alternate, didn't get into the Championship until South Africa's Nick Price withdrew the night before the opening round. Daly went on to finish with a 12-under-par 276 total, a performance that ranks as one of golf's most stunning triumphs.

Price returned in 1992 to win at Bellerive Country Club in St. Louis and continued his 1990s dominance with a resounding victory in 1994 at Southern Hills Country Club in Tulsa, Oklahoma.

The PGA Champions roster also includes Davis Love III, who closed an emotional performance in 1997 at Winged Foot Golf Club, finishing at 11-under-par 269 for the lowest winning total in any major held at the legendary West Course to that juncture.

In 1998, Vijay Singh, a native of Fiji, won his first major title at Sahalee Country Club in Sammamish, Washington, and added a second Championship in a three-way playoff with Chris DiMarco and Justin Leonard in 2004 at Whistling Straits in Kohler, Wisconsin.

Tiger Woods, who began his major dominance by winning The Masters in 1997, won his first PGA Championship two years later at Medinah Country Club, holding off 19-year-old Sergio Garcia by a stroke, and at age 23 becoming the

fifth youngest winner in PGA Championship history.

Woods, already a winner of the 2000 U.S. Open and Open Championship, made the PGA Championship's return to Valhalla Golf Club that year memorable with one of the most thrilling climaxes in major championship history. He defeated Bob May in a 21-hole Sunday duel to become the first back-to-back PGA Champion since Denny Shute in 1936-37.

The Champions roster added Phil Mickelson in 2005 at Baltusrol Golf Club, where in a Monday finish forced by a late Sunday storm he hit a flop shot from deep rough by the 18th green within two feet of the hole and tapped in for the winning birdie.

Golf's global stars dominated the Championship over the next several years. Ireland's Pádraig Harrington snapped a 78-year jinx in 2008 at Oakland Hills to become the first European-born Champion since Scotland's Tommy Armour in 1930. Harrington's triumph opened a string of three consecutive internationally-born PGA Champions.

Korea's Y.E. Yang stunned the golf world in 2009 on a Sunday at Hazeltine National Golf Club to beat Woods and become the first Asian male to win one of golf's four major championships.

Northern Ireland's Rory McIlroy stepped up to win two Championships, posting a record eight-stroke triumph in 2012 at The Ocean Course at Kiawah Island, South Carolina, and in 2014 tapping in for par in near darkness at Valhalla Golf Club to win by one stroke over Mickelson.

Australia's Jason Day captured his first major in 2015 by finishing 20-under-par 268, the lowest 72-hole performance in relation to

par in Championship history. American Jimmy Walker captured his first major in the 2016 at Baltusrol during the PGA's Centennial Year, holding off World No. 1-ranked Day by a stroke.

Golf's rising American stars -- Justin Thomas (2017 and 2022), Brooks Koepka (2018 and '19) and Collin Morikawa (2020) -- rose to major-champion status over the past four years, with Thomas becoming the ninth PGA Champion whose father was a PGA Professional.

Since 1994, the PGA Championship has featured the most players in the Top 100 of the Official World Golf Rankings, a distinction the well-traveled business impresario Rodman Wanamaker would have relished.



Four-time PGA Champion Tiger Woods posing with the Wanamaker trophy on 18 green after the Final Round of the 2007 PGA Championship at Southern Hills Country Club in Tulsa, Oklahoma.

Trophy History

Lewis Rodman Wanamaker, benefactor of his namesake trophy, wanted the inaugural PGA Championship to be a grand display – from administration, participation, and the trophy itself. Wanamaker requested that the Championship be modeled in 1916 after the highly successful match-play News of the World Tournament in the United Kingdom.

From October 14, 1916, when it was first presented to inaugural PGA Champion Jim Barnes at Siwanoy Country Club in Bronxville, New York, the Rodman Wanamaker Trophy has undergone a series of restorations to its base and has no visible hallmarks.

From 1983 to 2002, Markham “Mark” Frankel, of MJF Silversmiths of Williamsburg, Virginia designed 50-percent replica trophies for PGA Champions. He also made numerous repairs to the original, and crafted a new base in 1984. The original base was so filled with lead, according to Frankel, that it could not support the original trophy. The first 90-percent original sized replica for PGA Champions began in 2009 with Y.E. Yang. From 2002 forward, the trophy silversmith has been John Bowles, of JB Fairway Presentations, Ltd., London.

Today, the Champion’s name is engraved on site at the PGA Championship by Gail Hedgepeth of Gloucester Point, Virginia.

When The Wanamaker Trophy Went Lost

The Rodman Wanamaker Trophy—rewarded annually to the winner of the PGA Championship—is 28 inches tall, 10½ inches in diameter, 27 inches across its handles, and weighs 27 pounds.

However, that didn’t stop Walter Hagen from losing it.

The great Hagen won the PGA Championship five times, including four times consecutively from 1924 to 1927 – the only major champion to accomplish such a streak uninterrupted by war or other issues.

When Hagen won in 1926, he neglected to bring the Wanamaker Trophy to Salisbury Golf Links in New York, quickly covering any embarrassment by claiming he had come to defend his title and had no intention of relinquishing the silver cup. The trophy also didn’t make the trip in 1927 to Cedar Crest Country Club in Dallas, where Hagen won his fourth consecutive PGA Championship.

It wasn’t until the next year, when The Haig was unable to defend, that he finally admitted that he’d lost the trophy.

The exact details are unclear what happened, but it is believed that Hagen lost it while celebrating his victory in the 1929 PGA Championship at Olympia Fields outside Chicago.

Hagen revealed later that he paid a cabbie \$5 to return the Wanamaker Trophy to his hotel while he stopped off for more celebrations at sites unknown. The trophy went missing for nearly five years.

The PGA of America purchased a substitute – a smaller, gold-plated, double-handled piece – which was presented at the 1929 Championship to Leo Diegel, who defeated Hagen in the match-play quarterfinals. Diegel repeated as Champion a year later.

In late 1930, the original trophy was found – too late to be presented to the Champion Tommy Armour that year – in an unmarked crate in the basement of L.A. Young & Company in Grand Rapids, Michigan, the firm that manufactured the Walter Hagen line of golf clubs. The company was purchased in 1944 by Wilson Sportings Goods, and Hagen, formerly chief engineer, became one of Wilson’s star ambassadors.

The Wanamaker Trophy was back in PGA of America hands by September 1931, when it was presented to Tom Creavy following his triumph at Wannamoisett Country Club in Rumford, Rhode Island.

The Rodman Wanamaker Trophy

Donor: Lewis Rodman Wanamaker, New York City, 1916

Manufacturer: Dieges & Clust, New York City, 1916 (Makers of the original Heisman Trophy in 1934)

Weight: 34 pounds

Height: 29¼ inches

Diameter: 10½ inches

Handle to Handle: 27 inches



Purse and Honors

The PGA Champion also receives a replica of the Wanamaker Trophy.

The purse for the 2023 PGA Championship will not be disclosed until Championship week, but in 2022, it was \$15 million, including a winner’s prize of \$2.7 million.

Method of Play

Seventy-two holes of stroke play, four rounds of 18 holes. Following the first 36 holes of play, the field of 156 players will be reduced to the low 70 scorers and ties. Those players will advance to complete the final two rounds.

In the event of a tie for first place after 72 holes, there will be a three-hole aggregate score play-off on holes #14, #15, and #18. If still tied, there will be a hole-by-hole play-off on hole #18, #14, #15, #18, #14, #15, #18 repeated.

Rules and Regulations

Rules and Regulations The Rules of Golf, which govern play, are determined by the United States Golf Association and applied by the PGA of America Board of Directors. The PGA Championship is subject to the overall supervision of the PGA of America Board of Directors.

Eligibility

The total field will be a maximum of 156 players.

- The entry deadline date for exempt players is Friday, April 21, 2023.
- Conditional players will be finalized on Monday, May 8, 2023.

Note: All contestants in the PGA Championship (except international players) must be a PGA of America member in good standing.

The PGA of America has approved the following list of players eligible to compete in the 105th PGA Championship:

1. All former winners of the PGA Championship.
2. Winners of the last five Masters (2019 – 2023).
3. Winners of the last five U.S. Opens (2018 – 2022).
4. Winners of the last five Open Championships (2017 – 2022). Canceled in 2020.
5. Winners of the last three THE PLAYERS Championships (2021 – 2023).
6. The top 3 on the International Federation Official World Golf Ranking List as of April 24, 2023.
7. Winner of 2022 KitchenAid Senior PGA Championship.
8. The top 15 finishers and ties from the 2022 PGA Championship.
9. The top 20 finishers from the 2023 PGA Professional Championship.
10. The top 70 players who are eligible and have earned the most PGA Championship Points from the 2022 AT & T Byron Nelson through the 2023 Wells Fargo Championship (ending May 7, 2023).
11. Playing members of the last-named U.S. and European Ryder Cup teams (2021) provided they remain within the top 100 on the Official World Golf Rankings as of May 7, 2023.
12. Winners of PGA TOUR co-sponsored or approved tournaments, whose victories are considered official, from the 2022 Charles Schwab Challenge through the 2023 AT&T Byron Nelson.
13. If necessary to complete the field, those players beyond the top 70 players who are eligible and who have earned the most PGA Championship Points from the 2022 AT&T Byron Nelson through the 2023 Wells Fargo Championship (ending May 7, 2023) in order of their position on such list.

***Note:** The PGA Championship points list is compiled of Official Money earned in PGA TOUR events within the defined period in 10 and 14 above and is available on www.pgatour.com

The PGA of America reserves the right to invite additional players not included in the categories listed above.

Benefits for the 2023 PGA Champion

- A lifetime exemption into the PGA Championship
- The Masters – Five-year exemption
- U.S. Open – Five-year exemption
- Open Championship – Five-year exemption
- A five-year exemption on the PGA Tour
- A five-year exemption on the DP World Tour
- Two points for every \$1,000 earned in the PGA Championship toward a berth on the 44th Ryder Cup (provided the player is American-born)

Oak Hill Country Club

Live Broadcast ESPN Talent

Scott Van Pelt, David Duval, Curtis Strange, Dave Flemming, Bob Wischusen, Andy North & Billy Kratzert

CBS Talent

Jim Nantz, Ian Baker-Finch, Frank Nobile, Trevor Immelman, Dottie Pepper, Mark Immelman, Amanda Renner & Colt Knost

Thursday, May 18	ESPN+	7:00 am – 1:00 pm
	ESPN	1:00 pm – 7:00 pm
	CBSSN "On the Range"	11:00 am – 1:00 pm
	CBSSN "Clubhouse Report"	8:00 pm – 9:00 pm

Friday, May 19	ESPN+	7:00 am – 1:00 pm
	ESPN	1:00 pm – 7:00 pm
	CBSSN "On the Range"	11:00 am – 1:00 pm
	CBSSN "Clubhouse Report"	8:00 pm – 9:00 pm

Saturday, May 20	ESPN+	8:00 am – 10:00 am
	ESPN	10:00 am – 1:00 pm
	CBS	1:00 pm – 7:00 pm
	CBSSN "Clubhouse Report"	8:00 pm – 9:00 pm

Sunday, May 21	ESPN+	8:00 am – 10:00 am
	ESPN	10:00 am – 1:00 pm
	CBS	1:00 pm – 7:00 pm
	CBSSN "Clubhouse Report"	8:00 pm – 9:00 pm

All Times Eastern

100 Years Ago: 1923 - Gene Sarazen captured his second consecutive PGA Championship, this time at Pelham Country Club in New York, after defeating Walter Hagen in the final during the tournament's match play era. Sarazen successfully defended his title by defeating Hagen in the first extra-hole final in PGA Championship history.

75 Years Ago: 1948 - Ben Hogan wins the PGA Championship and the U.S. Open in the same year. It was his second of two PGA Championship victories and the first of his four U.S. Open titles.

65 Years Ago: 1958 - The 1958 PGA Championship was full of firsts. It was the first time the Championship was played under the new four-day, 72-hole stroke play format. It was also the first time the PGA Championship was broadcast on television, with CBS covering three holes and the award ceremony with winner Dow Finsterwald.

60 Years Ago: 1963 - With his win at the 45th PGA Championship in Dallas, Jack Nicklaus joined Ben Hogan, Byron Nelson and Gene Sarazen as the only men in golf history to win the PGA Championship, the U.S. Open and the Masters.

50 Years Ago: 1973 - Jack Nicklaus' win at the 56th PGA Championship at Canterbury marked the 14th major championship of his career, erasing Bobby Jones' major-championship-winning record that had stood for 43 years.

25 Years Ago: 1998 - Vijay Singh won the 80th PGA Championship held at Sahalee Country Club in Sammamish, Washington, the first PGA Championship staged in the Pacific Northwest in 54 years. He became the 10th player in an 11-year span to earn his first major championship at the PGA Championship and the 10th international player to hoist the Wanamaker Trophy.

20 Years Ago: 2003 - In a year when unknowns became stars, Shaun Micheel won his first and only major at the 85th PGA Championship at Oak Hill in 2003. He capped off his final round with one of the greatest clinching shots in golf history: a 175-yard 7-iron on the 72nd hole that left him with a two-inch, tap-in birdie.

15 Years Ago: 2008 - With his win at the 90th PGA Championship, Ireland's Padraig Harrington captured his third major championship and second in a span of three weeks. Harrington became the first European in the modern era to win the British Open and PGA Championship in succession and the first to win the PGA Championship since Scotland's Tommy Armour in 1930.

10 Years Ago: 2013 - Jason Dufner turned in a technician-like performance at Oak Hill to win the 95th PGA Championship and his first major title. At age 36 and playing in all four majors for just the second time, Dufner made the most of his opportunities and ultimately became the sixth player in history to win a major after posting a round of 63.

5 Years Ago: 2018 - With his triumph at the 100th PGA Championship, Brooks Koepka became only the fifth player to win the PGA Championship and U.S. Open in the same year, joining Tiger Woods, Jack Nicklaus, Ben Hogan and Gene Sarazen. At 264, Koepka sets the lowest 72-hole score in a PGA Championship.

PGA CHAMPIONS THROUGH THE YEARS

YEAR	CHAMPION	SCORE	RUNNER-UP (S)	SITE	
Inaugural	1916	James M. Barnes (England)	1-up	Jock Hutchison	Siwanoy C.C., Bronxville, N.Y.
-	1917-18	No Championship Played (WWI)			
2nd	1919	James M. Barnes (England)	6 and 5	Fred McLeod	Engineers C.C., Roslyn, L.I., N.Y.
3rd	1920	Jock Hutchison (Scotland)	1-up	J. Douglas Edgar	Flossmoor (Ill.) C.C.
4th	1921	Walter Hagen	3 and 2	James M. Barnes	Inwood C.C., Far Rockaway, N.Y.
5th	1922	Gene Sarazen	4 and 3	Emmet French	Oakmont (Pa.) C.C.
6th	1923	Gene Sarazen*	38 holes	Walter Hagen	Pelham C.C., Pelham Manor, N.Y.
7th	1924	Walter Hagen	2-up	James M. Barnes	French Lick Springs, French Lick, Ind.
8th	1925	Walter Hagen	6 and 5	William Mehthorn	Olympia Fields (Ill.) C.C.
9th	1926	Walter Hagen	5 and 3	Leo Diegel	Salisbury Golf Links, Westbury, L.I., N.Y.
10th	1927	Walter Hagen	1-up	Joe Turnesa	Cedar Crest C.C., Dallas, Texas
11th	1928	Leo Diegel	6 and 5	Al Espinosa	Five Farms C.C., Baltimore, Md.
12th	1929	Leo Diegel	6 and 4	Johnny Farrell	Hillcrest C.C., Los Angeles, Calif.
13th	1930	Tommy Armour (Scotland)	1-up	Gene Sarazen	Fresh Meadow C.C., Flushing, N.Y.
14th	1931	Tom Creavy	2 and 1	Denny Shute	Wannamoisset C.C., Rumford, R.I.
15th	1932	Olin Dutra	4 and 3	Frank Walsh	Keller G.C., St. Paul, Minn.
16th	1933	Gene Sarazen	5 and 4	Willie Goggin	Blue Mound C.C., Milwaukee, Wis.
17th	1934	Paul Runyan*	38 holes	Craig Wood	Park C.C., Williamsville, N.Y.
18th	1935	Johnny Revolta	5 and 4	Tommy Armour	Twin Hills C.C., Oklahoma City, Okla.
19th	1936	Denny Shute	3 and 2	Jimmy Thomson	Pinehurst (N.C.) C.C.
20th	1937	Denny Shute*	37 holes	Harold McSpaden	Pittsburgh FC, Aspinwall, Pa.
21st	1938	Paul Runyan	8 and 7	Sam Snead	Shawnee C.C., Shawnee-On-Delaware, Pa.
22nd	1939	Henry Picard*	37 holes	Byron Nelson	Pomonok C.C., Flushing, N.Y.
23rd	1940	Byron Nelson	1-up	Sam Snead	Hershey (Pa.) C.C.
24th	1941	Vic Ghezzi*	38 holes	Byron Nelson	Cherry Hills C.C., Denver, Colo.
25th	1942	Sam Snead	2 and 1	Jim Turnesa	Seaview C.C., Atlantic City, N.J.
-	1943	No Championship Played (WWII)			
26th	1944	Bob Hamilton	1-up	Byron Nelson	Manito G and C.C., Spokane, Wash.
27th	1945	Byron Nelson	4 and 3	Sam Byrd	Moraine C.C., Dayton, Ohio
28th	1946	Ben Hogan	6 and 4	Ed Oliver	Portland (Ore.) G.C.
29th	1947	Jim Ferrier (Australia)	2 and 1	Chick Harbert	Plum Hollow C.C., Detroit, Mich.
30th	1948	Ben Hogan	7 and 6	Mike Turnesa	Norwood Hills C.C., St. Louis, Mo.
31st	1949	Sam Snead	3 and 2	Johnny Palmer	Hermitage C.C., Richmond, Va.
32nd	1950	Chandler Harper	4 and 3	Henry Williams Jr.	Scioto C.C., Columbus, Ohio
33rd	1951	Sam Snead	7 and 6	Walter Burkemo	Oakmont (Pa.) C.C.
34th	1952	Jim Turnesa	1-up	Chick Harbert	Big Spring C.C., Louisville, Ky.
35th	1953	Walter Burkemo	2 and 1	Felice Torza	Birmingham (Mich.) C.C.
36th	1954	Chick Harbert	4 and 3	Walter Burkemo	Keller G.C., St. Paul, Minn.
37th	1955	Doug Ford	4 and 3	Cary Middlecoff	Meadowbrook C.C., Detroit, Mich.
38th	1956	Jack Burke Jr.	3 and 2	Ted Kroll	Blue Hill C.C., Boston, Mass.
39th	1957	Lionel Hebert	2 and 1	Dow Finsterwald	Miami Valley C.C., Dayton, Ohio
40th	1958	Dow Finsterwald	276	Billy Casper	Llanerch C.C., Havertown, Pa.
41st	1959	Bob Rosburg	277	Jerry Barber, Doug Sanders	Minneapolis G.C., St. Louis Park, Minn.
42nd	1960	Jay Hebert	281	Jim Ferrier	Firestone C.C., Akron, Ohio
43rd	1961	Jerry Barber*	277	Don January	Olympia Fields (Ill.) C.C.
44th	1962	Gary Player (So. Africa)	278	Bob Goalby	Aronimink G.C., Newtown Square, Pa.
45th	1963	Jack Nicklaus	279	Dave Ragan Jr.	Dallas (Texas) Athletic Club
46th	1964	Bobby Nichols	271	Jack Nicklaus, Arnold Palmer	Columbus (Ohio) C.C.
47th	1965	Dave Marr	280	Billy Casper, Jack Nicklaus	Lauret Valley C.C., Ligonier, Pa.
48th	1966	Al Geiberger	280	Dudley Wysong	Firestone C.C., Akron, Ohio
49th	1967	Don January*	281	Don Massengale	Columbine C.C., Littleton, Colo.
50th	1968	Julius Boros	281	Bob Charles, Arnold Palmer	Pecan Valley CC, San Antonio, Texas
51st	1969	Raymond Floyd	276	Gary Player	NCR CC, Dayton, Ohio
52nd	1970	Dave Stockton	279	Arnold Palmer, Bob Murphy	Southern Hills CC, Tulsa, Okla.
53rd	1971	Jack Nicklaus	281	Billy Casper	PGA National GC, Palm Beach Gardens, Fla.
54th	1972	Gary Player (So. Africa)	281	Tommy Aaron	Oakland Hills CC, Bloomfield Township, Mich.
55th	1973	Jack Nicklaus	277	Bruce Crampton	Canterbury GC, Cleveland, Ohio
56th	1974	Lee Trevino	276	Jack Nicklaus	Tanglewood GC, Winston-Salem, N.C.
57th	1975	Jack Nicklaus	276	Bruce Crampton	Firestone CC, Akron, Ohio
58th	1976	Dave Stockton	281	Raymond Floyd, Don January	Congressional CC, Bethesda, Md.
59th	1977	Lanny Wadkins*	282	Gene Littler	Pebble Beach (Calif.) GL
60th	1978	John Mahaffey*	276	Jerry Pate, Tom Watson	Oakmont (Pa.) CC
61st	1979	David Graham* (Australia)	272	Ben Crenshaw	Oakland Hills CC, Bloomfield Township, Mich.
62nd	1980	Jack Nicklaus	274	Andy Bean	Oak Hill CC, Rochester, N.Y.
63rd	1981	Larry Nelson	273	Fuzzy Zoeller	Atlanta Athletic Club, Duluth, Ga.#
64th	1982	Raymond Floyd	272	Lanny Wadkins	Southern Hills CC, Tulsa, Okla.
65th	1983	Hal Sutton	274	Jack Nicklaus	Riviera CC, Pacific Palisades, Calif.
66th	1984	Lee Trevino	273	Lanny Wadkins, Gary Player	Shoal Creek CC, Birmingham, Ala.
67th	1985	Hubert Green	278	Lee Trevino	Cherry Hills CC, Denver, Colo.
68th	1986	Bob Tway	276	Greg Norman	Inverness Club, Toledo, Ohio
69th	1987	Larry Nelson*	287	Lanny Wadkins	PGA National GC, Palm Beach Gardens, Fla.
70th	1988	Jeff Sluman	272	Paul Azinger	Oak Tree GC, Edmond, Okla.
71st	1989	Payne Stewart	276	Andy Bean, Mike Reid, Curtis Strange	Kemper Lakes GC, Hawthorn Woods, Ill.
72nd	1990	Wayne Grady (Australia)	282	Fred Couples	Shoal Creek CC, Birmingham, Ala.

* Winner in Playoff # Host site, incorporated in 2006, as Johns Creek, Ga. () International Champion

PGA CHAMPIONS THROUGH THE YEARS

YEAR	CHAMPION	SCORE	RUNNER-UP (S)	SITE	
73rd	1991	John Daly	276	Bruce Lietzke	Crooked Stick GC, Carmel, Ind.
74th	1992	Nick Price (Zimbabwe)	278	John Cook, Nick Faldo, Jim Gallagher Jr., Gene Sauers	Bellerive CC, St. Louis, Mo.
75th	1993	Paul Azinger*	272	Greg Norman	Inverness Club, Toledo, Ohio
76th	1994	Nick Price (Zimbabwe)	269	Corey Pavin	Southern Hills CC, Tulsa, Okla.
77th	1995	Steve Elkington* (Australia)	267	Colin Montgomerie	Riviera CC, Pacific Palisades, Calif.
78th	1996	Mark Brooks*	277	Kenny Perry	Valhalla GC, Louisville, Ky.
79th	1997	Davis Love III	269	Justin Leonard	Winged Foot GC, Mamaroneck, N.Y.
80th	1998	Vijay Singh (Fiji)	271	Steve Stricker	Sahalee CC, Redmond, Wash.
81st	1999	Tiger Woods	277	Sergio Garcia	Medinah (Ill.) CC
82nd	2000	Tiger Woods*	270	Bob May	Valhalla GC, Louisville, Ky.
83rd	2001	David Toms	265	Phil Mickelson	Atlanta Athletic Club, Duluth, Ga.#
84th	2002	Rich Beem	278	Tiger Woods	Hazeltine National GC, Chaska, Minn.
85th	2003	Shaun Micheel	276	Chad Campbell	Oak Hill CC, Rochester, N.Y.
86th	2004	Vijay Singh* (Fiji)	280	Chris DiMarco, Justin Leonard	Whistling Straits (Straits Course), Kohler, Wis.
87th	2005	Phil Mickelson	275	Thomas Bjorn, Steve Elkington	Baltusrol GC, Springfield, N.J.
88th	2006	Tiger Woods	270	Shaun Micheel	Medinah (Ill.) CC
89th	2007	Tiger Woods	272	Woody Austin	Southern Hills CC, Tulsa, Okla.
90th	2008	Padraig Harrington (Ireland)	277	Sergio Garcia, Ben Curtis	Oakland Hills CC, Bloomfield Township, Mich.
91st	2009	Y.E. Yang (South Korea)	280	Tiger Woods	Hazeltine National GC, Chaska, Minn.
92nd	2010	Martin Kaymer* (Germany)	277	Bubba Watson	Whistling Straits (Straits Course), Kohler, Wis.
93rd	2011	Keegan Bradley	272	Jason Dufner	Atlanta Athletic Club, Johns Creek, Ga.
94th	2012	Rory McIlroy (No. Ireland)	275	David Lynn	The Ocean Course, Kiawah Island, S.C.
95th	2013	Jason Dufner	270	Jim Furyk	Oak Hill Country Club, Rochester, N.Y.
96th	2014	Rory McIlroy (No. Ireland)	269	Phil Mickelson	Valhalla Golf Club, Louisville, Ky.
97th	2015	Jason Day (Australia)	268	Jordan Spieth	Whistling Straits (Straits Course), Kohler, Wis.
98th	2016	Jimmy Walker	266	Jason Day	Baltusrol GC (Lower Course), Springfield, N.J.
99th	2017	Justin Thomas	276	Francesco Molinari, Patrick Reed, Louis Oosthuizen	Quail Hollow Club, Charlotte, N.C.
100th	2018	Brooks Koepka	264	Tiger Woods	Bellerive Country Club, St. Louis, Mo.
101st	2019	Brooks Koepka	272	Dustin Johnson	Bethpage Black, Farmingdale, N.Y.
102nd	2020	Collin Morikawa	267	Dustin Johnson, Paul Casey	TPC Harding Park, San Francisco, Calif.
103rd	2021	Phil Mickelson	282	Louis Oosthuizen, Brooks Koepka	The Ocean Course, Kiawah Island, S.C.
104th	2022	Justin Thomas*	275	Will Zalatoris	Southern Hills CC, Tulsa, Okla.

* Winner in Playoff # Host site, incorporated in 2006, as Johns Creek, Ga. () International Champion

ENTERING 2023 - NUMBER OF PLAYERS THAT HAVE PLAYED IN THE PGA CHAMPIONSHIP

2314

Stroke Play Era

2742

Overall





PGA CHAMPIONSHIPS AT OAK HILL COUNTRY CLUB

History of the PGA Championship at Oak Hill

Oak Hill Country Club in Rochester, New York, will host its fourth PGA Championship in 2023, trailing only Southern Hills Country Club in Tulsa, Oklahoma, (5) for the most in PGA Championship history. This year's Championship will be the 14th PGA Championship contested in New York, the most of any state.

Previous PGA Championships at Oak Hill

Edition	Year	Winner	Score	Runner-Up
62nd	1980	Jack Nicklaus	274	Andy Bean
85th	2003	Shaun Micheel	276	Chad Campbell
95th	2013	Jason Dufner	270	Jim Furyk



1980 - Champion: Jack Nicklaus

At the 62nd PGA Championship held at Oak Hill in 1980, Jack Nicklaus took home the penultimate major of his remarkable career. He made history by matching Walter Hagen, a Rochester, New York native, for the most PGA Championship titles (5) - a mark that still stands today. Nicklaus also set the record for the largest winning margin since the Championship switched to stroke play in 1958. With a 1-under-par 69 in the final round, he posted a 6-under-par score of 274 for a seven-shot victory over runner-up Andy Bean. The margin stood as a PGA Championship record until Rory McIlroy's eight-shot victory over David Lynn in 2012.

2003 - Champion: Shaun Micheel

In a year when unknowns became stars, Shaun Micheel won his first and only major at the 85th PGA Championship at Oak Hill in 2003. He capped off his final round with one of the greatest clinching shots in golf history: a 175-yard 7-iron on the 72nd hole that left him with a two-inch, tap-in birdie. The topsy-turvy Championship was the season's final major and featured 96 of the top 100 ranked players, notching the year's strongest field that was just two players shy of the 2002 all-time record. Micheel finished the PGA Championship with a 4-under-par score of 276 for a two-shot victory over runner-up Chad Campbell, who began the final round tied for the lead.

2013 - Champion: Jason Dufner

Jason Dufner officially answered any questions about not recovering from a back-nine PGA Championship collapse in 2011 by turning in a technician-like performance at Oak Hill to win the 95th PGA Championship and his first major title. Dufner's closing 2-under-par 68 was good for a 10-under-par 270 total and a two-stroke victory over Jim Furyk, who could not close the gap in the final round. At age 36 and playing in all four majors for just the second time, Dufner made the most of his opportunities, producing a near-flawless, second-round 7-under-par 63, which was the 26th round of 63 in a major. He ultimately became the sixth player in history to win a major after posting a round of 63.

Other PGA of America Championships at Oak Hill Country Club

- 2019 KitchenAid Senior PGA Championship - Ken Tanigawa, Champion
- 2008 KitchenAid Senior PGA Championship - Jay Haas, Champion
- 1995 Ryder Cup - Europe def. U.S., 14½ to 13½

Oak Hill

Oak Hill is the only club to have played host to the U.S. Open, PGA Championship, Ryder Cup, U.S. Amateur, Senior U.S. Open and Senior PGA Championship.

MAJOR CHAMPIONSHIPS AT OAK HILL COUNTRY CLUB



MAJORS WON AT OAK HILL COUNTRY CLUB

YEAR	CHAMPIONSHIP	CHAMPION	SCORE	TO PAR
1956	U.S. Open Championship	Cary Middlecoff	281	1
1968	U.S. Open Championship	Lee Trevino	275	-5
1980	PGA Championship	Jack Nicklaus	274	-6
1989	U.S. Open Championship	Curtis Strange	278	-2
2003	PGA Championship	Shaun Micheel	276	-4
2013	PGA Championship	Jason Dufner	270	-10

LOWEST 18-HOLE SCORES

YEAR	RND	CHAMPIONSHIP	CHAMPION	SCORE	TO PAR
2013	2	PGA Championship	Jason Dufner	63	-7
2013	2	PGA Championship	Webb Simpson	64	-6
1989	2	U.S. Open Championship	Curtis Strange	64	-6

LARGEST MARGIN OF VICTORY

YEAR	CHAMPIONSHIP	CHAMPION	MARGIN
1980	PGA Championship	Jack Nicklaus	7
1968	U.S. Open Championship	Lee Trevino	4
2003	PGA Championship	Shaun Micheel	2
2013	PGA Championship	Jason Dufner	2

LOWEST 72-HOLE SCORE

YEAR	CHAMPIONSHIP	CHAMPION	SCORE	TO PAR	FINISH
2013	PGA Championship	Jason Dufner	270	-10	1st
2013	PGA Championship	Jim Furyk	272	-8	2nd
2013	PGA Championship	Henrik Stenson	273	-7	3rd
1980	PGA Championship	Jack Nicklaus	274	-6	1st
2013	PGA Championship	Jonas Blixt	274	-6	4th

LOWEST 72-HOLE SCORE (TO PAR)

YEAR	CHAMPIONSHIP	CHAMPION	SCORE	TO PAR	FINISH
2013	PGA Championship	Jason Dufner	270	-10	1st
2013	PGA Championship	Jim Furyk	272	-8	2nd
2013	PGA Championship	Henrik Stenson	273	-7	3rd
2013	PGA Championship	Jonas Blixt	274	-6	4th
1980	PGA Championship	Jack Nicklaus	274	-6	1st

LOWEST SCORE FIRST 36-HOLES

SCR	TO PAR	PLAYER	R1	R2	YEAR	CHAMPIONSHIP
131	-9	Jason Dufner	68	63	2013	PGA Championship
133	-7	Jim Furyk	65	68	2013	PGA Championship
133	-7	Matt Kuchar	67	66	2013	PGA Championship
133	-7	Adam Scott	65	68	2013	PGA Championship

LOWEST SCORE FIRST 54-HOLES

SCR	TO PAR	PLAYER	R1	R2	R3	YEAR	CHAMPIONSHIP
201	-9	Jim Furyk	65	68	68	2013	PGA Championship
202	-8	Jason Dufner	68	63	71	2013	PGA Championship
203	-7	Henrik Stenson	68	66	69	2013	PGA Championship

LOWEST SCORE FINAL 36-HOLES

SCR	TO PAR	PLAYER	R3	R4	YEAR	CHAMPIONSHIP
134	-6	Dustin Johnson	65	69	2013	PGA Championship
135	-5	Jack Nicklaus	66	69	1980	PGA Championship
136	-4	Steve Spray	71	65	1968	U.S. Open Championship
136	-4	Jonas Blixt	66	70	2013	PGA Championship
136	-4	Kevin Streelman	66	70	2013	PGA Championship
136	-4	David Toms	69	67	2013	PGA Championship

LOWEST SCORE FINAL 54-HOLES

SCR	TO PAR	PLAYER	R2	R3	R4	YEAR	CHAMPIONSHIP
202	-8	Jason Dufner	63	71	68	2013	PGA Championship
204	-6	Jack Nicklaus	69	66	69	1980	PGA Championship
204	-6	Marc Warren	67	68	69	2013	PGA Championship

OAK HILL COUNTRY CLUB SCORECARD

Hole Descriptions Oak Hill Country Club - Rochester, New York

HOLE	1	2	3	4	5	6	7	8	9	OUT	10	11	12	13	14	15	16	17	18	IN	TOTAL
PAR	4	4	3	5	3	4	4	4	4	35	4	3	4	5	4	3	4	4	4	35	70
YARDS	460	405	230	615	180	503	461	429	482	3765	430	245	399	623	320	155	458	502	497	3629	7394

Hole 1 | The Challenge | Par 4 | 460 yards

Ben Hogan once called this hole the toughest opening test in championship golf. The tee shot is from an elevated tee to a slight dogleg-left. A great drive can take advantage of a fairway downslope at 290 yards. Allen's Creek runs across the fairway hole at the 360-yard mark. The danger off the tee is out of bounds to the right and three bunkers on the left. The green is well guarded by grass hummocks and a greenside bunker short right.

Hole 2 | Breather | Par 4 | 405 yards

A precise tee shot is needed on this short par-4 due to the severely narrow fairway and deep fairway bunkers on both sides. The elevated green slopes severely from back to front. An approach shot left below the hole gives the player the best chance for a birdie.

Hole 3 | Vista | Par 3 | 230 yards

The first par-3 requires a shot with a mid-iron or long iron to an elevated yet relatively small green that slopes predominately from back to front and is guarded by three deep bunkers in front. A ball that lands on the front third of the green has little chance of staying on due to a steep false front.

Hole 4 | The High And Mighty | Par 5 | 615 yards

The only par-5 on the front requires a very precise tee shot to set up a chance of reaching the green in two. Bunkers and out of bounds guard the right side while trees run along the left. The green slopes from back to front with deep bunkers short-left and short-right.

Hole 5 | Little Poison | Par 3 | 180 yards

A two-tiered green surrounded by four deep bunkers requires an accurate tee shot. A shot that misses long will make it very challenging to save par due to the thick rough. When planning an approach, pay attention to the hole location to ensure the best chances for a scoring opportunity.

Hole 6 | Double Trouble | Par 4 | 503 yards

This long par-4 doglegs slightly to the right, with fairway bunkers on the left and water up the right. Allen's Creek meanders across the fairway and protects this multi-tiered green complex long and left.

Hole 7 | Creek's Elbow | Par 4 | 461 yards

With Allen's Creek winding up the right side of the hole then crossing the fairway, plus a thick strand of trees left, this tee shot must be carefully placed. Many players may use a fairway wood or long iron to ensure safety off the tee. The approach shot is uphill to one of the smallest and most challenging greens, which is guarded by a front left bunker, on the course.

Hole 8 | Wayside | Par 4 | 429 yards

After the previous two holes, players will find this driving area rather generous. Still, the fairway zig-zags between a bunker on each side that could catch an

errant tee shot. Three deep bunkers guard a rather large green.

Hole 9 | Needles Eye | Par 4 | 482 yards

The par-4 ninth is a tough, uphill, dogleg-right with a fairway that gets narrower as it gets longer. Drives on the right side run the risk of out of bounds or being blocked by overhanging trees. The approach shot is likely a mid-iron to a green that slopes from back to front. Missing long or left will prove especially challenging.

Hole 10 | Council Grove | Par 4 | 430 yards

The fairway on this par-4 tenth slopes severely downhill at the 275-yard mark, with Allen's Creek crossing the fairway at 350 yards. Two greenside bunkers short and a run-off area on the back-left corner force players to aim for the middle of the green, one of the flattest on the course.

Hole 11 | Creekside | Par 3 | 245 yards

This long par-3 is surrounded by three greenside bunkers—one short-left and two long-right—with Allen's Creek protecting the front-right. The large green offers a variety of hole locations, calling for players to be precise, which can be a tall order from such a long distance.

Hole 12 | Leaning Oak | Par 4 | 399 yards

This short uphill par-4 has trees on both sides of the fairway, as well as a small bunker on the right that demands a carry of at least 285 yards. The green slopes from back-left to front-right with three greenside bunkers guarding the front.

Hole 13 | Hill of Fame | Par 5 | 623 yards

Oak Hill's most notable par-5 runs uphill toward the clubhouse. Allen's Creek crosses the fairway at the 325-yard mark, which will force most players to lay up and face a long uphill approach. Two fairway bunkers guard the right side of the fairway 125 yards from a green that sits in a hollow, providing a beautiful amphitheater setting.

Hole 14 | Bunker Hill | Par 4 | 320 yards

The shortest par-4 on the course calls for a risk-reward decision: lay up or go for the green. Players laying up will want to avoid the two fairway bunkers on the left and one on the right. Those going for the green may be pleased to find one of the three greenside bunkers. Missing long leaves the toughest recovery, as the green slopes severely from back to front.

Hole 15 | The Plateau | Par 3 | 155 yards

The shortest of the par-3s is no walk in the park. There are deep bunkers short and left, and a tightly mown run-off area right that drops off dramatically, leaving a tough shot from a very tight lie to a multi-tiered green.

Hole 16 | Straight Away | Par 4 | 458 yards

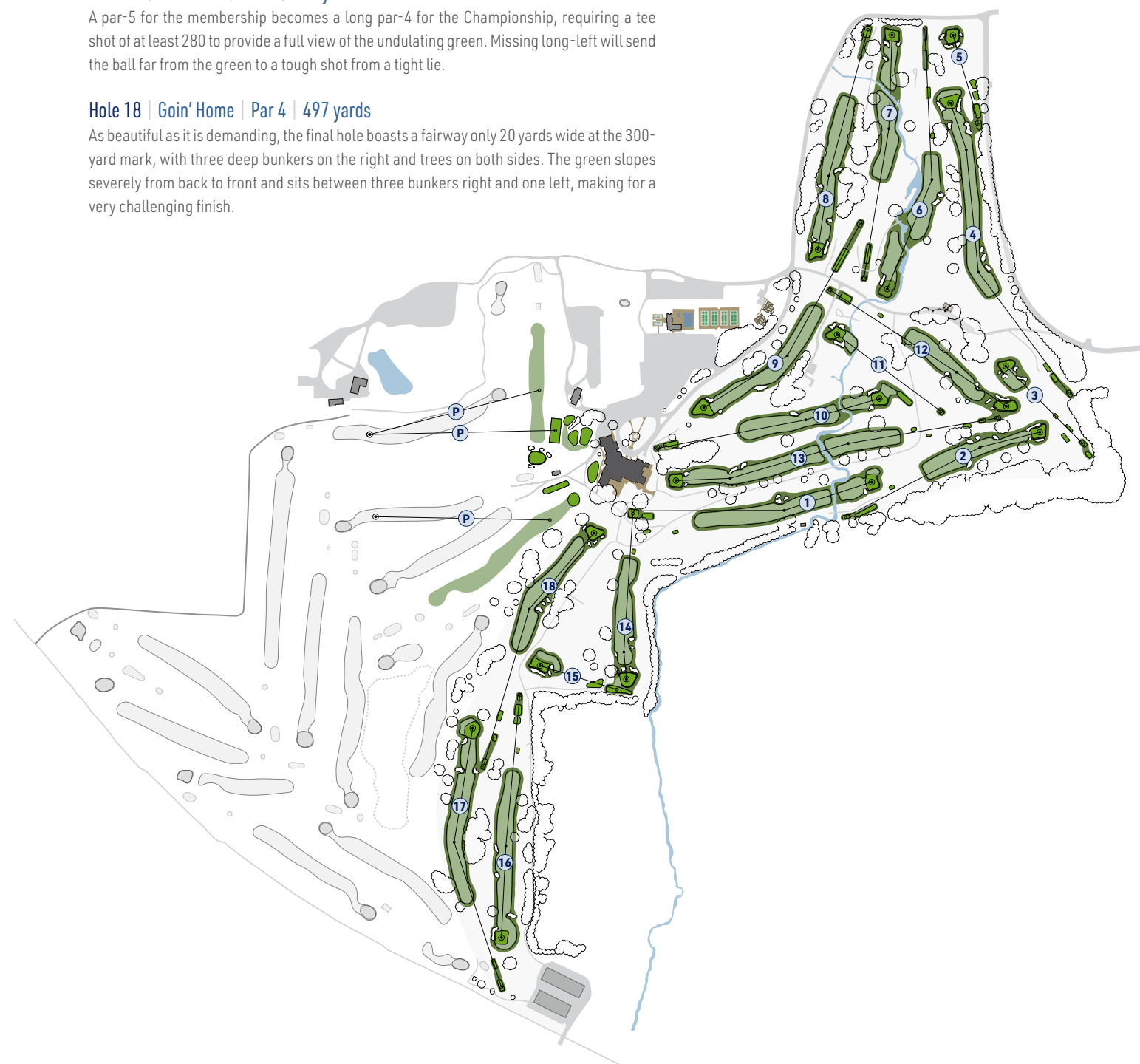
A well hit tee shot will avoid two bunkers to the right and catch a slope in the fairway at the 275-yard mark, leaving a short shot into a receptive green. Shots left or long of the green will roll well away due to the tightly mown run-off area.

Hole 17 | Twin Tees | Par 4 | 502 yards

A par-5 for the membership becomes a long par-4 for the Championship, requiring a tee shot of at least 280 to provide a full view of the undulating green. Missing long-left will send the ball far from the green to a tough shot from a tight lie.

Hole 18 | Goin' Home | Par 4 | 497 yards

As beautiful as it is demanding, the final hole boasts a fairway only 20 yards wide at the 300-yard mark, with three deep bunkers on the right and trees on both sides. The green slopes severely from back to front and sits between three bunkers right and one left, making for a very challenging finish.



OAK HILL COUNTRY CLUB SCORECARD

Hole Descriptions Oak Hill Country Club - Rochester, New York

OAK HILL COUNTRY CLUB

Media & Photographer Golf Course Access

PGA CHAMPIONSHIP FUTURE SITES

MEDIA AND PHOTOGRAPHER GOLF COURSE ACCESS

Note: Instructions are written as viewed from the Tee when moving right, left or 'clock' position.

<p>1 PAR 4 460 YDS</p> <p><u>Access to Tee:</u> NO ACCESS ON TEES #1 / #14</p> <p><u>Recommended Route:</u> Enter at crosswalk then proceed down right side. Kneel and view green from all around.</p> <p><u>Alternate Route:</u> Proceed down left side. Kneel and view green from short and left (7 to 12 o'clock).</p>	<p>4 PAR 5 615 YDS</p> <p><u>Access to Tee:</u> NO ACCESS ON TEE</p> <p><u>Recommended Route:</u> Enter at crosswalk and proceed down either side. Kneel and view green from all around.</p>	<p>7 PAR 4 461 YDS</p> <p><u>Access to Tee:</u> Kneel and view tee from front left or right.</p> <p><u>Recommended Route:</u> Proceed down either side. Kneel and view green from all around.</p>	<p>10 PAR 4 430 YDS</p> <p><u>Access to Tee:</u> NO ACCESS ON TEE</p> <p><u>Recommended Route:</u> Enter at crosswalk and proceed down left side. Limited view of green from either side.</p> <p><u>Alternate Route:</u> No access down right side of hole.</p>	<p>13 PAR 5 623 YDS</p> <p><u>Access to Tee:</u> Kneel and view tee from front left.</p> <p><u>Recommended Route:</u> Enter at crosswalk and proceed down left side. Kneel and view green from all around.</p> <p><u>LIMITED access:</u> down right side, prior to second crosswalk</p>	<p>16 PAR 4 458 YDS</p> <p><u>Access to Tee:</u> Kneel and view tee from front left.</p> <p><u>Recommended Route:</u> Proceed down either side. Kneel and view green from left or right of green (9 to 3 o'clock).</p>
<p>2 PAR 4 405 YDS</p> <p><u>Access to Tee:</u> NO ACCESS ON TEE</p> <p><u>Recommended Route:</u> Enter at crosswalk then proceed down right side. Kneel and view green from right or back (4 to 12 o'clock).</p> <p><u>Alternate Route:</u> Proceed down left side. Kneel and view green from short and left (7 to 12 o'clock).</p>	<p>5 PAR 3 180 YDS</p> <p><u>Access to Tee:</u> Kneel and view tee from front left.</p> <p><u>Recommended Route:</u> Proceed down either side. Kneel and view green from all around.</p>	<p>8 PAR 4 429 YDS</p> <p><u>Access to Tee:</u> Kneel and view tee from front left or right.</p> <p><u>Recommended Route:</u> Proceed down either side. Kneel and view green from all around.</p>	<p>11 PAR 3 245 YDS</p> <p><u>Access to Tee:</u> Kneel and view tee from front right.</p> <p><u>Recommended Route:</u> Proceed down right side. Kneel and view green from right side (4 to 11 o'clock).</p> <p><u>LIMITED access:</u> down left side</p>	<p>14 PAR 4 320 YDS</p> <p><u>Access to Tee:</u> NO ACCESS ON TEES #14 / #1</p> <p><u>Recommended Route:</u> Proceed down right side. Kneel and view green from short right (5 to 2 o'clock).</p>	<p>17 PAR 4 502 YDS</p> <p><u>Access to Tee:</u> Kneel and view tee from front left.</p> <p><u>Recommended Route:</u> Proceed down left side. Kneel and view green from front left (7 to 11 o'clock).</p>
<p>3 PAR 3 230 YDS</p> <p><u>Access to Tee:</u> Kneel and view tee from front left.</p> <p><u>Recommended Route:</u> Proceed down either side. Kneel and view green from all around.</p>	<p>6 PAR 4 503 YDS</p> <p><u>Access to Tee:</u> Kneel and view tee from front left.</p> <p><u>Recommended Route:</u> Proceed down right side. Kneel and view green from short right. (5 to 1 o'clock).</p> <p><u>Alternate Route:</u> Proceed down left side. Limited view of green from left side.</p>	<p>9 PAR 4 482 YDS</p> <p><u>Access to Tee:</u> NO ACCESS ON TEE</p> <p><u>Recommended Route:</u> Enter at crosswalk to proceed down either side of hole. Kneel and view green from all around.</p>	<p>12 PAR 4 399 YDS</p> <p><u>Access to Tee:</u> NO ACCESS ON TEE</p> <p><u>Recommended Route:</u> Enter at crosswalk and proceed down left side. Kneel and view green from left to rear of green (7 to 1 o'clock).</p> <p><u>Alternate Route:</u> Enter at crosswalk and proceed down right side. Limited view of green from right.</p>	<p>15 PAR 3 155 YDS</p> <p><u>Access to Tee:</u> NO ACCESS ON TEE</p> <p><u>Recommended Route:</u> Proceed down either side. Kneel and view green from all around.</p>	<p>18 PAR 4 497 YDS</p> <p><u>Access to Tee:</u> NO ACCESS ON TEE</p> <p><u>Recommended Route:</u> Take the second crosswalk to proceed down either side. Kneel and view green from left or right (9 to 3 o'clock).</p>



105th PGA CHAMPIONSHIP
May 15-21
Oak Hill Country Club
Rochester, New York

106th PGA Championship
2024
Valhalla Golf Club
Louisville, Kentucky

110th PGA Championship
2028
The Olympic Club
San Francisco, California

107th PGA Championship
2025
Quail Hollow Club
Charlotte, North Carolina

111th PGA Championship
2029
Baltusrol Golf Club
Springfield, New Jersey

108th PGA Championship
2026
Aronimink Golf Club
Newtown Square, Pennsylvania

113th PGA Championship
2031
Congressional Country Club
Bethesda, Maryland

109th PGA Championship
2027
Fields Ranch East PGA Frisco
Frisco, Texas

116th PGA Championship
2034
Fields Ranch East PGA Frisco
Frisco, Texas

PGA CHAMPIONSHIP 2022

Champion: Justin Thomas

Justin Thomas began the final round of the 104th PGA Championship at Southern Hills Country Club T-7 and seven strokes off the lead after posting scores of 67-67-74 through the first three days of competition.

That deficit was quickly erased as the 29-year-old roared toward the top of the leaderboard. Thomas shot 3-under par 67

on Sunday, which matched the low round of the day, to finish at 5-under for the Championship. He then birdied two of three holes in a 3-hole aggregate playoff to defeat Will Zalatoris by one stroke and claim his second Wanamaker Trophy.

Thomas, who won his first PGA Championship in 2017 at Quail Hollow Club, tied John Mahaffey for the biggest comeback in PGA Championship history. Mahaffey trailed from seven strokes down to win the

Site: Southern Hills Country Club, Tulsa, Oklahoma
Date: May 19-22
Purse: \$15 Million
Par: 35-35-70 (7556 yards)
Field: 156 **Cut:** at 139, 79 players advanced



1978 PGA Championship at Oakmont Country Club. Thomas also became the sixth player to come back from as many as seven strokes after 54 holes to win a major championship.

"I really tried to play the golf course for what it was, and I had a good feeling," said Thomas. "Although I was so far back there weren't that many guys ahead of me, and it's a very tough golf course and anything could happen."

Thomas birdied the par-4 9th, par-3 11th, par-4 12th and par-4 17th holes to set up a playoff against Zalatoris.

In the playoff, both Thomas and Zalatoris birdied the par-5 13th. Thomas unleashed a spectacular drive onto the green at the par-4 17th and two-putted for birdie before registering a par on 18 to win.

The playoff capped a memorable week for Thomas, who is the son and grandson of PGA Professionals. He and his father, Mike, celebrated with an emotional embrace at 18.

"I know somewhere up there, Grandpa was definitely watching today and pulling for me," said Thomas. "It's very, very cool to be able to share this moment with my family."

PGA CHAMPIONSHIP 2021

Champion: Phil Mickelson

Phil Mickelson had done everything there was to do in golf. Or so he, and pretty much all of us, thought. Early Sunday evening, as a brilliant sun over his shoulder burned through the coastal Carolina sky, Mickelson stood on the 18th green at Kiawah Island's Ocean Course and held aloft the Wanamaker Trophy, the improbable victor of the 103rd PGA Championship. "It's been a while since I held that," said Mickelson, 50, whose final-round 73 across a difficult, windswept course, and 72-hole total of 6-under 282, made him the oldest major champion in history. He'd last won the PGA in 2005, at Baltusrol. "Although I believed it," Mickelson said, "until I actually did it, there was a lot of doubt, I'm sure." A closing two-putt par after a soaring 9-iron into the final green gave Mickelson a two-

Site: The Ocean Course, Kiawah Island, South Carolina
Date: May 20-23
Purse: \$12 Million
Par: 35-35-70 (7556 yards)
Field: 156 **Cut:** at 149, 81 players advanced



shot victory over two-time PGA champion Brooks Koepka (74) and South Africa's Louis Oosthuizen (73). It was Mickelson's sixth major championship, making him the 14th player in history to capture a half dozen or more majors. Paired alongside Koepka, Mickelson got off to a rocky start. Mr. Phil's Wild Ride included three bogeys (against two birdies) over the first six holes. There seemed to be two-shot swings on every other hole. After departing the

sixth green, Mickelson's caddie—and younger brother—Tim pulled him aside for a pep talk. "If you're going to win this thing, you're going to make committed swings," Tim told Phil. Said Phil, "It hit me in the head." From there, Mickelson was locked in. He piped his drive down the fairway at the par-5 seventh, where he would make birdie. From there on, he made lots of quality swings. As Mickelson walked up 18, thousands of excited spectators rushed to form a circle around the green. "Phil! Phil! Phil!" they chanted. Mickelson made his way through, temporarily swallowed up in the masses. He emerged smiling. "I've never had something like that," Mickelson said. "It was a little bit unnerving, but it was exceptionally awesome, too."

Championship Summary

Place	Player	Score	Winnings
P-1	Justin Thomas	67-67-74-67-275	\$2,700,000.00
P-2	Will Zalatoris	66-65-73-71-275	\$1,620,000.00
T-3	Mito Pereira	68-64-69-75-276	\$870,000.00
T-3	Cameron Young	71-67-67-71-276	\$870,000.00
T-5	Matthew Fitzpatrick	68-69-67-73-277	\$530,417.00
T-5	Tommy Fleetwood	71-70-69-67-277	\$530,417.00
T-5	Chris Kirk	68-70-71-68-277	\$530,417.00
8	Rory McIlroy	65-71-74-68-278	\$436,600.00
T-9	Seamus Power	71-69-67-72-279	\$357,813.00
T-9	Brendan Steele	70-72-69-68-279	\$357,813.00
T-9	Abraham Ancer	67-69-70-73-279	\$357,813.00
T-9	Tom Hoge	66-74-70-69-279	\$357,813.00
T-13	Cameron Smith	68-70-73-69-280	\$253,750.00
T-13	Lucas Herbert	68-73-68-71-280	\$253,750.00
T-13	Max Homa	70-69-70-71-280	\$253,750.00
T-13	Tyrell Hatton	70-68-74-68-280	\$253,750.00
T-13	Xander Schauffele	68-73-69-70-280	\$253,750.00
T-13	Davis Riley	68-68-73-71-280	\$253,750.00
T-13	Justin Rose	71-70-71-68-280	\$253,750.00
T-20	Webb Simpson	69-75-65-72-281	\$191,250.00
T-20	Sam Burns	71-67-71-72-281	\$191,250.00
T-20	Talor Gooch	69-70-74-68-281	\$191,250.00
T-23	Joaquin Niemann	68-71-72-71-282	\$129,768.00
T-23	Aaron Wise	69-72-71-70-282	\$129,768.00
T-23	Rickie Fowler	71-70-71-70-282	\$129,768.00
T-23	Shane Lowry	70-72-71-69-282	\$129,768.00
T-23	Kevin Na	68-71-72-71-282	\$129,768.00
T-23	Stewart Cink	69-68-71-74-282	\$129,768.00
T-23	Lucas Glover	75-69-68-70-282	\$129,768.00
T-30	Bernd Wiesberger	72-67-74-70-283	\$83,750.00
T-30	Tony Finau	69-72-74-68-283	\$83,750.00
T-30	Bubba Watson	72-63-73-75-283	\$83,750.00
T-30	Adri Arnaus	72-68-70-73-283	\$83,750.00
T-34	Keith Mitchell	72-72-72-68-284	\$61,607.00
T-34	Patrick Reed	69-70-73-72-284	\$61,607.00
T-34	Jordan Spieth	72-69-74-69-284	\$61,607.00
T-34	Gary Woodland	70-68-71-75-284	\$61,607.00
T-34	Brian Harman	74-70-71-69-284	\$61,607.00
T-34	Matt Kuchar	67-71-73-73-284	\$61,607.00
T-34	Marc Leishman	72-71-73-68-284	\$61,607.00
T-41	Luke List	74-70-71-70-285	\$43,839.00
T-41	Kyung-Hoon Lee	69-73-71-72-285	\$43,839.00
T-41	Troy Merritt	73-70-72-70-285	\$43,839.00
T-41	Kevin Streelman	71-72-75-67-285	\$43,839.00
T-41	Cameron Tringale	72-68-72-73-285	\$43,839.00
T-41	Viktor Hovland	70-70-75-70-285	\$43,839.00
T-41	Adam Schenk	71-72-72-70-285	\$43,839.00
T-48	Jon Rahm	73-69-76-68-286	\$32,146.00
T-48	Cameron Davis	72-72-72-70-286	\$32,146.00
T-48	Keegan Bradley	72-70-73-71-286	\$32,146.00
T-48	Laurie Canter	72-70-70-74-286	\$32,146.00
T-48	Harold Varner III	71-71-72-72-286	\$32,146.00
T-48	Denny McCarthy	73-68-74-71-286	\$32,146.00
54	Ryan Fox	70-70-70-77-287	\$29,250.00
T-55	Jason Day	71-72-72-73-288	\$27,925.00

Place	Player	Score	Winnings
T-55	Francesco Molinari	70-72-75-71-288	\$27,925.00
T-55	Brooks Koepka	75-67-72-74-288	\$27,925.00
T-55	Collin Morikawa	72-72-74-70-288	\$27,925.00
T-55	Sebastián Muñoz	74-70-69-75-288	\$27,925.00
T-60	Rikuya Hoshino	74-70-69-76-289	\$26,125.00
T-60	Si Woo Kim	71-72-76-70-289	\$26,125.00
T-60	Lanto Griffin	72-69-75-73-289	\$26,125.00
T-60	Russell Henley	70-73-70-76-289	\$26,125.00
T-60	Charl Schwartzel	71-73-73-72-289	\$26,125.00
T-60	Louis Oosthuizen	73-71-73-72-289	\$26,125.00
T-60	Hideki Matsuyama	72-72-72-73-289	\$26,125.00
T-60	Jason Kokrak	74-68-77-70-289	\$26,125.00
68	Billy Horschel	75-69-77-69-290	\$25,000.00
T-69	Beau Hossler	69-71-78-73-291	\$24,625.00
T-69	Kramer Hickok	71-71-75-74-291	\$24,625.00
T-71	Justin Harding	71-72-75-74-292	\$24,250.00
T-71	Thomas Pieters	69-73-77-73-292	\$24,250.00
T-71	Adam Hadwin	73-71-75-73-292	\$24,250.00
T-71	Shane Norman	71-72-74-75-292	\$24,250.00
T-75	Patton Kizzire	69-75-78-73-295	\$23,950.00
T-75	Maverick McNealy	73-71-78-73-295	\$23,950.00
77	Robert MacIntyre	70-71-80-76-297	\$23,800.00
78	Sepp Straka	71-72-79-76-298	\$23,700.00
CUT	Min Woo Lee	73-72-145	\$4,000.00
CUT	J.J. Spaun	72-73-145	\$4,000.00
CUT	Chan Kim	72-73-145	\$4,000.00
CUT	Harry Higgs	74-71-145	\$4,000.00
CUT	Henrik Stenson	72-73-145	\$4,000.00
CUT	Kevin Kisner	72-73-145	\$4,000.00
CUT	Branden Grace	73-72-145	\$4,000.00
CUT	Ryan Palmer	73-72-145	\$4,000.00
CUT	Ian Poulter	76-69-145	\$4,000.00
CUT	Alex Noren	70-76-146	\$4,000.00
CUT	Y.E. Yang	71-75-146	\$4,000.00
CUT	Lee Westwood	75-71-146	\$4,000.00
CUT	Russell Knox	74-72-146	\$4,000.00
CUT	Anirban Lahiri	73-73-146	\$4,000.00
CUT	Dustin Johnson	73-73-146	\$4,000.00
CUT	Jinichiro Kozuma	73-73-146	\$4,000.00
CUT	Christiaan Bezuidenhout	73-73-146	\$4,000.00
CUT	Scottie Scheffler	71-75-146	\$4,000.00
CUT	Sadom Kaewkanjana	75-72-147	\$4,000.00
CUT	Dean Burmester	69-78-147	\$4,000.00
CUT	Matthew Borchert	73-74-147	\$4,000.00
CUT	Adam Scott	77-70-147	\$4,000.00
CUT	Rich Beem	73-74-147	\$4,000.00
CUT	Jason Dufner	72-75-147	\$4,000.00
CUT	Sergio Garcia	73-74-147	\$4,000.00
CUT	John Daly	72-76-148	\$4,000.00
CUT	Scott Stallings	78-70-148	\$4,000.00
CUT	Bio Kim	76-72-148	\$4,000.00
CUT	Hudson Swafford	74-74-148	\$4,000.00
CUT	Yuki Inamori	72-76-148	\$4,000.00
CUT	Mackenzie Hughes	77-72-149	\$4,000.00
CUT	Cory Connors	76-73-149	\$4,000.00

Place	Player	Score	Winnings
CUT	Daniel van Tonder	74-75-149	\$4,000.00
CUT	Joel Dahmen	73-76-149	\$4,000.00
CUT	Sam Horsfield	74-75-149	\$4,000.00
CUT	Ryan Brehm	76-73-149	\$4,000.00
CUT	Jesse Mueller	72-78-150	\$4,000.00
CUT	Matt Jones	73-77-150	\$4,000.00
CUT	Oliver Bekker	78-72-150	\$4,000.00
CUT	Cameron Champ	74-76-150	\$4,000.00
CUT	Richard Bland	74-76-150	\$4,000.00
CUT	Garrick Higgo	74-76-150	\$4,000.00
CUT	Tyler Collet	79-71-150	\$4,000.00
CUT	Alex Beach	73-78-151	\$4,000.00
CUT	Chad Ramey	77-74-151	\$4,000.00
CUT	Ryosuke Kinoshita	79-72-151	\$4,000.00
CUT	Erik van Rooyen	75-76-151	\$4,000.00
CUT	Patrick Cantlay	76-75-151	\$4,000.00
CUT	Ryan Veier	75-76-151	\$4,000.00
CUT	Zach Johnson	74-77-151	\$4,000.00
CUT	Alex Cejka	72-79-151	\$4,000.00
CUT	Michael Block	78-73-151	\$4,000.00
CUT	Padraig Harrington	77-75-152	\$4,000.00
CUT	Jhonattan Vegas	73-79-152	\$4,000.00
CUT	Kyle Mendoza	75-77-152	\$4,000.00
CUT	Matthew Wolff	76-77-153	\$4,000.00
CUT	Brandon Bingaman	78-75-153	\$4,000.00
CUT	Nic Ishae	78-75-153	\$4,000.00
CUT	Martin Kaymer	76-77-153	\$4,000.00
CUT	Shaun Micheal	76-77-153	\$4,000.00
CUT	Daniel Berger	73-80-153	\$4,000.00
CUT	Takumi Kanaya	77-76-153	\$4,000.00
CUT	Nicolai Hojgaard	78-75-153	\$4,000.00
CUT	Dylan Newman	78-75-153	\$4,000.00
CUT	Carlos Ortiz	79-75-154	\$4,000.00
CUT	Pablo Larrazabal	77-77-154	\$4,000.00
CUT	Wyatt Worthington	77-77-154	\$4,000.00
CUT	Tom Kim	78-76-154	\$4,000.00
CUT	Colin Inglis	78-77-155	\$4,000.00
CUT	Paul Dickinson	78-77-155	\$4,000.00
CUT	Shawn Warren	78-79-157	\$4,000.00
CUT	Jared Jones	79-78-157	\$4,000.00
CUT	Casey Pyne	79-78-157	\$4,000.00
CUT	Tim Feanstra	77-81-158	\$4,000.00
CUT	Austin Hurt	78-81-159	\$4,000.00
CUT	Sean McCarty	82-79-161	\$4,000.00
CUT	Zac Oakley	81-82-163	\$4,000.00
W/D	Tiger Woods	74-69-79-222	\$4,000.00

Championship Summary

Place	Player	Score	Winnings
1	Phil Mickelson	70-69-70-73-282	\$2,160,000.00
T-2	Louis Oosthuizen	71-68-72-73-284	\$1,056,000.00
T-2	Brooks Koepka	69-71-70-74-284	\$1,056,000.00
T-4	Harry Higgs	72-71-73-70-286	\$462,250.00
T-4	Padraig Harrington	71-73-73-69-286	\$462,250.00
T-4	Paul Casey	71-71-73-71-286	\$462,250.00
T-4	Shane Lowry	73-71-73-69-286	\$462,250.00
T-8	Rickie Fowler	71-76-69-71-287	\$263,000.00
T-8	Tony Finau	74-72-70-71-287	\$263,000.00
T-8	Kevin Streelman	70-72-70-75-287	\$263,000.00
T-8	Justin Rose	72-75-73-67-287	\$263,000.00
T-8	Abraham Ancer	74-72-76-65-287	\$263,000.00
T-8	Jon Rahm	72-75-72-68-287	\$263,000.00
T-8	Will Zalatoris	71-74-72-70-287	\$263,000.00
T-8	Scottie Scheffler	72-74-71-70-287	\$263,000.00
T-8	Collin Morikawa	70-75-74-68-287	\$263,000.00
T-17	Sungjae Im	70-72-73-73-288	\$168,000.00
T-17	Corey Connors	67-75-73-73-288	\$168,000.00
T-17	Patrick Reed	74-75-69-70-288	\$168,000.00
T-17	Charley Hoffman	79-69-74-76-298	\$168,000.00
T-17	Keegan Bradley	69-75-72-72-288	\$168,000.00
T-17	Aaron Wise	69-79-72-68-288	\$168,000.00
T-23	Jason Scrivener	73-75-72-69-289	\$103,814.00
T-23	Hideki Matsuyama	73-68-76-72-289	\$103,814.00
T-23	Billy Horschel	72-72-68-72-289	\$103,814.00
T-23	Martin Laird	70-73-74-72-289	\$103,814.00
T-23	Patrick Cantlay	73-73-70-73-289	\$103,814.00
T-23	Chan Kim	75-74-73-67-289	\$103,814.00
T-23	Matthew Fitzpatrick	73-71-72-73-289	\$103,814.00
T-30	Viktor Hovland	69-75-75-71-290	\$59,750.00
T-30	Christiaan Bezuidenhout	71-70-72-77-290	\$59,750.00
T-30	Joaquin Niemann	71-72-71-76-290	\$59,750.00
T-30	Jordan Spieth	73-75-68-74-290	\$59,750.00
T-30	Stewart Cink	71-76-74-69-290	\$59,750.00
T-30	Ian Poulter	74-70-73-73-290	\$59,750.00
T-30	Matt Jones	73-75-74-68-290	\$59

PGA CHAMPIONSHIP 2020

Champion: Collin Morikawa

The PGA had been shifted from May to a familiar August date and did not include onsite spectators due to the coronavirus pandemic. As a result, the PGA led off the major-championship season for the first time since 1971 and at Harding Park, the second municipal golf facility to host a PGA Championship. Even without the usual large galleries, the 2020 PGA was one to remember, with California's own Collin Morikawa emerging from an unprecedented seven-way tie for the lead on the back nine Sunday with a chip-in at the 14th hole and a heart-stopping tee shot at the drivable par-4 16th. The birdie at 14 gave Morikawa sole possession of the lead for the first time, and

Site: TOC Harding Park, San Francisco, California
Date: Aug. 6-9
Purse: \$11 Million
Par: 35-35-70 (7251 yards)
Field: 156 **Cut:** at 141, 79 players advanced



youngest player since World War II to win the PGA, behind Rory McIlroy and Jack Nicklaus, and the ninth to win his PGA debut. Johnson shot a scintillating 65 Saturday to take a one-shot lead over Scottie Scheffler and Cameron Champ, then Sunday saw the talent-rich leaderboard tighten. Twice there were seven players tied for the lead, with almost another dozen within three shots. That included Matthew Wolff, just 21, who roared into contention with three birdies and an eagle in a four-hole stretch. Morikawa finally pulled away with "The Drive" at 16, which immediately became part of golf lore - even without the crowd's roar. Two more pars and Morikawa was lifting the Wanamaker Trophy.

his unforgettable drive at No. 16 led to a 7-foot eagle putt that propelled him to his first major title. Morikawa, who played college golf and graduated just across the Bay Bridge at the University of California, won by two shots over Dustin Johnson and Paul Casey. The 23-year-old displayed poise beyond his years, enabling him to become the third-

PGA CHAMPIONSHIP 2019

Champion: Brooks Koepka

With the PGA Championship held in May for the first time since 1949, Brooks Koepka defended his title and became the first player to repeat as champion of both the PGA and the U.S. Open - at the same time, no less - and the first player since Tiger Woods to win back-to-back PGAs since it shifted to stroke play in 1958. But it wasn't easy. It rarely is in major championships, especially at Bethpage Black, one of the world's toughest public courses. Koepka led by six with eight holes to play before the Black's demanding back nine, the toughening wind conditions and world-No.-1 Dustin Johnson's charge cut the lead to one shot when he left the 14th green.

Site: Bethpage Black, Farmingdale, New York
Date: May 16-19
Purse: \$11 Million
Par: 35-35-70 (7,459 yards)
Field: 156 **Cut:** at 144, 82 players advanced



Koepka steadied his game and made clutch pars on the 15th and 16th holes, adding another up-and-down par at 18 to win by two shots at 8-under 272. Playing alongside Masters champion Woods and Open champion Francesco Molinari in the PGA's traditional all-major grouping, Koepka opened with a course-record 63 to take a one-shot lead; in another

first, he became the first player to shoot 63s in consecutive years at a major, having done so while winning the previous year's PGA Championship at Bellerive Country Club. Koepka added a 5-under 65 in the second round to break the 36-hole majors scoring record by two shots and take a PGA-record, seven-shot advantage into the weekend. From there, Koepka became the first wire-to-wire (sole possession of first place) PGA Champion in 36 years (Hal Sutton, 1983). With his fourth career major championship victory in hand, Koepka also reclaimed the No. 1 slot in the Official World Golf Rankings.

Championship Summary

Place	Player	Score	Winnings
1	Collin Morikawa	69-69-65-64-267	\$1,980,000.00
2T	Paul Casey	68-67-68-66-269	\$968,000.00
2T	Dustin Johnson	69-67-65-68-269	\$968,000.00
4T	Tony Finau	67-70-67-66-270	\$404,350.00
4T	Jason Day	65-69-70-66-270	\$404,350.00
4T	Matthew Wolff	69-68-68-65-270	\$404,350.00
4T	Scottie Scheffler	66-71-65-68-270	\$404,350.00
4T	Bryson DeChambeau	68-70-66-66-270	\$404,350.00
9	Justin Rose	66-68-70-67-271	\$295,600.00
10T	Xander Schauffele	66-70-69-67-272	\$252,123.00
10T	Cameron Champ	71-64-67-70-272	\$252,123.00
10T	Joel Dahmen	69-68-68-67-272	\$252,123.00
13T	Patrick Reed	68-70-69-66-273	\$192,208.00
13T	Si Woo Kim	69-68-68-68-273	\$192,208.00
13T	Daniel Berger	67-67-70-69-273	\$192,208.00
13T	Jon Rahm	70-69-68-66-273	\$192,208.00
17T	HaoTong Li	67-65-73-69-274	\$156,500.00
17T	Brendon Todd	65-70-72-67-274	\$156,500.00
19T	Lanto Griffin	68-68-71-68-275	\$134,000.00
19T	Harris English	69-71-69-66-275	\$134,000.00
19T	Kevin Kisner	67-73-68-67-275	\$134,000.00
22T	Brendan Steele	66-71-72-67-276	\$94,571.00
22T	Hideki Matsuyama	70-67-69-70-276	\$94,571.00
22T	Alex Noren	67-69-73-67-276	\$94,571.00
22T	Ian Poulter	73-68-66-69-276	\$94,571.00
22T	Adam Scott	68-70-70-68-276	\$94,571.00
22T	Victor Perez	70-69-69-68-276	\$94,571.00
22T	Byeong Hun An	72-69-71-64-276	\$94,571.00
29T	Brooks Koepka	66-68-69-74-277	\$69,500.00
29T	Harold Varner III	72-66-69-70-277	\$69,500.00
29T	Doc Redman	73-67-70-67-277	\$69,500.00
29T	Tommy Fleetwood	70-64-70-73-277	\$69,500.00
33T	Dylan Frittelli	70-67-70-71-278	\$57,500.00
33T	Louis Oosthuizen	70-71-70-67-278	\$57,500.00
33T	Rory McIlroy	70-69-71-68-278	\$57,500.00
33T	Viktor Hovland	68-71-73-66-278	\$57,500.00
37T	Bud Cauley	66-71-73-69-279	\$45,000.00
37T	Justin Thomas	71-70-68-70-279	\$45,000.00
37T	Russell Henley	71-69-71-68-279	\$45,000.00
37T	Tiger Woods	68-72-72-67-279	\$45,000.00
37T	Webb Simpson	71-68-68-72-279	\$45,000.00
37T	Nate Lashley	69-70-70-70-279	\$45,000.00
43T	Billy Horschel	69-71-71-69-280	\$31,594.00
43T	Berni Wiesberger	68-68-70-74-280	\$31,594.00
43T	Michael Lorenzo-Vera	66-68-72-74-280	\$31,594.00
43T	Ryan Palmer	74-66-76-64-280	\$31,594.00
43T	Patrick Cantlay	73-68-66-73-280	\$31,594.00
43T	Cameron Smith	71-69-70-70-280	\$31,594.00
43T	Keith Mitchell	68-72-68-72-280	\$31,594.00
43T	Abraham Ancer	69-70-72-69-280	\$31,594.00
51T	Erik van Rooyen	71-70-74-66-281	\$24,000.00
51T	Kurt Kitayama	68-72-70-71-281	\$24,000.00
51T	Adam Long	73-68-72-68-281	\$24,000.00
51T	Brandt Snedeker	72-66-72-71-281	\$24,000.00
51T	Joost Luiten	71-68-73-69-281	\$24,000.00

Place	Player	Score	Winnings
51T	Luke List	72-69-70-70-281	\$24,000.00
51T	Mark Hubbard	70-71-70-70-281	\$24,000.00
58T	Tom Hoge	72-68-72-70-282	\$21,338.00
58T	Mackenzie Hughes	73-68-69-72-282	\$21,338.00
58T	Denny McCarthy	70-69-70-73-282	\$21,338.00
58T	Brian Harman	68-71-71-72-282	\$21,338.00
58T	Charl Schwartzel	73-68-68-73-282	\$21,338.00
58T	Kevin Streelman	69-70-73-70-282	\$21,338.00
58T	Gary Woodland	67-72-73-70-282	\$21,338.00
58T	Adam Hadwin	68-71-70-73-282	\$21,338.00
66T	Shane Lowry	68-72-69-74-283	\$20,000.00
66T	Sepp Straka	70-71-71-71-283	\$20,000.00
66T	Robert MacIntyre	73-67-74-69-283	\$20,000.00
66T	Emiliano Grillo	70-70-70-73-283	\$20,000.00
66T	Rory Sabbatini	70-70-72-70-283	\$20,000.00
71T	Bubba Watson	70-71-73-70-284	\$19,350.00
71T	Danny Lee	69-71-74-70-284	\$19,350.00
71T	Phil Mickelson	72-69-70-73-284	\$19,350.00
71T	Jordan Spieth	73-68-76-67-284	\$19,350.00
75T	J.T. Poston	72-67-75-70-286	\$19,050.00
75T	Chez Reavie	71-70-75-70-286	\$19,050.00
77T	Matt Wallace	71-70-74-72-287	\$18,850.00
77T	Jim Herman	71-69-72-75-287	\$18,850.00
79	Sung Kang	70-71-76-73-290	\$18,700.00
CUT	Zach Johnson	66-76-142	\$3,100.00
CUT	Jason Dufner	70-72-142	\$3,100.00
CUT	Jim Furyk	71-71-142	\$3,100.00
CUT	Henrik Stenson	70-72-142	\$3,100.00
CUT	Shaun Norris	69-73-142	\$3,100.00
CUT	Marc Leishman	70-72-142	\$3,100.00
CUT	Rickie Fowler	73-69-142	\$3,100.00
CUT	Christiaan Bezuidenhout	72-70-142	\$3,100.00
CUT	Carlos Ortiz	72-70-142	\$3,100.00
CUT	Chan Kim	72-70-142	\$3,100.00
CUT	Talor Gooch	71-71-142	\$3,100.00
CUT	Ryo Ishikawa	72-70-142	\$3,100.00
CUT	Tyrell Hatton	72-71-143	\$3,100.00
CUT	Andrew Landry	74-69-143	\$3,100.00
CUT	Lucas Herbert	73-70-143	\$3,100.00
CUT	Tom Lewis	67-76-143	\$3,100.00
CUT	Richy Werenski	71-72-143	\$3,100.00
CUT	Sebastian Munoz	71-72-143	\$3,100.00
CUT	Michael Thompson	71-72-143	\$3,100.00
CUT	Ximjun Zhang	72-71-143	\$3,100.00
CUT	Jason Kokrak	69-74-143	\$3,100.00
CUT	Steve Stricker	72-71-143	\$3,100.00
CUT	Kevin Na	70-73-143	\$3,100.00
CUT	Lucas Glover	71-72-143	\$3,100.00
CUT	Matt Kuchar	71-72-143	\$3,100.00
CUT	C.T. Pan	72-72-144	\$3,100.00
CUT	Scott Piercy	70-74-144	\$3,100.00
CUT	Wyndham Clark	71-73-144	\$3,100.00
CUT	Alex Beach	73-71-144	\$3,100.00
CUT	Matthew Fitzpatrick	74-70-144	\$3,100.00
CUT	Joaquin Niemann	75-69-144	\$3,100.00

Place	Player	Score	Winnings
CUT	Sungjae Im	73-71-144	\$3,100.00
CUT	Corey Connors	69-76-145	\$3,100.00
CUT	Max Homa	74-71-145	\$3,100.00
CUT	Troy Merritt	73-72-145	\$3,100.00
CUT	Matthias Schwab	69-76-145	\$3,100.00
CUT	Tyler Duncan	74-71-145	\$3,100.00
CUT	Jazz Janewattananond	74-71-145	\$3,100.00
CUT	Keegan Bradley	73-72-145	\$3,100.00
CUT	Brian Stuard	72-73-145	\$3,100.00
CUT	Matt Jones	70-75-145	\$3,100.00
CUT	Bob Sowards	71-75-146	\$3,100.00
CUT	Sergio Garcia	73-73-146	\$3,100.00
CUT	Graeme McDowell	72-74-146	\$3,100.00
CUT	Ben Cook	71-75-146	\$3,100.00
CUT	Andrew Putnam	73-73-146	\$3,100.00
CUT	Benjamin Hebert	75-71-146	\$3,100.00
CUT	Joohyung Kim	70-77-147	\$3,100.00
CUT	David Muttitt	72-75-147	\$3,100.00
CUT	Rob Labritz	71-76-147	\$3,100.00
CUT	Danny Willett	75-72-147	\$3,100.00
CUT	Jimmy Walker	73-74-147	\$3,100.00
CUT	Martin Kaymer	66-82-148	\$3,100.00
CUT	Rafa Cabrera Bello	72-76-148	\$3,100.00
CUT	John O'Leary	75-73-148	\$3,100.00
CUT	Jason Caron	76-72-148	\$3,100.00
CUT	Shaun Micheal	72-77-149	\$3,100.00
CUT	Davis Love III	73-76-149	\$3,100.00
CUT	Michael Auterson	75-74-149	\$3,100.00
CUT	Jeff Roth	74-75-149	\$3,100.00
CUT	Nick Taylor	76-73-149	\$3,100.00
CUT	Ryan Vermeer	79-71-150	\$3,100.00
CUT	Marty Jertson	74-76-150	\$3,100.00
CUT	Daniel Balin	74-76-150	\$3,100.00
CUT	Rich Berberian, Jr.	76-74-150	\$3,100.00
CUT	Marcus Kinohut	74-77-151	\$3,100.00
CUT	Shawn Warren	78-73-151	\$3,100.00
CUT	Ken Tanigawa	78-73-151	\$3,100.00
CUT	Justin Bertisch	78-75-153	\$3,100.00
CUT	Jorge Campillo	74-80-154	\$3,100.00
CUT	Jeff Hart	77-77-154	\$3,100.00
CUT	Rich Beem	80-75-155	\$3,100.00
CUT	Rod Perry	75-81-156	\$3,100.00
CUT	Michael Knoll	77-80-157	\$3,100.00
CUT	Adam Long	73-70-69-75-287	\$3,035.71
41T	Matthew Fitzpatrick	75-65-76-71-287	\$3,035.71
41T	Charles Howell III	72-67-73-75-287	\$3,035.71
41T	Scott Piercy	72-67-72-76-287	\$3,035.71
41T	Aaron Wise	70-71-71-75-287	\$3,035.71
48T	Henrik Stenson	74-68-75-71-288	\$26,250.00
48T	Francesco Molinari	72-68-73-75-288	\$26,250.00
48T	Bronson Burgoon	73-66-74-75-288	\$26,250.00
48T	Kelly Kraft	71-65-78-74-288	\$26,250.00
48T	Tommy Fleetwood	67-71-72-78-288	\$26,250.00
48T	Tyrell Hatton	71-69-72-76-288	\$26,250.00
54T	J.J. Spaun	72-72-70-75-289	\$22,850.00
54T	Justin Harding	74-70-73-72-289	\$22,850.00

Championship Summary

Place	Player	Score	Winnings
1	Brooks Koepka	63-65-70-74-272	\$1,980,000.00
2	Dustin Johnson	69-67-69-69-274	\$1,188,000.00
3T	Jordan Spieth	69-66-72-71-278	\$575,500.00
3T	Patrick Cantlay	69-70-68-71-278	\$575,500.00
3T	Matt Wallace	69-67-70-72-278	\$575,500.00
6	Luke List	68-68-69-74-279	\$380,000.00
7	Sung Kang	68-70-70-72-280	\$343,650.00
8T	Matt Kuchar	70-70-72-69-281	\$264,395.00
8T	Rory McIlroy	72-71-69-69-281	\$264,395.00
8T	Adam Scott	71-64-72-74-281	\$264,395.00
8T	Erik van Rooyen	70-68-70-73-281	\$264,395.00
8T	Shane Lowry	75-69-68-69-281	\$264,395.00
8T	Gary Woodland	70-70-73-68-281	\$264,395.00
14T	Jazz Janewattananond	70-68-67-77-282	\$191,665.00
14T	Chez Reavie	68-71-71-72-282	\$191,665.00
16T	Michael Lorenzo-Vera	68-71-75-69-283	\$143,100.00
16T	Brandt Snedeker	74-67-73-69-283	\$143,100.00
16T	Lucas Glover	72-69-69-73-283	\$143,100.00
16T	Abraham Ancer	73-70-69-71-283	\$143,100.00
16T	Hideki Matsuyama	70-68-68-73-283	\$143,100.00
16T	Lucas Bjerregaard	69-71-69-73-283	\$143,100.00
16T	Xander Schauffele	70-69-68-76-283	\$143,100.00
23T	Thomas Pieters	74-70-71-69-284	\$91,000.00
23T	Emiliano Grillo	76-67-70-71-284	\$91,000.00
23T	Jason Kokrak	73-70-71-70-284	\$91,000.00
23T	Jason Day	69-74-69-72-284	\$91,000.00
23T	Billy Horschel	70-72-71-71-284	\$91,000.00
23T	Jimmy Walker	70-70-71-73-284	\$91,000.00
29T	Justin Rose	70-67-73-75-285	\$65,000.00
29T	Webb Simpson	72-69-72-72-285	\$65,000.00
29T	Paul Casey	70-71-75-69-285	\$65,000.00
29T	Graeme McDowell	70-72-73-70-285	\$65,000.00
29T	Adam Hadwin	72-70-70-73-285	\$65,000.0

PGA CHAMPIONSHIP 2018

Champion: Brooks Koepka

If the sights and sounds of Brooks Koepka's PGA Championship victory seemed familiar, you weren't alone. Koepka posted a final-round 4-under 66 to win the historic 100th PGA Championship by two shots at Bellerive Country Club in St. Louis. Koepka, 28, entered play Sunday with a 2-shot advantage, but that evaporated thanks to five Adam Scott birdies in a seven-hole stretch. Koepka answered with 10- and 7-foot birdie putts on Nos. 15 and 16 to reset the margin he began the day with and ultimately won by. Tiger Woods (266) closed strong with a 64 to finish second, while Scott's 67 put him third at 267. For the third time in seven majors, or 14 short months, Koepka won a major championship, this time hoisting the Wanamaker Trophy for the first time. In doing so, he overcame recognizable roars as

Site: Bellerive Country Club, St. Louis, Missouri
Date: Aug. 9-12
Purse: \$11 Million
Par: 35-35-70 (7,316 yards)
Field: 156 **Cut:** at 141, 80 players advanced



Woods climbed a Sunday-afternoon leaderboard in a major. "Everybody on the golf course heard it," said Koepka of Woods' surge. "We knew what was going on. It's pretty obvious when Tiger makes a birdie. I think everybody at the golf course cheers for him." Koepka's two-stroke victory came 56 days after his second career major championship triumph at Shinnecock Hills, making him only the fifth player to win the PGA Championship and U.S. Open in the same

year, joining Woods (2000), Jack Nicklaus (1975), Ben Hogan (1948) and Gene Sarazen (1922). "When I look at what I've done in the past two months, it's incredible. Looking where I was, sitting on my couch watching the Masters, and to think I could do this, I would have laughed and told you there was no way, no chance," said Koepka, who missed most of the season's first four months with a wrist injury. At 264, Koepka set the lowest 72-hole score in a PGA Championship and matched Henrik Stenson's mark (2016 Open Championship) for lowest four-round score in a major championship. Woods joined Phil Mickelson (2001) with the lowest 72-hole mark by a non-winner at the PGA Championship. The runner-up finish was Woods' seventh in a major, third in a PGA Championship.

PGA CHAMPIONSHIP 2017

Champion: Justin Thomas

Site: Quail Hollow Club, Charlotte, North Carolina
Date: Aug. 10-13
Purse: \$10.5 Million
Par: 35-36-71 (7,600 yards)
Field: 156 **Cut:** at 148, 75 players advanced



For Justin Thomas, the son and grandson of PGA Professionals, winning the PGA Championship was a dream come true. Thomas fired a closing three-under-par 68 to win the 99th PGA Championship by two shots at Quail Hollow Club in Charlotte. Francesco Molinari, Louis Oosthuizen and Patrick Reed finished in a tie for second at 6-under 278. Third-round leader Kevin Kisner shot 74 on Sunday and finished in a tie for seventh. Thomas, 24, entered play Sunday two shots back and in a tie for fourth place, but three birdies on his inward 9 eventually secured the first major championship of his career. "For me, the PGA (Championship)

definitely had a special place in my heart, and maybe a special drive," said Thomas. "For this to be my first (major championship victory) and have my Dad (PGA Master Professional Mike Thomas) here, and I know grandpa (retired PGA Life Member Paul Thomas) was watching at home ... was pretty cool. It's just a

great win for the family." Thomas became the ninth PGA Champion who is the son of a PGA Professional. Thomas - who finished at 8-under-par 276 - kick-started his back-nine surge with an 8-foot-birdie putt on No. 10 that hung on the lip of the hole for 9 seconds before gravity took over. Two holes later, he buried a 40-foot greenside chip and his lead was two. A pin-seeking tee shot and 15-foot birdie putt on the dangerous par-3 17th cinched the Wanamaker Trophy. Walking off No. 18, Thomas was greeted by fellow 20-somethings Jordan Spieth, Rickie Fowler and roommate Bud Cauley.

Championship Summary

Place	Player	Score	Winnings
1	Brooks Koepka	69-63-66-66-264	\$1,980,000.00
2	Tiger Woods	70-66-66-64-266	\$1,188,000.00
3	Adam Scott	70-65-65-67-267	\$748,000.00
4T	Stewart Cink	67-69-66-67-269	\$489,250.00
4T	Jon Rahm	68-67-66-68-269	\$489,250.00
6T	Gary Woodland	64-66-71-69-270	\$334,712.50
6T	Thomas Pieters	67-66-71-66-270	\$334,712.50
6T	Justin Thomas	69-65-68-68-270	\$334,712.50
6T	Francesco Molinari	68-67-68-67-270	\$334,712.50
10T	Rafa Cabrera Bello	70-68-69-64-271	\$261,985.00
10T	Tyrrell Hatton	71-67-69-64-271	\$261,985.00
12T	Jordan Spieth	71-66-69-66-272	\$187,747.14
12T	Rickie Fowler	65-67-69-71-272	\$187,747.14
12T	Daniel Berger	73-65-66-68-272	\$187,747.14
12T	Shane Lowry	69-64-69-70-272	\$187,747.14
12T	Brandon Stone	66-68-70-68-272	\$187,747.14
12T	Chez Reavie	71-68-67-66-272	\$187,747.14
12T	Kevin Kisner	67-64-72-69-272	\$187,747.14
19T	Webb Simpson	68-68-68-69-273	\$113,125.00
19T	Justin Rose	67-69-69-68-273	\$113,125.00
19T	Kevin Na	70-69-68-66-273	\$113,125.00
19T	Jason Day	67-68-67-71-273	\$113,125.00
19T	Zach Johnson	66-70-71-66-273	\$113,125.00
19T	Jason Kokrak	68-67-71-67-273	\$113,125.00
19T	Julian Suri	69-66-68-70-273	\$113,125.00
19T	Matt Wallace	71-66-68-68-273	\$113,125.00
27T	Dustin Johnson	67-66-72-69-274	\$76,000.00
27T	Ryan Fox	68-70-68-68-274	\$76,000.00
27T	Brandon Grace	68-70-68-68-274	\$76,000.00
27T	Patrick Cantlay	68-67-70-69-274	\$76,000.00
31T	Dylan Frittelli	73-67-67-68-275	\$63,500.00
31T	Chris Kirk	68-70-68-69-275	\$63,500.00
31T	Emiliano Grillo	69-67-69-70-275	\$63,500.00
31T	Ian Poulter	67-70-68-70-275	\$63,500.00
35T	Pat Perez	67-67-70-72-276	\$48,428.57
35T	Billy Horschel	68-69-69-70-276	\$48,428.57
35T	Tommy Fleetwood	69-70-69-68-276	\$48,428.57
35T	Russell Knox	71-68-69-68-276	\$48,428.57
35T	Hideki Matsuyama	68-69-73-66-276	\$48,428.57
35T	J.J. Spaun	69-68-72-67-276	\$48,428.57
35T	Xander Schauffele	70-67-67-72-276	\$48,428.57
42T	Keegan Bradley	69-68-71-69-277	\$33,281.25
42T	Tony Finau	74-66-69-68-277	\$33,281.25
42T	Jimmy Walker	69-70-69-69-277	\$33,281.25
42T	Charl Schwartzel	70-63-69-75-277	\$33,281.25
42T	Brandt Snedeker	72-67-69-69-277	\$33,281.25
42T	Martin Kaymer	71-69-67-70-277	\$33,281.25
42T	Ben Kern	71-69-67-70-277	\$33,281.25
42T	Sungjae Im	71-67-71-68-277	\$33,281.25
50T	Austin Cook	67-72-69-70-278	\$24,833.33
50T	Rory McIlroy	70-67-71-70-278	\$24,833.33
50T	Seungsu Han	74-66-66-72-278	\$24,833.33
50T	Brice Garnett	71-68-69-70-278	\$24,833.33
50T	Russell Henley	74-65-71-68-278	\$24,833.33
50T	Andrew Landry	73-65-69-71-278	\$24,833.33

Place	Player	Score	Winnings
56T	Cameron Smith	74-66-73-66-279	\$22,566.66
56T	Byeong Hun An	70-70-69-70-279	\$22,566.66
56T	Thorbjorn Olesen	70-68-73-68-279	\$22,566.66
59T	Satoshi Kodaira	71-68-69-72-280	\$21,316.66
59T	Eddie Pepperell	72-66-67-75-280	\$21,316.66
59T	Andrew Putnam	68-69-72-71-280	\$21,316.66
59T	Jhonattan Vegas	70-70-70-70-280	\$21,316.66
59T	Ryan Moore	69-70-68-73-280	\$21,316.66
59T	Ollie Schniederjans	67-71-72-70-280	\$21,316.66
65T	Michael Lorenzo-Vera	73-65-70-73-281	\$20,100.00
65T	Yuta Ikeda	68-69-71-73-281	\$20,100.00
65T	Ross Fisher	68-69-73-71-281	\$20,100.00
65T	Chris Stroud	69-70-76-66-281	\$20,100.00
65T	Adrian Otaegui	73-67-69-72-281	\$20,100.00
65T	Kevin Chappell	69-71-70-71-281	\$20,100.00
71T	Ted Potter, Jr.	74-66-68-74-282	\$19,200.00
71T	Nick Watney	75-65-70-72-282	\$19,200.00
71T	Jim Furyk	69-71-71-71-282	\$19,200.00
71T	Brian Harman	72-68-71-71-282	\$19,200.00
71T	Charles Howell III	74-66-72-70-282	\$19,200.00
71T	Marc Leishman	68-71-72-71-282	\$19,200.00
71T	Joaquin Niemann	68-71-71-72-282	\$19,200.00
78	Vijay Singh	71-69-71-72-283	\$18,800.00
79	Brian Gay	67-73-75-72-287	\$18,700.00
80	Scott Brown	72-68-74-75-289	\$18,600.00
CUT	Brendan Steele	73-68-141	\$3,100.00
CUT	Sergio Garcia	70-71-141	\$3,100.00
CUT	Padraig Harrington	71-70-141	\$3,100.00
CUT	Luke List	71-70-141	\$3,100.00
CUT	Davis Love III	75-66-141	\$3,100.00
CUT	Matt Kuchar	71-70-141	\$3,100.00
CUT	J.B. Holmes	73-68-141	\$3,100.00
CUT	Kyle Stanley	68-73-141	\$3,100.00
CUT	Troy Merritt	71-70-141	\$3,100.00
CUT	Shugo Imahira	72-69-141	\$3,100.00
CUT	Patton Kizzire	72-69-141	\$3,100.00
CUT	Bryson DeChambeau	71-70-141	\$3,100.00
CUT	Whee Kim	75-67-142	\$3,100.00
CUT	Matthew Fitzpatrick	72-70-142	\$3,100.00
CUT	Jordan L. Smith	74-68-142	\$3,100.00
CUT	Shaun Michael	73-69-142	\$3,100.00
CUT	Bill Haas	72-70-142	\$3,100.00
CUT	Peter Uihlein	73-69-142	\$3,100.00
CUT	Justin Harding	72-70-142	\$3,100.00
CUT	Henrik Stenson	73-69-142	\$3,100.00
CUT	Kevin Streelman	72-70-142	\$3,100.00
CUT	Alex Noren	71-71-142	\$3,100.00
CUT	Ryan Armour	69-73-142	\$3,100.00
CUT	Mikko Korhonen	68-75-143	\$3,100.00
CUT	Shubhankar Sharma	69-74-143	\$3,100.00
CUT	Charley Hoffman	72-71-143	\$3,100.00
CUT	John Daly	73-70-143	\$3,100.00
CUT	Rich Beem	74-69-143	\$3,100.00
CUT	Sean McCarty	74-69-143	\$3,100.00
CUT	Alexander Levy	76-67-143	\$3,100.00

Place	Player	Score	Winnings
CUT	Adam Hadwin	71-72-143	\$3,100.00
CUT	Patrick Reed	72-71-143	\$3,100.00
CUT	James Hahn	73-70-143	\$3,100.00
CUT	Anirban Lahiri	70-73-143	\$3,100.00
CUT	Danny Willett	73-71-144	\$3,100.00
CUT	Kiradech Aphibarnrat	75-69-144	\$3,100.00
CUT	Andy Sullivan	75-69-144	\$3,100.00
CUT	Ryuko Tokimatsu	73-71-144	\$3,100.00
CUT	Beau Hossler	73-71-144	\$3,100.00
CUT	Phil Mickelson	73-71-144	\$3,100.00
CUT	Paul Broadhurst	74-70-144	\$3,100.00
CUT	Jason Dufner	72-72-144	\$3,100.00
CUT	Chris Wood	70-74-144	\$3,100.00
CUT	Aaron Wise	76-68-144	\$3,100.00
CUT	Zach J. Johnson	76-69-145	\$3,100.00
CUT	Kelly Kraft	71-74-145	\$3,100.00
CUT	Craig Hocknull	72-73-145	\$3,100.00
CUT	Alexander Bjork	72-73-145	\$3,100.00
CUT	Ryan Vermeer	73-73-146	\$3,100.00
CUT	Jamie Lovemark	71-75-146	\$3,100.00
CUT	Scott Piercy	74-72-146	\$3,100.00
CUT	Paul Dunne	73-73-146	\$3,100.00
CUT	Y.E. Yang	73-74-147	\$3,100.00
CUT	Matt Dobyns	76-71-147	\$3,100.00
CUT	Daniel Balin	72-75-147	\$3,100.00
CUT	Jason Schmuhl	74-73-147	\$3,100.00
CUT	Chesson Hadley	75-73-148	\$3,100.00
CUT	Matthew Borchert	74-74-148	\$3,100.00
CUT	Shawn Warren	77-71-148	\$3,100.00
CUT	J.B. Holmes	74-74-148	\$3,100.00
CUT	Bubba Watson	70-78-148	\$3,100.00
CUT	Omar Uresti	75-73-148	\$3,100.00
CUT	Paul Casey	75-73-148	\$3,100.00
CUT	Si Woo Kim	72-77-149	\$3,100.00
CUT	Craig Bowden	75-74-149	\$3,100.00
CUT	Michael Kim	73-77-150	\$3,100.00
CUT	David Muttitt	81-69-150	\$3,100.00
CUT	Michael Block	75-75-150	\$3,100.00
CUT	Marty Jertson	76-74-150	\$3,100.00
CUT	Brian Smock	79-71-150	\$3,100.00
CUT	Johan Kok	78-73-151	\$3,100.00
CUT	Jaysen Hansen	76-75-151	\$3,100.00
CUT	Jorge Campillo	78-74-152	\$3,100.00
CUT	Yusaku Miyazato	76-77-153	\$3,100.00
CUT	Bob Soward	80-75-155	\$3,100.00
W/D	HaoTing Li	71	\$3,100.00

Championship Summary

Place	Player	Score	Winnings
1	Justin Thomas	73-66-69-68-276	\$1,890,000.00
2T	Patrick Reed	69-73-69-67-278	\$784,000.00
2T	Francesco Molinari	73-64-74-67-278	\$784,000.00
2T	Louis Oosthuizen	70-67-71-70-278	\$784,000.00
5T	Rickie Fowler	69-70-73-67-279	\$388,500.00
5T	Hideki Matsuyama	70-64-73-72-279	\$388,500.00
7T	Kevin Kisner	67-67-72-74-280	\$317,500.00
7T	Graham DeLaet	70-73-68-69-280	\$317,500.00
9T	Jason Day	70-66-77-70-283	\$250,000.00
9T	Matt Kuchar	71-74-70-68-283	\$250,000.00
9T	Chris Stroud	68-68-71-76-283	\$250,000.00
9T	Jordan L. Smith	70-75-70-68-283	\$250,000.00
13T	Henrik Stenson	74-70-70-70-284	\$160,000.00
13T	Marc Leishman	75-71-71-67-284	\$160,000.00
13T	Ryan Moore	71-71-73-69-284	\$160,000.00
13T	Paul Casey	69-70-74-71-284	\$160,000.00
13T	Brian Harman	69-75-71-69-284	\$160,000.00
13T	Scott Brown	73-68-70-73-284	\$160,000.00
13T	James Hahn	73-70-71-70-284	\$160,000.00
13T	Dustin Johnson	70-74-73-67-284	\$160,000.00
13T	Brooks Koepka	68-73-74-69-284	\$160,000.00
22T	Robert Streb	74-70-70-71-285	\$89,166.66
22T	Grayson Murray	68-73-69-75-285	\$89,166.66
22T	Gary Woodland	68-74-69-74-285	\$89,166.66
22T	Rory McIlroy	72-72-73-68-285	\$89,166.66
22T	Ian Poulter	74-71-71-69-285	\$89,166.66
22T	Chez Reavie	72-70-70-73-285	\$89,166.66
28T	Richard Sterne	73-72-70-71-286	\$64,200.00
28T	Pat Perez	70-76-69-71-286	\$64,200.00
28T	J.B. Holmes	74-73-67-72-286	\$64,200.00
28T	Byeong Hun An	71-69-74-72-286	\$64,200.00
28T	Jordan Spieth	72-73-71-70-286	\$64,200.00
33T	Keegan Bradley	74-70-73-70-287	\$47,000.00
33T	Kevin Chappell	72-75-69-71-287	\$47,000.00
33T	Bud Cauley	69-74-74-70-287	\$47,000.00
33T	Jason Kokrak	75-70-72-70-287	\$47,000.00
33T	Jamie Lovemark	74-71-72-70-287	\$47,000.00
33T	Webb Simpson	76-70-72-69-287	\$47,000.00
33T	Chris Wood	72-72-70-73-287	\$47,000.00
33T	Lucas Glover	75-70-72-70-287	\$47,000.00
33T	Sean O'Hair	71-75-70-71-287	\$47,000.00
33T	Patrick Cantlay</		

PGA CHAMPIONSHIP 2016

Champion: Jimmy Walker

In the longest final day at the PGA Championship in 64 years, Jimmy Walker produced three big birdies on the back nine at Baltusrol and held his nerve Sunday against the No. 1 player in the world to the very end. He closed with a bogey-free 3-under 67 for a one-shot victory over defending champion Jason Day. Walker built a three-shot lead with an 8-foot birdie putt on the par-5 17th, only to watch Day blast a 3-wood onto the green at the par-5 18th to 15 feet for an eagle, closing the margin to one shot. Needing a par to win, Walker went for the green and left it in deep rough to the right and well below the green. He

Site: Baltusrol Golf Club, Springfield, New Jersey
Date: July 28-31
Purse: \$10 Million
Par: 36-36-72 (7,263 yards)
Field: 156 **Cut:** at 142, 86 players advanced



final birdie was the most important: Walker twice had to back off his 8-foot birdie putt on the 17th when he heard the crowd erupt after Day's shot into the 18th. When it slipped in the edge of the cup for birdie, Walker had the cushion he needed. It was a long road to a first major for the 37-year-old American, and it ended with a marathon. More amazing than

Walker playing a bogey-free final round was that the PGA Championship even finished. In a most peculiar final day, preferred lies were allowed after nearly four inches of rain drenched the Lower Course.

safely pitched to 35 feet, and the putt settled 3 feet beyond the hole. He shot 68-67 on Sunday to finish at 14-under 266, one shot off David Toms' record score at the 2001 PGA Championship. Walker began the back nine by holing a 45-foot bunker shot on No. 10 and making a 30-foot birdie putt on No. 11. The

PGA CHAMPIONSHIP 2015

Champion: Jason Day

Jason Day entered Sunday's final round leading Jordan Spieth—who was attempting to cap a historic run by winning all three U.S.-based major championships—by three strokes. Day, 27, overcame both his own obstacles and Spieth's dogged pursuit by hatching a little history of his own. Day distanced himself from Spieth with a 5-under-par 67 to win his first major comfortably, by three strokes. He was never seriously threatened and became the fifth Australian to win the PGA Championship, joining Steve Elkington (1995), Wayne Grady (1990), David Graham (1979) and

Site: Whistling Straits (Straits Course), Kohler, Wisconsin
Date: Aug. 13-16
Purse: \$10 Million
Par: 36-36-72 (7,501 yards)
Field: X **Cut:** at X, X players advanced



Jim Ferrier (1947). He also became the third international player to hoist the Wanamaker Trophy in as many Championships at Whistling Straits (also Martin Kaymer/2010, Vijay Singh/2004). Day's Sunday coronation became just that thanks

to four birdies in his initial seven holds and a memorable 382-yard drive on the par-5 11th hole, which he fittingly birdied. With his friend, mentor, coach and caddie, Colin Swatton, on his bag, Day became the first player in major championship history to finish as low as 20-under-par. He edged Tiger Woods' mark of 19-under at the 2000 Open Championship at St. Andrews. Despite the runner-up finish, Spieth took home a consolation prize of great acclaim, as he seized the title of World No. 1 in the Official World Golf Rankings for the first time.

Championship Summary

Place	Player	Score	Winnings
1	Jimmy Walker	65-66-68-67-266	\$1,800,000.00
2	Jason Day	68-65-67-67-267	\$1,080,000.00
3	Daniel Summerhays	70-67-67-66-270	\$680,000.00
4T	Brandon Grace	70-68-66-67-271	\$405,000.00
4T	Hideki Matsuyama	69-67-67-68-271	\$405,000.00
4T	Brooks Koepka	68-67-66-70-271	\$405,000.00
7T	Robert Streb	68-63-72-69-272	\$293,000.00
7T	Henrik Stenson	67-67-67-71-272	\$293,000.00
7T	Martin Kaymer	66-69-71-66-272	\$293,000.00
10T	Paul Casey	69-69-68-67-273	\$233,000.00
10T	William McGirt	70-67-66-70-273	\$233,000.00
10T	Tyrell Hatton	71-68-66-68-273	\$233,000.00
13T	Patrick Reed	70-65-70-69-274	\$172,400.00
13T	Jordan Spieth	70-67-69-68-274	\$172,400.00
13T	Emiliano Grillo	66-67-73-68-274	\$172,400.00
13T	Webb Simpson	69-69-66-70-274	\$172,400.00
13T	Padraig Harrington	71-70-65-68-274	\$172,400.00
18T	Gregory Bourdy	69-68-69-69-275	\$121,000.00
18T	Adam Scott	70-67-69-69-275	\$121,000.00
18T	John Senden	68-70-69-68-275	\$121,000.00
18T	Kevin Kisner	71-69-65-70-275	\$121,000.00
22T	Kyle Reifers	70-70-70-66-276	\$75,636.36
22T	Jhonattan Vegas	68-71-70-67-276	\$75,636.36
22T	Billy Hurlley III	72-65-69-70-276	\$75,636.36
22T	Russell Knox	70-70-67-69-276	\$75,636.36
22T	David Lingmerth	68-70-69-69-276	\$75,636.36
22T	Russell Henley	68-72-68-68-276	\$75,636.36
22T	Justin Rose	70-72-66-68-276	\$75,636.36
22T	Francesco Molinari	71-70-68-67-276	\$75,636.36
22T	Kevin Na	71-68-71-66-276	\$75,636.36
22T	Louis Oosthuizen	68-70-70-68-276	\$75,636.36
22T	K.J. Choi	68-70-71-67-276	\$75,636.36
23T	Yuta Ikeda	70-67-73-67-277	\$45,288.88
33T	Zach Johnson	71-66-71-69-277	\$45,288.88
33T	Soren Kjeldsen	70-69-73-65-277	\$45,288.88
33T	Joost Luiten	72-70-70-65-277	\$45,288.88
33T	Phil Mickelson	71-70-68-68-277	\$45,288.88
33T	Jon Curran	69-69-69-70-277	\$45,288.88
33T	Rickie Fowler	68-68-71-70-277	\$45,288.88
33T	Hideki Tanihara	71-66-73-67-277	\$45,288.88
33T	Vaughan Taylor	68-71-70-68-277	\$45,288.88
42T	Steve Stricker	69-70-67-72-278	\$30,142.85
42T	Keegan Bradley	73-68-71-66-278	\$30,142.85
42T	Ryan Palmer	71-71-69-67-278	\$30,142.85
42T	Charl Schwartzel	73-69-66-70-278	\$30,142.85
42T	Scott Hend	68-70-68-72-278	\$30,142.85
42T	Ross Fisher	66-73-70-69-278	\$30,142.85
42T	Jamie Donaldson	69-67-72-70-278	\$30,142.85
49T	Rafa Cabrera Bello	72-70-70-67-279	\$25,000.00
49T	Aaron Baddeley	70-70-71-68-279	\$25,000.00
49T	Alex Noren	70-68-71-70-279	\$25,000.00
49T	Patton Kizzire	71-71-68-69-279	\$25,000.00
49T	Jason Kokrak	70-72-69-68-279	\$25,000.00
49T	Andy Sullivan	67-71-72-69-279	\$25,000.00
49T	Matthew Fitzpatrick	72-70-70-67-279	\$25,000.00

Place	Player	Score	Winnings
56T	Young-han Song	71-68-73-68-280	\$22,250.00
56T	Danny Lee	69-70-70-71-280	\$22,250.00
56T	Brandt Snedeker	73-66-70-71-280	\$22,250.00
56T	Bill Haas	70-70-68-72-280	\$22,250.00
60T	Jason Dufner	71-71-70-69-281	\$20,000.00
60T	Marc Leishman	71-69-67-74-281	\$20,000.00
60T	George Coetzee	72-67-74-68-281	\$20,000.00
60T	Bubba Watson	71-69-70-71-281	\$20,000.00
60T	Andrew Johnston	70-69-71-71-281	\$20,000.00
60T	Harris English	67-69-74-71-281	\$20,000.00
66T	Justin Thomas	69-72-72-69-282	\$18,500.00
66T	Kiradech Aphibarnrat	70-72-69-71-282	\$18,500.00
66T	Roberto Castro	72-70-69-71-282	\$18,500.00
66T	Kiradech Aphibarnrat	73-69-69-71-282	\$18,500.00
70T	Ryan Moore	71-67-74-71-283	\$17,900.00
70T	James Hahn	67-73-70-73-283	\$17,900.00
70T	Colt Knost	69-73-68-73-283	\$17,900.00
73T	Marcus Fraser	71-68-72-73-284	\$17,450.00
73T	Jim Furyk	74-67-69-74-284	\$17,450.00
73T	Freddie Jacobson	71-71-70-72-284	\$17,450.00
73T	Thongchai Jaidee	72-70-73-69-284	\$17,450.00
73T	Rich Beem	69-72-72-71-284	\$17,450.00
73T	Daniel Berger	71-69-71-73-284	\$17,450.00
79T	Bradley Dredge	69-71-75-70-285	\$16,900.00
79T	Matt Jones	74-68-70-73-285	\$16,900.00
79T	Billy Horschel	72-70-71-72-285	\$16,900.00
79T	Danny Willett	71-70-74-70-285	\$16,900.00
79T	Brian Stuard	70-70-75-70-285	\$16,900.00
84	Cameron Tringale	72-68-77-69-286	\$16,600.00
84	Lee Westwood	69-70-73-75-287	\$16,500.00
86	Thomas Pieters	71-70-75-74-290	\$16,400.00
CUT	Chris Wood	69-74-143	\$3,000.00
CUT	Y.E. Yang	72-71-143	\$3,000.00
CUT	Chris Kirk	74-69-143	\$3,000.00
CUT	Rory McIlroy	74-69-143	\$3,000.00
CUT	Scott Piercy	72-71-143	\$3,000.00
CUT	Victor Dubuisson	74-76-143	\$3,000.00
CUT	Luke Donald	72-71-143	\$3,000.00
CUT	Ryan Helminen	72-71-143	\$3,000.00
CUT	Smylie Kaufman	73-70-143	\$3,000.00
CUT	Harold Varner III	72-72-144	\$3,000.00
CUT	Si Woo Kim	71-73-144	\$3,000.00
CUT	Zac Blair	73-71-144	\$3,000.00
CUT	J.B. Holmes	75-69-144	\$3,000.00
CUT	Vijay Singh	74-70-144	\$3,000.00
CUT	Rod Perry	73-71-144	\$3,000.00
CUT	Rikard Karlberg	72-72-144	\$3,000.00
CUT	Brendan Steele	71-73-144	\$3,000.00
CUT	Byeong Hun An	72-72-144	\$3,000.00
CUT	Thorbjorn Olesen	70-74-144	\$3,000.00
CUT	Matt Dobyns	73-72-145	\$3,000.00
CUT	Shane Lowry	72-73-145	\$3,000.00
CUT	Kevin Chappell	72-73-145	\$3,000.00
CUT	Gary Woodland	73-72-145	\$3,000.00
CUT	Kevin Streelman	75-70-145	\$3,000.00

Place	Player	Score	Winnings
CUT	Bryce Molder	74-71-145	\$3,000.00
CUT	Charley Hoffman	75-70-145	\$3,000.00
CUT	Sergio Garcia	71-74-145	\$3,000.00
CUT	Darren Clarke	74-71-145	\$3,000.00
CUT	Jason Bohn	71-74-145	\$3,000.00
CUT	Ben Pollard	72-73-145	\$3,000.00
CUT	Rich Berberian, Jr.	72-74-146	\$3,000.00
CUT	Mark R. Brown	75-71-146	\$3,000.00
CUT	Jonas Blixt	75-71-146	\$3,000.00
CUT	Matt Kuchar	74-72-146	\$3,000.00
CUT	Anirban Lahiri	73-73-146	\$3,000.00
CUT	Bernd Wiesberger	75-71-146	\$3,000.00
CUT	Kristoffer Broberg	72-74-146	\$3,000.00
CUT	Peter Malnati	73-73-146	\$3,000.00
CUT	Jamie Lovemark	71-76-147	\$3,000.00
CUT	Tony Finau	77-70-147	\$3,000.00
CUT	David Toms	74-73-147	\$3,000.00
CUT	Rob Labritz	71-76-147	\$3,000.00
CUT	Brian Gaffney	74-73-147	\$3,000.00
CUT	John Daly	74-73-147	\$3,000.00
CUT	Soomin Lee	77-70-147	\$3,000.00
CUT	David Wittitt	73-74-147	\$3,000.00
CUT	Josh Speight	77-71-148	\$3,000.00
CUT	Jeunghun Wang	73-75-148	\$3,000.00
CUT	Fabian Gómez	75-73-148	\$3,000.00
CUT	Michael Block	72-76-148	\$3,000.00
CUT	Nicolas Colsaerts	72-76-148	\$3,000.00
CUT	Greg Chalmers	72-76-148	\$3,000.00
CUT	Johan Kok	72-76-148	\$3,000.00
CUT	K.T. Kim	77-71-148	\$3,000.00
CUT	Jim Herman	77-71-148	\$3,000.00
CUT	Dustin Johnson	77-72-149	\$3,000.00
CUT	Joseph Summerhays	76-73-149	\$3,000.00
CUT	Troy Merritt	77-72-149	\$3,000.00
CUT	Rocco Mediate	70-70-70-74-284	\$56,057.14
CUT	Paul Casey	73-70-69-72-284	\$56,057.14
CUT	Louis Oosthuizen	72-71-72-69-284	\$56,057.14
30T	Ryan Moore	74-76-150	\$39,200.00
30T	Brandon Stone	79-71-150	\$39,200.00
30T	Omar Uresti	72-78-150	\$39,200.00
30T	Tommy Sharp	77-73-150	\$39,200.00
30T	Shaun Micheal	77-74-151	\$39,200.00
30T	Brad Ott	79-72-151	\$39,200.00
30T	Wyatt Worthington II	76-76-152	\$39,200.00
30T	Rick Schuller	78-76-154	\$39,200.00
30T	James Morrison	78-76-154	\$39,200.00
CUT	Brad Lardon	83-74-157	\$3,000.00

Championship Summary

Place	Player	Score	Winnings
1	Jason Day	68-67-66-67-268	\$1,800,000.00
2	Jordan Spieth	71-67-65-68-271	\$1,080,000.00
3	Brandon Grace	71-69-64-69-273	\$680,000.00
4	Justin Rose	69-67-68-70-274	\$480,000.00
5T	Anirban Lahiri	70-67-70-68-275	\$367,500.00
5T	Brooks Koepka	73-69-67-66-275	\$367,500.00
7T	Dustin Johnson	66-73-68-69-276	\$293,000.00
7T	George Coetzee	74-65-70-67-276	\$293,000.00
7T	Matt Kuchar	68-72-68-68-276	\$293,000.00
10T	Tony Finau	71-66-69-71-277	\$243,000.00
10T	Robert Streb	70-73-67-67-277	\$243,000.00
12T	Brendan Steele	68-71-70-69-278	\$185,400.00
12T	David Lingmerth	67-70-75-66-278	\$185,400.00
12T	Brendan Steele	69-69-73-67-278	\$185,400.00
12T	Brandt Snedeker	71-70-68-69-278	\$185,400.00
12T	Martin Kaymer	70-70-65-73-278	\$185,400.00
17	Rory McIlroy	71-71-68-69-279	\$148,000.00
18T	Phil Mickelson	72-68-66-69-280	\$126,000.00
18T	Victor Dubuisson	76-70-67-67-280	\$126,000.00
18T	Justin Thomas	72-70-68-70-280	\$126,000.00
21T	Bubba Watson	72-71-70-68-281	\$97,666.66
21T	Matt Jones	68-65-73-75-281	\$97,666.66
21T	Hiroshi Iwata	77-63-70-71-281	\$97,666.66
24	J.B. Holmes	68-71-69-74-282	\$86,000.00
25T	Ernie Els	71-71-69-72-283	\$74,600.00
25T	Billy Horschel	72-68-68-75-283	\$74,600.00
25T	Henrik Stenson	76-66-70-71-283	\$74,600.00
25T	Tyrell Hatton	73-72-68-70-283	\$74,600.00
25T	Cameron Smith	74-68-70-71-283	\$74,600.00
30T	Patrick Reed	75-69-67-73-284	\$56,057.14
30T	Rickie Fowler	73-70-70-71-284	\$56,057.14
30T	Steve Stricker	71-72-71-70-284	\$56,057.14
30T	Nick Watney	78-68-68-70-284	\$56,057.14
30T	Jim Furyk	73-70-69-72-284	\$56,057.14
30T	Paul Casey	70-70-70-74-284	\$56,057.14
30T	Louis Oosthuizen	72-71-72-69-284	\$56,057.14
37T	Ryan Moore	74-76-150	\$39,200.00
37T	Brandon Stone	79-71-150	\$39,200.00
37T	Boo Weekley	75-70-65-75-285	\$39,200.00
37T	Vijay Singh	73-71-71-70-285	\$39,200.00
37T	Charly Schwartzel	73-69-68-75-285	\$39,200.00
37T			

PGA CHAMPIONSHIP 2014

Champion: Rory McIlroy

Rory McIlroy emerged from a four-man race to outlast Phil Mickelson and the darkness at Valhalla Golf Club to capture his second straight major championship. McIlroy's closing 3-under 68 made him the fifth player to win four majors at 25 or younger. The others: Tiger Woods, Jack Nicklaus, Bobby Jones and "Young" Tom Morris. Trailing by three shots heading to the back nine, McIlroy rallied to take the lead and then birdied No. 17 for a two-shot advantage. Because of a two-hour rain delay, and with darkness falling quickly, it wasn't certain that McIlroy would be able to finish

Site: Valhalla Golf Club, Louisville, Kentucky
Date: Aug. 7-10
Purse: \$10 Million
Par: 35-36-71 (7,458 yards)
Field: 156 **Cut:** at 145, 73 players advanced



until he got the invitation from Rickie Fowler at the No. 18 tee to hit his tee shot before Fowler and his playing partner, Mickelson—both two shots behind—had reached their drives. McIlroy came within a yard of driving into a hazard right of the fairway before

getting permission from a PGA of America Rules Official to hit his second shot. Trying to force a tie, Fowler missed a 50-foot eagle attempt before Mickelson's eagle chip came within inches of the hole. McIlroy's second found a bunker, then he two-putted from 35 feet for a one-shot victory. Mickelson (66) finished runner-up for the ninth time in a

major while Fowler became the first player in history to finish in the top five in all four majors in a single year without winning any of them.

PGA CHAMPIONSHIP 2013

Champion: Jason Dufner

Jason Dufner officially answered any questions about not recovering from a back-nine PGA Championship collapse in 2011 by turning in a technician-like performance at Oak Hill Country Club's East Course to win the 95th PGA Championship and his first major title. Dufner's closing 2-under-par 68 was good for a 10-under-par 270 total and a two-stroke victory over Jim Furyk, who could not close the gap—nor could any other challengers—in the final round. At age 36, playing in all four majors for just the second time, Dufner made the most of his opportunities,

Site: Oak Hill Country Club, East Course Pittsford, New York
Date: Aug. 8-11
Purse: \$8 Million
Par: 35-35-70 (7,200 yards)
Field: 156 **Cut:** at 143, 75 players advanced



producing a near-flawless, second-round 7-under-par 63, which was the 26th round of 63 in a major. Dufner took the 36-hole lead and ultimately became the sixth player in history to win a major after posting a 63. The final weekend stretch was proof of how far

Dufner had come. After struggling to a 71 on Saturday, he trailed Furyk by one stroke to open Sunday's finale. He made a knee-knocking three-foot par putt on No. 1, saved par on 2, then made back-to-back birdies on Nos. 4 and 5 to tie and go ahead for good. He reached 12-under par through 16 holes before closing with a pair of bogeys. Furyk finished runner-up after an even-par 70. Sweden's duo of Henrik Stenson and Jonas Blixt, attempting to make history by giving their homeland its first male major champion, finished third and fourth, respectively, each posting 70.

Championship Summary

Place	Player	Score	Winnings
1	Rory McIlroy	66-67-67-68-268	\$1,800,000.00
2	Phil Mickelson	69-67-67-66-269	\$1,080,000.00
3T	Henrik Stenson	66-71-67-66-270	\$580,000.00
3T	Rickie Fowler	69-66-67-68-270	\$580,000.00
5T	Ryan Palmer	65-70-69-68-272	\$367,500.00
5T	Jim Furyk	66-68-72-66-272	\$367,500.00
7T	Victor Dubuisson	69-68-70-66-273	\$263,000.00
7T	Ernie Els	70-70-68-65-273	\$263,000.00
7T	Hunter Mahan	70-71-65-67-273	\$263,000.00
7T	Mikko Ilonen	67-68-69-69-273	\$263,000.00
7T	Steve Stricker	69-68-68-68-273	\$263,000.00
7T	Jimmy Walker	69-71-68-65-273	\$263,000.00
13T	Brandt Snedeker	73-68-66-67-274	\$191,000.00
13T	Kevin Chappell	65-74-67-68-274	\$191,000.00
15T	Brooks Koepka	71-71-66-67-275	\$127,888.88
15T	Louis Oosthuizen	70-67-67-71-275	\$127,888.88
15T	Charl Schwartzel	72-68-69-66-275	\$127,888.88
15T	Adam Scott	71-69-66-69-275	\$127,888.88
15T	Marc Warren	71-71-66-67-275	\$127,888.88
15T	Lee Westwood	65-72-69-69-275	\$127,888.88
15T	Bernd Wiesberger	68-68-65-74-275	\$127,888.88
15T	Jason Day	69-65-69-72-275	\$127,888.88
15T	Graham DeLaet	69-68-68-70-275	\$127,888.88
24T	Jamie Donaldson	69-70-66-71-276	\$84,000.00
24T	Justin Rose	70-72-67-67-276	\$84,000.00
26	Joost Luiten	68-69-69-71-277	\$78,000.00
27T	Jerry Kelly	67-74-70-67-278	\$71,000.00
27T	Bill Haas	71-68-68-71-278	\$71,000.00
27T	Kenny Perry	72-69-69-68-278	\$71,000.00
30T	Alexander Levy	69-71-68-71-279	\$62,000.00
30T	Thorbjørn Olesen	71-71-70-67-279	\$62,000.00
30T	Danny Willett	68-73-66-72-279	\$62,000.00
33T	Nick Watney	69-69-70-72-280	\$54,500.00
33T	Daniel Summerhays	70-72-68-70-280	\$54,500.00
35T	Vijay Singh	71-68-73-69-281	\$44,920.00
35T	Richard Sterne	70-69-72-70-281	\$44,920.00
35T	Hideki Matsuyama	71-72-70-68-281	\$44,920.00
35T	Jonas Blixt	71-70-68-72-281	\$44,920.00
35T	Sergio Garcia	70-72-66-73-281	\$44,920.00
40T	Koumei Oda	74-68-71-69-282	\$33,500.00
40T	Ryan Moore	73-68-67-74-282	\$33,500.00
40T	Jason Bohn	71-71-71-69-282	\$33,500.00
40T	Brian Harman	71-69-69-73-282	\$33,500.00
40T	Luke Donald	70-72-68-72-282	\$33,500.00
40T	Brendon de Jonge	70-70-72-70-282	\$33,500.00
46T	Geoff Ogilvy	69-71-71-72-283	\$25,375.00
46T	Pat Perez	71-71-71-70-283	\$25,375.00
46T	Graeme McDowell	73-70-71-69-283	\$25,375.00
46T	Edoardo Molinari	66-73-71-73-283	\$25,375.00
46T	Marc Leishman	71-71-72-69-283	\$25,375.00
46T	Matt Jones	68-71-72-72-283	\$25,375.00
46T	Robert Karlsson	71-69-74-69-283	\$25,375.00
46T	Fabrizio Zanotti	71-70-71-71-283	\$25,375.00
46T	Branden Grace	73-70-68-72-283	\$25,375.00
46T	Shane Lowry	68-74-74-67-283	\$25,375.00

Place	Player	Score	Winnings
46T	Scott Brown	71-70-70-72-283	\$25,375.00
46T	Chris Wood	66-73-70-74-283	\$25,375.00
58T	Brendan Steele	71-70-73-70-284	\$20,850.00
58T	Ian Poulter	68-73-71-72-284	\$20,850.00
58T	Patrick Reed	70-71-70-73-284	\$20,850.00
58T	Billy Horschel	71-68-69-76-284	\$20,850.00
58T	Francesco Molinari	71-71-71-71-284	\$20,850.00
58T	Gonzalo Fernandez-Castaño	71-70-72-71-284	\$20,850.00
64T	J.B. Holmes	68-72-69-78-287	\$18,950.00
64T	Kevin Stadler	71-70-72-74-287	\$18,950.00
64T	Chris Stroud	70-73-73-71-287	\$18,950.00
64T	Bubba Watson	70-72-73-72-287	\$18,950.00
68	Shawn Stefani	68-75-72-73-288	\$18,400.00
69T	Freddie Jacobson	72-69-73-75-289	\$18,033.33
69T	Zach Johnson	70-72-70-77-289	\$18,033.33
69T	Colin Montgomerie	70-72-72-75-289	\$18,033.33
72	Brendon Todd	70-73-75-75-293	\$17,800.00
73	Rafa Cabrera Bello	69-71-74-80-294	\$17,700.00
CUT	Tim Clark	70-74-144	\$2,500.00
CUT	Erik Compton	71-73-144	\$2,500.00
CUT	Padraig Harrington	73-71-144	\$2,500.00
CUT	Martin Kaymer	70-74-144	\$2,500.00
CUT	Ryan Himmelin	73-71-144	\$2,500.00
CUT	Charley Hoffman	70-74-144	\$2,500.00
CUT	Tommy Fleetwood	73-71-144	\$2,500.00
CUT	Gary Woodland	72-72-144	\$2,500.00
CUT	Russell Henley	69-75-144	\$2,500.00
CUT	Scott Piercy	73-71-144	\$2,500.00
CUT	Kevin Streelman	69-76-145	\$2,500.00
CUT	Tom Watson	72-73-145	\$2,500.00
CUT	Ben Martin	74-71-145	\$2,500.00
CUT	Anirban Lahiri	72-73-145	\$2,500.00
CUT	Brian Stuard	71-74-145	\$2,500.00
CUT	Russell Knox	75-70-145	\$2,500.00
CUT	Seung-yul Noh	68-77-145	\$2,500.00
CUT	Matt Every	73-72-145	\$2,500.00
CUT	Davis Love III	72-73-145	\$2,500.00
CUT	Johan Kok	78-67-145	\$2,500.00
CUT	Kevin Na	74-72-146	\$2,500.00
CUT	David Hearn	74-72-146	\$2,500.00
CUT	Ross Fisher	73-73-146	\$2,500.00
CUT	Stuart Deane	75-71-146	\$2,500.00
CUT	Paul Casey	74-72-146	\$2,500.00
CUT	Steven Bowditch	74-72-146	\$2,500.00
CUT	Jamie Broce	74-72-146	\$2,500.00
CUT	Chris Kirk	74-72-146	\$2,500.00
CUT	Keegan Bradley	74-72-146	\$2,500.00
CUT	Roberto Castro	73-73-146	\$2,500.00
CUT	Ryo Ishikawa	72-74-146	\$2,500.00
CUT	Hideito Tanihara	74-72-146	\$2,500.00
CUT	Y.E. Yang	75-71-146	\$2,500.00
CUT	Rory Sabbatini	75-71-146	\$2,500.00
CUT	Harris English	74-72-146	\$2,500.00
CUT	Eric Williamson	74-73-147	\$2,500.00
CUT	George Coetzee	73-74-147	\$2,500.00

Place	Player	Score	Winnings
CUT	Webb Simpson	73-74-147	\$2,500.00
CUT	Chesson Hadley	74-73-147	\$2,500.00
CUT	Stewart Cink	72-75-147	\$2,500.00
CUT	Stephen Gallacher	70-77-147	\$2,500.00
CUT	Charles Howell III	73-74-147	\$2,500.00
CUT	George McNeill	73-75-148	\$2,500.00
CUT	John Daly	76-72-148	\$2,500.00
CUT	Darren Clarke	79-69-148	\$2,500.00
CUT	Jordan Spieth	71-77-148	\$2,500.00
CUT	Tiger Woods	74-74-148	\$2,500.00
CUT	Pablo Larrazabal	79-69-148	\$2,500.00
CUT	Hyung-Sung Kim	73-75-148	\$2,500.00
CUT	John Senden	75-74-149	\$2,500.00
CUT	Rod Perry	74-75-149	\$2,500.00
CUT	Scott Stallings	71-78-149	\$2,500.00
CUT	Miguel Angel Jiménez	72-77-149	\$2,500.00
CUT	Thongchai Jaidee	71-79-150	\$2,500.00
CUT	Will MacKenzie	76-74-150	\$2,500.00
CUT	Thomas Bjørn	75-75-150	\$2,500.00
CUT	Steve Schnitner	72-78-150	\$2,500.00
CUT	Bob Sowards	75-75-150	\$2,500.00
CUT	Keegan Bradley	69-72-72-66-279	\$93,166.66
22T	Michael Thompson	72-67-72-69-280	\$75,000.00
22T	David Lynn	69-69-71-71-280	\$75,000.00
22T	Matt Kuchar	67-66-76-71-280	\$75,000.00
25T	Bill Haas	68-70-71-72-281	\$58,750.00
25T	Robert Garrigus	67-68-74-72-281	\$58,750.00
25T	Webb Simpson	72-64-73-72-281	\$58,750.00
25T	Rob Corcoran	76-77-153	\$2,500.00
29T	Rich Beem	74-79-153	\$2,500.00
29T	Mark Brooks	78-79-157	\$2,500.00
29T	Jim McGovern	83-74-157	\$2,500.00
29T	Matteo Manassero	80-77-157	\$2,500.00
29T	David McNabb	77-80-157	\$2,500.00
29T	David Hronek	81-77-158	\$2,500.00
29T	Jerry Smith	80-78-158	\$2,500.00
29T	Dave Tentis	79-79-158	\$2,500.00
33T	Aaron Krueger	84-77-161	\$2,500.00
33T	Frank Espósito	83-78-161	\$2,500.00
33T	Dustin Volk	81-82-163	\$2,500.00
33T	Matt Pesta	79-89-168	\$2,500.00
W/D	Kiradech Aphibarnrat	72	\$2,500.00
W/D	Ben Crane	74	\$2,500.00
W/D	Boo Weekley	80	\$2,500.00
W/D	Ángel Cabrera	82	\$2,500.00
W/D	Jason Dufner		\$2,500.00
D/Q	Cameron Tringale	69-71-71-69-280	\$2,500.00

Championship Summary

Place	Player	Score	Winnings
1	Jason Dufner	68-63-71-68-270	\$1,445,000.00
2	Jim Furyk	65-68-68-71-272	\$865,000.00
3	Henrik Stenson	68-66-69-70-273	\$545,000.00
4	Jonas Blixt	68-70-66-70-274	\$385,000.00
5T	Scott Piercy	67-71-72-65-275	\$304,000.00
5T	Adam Scott	65-68-72-70-275	\$304,000.00
7	David Toms	71-69-69-67-276	\$259,000.00
8T	Dustin Johnson	72-71-65-69-277	\$206,250.00
8T	Jason Day	67-71-72-67-277	\$206,250.00
8T	Zach Johnson	69-70-70-68-277	\$206,250.00
8T	Rory McIlroy	69-71-67-70-277	\$206,250.00
12T	Graeme McDowell	70-69-73-66-278	\$132,785.71
12T	Marc Leishman	70-70-70-68-278	\$132,785.71
12T	Boo Weekley	72-69-70-67-278	\$132,785.71
12T	Mark Warren	74-67-68-69-278	\$132,785.71
12T	Kevin Streelman	70-72-66-70-278	\$132,785.71
12T	Steve Stricker	68-67-70-73-278	\$132,785.71
12T	Roberto Castro	68-69-71-70-278	\$132,785.71
19T	Hideki Matsuyama	72-68-73-66-279	\$93,166.66
19T	Rickie Fowler	70-68-72-69-279	\$93,166.66
19T	Keegan Bradley	69-72-72-66-279	\$93,166.66
22T	Michael Thompson	72-67-72-69-280	\$75,000.00
22T	David Lynn	69-69-71-71-280	\$75,000.00
22T	Matt Kuchar	67-66-76-71-280	\$75,000.00
25T	Bill Haas	68-70-71-72-281	\$58,750.00
25T	Robert Garrigus	67-68-74-72-281	\$58,750.00
25T	Webb Simpson	72-64-73-72-281	\$58,750.00
25T	Rob Corcoran	76-77-153	\$2,500.00
29T	Rich Beem	74-79-153	\$2,500.00
29T	Mark Brooks	78-79-157	\$2,500.00
29T	Jim McGovern	83-74-157	\$2,500.00
29T	Matteo Manassero	80-77-157	\$2,500.00
29T	David McNabb	77-80-157	\$2,500.00
29T	David Hronek	81-77-158	\$2,500.00
29T	Jerry Smith	80-78-158	\$2,500.00
29T	Dave Tentis	79-79-158	\$2,500.00
33T	Aaron Krueger	84-77-161	\$2,500.00
33T	Frank Espósito	83-78-161	\$2,500.00
33T	Dustin Volk	81-82-163	\$2,500.00
33T	Matt Pesta	79-89-168	\$2,500.00
40T	D.A. Points	73-70-72-69-284	\$26,000.00
40T	Tiger Woods	71-70-73-70-284	\$26,000.00
40T	Danny Willett	73-70-72-69-284	\$26,000.00
40T	Thorbjørn Olesen	71-70-74-69-284	\$26,000.00
40T	J.J. Henry	71-71-73-69-284	\$26,000.00
40T	Charley Hoffman	69-6	

PGA CHAMPIONSHIP 2012

Champion: Rory McIlroy

Rory McIlroy had all the tools at his command in the 94th PGA Championship, registering a legendary performance and validating his record-setting 2011 U.S. Open Championship by blowing away the field at The Ocean Course on Kiawah Island. McIlroy closed in a style befitting golf royalty by knocking home a birdie putt from 25 feet on the 18th hole for a 6-under-par 66 and a 13-under-par 275 total. His eight-stroke victory broke the PGA Championship record for victory margin that Jack Nicklaus set in 1980. The

Site: The Ocean Course, Kiawah Island, South Carolina
Date: Aug. 9-12
Purse: \$8 Million
Par: 36-36-72 (7,676 yards)
Field: 156 **Cut:** at 150



since Seve Ballesteros to win two majors. Returning to the course Sunday morning to complete nine holes of a rain-delayed third round, McIlroy separated himself from the field by offsetting a bogey at 13 with birdies at 15 and 16. His third-round 67 gave him a three-stroke lead. He was bogey free for his final 23 holes, and no one came closer than two strokes. Former No. 100-ranked David Lynn of England, 38, who made his American debut, closed with a 68 to finish runner-up.

Championship Summary

Place	Player	Score	Winnings
1	Rory McIlroy	67-75-67-66-275	\$1,445,000.00
2	David Lynn	73-74-68-68-283	\$865,000.00
3T	Carl Pettersson	66-74-72-72-284	\$384,500.00
3T	Ian Poulter	70-71-74-69-284	\$384,500.00
3T	Justin Rose	69-79-70-66-284	\$384,500.00
3T	Keegan Bradley	68-77-71-68-284	\$384,500.00
7T	Steve Stricker	74-73-67-71-285	\$226,000.00
7T	Jamie Donaldson	69-73-73-70-285	\$226,000.00
7T	Peter Hanson	69-75-70-71-285	\$226,000.00
7T	Blake Adams	71-72-75-67-285	\$226,000.00
11T	Ben Curtis	69-77-73-67-286	\$143,285.71
11T	Tim Clark	71-73-73-69-286	\$143,285.71
11T	Adam Scott	68-75-70-73-286	\$143,285.71
11T	Bubba Watson	73-75-70-68-286	\$143,285.71
11T	Tiger Woods	69-71-74-72-286	\$143,285.71
11T	Graeme McDowell	68-76-71-71-286	\$143,285.71
11T	Geoff Ogilvy	68-78-70-70-286	\$143,285.71
18T	Bo Van Pelt	73-73-67-74-287	\$99,666.67
18T	John Daly	68-77-73-69-287	\$99,666.67
18T	Padraig Harrington	70-76-69-72-287	\$99,666.67
21T	Robert Garrigus	74-73-74-67-288	\$72,666.67
21T	Joost Luiten	68-76-75-69-288	\$72,666.67
21T	Jimmy Walker	73-75-67-73-288	\$72,666.67
21T	Seung-yul Noh	74-75-74-65-288	\$72,666.67
21T	Louis Oosthuizen	70-79-70-69-288	\$72,666.67
21T	Pat Perez	69-76-71-72-288	\$72,666.67
27T	Marc Leishman	74-72-71-72-289	\$51,900.00
27T	Trevor Immelman	71-72-70-76-289	\$51,900.00
27T	Miguel Angel Jimenez	69-77-72-71-289	\$51,900.00
27T	Jason Dufner	74-76-68-71-289	\$51,900.00
27T	Thorbjorn Olesen	75-74-71-69-289	\$51,900.00
32T	Luke Donald	74-76-74-66-290	\$42,625.00
32T	Greg Chalmers	70-76-72-72-290	\$42,625.00
32T	Bill Haas	75-73-69-73-290	\$42,625.00
32T	John Senden	73-74-72-71-290	\$42,625.00
36T	Marcel Siem	72-73-71-75-291	\$34,750.00
36T	Vijay Singh	71-69-74-77-291	\$34,750.00
36T	Y.E. Yang	73-74-74-70-291	\$34,750.00
36T	Phil Mickelson	73-71-73-74-291	\$34,750.00
36T	Freddie Jacobson	71-75-73-72-291	\$34,750.00
36T	Rich Beem	72-76-72-71-291	\$34,750.00
42T	Aaron Baddeley	68-75-74-75-292	\$25,750.00
42T	Jim Furyk	72-77-70-73-292	\$25,750.00
42T	J.J. Henry	72-77-70-73-292	\$25,750.00
42T	Martin Laird	71-74-79-68-292	\$25,750.00
42T	Gary Woodland	67-79-75-71-292	\$25,750.00
42T	David Toms	72-78-72-70-292	\$25,750.00
48T	Dustin Johnson	71-79-72-71-293	\$18,625.00
48T	Scott Piercy	68-78-69-293	\$18,625.00
48T	Paul Lawrie	73-75-71-74-293	\$18,625.00
48T	Retief Goosen	73-75-75-70-293	\$18,625.00
48T	Ernie Els	72-75-73-73-293	\$18,625.00
48T	Thomas Bjorn	70-79-74-70-293	\$18,625.00
54T	K.J. Choi	69-77-75-73-294	\$16,810.00
54T	Darren Clarke	73-76-72-73-294	\$16,810.00

Place	Player	Score	Winnings
54T	Brendon de Jonge	71-78-72-73-294	\$16,810.00
54T	Sangmoon Bae	72-78-71-73-294	\$16,810.00
54T	Francesco Molinari	70-75-74-75-294	\$16,810.00
59T	Charl Schwartzel	70-77-74-74-295	\$16,100.00
59T	Ryo Ishikawa	69-77-79-70-295	\$16,100.00
61	K.T. Kim	69-77-77-73-296	\$15,900.00
62T	Gonzalo Fernandez-Castaño	67-78-75-77-297	\$15,650.00
62T	Ken Duke	71-78-74-74-297	\$15,650.00
62T	Chez Reavie	74-76-73-74-297	\$15,650.00
62T	George McNeill	71-78-76-70-297	\$15,650.00
66T	Alex Noren	67-80-73-78-298	\$15,350.00
66T	Marcus Fraser	74-75-78-71-298	\$15,350.00
68T	Toru Taniguchi	72-76-78-73-299	\$15,150.00
68T	John Huh	72-78-79-70-299	\$15,150.00
70	Zach Johnson	72-73-76-79-300	\$15,000.00
71	Matt Every	72-76-74-82-304	\$14,900.00
72	Cameron Tringale	69-78-77-82-306	\$14,800.00
CUT	Webb Simpson	79-72-151	\$2,500.00
CUT	Johnson Wagner	75-76-151	\$2,500.00
CUT	Tej Potter, Jr.	74-77-151	\$2,500.00
CUT	Hiroyuki Fujita	72-79-151	\$2,500.00
CUT	Sergio Garcia	76-75-151	\$2,500.00
CUT	Nicolas Colasarts	77-78-151	\$2,500.00
CUT	Thomas Aiken	72-79-151	\$2,500.00
CUT	Robert Allenby	75-76-151	\$2,500.00
CUT	Anders Hansen	72-79-151	\$2,500.00
CUT	Davis Love III	72-79-151	\$2,500.00
CUT	Bernd Wiesberger	72-79-151	\$2,500.00
CUT	George Coetzee	73-78-151	\$2,500.00
CUT	William McGirt	73-79-152	\$2,500.00
CUT	Rafa Cabrera Bello	71-81-152	\$2,500.00
CUT	Jonathan Byrd	73-79-152	\$2,500.00
CUT	Robert Karlsson	74-78-152	\$2,500.00
CUT	Stewart Cink	74-78-152	\$2,500.00
CUT	Jason Day	72-80-152	\$2,500.00
CUT	Ryan Moore	73-79-152	\$2,500.00
CUT	Hunter Mahan	72-80-152	\$2,500.00
CUT	Mark Wilson	76-76-152	\$2,500.00
CUT	Bob Sowards	75-77-152	\$2,500.00
CUT	Lee Westwood	72-77-152	\$2,500.00
CUT	Scott Stallings	74-79-153	\$2,500.00
CUT	Matteo Manassero	71-82-153	\$2,500.00
CUT	Bryce Molder	75-78-153	\$2,500.00
CUT	Simon Dyson	73-80-153	\$2,500.00
CUT	Jeff Coston	74-79-153	\$2,500.00
CUT	Charles Howell III	76-77-153	\$2,500.00
CUT	Thongchai Jaidee	73-80-153	\$2,500.00
CUT	Branden Grace	74-79-153	\$2,500.00
CUT	Chris Stroud	73-81-154	\$2,500.00
CUT	Michael Thompson	73-81-154	\$2,500.00
CUT	Brendan Jones	76-78-154	\$2,500.00
CUT	Matt Kuchar	72-82-154	\$2,500.00
CUT	John Rollins	72-82-154	\$2,500.00
CUT	Rickie Fowler	74-80-154	\$2,500.00
CUT	Mike Small	76-78-154	\$2,500.00

Place	Player	Score	Winnings
CUT	Brandt Snedeker	77-78-155	\$2,500.00
CUT	Nick Watney	73-82-155	\$2,500.00
CUT	Rory Sabbatini	73-82-155	\$2,500.00
CUT	Jeff Overton	74-81-155	\$2,500.00
CUT	Shaun Micheal	72-83-155	\$2,500.00
CUT	Alan Morin	74-81-155	\$2,500.00
CUT	Darrell Kestner	75-80-155	\$2,500.00
CUT	Lucas Glover	77-78-155	\$2,500.00
CUT	Bud Cauley	80-75-155	\$2,500.00
CUT	Spencer Levin	78-78-156	\$2,500.00
CUT	Roger Chapman	78-78-156	\$2,500.00
CUT	Angel Cabrera	76-80-156	\$2,500.00
CUT	Daniel Balin	77-79-156	\$2,500.00
CUT	Pablo Larrazabal	77-80-157	\$2,500.00
CUT	Charlie Wi	79-78-157	\$2,500.00
CUT	Kelly Michum	76-81-157	\$2,500.00
CUT	Ryan Palmer	71-86-157	\$2,500.00
CUT	Rod Perry	75-82-157	\$2,500.00
CUT	Charley Hoffman	81-76-157	\$2,500.00
CUT	Mitch Lowe	79-79-158	\$2,500.00
CUT	Martin Kaymer	79-79-158	\$2,500.00
CUT	Brian Cairns	75-83-158	\$2,500.00
CUT	Tommy Gainey	77-81-158	\$2,500.00
CUT	Kyle Stanley	80-78-158	\$2,500.00
CUT	Jeev Milkha Singh	76-83-159	\$2,500.00
CUT	Alvaro Quiros	76-83-159	\$2,500.00
CUT	D.A. Points	73-87-160	\$2,500.00
CUT	José María Olazábal	74-86-160	\$2,500.00
CUT	Mark Brooks	78-82-160	\$2,500.00
CUT	Frank Bensel	84-76-160	\$2,500.00
CUT	Matt Dobyns	81-79-160	\$2,500.00
CUT	Brian Gaffney	76-85-161	\$2,500.00
CUT	Brian Davis	75-87-162	\$2,500.00
CUT	Marty Jertson	80-82-162	\$2,500.00
CUT	Robert Rock	76-86-162	\$2,500.00
CUT	Paul Scalletta	75-87-162	\$2,500.00
CUT	Corey Pugh	78-85-163	\$2,500.00
CUT	Mark R. Brown	78-86-164	\$2,500.00
CUT	Paul Casey	79-85-164	\$2,500.00
CUT	Bill Murchison III	82-86-168	\$2,500.00
CUT	Michael Frye	79-90-169	\$2,500.00
CUT	Doug Wade	83-93-176	\$2,500.00
W/D	Sean O'Hair		
W/D	Kevin Na		
W/D	Scott Verplank		
D/Q	Michael Hoey	78	\$2,500.00

PGA CHAMPIONSHIP 2011

Champion: Keegan Bradley

Trailing by five strokes with just three holes to play, Keegan Bradley rallied over a crucible quartet of holes at Atlanta Athletic Club's Highlands Course to become the first major champion using a belly putter, and just the third player in nearly a century to win a major championship in his first attempt. He closed regulation play with a 2-under-par 68 to match Jason Dufner, who shot a final-round 69, at 8-under-par 272. Bradley's finish included back-to-back birdies at the 16th and 17th holes to force a three-hole aggregate-hole playoff. He opened the playoff on the 16th hole by hitting his approach to four feet after Dufner's approach nearly

Site: Atlanta Athletic Club (Highlands Course), Johns Creek, Georgia
Date: Aug. 11-14
Purse: \$8 Million
Par: 35-35-70 (7,467 yards)
Field: 156 **Cut:** at 144, 75 players advanced



hit the flag-stick and rolled six feet past. When Bradley made his birdie putt, it was his first outright lead of the day. He added a two-putt par at 17 and then reached the 471-yard 18th hole in regulation, his ball landing just inside Dufner's. Though Dufner made his final putt, Bradley's tap-in made him only

the third player in nearly a century to win a major championship in his first try, joining Francis Ouimet (1913 U.S. Open) and Ben Curtis (2003 Open Championship) in that exclusive club. Bradley also is one of eight PGA Champions (following Melvin "Chick" Harbert, Doug Ford, Jack Burke Jr., Dave Marr, Raymond Floyd, Davis Love III and Rich Beem) who is the son of a PGA Professional. Denmark's Anders Hansen was a stroke back in third after a 66; 2001 Champion David Toms (67) and Sweden's Robert Karlsson (67), who suffered three straight bogeys after coming within a stroke of the lead, shared fourth with Scott Verplank (70) at 275.

Championship Summary

Place	Player	Score	Winnings
1P	Keegan Bradley	71-64-69-68-272	\$1,445,000.00
2P	Jason Dufner	70-65-68-69-272	\$865,000.00
3	Anders Hansen	68-69-70-66-273	\$545,000.00
4T	Robert Karlsson	70-71-67-67-275	\$331,000.00
4T	David Toms	72-71-65-67-275	\$331,000.00
4T	Scott Verplank	67-69-69-70-275	\$331,000.00
7	Adam Scott	69-69-70-68-276	\$259,000.00
8T	Lee Westwood	71-68-70-68-277	\$224,500.00
8T	Luke Donald	70-71-68-68-277	\$224,500.00
10T	Kevin Na	72-69-70-67-278	\$188,000.00
10T	D.A. Points	69-67-71-71-278	\$188,000.00
12T	Nick Watney	70-71-68-70-279	\$132,785.71
12T	Charl Schwartzel	71-71-66-71-279	\$132,785.71
12T	Steve Stricker	63-74-69-73-279	\$132,785.71
12T	Trevor Immelman	69-71-71-68-279	\$132,785.71
12T	Sergio Garcia	72-69-69-69-279	\$132,785.71
12T	Bill Haas	68-73-69-69-279	\$132,785.71
12T	Gary Woodland	70-70-71-68-279	\$132,785.71
19T	Matt Kuchar	81-76-157	\$81,214.28
19T	Brian Davis	69-73-69-69-280	\$81,214.28
19T	John Senden	68-68-72-72-280	\$81,214.28
19T	Brendan Steele	69-68-66-77-280	\$81,214.28
19T	Ryan Palmer	71-70-69-70-280	\$81,214.28
19T	Phil Mickelson	71-70-69-70-280	\$81,214.28
19T	Hunter Mahan	72-72-66-70-280	\$81,214.28
26T	Scott Piercy	71-68-71-71-281	\$51,062.50
26T	Bubba Watson	74-68-70-69-281	\$51,062.50
26T	Mark Wilson	69-71-71-70-281	\$51,062.50
26T	Brendon de Jonge	68-72-69-72-281	\$51,062.50
26T	Robert Allenby	72-70-71-68-281	\$51,062.50
26T	Spencer Levin	71-70-68-72-281	\$51,062.50
26T	Jerry Kelly	65-73-74-69-281	\$51,062.50
26T	Charles Howell III	72-68-73-68-281	\$51,062.50
34T	Francesco Molinari	72-71-67-72-282	\$40,000.00
34T	Alex Noren	70-72-68-72-282	\$40,000.00
34T	Chris Kirk	72-72-69-69-282	\$40,000.00
37T	Matteo Manassero	68-74-71-70-283	\$36,250.00
37T	Ben Crane	71-72-66-74-283	\$36,250.00
39T	John Edfors	71-70-73-70-284	\$30,250.00
39T	Harrison Frazer	72-69-72-71-284	\$30,250.00
39T	K.J. Choi	70-73-69-72-284	\$30,250.00
39T	Jim Furyk	71-65-73-75-284	\$30,250.00
39T	Bill Lunde	71-71-69-73-284	\$30,250.00
39T	Ian Poulter	74-68-70-72-284	\$30,250.00
45T	Andres Romero	72-70-74-69-285	\$21,500.00
45T	Pablo Larrazabal	70-73-76-66-285	\$21,500.00
45T	Seung-yul Noh	71-70-75-69-285	\$21,500.00
45T	Yuta Ikeda	73-68-72-72-285	\$21,500.00

PGA CHAMPIONSHIP 2010

Champion: Martin Kaymer

Germany's Martin Kaymer emerged victorious from a three-hole playoff with Bubba Watson at Whistling Straits, posting a winning even-par total in the overtime drama to become his country's first PGA Champion and second to win one of golf's four majors. The dramatics, however, were more compelling prior to the playoff, when Dustin Johnson - clinging to a one-stroke lead standing on the 18th tee - saw his chances for glory erased due to a rule violation in a tiny sand bunker on the right-hand side of the fairway. Johnson had placed his 4-iron behind the ball, unaware that it was part of a bunker. He went on to pitch to

Site: Whistling Straits (Straits Course), Kohler, Wisconsin
Date: Aug. 12-15
Purse: \$7.5 Million
Par: 36-36-72 (7,507 yards)
Field: 156 **Cut:** at 145, 71 players advanced



seven feet of the hole, just missing a par putt that was to have been a Championship-winning stroke. However, he incurred a two-stroke penalty for grounding his club in a bunker outside the ropes and missed the playoff. Kaymer, who won after tying for eighth in the year's U.S. Open and sharing seventh

at the Open Championship, began the final day four strokes behind third-round leader Nick Watney and finished regulation tied with Watson at 11-under-par 277. Watson birdied the first playoff hole and Kaymer the second. Then Watson went for the green out of thick rough from 206 yards at the 18th, the third playoff hole, and put his ball into Seven Mile Creek, 40 yards short of the green. After seeing what happened to Watson, Kaymer chipped back to the fairway before putting a 7-iron third shot 15 feet from the hole. Watson took a penalty stroke on his way to a double bogey. Kaymer two-putted for a bogey and victory.

PGA CHAMPIONSHIP 2009

Champion: Y.E. Yang

South Korea's Y.E. Yang, 37, established a historic milestone on a course known for surprise finishes by delivering the biggest shocker of them all chasing down, outplaying and dethroning Tiger Woods on a Sunday. Yang became the first male Asian player to win one of golf's four major championships. Trailing Woods by nine strokes after the fifth hole of his second round, Yang's record PGA comeback wasn't complete until he drilled a 210-yard 3-hybrid approach at 18 that soared up and over a tree, cleared a greenside

Site: Hazeltine National Golf Club, Chaska, Minnesota
Date: Aug. 13-16
Purse: \$7.5 Million
Par: 36-36-72 (7,674 yards)
Field: 156 **Cut:** at 148, 80 players advanced



bunker and came to rest 12 feet from the flagstick. Holing the birdie putt gave him a 2-under-par 70, accentuated by a fist pump amidst the roar of a massive gallery at Hazeltine National Golf Club. His

8-under-par 280 total was good enough for a three-stroke triumph over Woods, whose closing 75 bore no resemblance to the same player who had a perfect 14-for-14 slate after sharing or holding the lead of a major entering the final round. Hazeltine National, hosting its fourth major and second PGA Championship, served up the longest course in major championship history at 7,674 yards.

Championship Summary

Place	Player	Score	Winnings
1P	Martin Kaymer	72-68-67-70-277	\$1,350,000.00
2P	Bubba Watson	68-71-70-68-277	\$810,000.00
3T	Rory McIlroy	71-68-67-72-278	\$435,000.00
3T	Zach Johnson	69-70-69-70-278	\$435,000.00
5T	Jason Dufner	73-66-69-71-279	\$270,833.33
5T	Steve Elkington	71-70-67-71-279	\$270,833.33
5T	Dustin Johnson	71-68-67-73-279	\$270,833.33
8T	WC Liang	72-71-64-73-280	\$210,000.00
8T	Camilo Villegas	71-71-70-68-280	\$210,000.00
10T	Matt Kuchar	67-69-73-74-281	\$175,800.00
10T	Jason Day	69-72-66-74-281	\$175,800.00
12T	Simon Dyson	71-71-68-72-282	\$138,050.00
12T	Paul Casey	72-71-70-69-282	\$138,050.00
12T	Bryce Molder	72-67-70-73-282	\$138,050.00
12T	Phil Mickelson	73-69-73-67-282	\$138,050.00
16T	D.A. Points	70-72-70-71-283	\$110,050.00
16T	Robert Karlsson	71-71-71-70-283	\$110,050.00
18T	Stewart Cink	77-68-66-73-284	\$84,733.33
18T	Ernie Els	68-74-69-73-284	\$84,733.33
18T	Stephen Gallacher	71-69-72-72-284	\$84,733.33
18T	Nick Watney	69-68-66-81-284	\$84,733.33
18T	Steve Stricker	72-72-68-72-284	\$84,733.33
18T	Charl Schwartzel	73-69-72-70-284	\$84,733.33
24T	Carl Pettersson	71-70-71-73-285	\$58,600.00
24T	Jim Furyk	70-68-70-77-285	\$58,600.00
24T	J.B. Holmes	72-66-77-70-285	\$58,600.00
24T	Simon Khan	69-70-71-75-285	\$58,600.00
28T	Troy Matteson	72-72-70-72-286	\$46,700.00
28T	Bo Van Pelt	73-67-72-74-286	\$46,700.00
28T	Seung-yul Noh	68-71-72-75-286	\$46,700.00
28T	David Horsey	72-71-69-74-286	\$46,700.00
28T	Tiger Woods	71-70-72-73-286	\$46,700.00
33T	David Toms	74-71-67-75-287	\$37,133.33
33T	Heath Slocum	73-72-68-74-287	\$37,133.33
33T	Edoardo Molinari	71-72-70-74-287	\$37,133.33
33T	Francesco Molinari	68-73-71-75-287	\$37,133.33
33T	Ryan Palmer	71-68-75-73-287	\$37,133.33
33T	Gonzalo Fernandez-Castaño	70-73-73-71-287	\$37,133.33
39T	Brian Davis	71-72-69-76-288	\$25,933.33
39T	Tim Clark	72-71-70-75-288	\$25,933.33
39T	Ben Crane	73-68-73-74-288	\$25,933.33
39T	K.J. Choi	74-69-71-74-288	\$25,933.33
39T	Hunter Mahan	74-71-68-75-288	\$25,933.33
39T	Justin Leonard	73-69-73-73-288	\$25,933.33
39T	Brandt Snedeker	75-70-67-76-288	\$25,933.33
39T	Adam Scott	72-73-71-72-288	\$25,933.33
39T	Vijay Singh	73-66-73-76-288	\$25,933.33
48T	Shaun Micheel	73-69-76-71-289	\$16,971.43
48T	K.T. Kim	70-72-71-76-289	\$16,971.43
48T	Marc Leishman	71-73-72-73-289	\$16,971.43
48T	Charles Howell III	69-74-72-74-289	\$16,971.43
48T	Darren Clarke	74-70-72-73-289	\$16,971.43
48T	Brendon de Jonge	74-66-74-75-289	\$16,971.43
48T	Martin Laird	70-74-72-73-289	\$16,971.43
55T	Retief Goosen	76-68-74-72-290	\$15,750.00

Place	Player	Score	Winnings
55T	Tom Lehman	74-70-73-73-290	\$15,750.00
55T	Davis Love III	73-72-72-73-290	\$15,750.00
58T	Peter Hanson	71-71-71-78-291	\$15,225.00
58T	Kevin Na	74-71-71-75-291	\$15,225.00
58T	Grégory Bourdy	70-70-75-76-291	\$15,225.00
58T	Rickie Fowler	73-71-70-77-291	\$15,225.00
62T	Rhys Davies	71-71-75-75-292	\$14,716.67
62T	Chad Campbell	70-70-78-74-292	\$14,716.67
62T	Fredrik Andersson Hed	74-71-74-73-292	\$14,716.67
65T	Brian Gay	72-70-71-80-293	\$14,450.00
65T	Ryan Moore	69-76-72-76-293	\$14,450.00
67	D.J. Trahan	72-73-74-75-294	\$14,300.00
68T	Stuart Appleby	72-73-73-77-295	\$14,150.00
68T	Rob Labritz	73-71-74-77-295	\$14,150.00
70	Ross McGowan	73-72-71-81-297	\$14,000.00
71	Jeff Overton	74-71-74-79-298	\$13,900.00
CUT	Kenny Perry	73-73-146	\$2,500.00
CUT	Louis Oosthuizen	71-75-146	\$2,500.00
CUT	John Merrick	70-76-146	\$2,500.00
CUT	Chris Wood	78-68-146	\$2,500.00
CUT	Tim Theelen	78-74-152	\$2,500.00
CUT	Michael Sim	70-76-146	\$2,500.00
CUT	Boo Weekley	76-70-146	\$2,500.00
CUT	Matt Bettencourt	72-74-146	\$2,500.00
CUT	Padraig Harrington	75-71-146	\$2,500.00
CUT	Freddie Jacobson	76-70-146	\$2,500.00
CUT	Raphael Jacquelin	78-68-146	\$2,500.00
CUT	Søren Kjeldsen	73-73-146	\$2,500.00
CUT	Jerry Kelly	75-71-146	\$2,500.00
CUT	Yuta Ikeda	71-75-146	\$2,500.00
CUT	Kevin Stadler	74-72-146	\$2,500.00
CUT	Graeme McDowell	76-71-147	\$2,500.00
CUT	Thongchai Jaidee	70-77-147	\$2,500.00
CUT	Bill Haas	73-74-147	\$2,500.00
CUT	Anders Hansen	75-80-155	\$2,500.00
CUT	Lucas Glover	74-73-147	\$2,500.00
CUT	Sergio Garcia	78-69-147	\$2,500.00
CUT	Scott Verplank	74-73-147	\$2,500.00
CUT	Vaughn Taylor	73-74-147	\$2,500.00
CUT	Troy Pare	73-74-147	\$2,500.00
CUT	Rory Sabbatini	76-71-147	\$2,500.00
CUT	John Senden	77-70-147	\$2,500.00
CUT	Alvaro Quiros	74-74-148	\$2,500.00
CUT	Justin Rose	74-74-148	\$2,500.00
CUT	Mike Weir	74-74-148	\$2,500.00
CUT	Jimmy Walker	71-77-148	\$2,500.00
CUT	Y.E. Yang	72-76-148	\$2,500.00
CUT	Stephen Ames	71-77-148	\$2,500.00
CUT	Ben Curtis	73-75-148	\$2,500.00
CUT	Miguel Angel Jiménez	75-73-148	\$2,500.00
CUT	Mitch Lowe	71-77-148	\$2,500.00
CUT	Danny Willett	74-74-148	\$2,500.00
CUT	Ricky Barnes	75-74-149	\$2,500.00
CUT	Derek Lamely	77-72-149	\$2,500.00
CUT	Ángel Cabrera	72-77-149	\$2,500.00

Place	Player	Score	Winnings
CUT	Jason Bohn	77-72-149	\$2,500.00
CUT	Hirofumi Fujita	74-75-149	\$2,500.00
CUT	Luke Donald	72-77-149	\$2,500.00
CUT	Anthony Kim	74-75-149	\$2,500.00
CUT	Charlie Wi	74-75-149	\$2,500.00
CUT	Kevin Sutherland	74-75-149	\$2,500.00
CUT	Geoff Ogilvy	74-75-149	\$2,500.00
CUT	Sean O'Hair	75-75-150	\$2,500.00
CUT	George McNeill	75-75-150	\$2,500.00
CUT	Ryo Ishikawa	76-74-150	\$2,500.00
CUT	Bill Lunde	76-74-150	\$2,500.00
CUT	Soren Hansen	77-73-150	\$2,500.00
CUT	Trevor Immelman	74-76-150	\$2,500.00
CUT	Shane Lowry	71-79-150	\$2,500.00
CUT	Matt Jones	74-77-151	\$2,500.00
CUT	Scott Hebert	75-76-151	\$2,500.00
CUT	Tetsuji Hiratsuka	74-77-151	\$2,500.00
CUT	Oliver Wilson	76-75-151	\$2,500.00
CUT	Sonny Skinner	73-78-151	\$2,500.00
CUT	Mike Small	78-74-152	\$2,500.00
CUT	Koumei Oda	78-74-152	\$2,500.00
CUT	Stu Ingraham	77-75-152	\$2,500.00
CUT	Ross Fisher	78-74-152	\$2,500.00
CUT	Daniel Balin	75-77-152	\$2,500.00
CUT	Paul Goydos	80-73-153	\$2,500.00
CUT	Kris Blanks	73-80-153	\$2,500.00
CUT	Ryan Benzel	79-74-153	\$2,500.00
CUT	Tim Petrovic	75-78-153	\$2,500.00
CUT	Cameron Beckman	79-75-154	\$2,500.00
CUT	Kyle Flinton	76-78-154	\$2,500.00
CUT	Mark Brooks	80-75-155	\$2,500.00
CUT	Rich Steinmetz	75-80-155	\$2,500.00
CUT	Henrik Stenson	80-75-155	\$2,500.00
CUT	Rob Moss	78-77-155	\$2,500.00
CUT	David Husted	75-80-155	\$2,500.00
CUT	Jason Schumh	82-74-156	\$2,500.00
CUT	Bruce Smith	81-75-156	\$2,500.00
CUT	Robert McClellan	75-81-156	\$2,500.00
CUT	Steve Marino	74-82-156	\$2,500.00
CUT	Chip Sullivan	83-75-158	\$2,500.00
CUT	Corey Pavin	79-80-159	\$2,500.00
CUT	Keith Ohr	78-81-159	\$2,500.00
CUT	Mark Sheffig	82-79-161	\$2,500.00
CUT	Colin Montgomerie	79-83-162	\$2,500.00
W/D	Ian Poulter	72-72-77-221	\$2,500.00
W/D	John Daly	76	\$2,500.00

Championship Summary

Place	Player	Score	Winnings
1	Y.E. Yang	73-70-67-70-280	\$1,350,000.00
2	Tiger Woods	67-70-71-75-283	\$810,000.00
3T	Lee Westwood	70-72-73-70-285	\$435,000.00
3T	Rory McIlroy	71-73-71-70-285	\$435,000.00
5	Lucas Glover	71-70-71-74-286	\$300,000.00
6T	Martin Kaymer	73-70-71-73-287	\$233,125.00
6T	Søren Kjeldsen	70-73-70-74-287	\$233,125.00
6T	Ernie Els	75-68-70-74-287	\$233,125.00
6T	Henrik Stenson	73-71-68-75-287	\$233,125.00
10T	John Merrick	72-72-74-70-288	\$150,633.33
10T	Graeme McDowell	70-75-71-72-288	\$150,633.33
10T	Francesco Molinari	74-73-69-72-288	\$150,633.33
10T	Zach Johnson	74-73-70-71-288	\$150,633.33
10T	Padraig Harrington	68-73-69-78-288	\$150,633.33
10T	Dustin Johnson	72-73-73-70-288	\$150,633.33
16T	Tim Clark	76-68-71-74-289	\$106,566.67
16T	Hunter Mahan	69-75-74-71-289	\$106,566.67
16T	Vijay Singh	69-72-75-73-289	\$106,566.67
19T	Corey Pavin	73-71-71-75-290	\$81,760.00
19T	Ian Poulter	72-70-76-72-290	\$81,760.00
19T	Michael Allen	74-71-72-73-290	\$81,760.00
19T	Ross Fisher	73-68-73-76-290	\$81,760.00
19T	Oliver Wilson	74-72-72-72-290	\$81,760.00
24T	Brendan Jones	71-70-73-77-291	\$53,112.50
24T	Robert Allenby	69-75-75-72-291	\$53,112.50
24T	Stephen Ames	74-71-70-76-291	\$53,112.50
24T	K.J. Choi	73-72-73-73-291	\$53,112.50
24T	Ben Curtis	73-72-73-73-291	\$53,112.50
24T	Alvaro Quiros	69-76-69-77-291	\$53,112.50
24T	Scott McCarron	75-72-71-73-291	\$53,112.50
24T	John Rollins	73-73-68-77-291	\$53,112.50
32T	Kevin Sutherland	73-72-74-73-292	\$40,387.50
32T	Jeff Overton	72-74-75-71-292	\$40,387.50
32T	Steve Flesch	74-73-69-76-292	\$40,387.50
32T	Gonzalo Fernandez-Castaño	70-77-73-72-292	\$40,387.50
36T	Soren Hansen	72-76-74-71-293	\$31,735.71
36T	Thongchai Jaidee	70-76-73-74-293	\$31,735.71
36T	Miguel Angel Jiménez	75-73-71-74-293	\$31,735.71
36T	Fred Couples	74-74-73-72-293	\$31,735.71
36T	Woody Austin	73-73-73-74-293	\$31,735.71
36T	David Toms	69-75-72-77-293	\$31,735.71
36T	Boo Weekley	74-74-71-74-293	\$31,735.71
43T	Charl Schwartzel	76-70-72-76-294	\$21,112.50
43T	Geoff Ogilvy	71-73-78-72-294	\$21,112.50
43T	Kevin Na	73-75-71-75-294	\$21,112.50
43T	Kenny Perry	74-70-78-72-294	\$21,112.50
43T	Chad Campbell	74-73-73-74-294	\$21,112.50
43T	Rich Beem	71-76-75-72-294	\$21,112.5

PGA CHAMPIONSHIP 2008

Champion: Padraig Harrington

Ireland's Padraig Harrington carved his way into history at the 90th PGA Championship, capturing his third major championship and second in a span of three weeks. In the process, he snatched the Championship from Sergio Garcia over the final few holes. Harrington, 36, became the first European in the modern era to win the British Open and PGA Championship in succession, and the first to win the PGA Championship since Scotland's Tommy Armour in 1930. Harrington put together back-to-back rounds of 4-under-par 66, completing 27 holes on the final day after the third round was suspended by mid-afternoon rain. Harrington's

Site: Oakland Hills Country Club, Bloomfield Township, Michigan
Date: Aug. 7-10
Purse: \$7.5 Million
Par: 35-35-70 (7,445 yards)
Field: 156 **Cut:** at 148, 73 players advanced



chances faded with bogeys on two of his final four holes. Garcia closed with a 68 and Curtis a 71 to share runner-up honors at 279. Sweden's Henrik Stenson posted a 72 that left him and Colombia's Camilo Villegas, who had a 68, sharing fourth at 281. The PGA Championship featured the year's strongest field, despite the absence of two-time defending PGA Champion Tiger Woods (who was sidelined while recovering from knee surgery). The Championship had 93 of the top 100 world-ranked players, including 68 international players representing 20 countries.

signature moments came on the final three holes, where he made pressure putt after putt, including a 15-footer for par at No. 18. Harrington's winning 72-hole total of 3-under-par 277 was good for a two-stroke margin over Spain's Garcia and America's Ben Curtis, the 2003 British Open champion, whose

PGA CHAMPIONSHIP 2007

Champion: Tiger Woods

Tiger Woods withstood back-nine challenges by Woody Austin and Ernie Els at steamy Southern Hills to earn a fourth PGA Championship, a 13th major title and move a notch closer to the 18-major standard set by Jack Nicklaus. Woods finished with a 1-under-par 69 for a two-stroke victory over Austin, who ground his way to a 67 for his best finish in any major championship. Els finished three strokes back in third, the victim of a faulty putter. Woods entered the final round with a three-stroke lead and slipped only once, a three-putt bogey on the 14th hole. He rebounded

Site: Southern Hills Country Club, Tulsa, Oklahoma
Date: Aug. 9-12
Purse: \$7 Million
Par: 35-35-70 (7,121 yards)
Field: 156 **Cut:** at 145, 71 players advanced



quickly, sinking a birdie putt at 15, pointing as the ball fell in the cup. He followed by running off three consecutive pars to secure the Championship. Woods' perfect 13-for-13 major championship performance after either sharing or leading alone

after 54 holes remains a trademark in a career full of records. His 13 majors tied the great Bobby Jones, and he is one PGA Championship shy of the record shared by Nicklaus and Walter Hagen. Woods jumped back into the Championship after an opening 71 by thrilling the Southern Hills galleries with a second-round 63, his lowest round in a major. He tied the Southern Hills course record first set by Raymond Floyd in 1982, and would go on to become just the fifth player out of 21 to shoot 63 in a major who would record a victory.

Championship Summary

Place	Player	Score	Winnings
1	Padraig Harrington	71-74-66-66-277	\$1,350,000.00
2T	Sergio Garcia	69-73-69-68-279	\$660,000.00
2T	Ben Curtis	73-67-68-71-279	\$660,000.00
4T	Henrik Stenson	71-70-68-72-281	\$330,000.00
4T	Camilo Villegas	74-72-67-68-281	\$330,000.00
6	Steve Flesch	73-70-70-69-282	\$270,000.00
7T	Andres Romero	69-78-65-72-284	\$231,250.00
7T	Phil Mickelson	70-73-71-70-284	\$231,250.00
9T	Justin Rose	73-67-74-71-285	\$176,725.00
9T	Jeev Milkha Singh	68-74-70-73-285	\$176,725.00
9T	Alastair Forsyth	73-72-70-70-285	\$176,725.00
9T	Charlie Wi	70-70-71-74-285	\$176,725.00
13T	Ken Duke	69-73-73-71-286	\$137,250.00
13T	Aaron Baddeley	71-71-71-73-286	\$137,250.00
15T	Stuart Appleby	76-70-69-72-287	\$107,060.00
15T	Paul Casey	72-74-72-69-287	\$107,060.00
15T	David Toms	72-69-72-74-287	\$107,060.00
15T	Graeme McDowell	74-72-68-73-287	\$107,060.00
15T	Prayad Marksang	76-70-68-73-287	\$107,060.00
20T	Angel Cabrera	70-72-72-74-288	\$78,900.00
20T	Brian Gay	70-74-72-72-288	\$78,900.00
20T	Robert Karlsson	68-77-71-72-288	\$78,900.00
20T	Boo Weekley	72-71-79-66-288	\$78,900.00
24T	Mark Brown	77-69-74-69-289	\$57,000.00
24T	Freddie Jacobson	75-71-70-73-289	\$57,000.00
24T	Retief Goosen	72-74-69-74-289	\$57,000.00
24T	Brandt Snedeker	71-71-74-73-289	\$57,000.00
24T	Nicholas Thompson	71-72-73-73-289	\$57,000.00
29T	Jim Furyk	71-77-70-72-290	\$47,550.00
29T	J.B. Holmes	71-68-70-81-290	\$47,550.00
31T	Paul Goydos	74-69-73-75-291	\$38,825.00
31T	Ernie Els	71-75-70-75-291	\$38,825.00
31T	Robert Allenby	76-72-72-71-291	\$38,825.00
31T	Chris DiMarco	75-72-72-72-291	\$38,825.00
31T	D.J. Trahan	72-71-76-72-291	\$38,825.00
31T	Ian Poulter	74-71-73-73-291	\$38,825.00
31T	Sean O'Hair	69-73-76-73-291	\$38,825.00
31T	Geoff Ogilvy	73-74-74-70-291	\$38,825.00
39T	Rory Sabbatini	72-73-73-74-292	\$30,200.00
39T	Steve Stricker	71-75-77-69-292	\$30,200.00
39T	Steve Elkington	71-73-73-75-292	\$30,200.00
42T	Michael Campbell	73-71-75-74-293	\$24,500.00
42T	Briny Baird	71-72-73-77-293	\$24,500.00
42T	John Senden	76-72-72-73-293	\$24,500.00
42T	Tom Lehman	74-70-75-74-293	\$24,500.00
42T	Mike Weir	73-75-71-74-293	\$24,500.00
47T	Dean Wilson	73-73-77-71-294	\$18,070.00
47T	Billy Mayfair	69-78-75-72-294	\$18,070.00
47T	Carl Pettersson	71-74-76-73-294	\$18,070.00
47T	Michael Allen	70-75-71-78-294	\$18,070.00
47T	Charles Howell III	72-76-77-69-294	\$18,070.00
52T	Peter Hanson	71-73-75-76-295	\$16,250.00
52T	Chad Schwartzel	77-70-73-75-295	\$16,250.00
52T	John Merrick	73-75-70-77-295	\$16,250.00
55T	James Kingston	72-76-74-74-296	\$15,750.00

Place	Player	Score	Winnings
55T	Tim Clark	76-72-73-75-296	\$15,750.00
55T	Anthony Kim	70-75-74-77-296	\$15,750.00
58T	Justin Leonard	74-71-72-80-297	\$15,375.00
58T	Pat Perez	73-73-79-72-297	\$15,375.00
60T	Steve Marino	73-74-75-76-298	\$15,000.00
60T	John Mallinger	72-75-77-74-298	\$15,000.00
60T	Chez Reavie	78-70-78-72-298	\$15,000.00
63T	Corey Pavin	75-73-73-78-299	\$14,500.00
63T	Kevin Sutherland	76-71-77-75-299	\$14,500.00
63T	Paul Azinger	72-76-76-75-299	\$14,500.00
63T	Mark Calcavecchia	71-76-76-76-299	\$14,500.00
63T	Niclas Fasth	73-73-75-78-299	\$14,500.00
68T	Hiroyuki Fujita	77-70-76-77-300	\$14,150.00
68T	Peter Lonard	74-74-74-78-300	\$14,150.00
70	Bubba Watson	75-73-77-76-301	\$14,000.00
71	Richard Green	71-77-79-76-303	\$13,900.00
72	Rocco Mediate	73-74-72-85-304	\$13,800.00
73	Louis Oosthuizen	76-72-81-77-306	\$13,700.00
CUT	Tom Pernice Jr.	75-74-149	\$2,500.00
CUT	Ryan Moore	70-79-149	\$2,500.00
CUT	Soren Hansen	75-74-149	\$2,500.00
CUT	Soren Hansen	75-74-149	\$2,500.00
CUT	Bob Tway	78-71-149	\$2,500.00
CUT	Todd Hamilton	76-73-149	\$2,500.00
CUT	Frank Espósito	71-78-149	\$2,500.00
CUT	Zach Johnson	76-73-149	\$2,500.00
CUT	Brendan Jones	71-78-149	\$2,500.00
CUT	Rich Beem	73-76-149	\$2,500.00
CUT	Fred Couples	76-73-149	\$2,500.00
CUT	Simon Dyson	73-76-149	\$2,500.00
CUT	John Daly	74-75-149	\$2,500.00
CUT	Daniel Chopra	74-76-150	\$2,500.00
CUT	Mark Brooks	74-76-150	\$2,500.00
CUT	Richard S. Johnson	75-75-150	\$2,500.00
CUT	J.J. Henry	76-74-150	\$2,500.00
CUT	Jay Haas	73-77-150	\$2,500.00
CUT	Vaughn Taylor	78-72-150	\$2,500.00
CUT	Adam Scott	77-73-150	\$2,500.00
CUT	Nick O'Hern	74-76-150	\$2,500.00
CUT	Rod Pampling	70-81-151	\$2,500.00
CUT	Steve Lowery	74-77-151	\$2,500.00
CUT	Heath Stocum	74-77-151	\$2,500.00
CUT	Scott Strange	73-78-151	\$2,500.00
CUT	Anders Hansen	76-76-151	\$2,500.00
CUT	Miguel Angel Jiménez	73-78-151	\$2,500.00
CUT	Stewart Cink	75-76-151	\$2,500.00
CUT	K.J. Choi	78-73-151	\$2,500.00
CUT	Darren Clarke	75-76-151	\$2,500.00
CUT	Don Yrene	75-76-151	\$2,500.00
CUT	Chad Campbell	76-76-152	\$2,500.00
CUT	Stephen Ames	77-75-152	\$2,500.00
CUT	Tommy Armour III	79-73-152	\$2,500.00
CUT	Vijay Singh	76-76-152	\$2,500.00
CUT	Jyoti Randhawa	77-75-152	\$2,500.00
CUT	Davis Love III	77-75-152	\$2,500.00

Place	Player	Score	Winnings
CUT	Hennie Otto	76-76-152	\$2,500.00
CUT	Alan Morin	76-76-152	\$2,500.00
CUT	Parker McLachlin	76-77-153	\$2,500.00
CUT	Jerry Kelly	79-74-153	\$2,500.00
CUT	Sonny Skinner	78-75-153	\$2,500.00
CUT	Trevor Immelman	76-77-153	\$2,500.00
CUT	Soren Hansen	77-76-153	\$2,500.00
CUT	Ross Fisher	77-76-153	\$2,500.00
CUT	Tim Weinhart	74-79-153	\$2,500.00
CUT	Martin Kaymer	75-79-154	\$2,500.00
CUT	Sam Arnold	80-74-154	\$2,500.00
CUT	Bart Bryant	77-77-154	\$2,500.00
CUT	Toru Taniguchi	79-75-154	\$2,500.00
CUT	Steve Webster	78-76-154	\$2,500.00
CUT	Scott Verplank	77-78-155	\$2,500.00
CUT	Cliff Kresge	83-72-155	\$2,500.00
CUT	George McNeill	78-77-155	\$2,500.00
CUT	Ryan Benzel	77-78-155	\$2,500.00
CUT	Ben Crane	75-80-155	\$2,500.00
CUT	Jim Estes	79-76-155	\$2,500.00
CUT	Lee Westwood	77-78-155	\$2,500.00
CUT	Oliver Wilson	78-77-155	\$2,500.00
CUT	Mathew Goggins	81-75-156	\$2,500.00
CUT	Scott Hebert	80-76-156	\$2,500.00
CUT	Peter Hedblom	76-80-156	\$2,500.00
CUT	Rick Leibold	78-78-156	\$2,500.00
CUT	Jeff Quinney	81-75-156	\$2,500.00
CUT	Tim Thelen	81-76-157	\$2,500.00
CUT	Greg Kraft	78-79-157	\$2,500.00
CUT	Jeff Martin	78-79-157	\$2,500.00
CUT	Ryuji Imada	80-77-157	\$2,500.00
CUT	Jonathan Byrd	75-82-157	\$2,500.00
CUT	Woody Austin	79-79-158	\$2,500.00
CUT	Kyle Flinton	79-79-158	\$2,500.00
CUT	Brad Martin	77-81-158	\$2,500.00
CUT	Curt Sanders	78-80-158	\$2,500.00
CUT	Pablo Larrazabal	80-78-158	\$2,500.00
CUT	Nick Dougherty	77-82-159	\$2,500.00
CUT	Hunter Mahan	81-79-160	\$2,500.00
CUT	Colin Montgomerie	76-84-160	\$2,500.00
CUT	Eric Dugas	87-74-161	\$2,500.00
CUT	David Long	80-82-162	\$2,500.00
CUT	Vince Jewell	85-78-163	\$2,500.00
CUT	Eric Manning	81-88-163	\$2,500.00
CUT	Brad Dean	86-84-170	\$2,500.00
W/D	Kenny Perry	79	\$2,500.00

Championship Summary

Place	Player	Score	Winnings
1	Tiger Woods	71-63-69-69-272	\$1,260,000.00
2	Woody Austin	68-70-69-67-274	\$756,000.00
3	Ernie Els	72-68-69-66-275	\$476,000.00
4T	Arron Oberholser	68-72-70-69-279	\$308,000.00
4T	John Senden	69-70-69-71-279	\$308,000.00
6T	Geoff Ogilvy	69-68-74-69-280	\$227,500.00
6T	Trevor Immelman	75-70-66-69-280	\$227,500.00
6T	Simon Dyson	73-71-72-64-280	\$227,500.00
9T	Boo Weekley	76-69-65-71-281	\$170,333.33
9T	Kevin Sutherland	73-69-68-71-281	\$170,333.33
9T	Scott Verplank	70-66-74-71-281	\$170,333.33
12T	Adam Scott	72-68-70-72-282	\$119,833.33
12T	Justin Rose	70-73-70-69-282	\$119,833.33
12T	Anders Hansen	71-71-71-69-282	\$119,833.33
12T	Stephen Ames	68-69-69-76-282	\$119,833.33
12T	Stuart Appleby	73-68-72-69-282	\$119,833.33
12T	K.J. Choi	71-71-68-72-282	\$119,833.33
18T	Joe Durant	71-73-70-70-284	\$81,600.00
18T	Pat Perez	70-69-77-68-284	\$81,600.00
18T	Hunter Mahan	71-73-72-68-284	\$81,600.00
18T	Brandt Snedeker	74-71-69-70-284	\$81,600.00
18T	Ken Duke	73-71-69-71-284	\$81,600.00
23T	Camilo Villegas	69-71-74-71-285	\$51,000.00
23T	Heath Stocum	72-70-72-71-285	\$51,000.00
23T	Steve Stricker	77-68-69-71-285	\$51,000.00
23T	Kenny Perry	72-72-71-70-285	\$51,000.00
23T	Ian Poulter	71-73-70-71-285	\$51,000.00
23T	Peter Hanson	72-71-69-73-285	\$51,000.00
23T	Retief Goosen	70-71-74-70-285	\$51,000.00
23T	Nathan Green	75-68-67-75-285	\$51,000.00
23T	Jeff Flesch	72-73-68-72-285	\$51,000.00
32T	John Daly	67-73-73-73-286	\$34,750.00
32T	Luke Donald	72-71-70-73-286	\$34,750.00
32T	Stewart Cink	72-70-72-72-286	\$34,750.00
32T	Bart Bryant	74-70-72-70-286	\$34,750.00
32T	Shaun Micheal	73-71-70-72-286	\$34,750.00
32T	Phil Mickelson	73-69-75-69-286	\$34,750.00
32T	Lee Westwood	69-74-75-68-286	\$34,750.00
32T	Brett Wetterich	74-71-70-71-286	\$34,750.00
40T	Paul Casey	72-70-74-71-287	\$27,350.00
40T	Richard Green	72-73-70-72-287	\$27,350.00
42T	Padraig Harrington	69-73-72-74-288	\$20,850.00
42T	Niclas Fasth	71-68-79-70-288	\$20,850.00
42T	Charles Howell III	75-70-72-71-288	\$20,850.00
42T	Darren Clarke	77-66-71-74-288	\$20,850.00
42T	David Toms	71-74-71-72-288	\$20,850.00
42T	Colin Montgomerie	72-73-73-70-288	\$20,850.00
42T	Rod Pampling	70-	

PGA CHAMPIONSHIP 2006

Champion: Tiger Woods

Tiger Woods walked off Medinah's No. 3 Course for the second time in six years in victory, collecting a third PGA Championship, his 12th major title and accomplishing what no previous winner achieved in the process -- an honorary membership, courtesy of the club's hierarchy quickly making the vote official.

Woods overwhelmed his competition with much the same bravado that he exhibited early in his career, closing with a workmanlike 4-under-par 68 for a n 18-under-par 270 and a five-stroke victory, and leaving only Nicklaus and his 18 titles in his path.

Site: Medinah Country Club, Medinah, Illinois
Date: Aug. 17-20
Purse: \$6.8 Million
Par: 36-36-72 (7,561 yards)
Field: 156 **Cut:** at 144, 70 players advanced



He opened the final round with a 10-foot birdie to take the lead from playing partner Luke Donald and never looked back, cruising on the longest course in major Championship history: The No. 3 Course was stretched to 7,561 yards, 35 yards longer than

the 2004 PGA Championship at Whistling Straits in Kohler, Wis. Woods also is the first player in history to win at least two majors in two consecutive years. Shaun Mischeel, the 2003 PGA Champion, elevated his own game at a course that he said reminded him of his Championship at Oak Hill Country Club in Rochester, N.Y. But his closing 69 was not enough to challenge. Donald, bidding to become the first European-born PGA Champion since Tommy Armour in 1930, slumped to a 74 and finished tied for third at 276 with Australia's Adam Scott, who had a 67, and Spain's Sergio Garcia, who posted a 70.

Championship Summary

Place	Player	Score	Winnings
1	Tiger Woods	69-68-65-68-270	\$1,224,000.00
2	Shaun Mischeel	69-70-67-69-275	\$734,400.00
3T	Adam Scott	71-69-69-67-276	\$353,600.00
3T	Luke Donald	68-68-66-74-276	\$353,600.00
3T	Sergio Garcia	69-70-67-70-276	\$353,600.00
6	Mike Weir	72-67-65-73-277	\$244,800.00
7T	Steve Stricker	72-67-70-69-278	\$207,875.00
7T	K.J. Choi	73-67-67-71-278	\$207,875.00
9T	Geoff Ogilvy	69-68-68-74-279	\$165,000.00
9T	Ian Poulter	70-70-68-71-279	\$165,000.00
9T	Ryan Moore	71-72-67-69-279	\$165,000.00
12T	Sean O'Hair	72-70-70-68-280	\$134,500.00
12T	Chris DiMarco	71-70-67-72-280	\$134,500.00
14T	Tim Herron	69-67-72-73-281	\$115,000.00
14T	Henrik Stenson	68-68-73-72-281	\$115,000.00
16T	David Toms	71-67-71-73-282	\$94,000.00
16T	Phil Mickelson	69-71-68-74-282	\$94,000.00
16T	Ernie Els	71-70-72-69-282	\$94,000.00
16T	Woody Austin	71-69-69-73-282	\$94,000.00
20T	Robert Altenby	68-74-71-70-283	\$71,250.00
20T	Jonathan Byrd	69-72-74-68-283	\$71,250.00
20T	Harrison Frazar	69-72-69-73-283	\$71,250.00
20T	Fred Funk	69-69-74-71-283	\$71,250.00
24T	Steve Flesch	72-71-69-72-284	\$53,100.00
24T	Anders Hansen	72-71-70-71-284	\$53,100.00
24T	Chad Campbell	71-72-75-66-284	\$53,100.00
24T	Stewart Cink	68-74-73-69-284	\$53,100.00
24T	Tim Clark	70-69-75-70-284	\$53,100.00
29T	Robert Karlsson	71-73-69-72-285	\$41,100.00
29T	Jim Furyk	70-72-69-74-285	\$41,100.00
29T	Heath Slocum	73-70-72-70-285	\$41,100.00
29T	Lee Westwood	69-72-71-73-285	\$41,100.00
29T	Dean Wilson	74-70-74-67-285	\$41,100.00
34T	Davis Love III	68-69-73-76-286	\$34,500.00
34T	Retief Goosen	70-73-68-75-286	\$34,500.00
34T	Trevor Immelman	73-71-70-72-286	\$34,500.00
37T	Richard Green	73-69-73-72-287	\$29,250.00
37T	Billy Mayfair	69-69-73-76-287	\$29,250.00
37T	Graeme McDowell	75-68-72-72-287	\$29,250.00
37T	J.B. Holmes	71-70-68-78-287	\$29,250.00
41T	Daniel Chopra	72-67-76-73-288	\$23,080.00
41T	Chris Riley	66-72-73-77-288	\$23,080.00
41T	Justin Rose	73-70-70-75-288	\$23,080.00
41T	J.J. Henry	68-73-73-74-288	\$23,080.00
41T	Billy Andrade	67-69-78-74-288	\$23,080.00
46T	Olin Browne	75-66-73-75-289	\$19,025.00
46T	Lucas Glover	66-74-77-72-289	\$19,025.00
46T	Jerry Kelly	70-74-74-72-290	\$17,300.00
49T	Rich Beem	75-69-72-75-291	\$15,533.34
49T	Joey Sindelar	74-70-73-74-291	\$15,533.34
49T	Nathan Green	71-71-74-75-291	\$15,533.34
49T	Kenny Perry	72-71-71-77-291	\$15,533.34
49T	Ryan Palmer	70-73-72-76-291	\$15,533.34
49T	Corey Pavin	72-71-72-76-291	\$15,533.34
55T	José María Olazábal	72-68-75-77-292	\$14,320.00

Place	Player	Score	Winnings
55T	Hideto Tanihara	73-71-78-70-292	\$14,320.00
55T	Stuart Appleby	70-73-79-70-292	\$14,320.00
55T	Stephen Ames	74-69-74-75-292	\$14,320.00
55T	Aaron Baddeley	70-74-75-73-292	\$14,320.00
60T	Ben Curtis	72-72-73-76-293	\$13,750.00
60T	Steve Lowery	70-72-76-75-293	\$13,750.00
62T	Jeff Maggert	75-68-78-74-295	\$13,425.00
62T	Jason Gore	70-73-75-77-295	\$13,425.00
62T	Charles Warren	73-70-77-75-295	\$13,425.00
65T	Bob Tway	72-71-75-78-296	\$13,175.00
65T	Miguel Ángel Jiménez	70-73-75-78-296	\$13,175.00
67	David Howell	71-71-73-82-297	\$13,025.00
68T	Jay Haas	75-68-74-83-300	\$12,875.00
68T	Don Vrene	71-72-77-80-300	\$12,875.00
70	Jim Kane	71-71-80-79-301	\$12,725.00
CUT	Greg Owen	74-71-145	\$2,500.00
CUT	Arron Oberholser	75-70-145	\$2,500.00
CUT	Anthony Wall	73-72-145	\$2,500.00
CUT	Vijay Singh	73-72-145	\$2,500.00
CUT	Rory Sabbatini	72-73-145	\$2,500.00
CUT	Brett Quigley	76-69-145	\$2,500.00
CUT	Mike Small	72-73-145	\$2,500.00
CUT	David Duval	73-72-145	\$2,500.00
CUT	Zach Johnson	71-74-145	\$2,500.00
CUT	Charles Howell III	79-75-145	\$2,500.00
CUT	Ángel Cabrera	74-71-145	\$2,500.00
CUT	Charl Schwartzel	72-73-145	\$2,500.00
CUT	Chris Couch	74-71-145	\$2,500.00
CUT	Bob Estes	74-72-146	\$2,500.00
CUT	Camilo Villegas	75-71-146	\$2,500.00
CUT	Michael Campbell	70-76-146	\$2,500.00
CUT	John Daly	71-75-146	\$2,500.00
CUT	Bart Bryant	72-74-146	\$2,500.00
CUT	Andrew Buckley	73-73-146	\$2,500.00
CUT	Brandt Jobe	76-70-146	\$2,500.00
CUT	Robert Gomez	70-76-146	\$2,500.00
CUT	Brad Faxon	70-76-146	\$2,500.00
CUT	Craig Thomas	76-70-146	\$2,500.00
CUT	Wes Short, Jr.	72-74-146	\$2,500.00
CUT	Jesper Parnevik	71-75-146	\$2,500.00
CUT	Pat Perez	73-73-146	\$2,500.00
CUT	John Rollins	73-73-146	\$2,500.00
CUT	Justin Leonard	75-71-146	\$2,500.00
CUT	Shigeki Maruyama	76-70-146	\$2,500.00
CUT	Nick O'Hern	74-73-147	\$2,500.00
CUT	Lee Rinker	72-75-147	\$2,500.00
CUT	Rod Pamplung	71-76-147	\$2,500.00
CUT	Jeff Sluman	74-73-147	\$2,500.00
CUT	Paul Azinger	74-73-147	\$2,500.00
CUT	Paul Casey	74-73-147	\$2,500.00
CUT	Fred Couples	71-76-147	\$2,500.00
CUT	John Senden	75-72-147	\$2,500.00
CUT	John Bickerton	73-74-147	\$2,500.00
CUT	Gregory Bisconti	70-78-148	\$2,500.00
CUT	Scott Verplank	72-76-148	\$2,500.00

Place	Player	Score	Winnings
CUT	Stephen Dodd	73-75-148	\$2,500.00
CUT	Bradley Dredge	75-73-148	\$2,500.00
CUT	Craig Barlow	70-78-148	\$2,500.00
CUT	Mark Brooks	73-75-148	\$2,500.00
CUT	Niclas Fasth	74-74-148	\$2,500.00
CUT	Kenneth Ferrie	70-78-148	\$2,500.00
CUT	Andres Romero	71-77-148	\$2,500.00
CUT	Carl Pettersson	72-76-148	\$2,500.00
CUT	Nick Price	75-73-148	\$2,500.00
CUT	Ted Purdy	73-75-148	\$2,500.00
CUT	Colin Montgomerie	77-71-148	\$2,500.00
CUT	Peter Lonard	70-78-148	\$2,500.00
CUT	Tom Lehman	77-71-148	\$2,500.00
CUT	Chris Wiemers	73-76-149	\$2,500.00
CUT	Vaughn Taylor	71-78-149	\$2,500.00
CUT	Padraig Harrington	75-74-149	\$2,500.00
CUT	Ben Crane	72-77-149	\$2,500.00
CUT	Johan Edfors	76-73-149	\$2,500.00
CUT	Thomas Bjorn	80-70-150	\$2,500.00
CUT	Jason Bohm	77-73-150	\$2,500.00
CUT	Paul Broadhurst	74-76-150	\$2,500.00
CUT	Gonzalo Fernandez-Castaño	75-75-150	\$2,500.00
CUT	Kelly Mitchell	71-79-150	\$2,500.00
CUT	Tim Weinhart	77-74-151	\$2,500.00
CUT	Chip Sullivan	79-72-151	\$2,500.00
CUT	Steve Schneider	72-79-151	\$2,500.00
CUT	John Aber	78-73-151	\$2,500.00
CUT	Simon Khan	74-77-151	\$2,500.00
CUT	Bernhard Langer	76-75-151	\$2,500.00
CUT	Nick Dougherty	80-72-152	\$2,500.00
CUT	Alan Schulte	75-77-152	\$2,500.00
CUT	Larry Nelson	80-72-152	\$2,500.00
CUT	Jeffrey Cranford	77-75-152	\$2,500.00
CUT	Jerry Haas	74-79-153	\$2,500.00
CUT	Brett Wetterlich	76-77-153	\$2,500.00
CUT	Tom Pernice Jr.	77-76-153	\$2,500.00
CUT	Kirk Triplett	75-78-153	\$2,500.00
CUT	S.K. Ho	74-79-153	\$2,500.00
CUT	Freddie Jacobson	72-69-73-153	\$2,500.00
CUT	Todd Hamilton	77-76-153	\$2,500.00
CUT	Richard S. Johnson	79-76-155	\$2,500.00
CUT	Ron Philo, Jr.	82-73-155	\$2,500.00
CUT	Mark R. Brown	80-77-157	\$2,500.00
CUT	Barry Evans	81-79-160	\$2,500.00
CUT	Sam Arnold	78-84-162	\$2,500.00
W/D	Mark Calcavecchia	77	\$2,500.00
W/D	Dudley Hart	78	\$2,500.00

PGA CHAMPIONSHIP 2005

Champion: Phil Mickelson

Phil Mickelson made superlative use of two weeks of preparations for the 87th PGA Championship, making a pilgrimage to Baltusrol Golf Club and later returning to execute his game plan to perfection. He capped the dramatics by making a flop shot from the rough from some 50 feet away for a two-foot tap-in birdie and a one-stroke victory in just the third Monday, weather-related finish in a PGA Championship.

Site: Baltusrol Golf Club (Lower Course), Springfield, New Jersey
Date: Aug. 11-14
Purse: \$6.5 Million
Par: 35-35-70 (7,186 yards)
Field: 156 **Cut:** at 145, 75 players advanced



Mickelson led or shared the lead throughout a steamy week in Springfield, N.J. His second major

championship came a day after 12 players were unable to finish a day earlier due to a passing thunderstorm. Mickelson's final-round 2-over-par 72 was good for a winning total of 4-under-par 276, a stroke better than Denmark's Thomas Bjorn and Australia's Steve Elkington, the 1995 PGA Champion. Two-time PGA Champion Tiger Woods finished fourth with Davis Love III at 278.

Championship Summary

Place	Player	Score	Winnings
1	Phil Mickelson	67-65-72-72-276	\$1,170,000.00
2T	Thomas Bjorn	71-71-63-72-277	\$572,000.00
2T	Steve Elkington	68-70-68-71-277	\$572,000.00
4T	Davis Love III	68-68-68-74-278	\$286,000.00
4T	Tiger Woods	75-69-66-68-278	\$286,000.00
6T	Geoff Ogilvy	69-69-72-69-279	\$201,500.00
6T	Pat Perez	68-71-67-73-279	\$201,500.00
6T	Michael Campbell	73-68-69-69-279	\$201,500.00
6T	Retief Goosen	68-70-69-72-279	\$201,500.00
10T	Dudley Hart	70-73-66-71-280	\$131,800.00
10T	Steve Flesch	70-71-69-70-280	\$131,800.00
10T	Ted Purdy	69-75-70-66-280	\$131,800.00
10T	David Toms	71-72-69-68-280	\$131,800.00
10T	Vijay Singh	70-67-69-74-280	\$131,800.00
15T	Charles Howell III	70-71-68-72-281	\$102,500.00
15T	Stuart Appleby	69-70-69-75-281	\$102,500.00
17T	Tim Clark	71-73-70-68-282	\$82,500.00
17T	Trevor Immelman	67-72-72-71-282	\$82,500.00
17T	Zach Johnson	70-70-73-69-282	\$82,500.00
17T	Lee Westwood	68-68-71-75-282	\$82,500.00
17T	Bo Van Pelt	70-70-68-74-282	\$82,500.00
17T	Joe Ogilvy	74-68-69-71-282	\$82,500.00
23T	Tom Pernice Jr.	69-73-69-72-283	\$56,400.00
23T	Kenny Perry	69-70-70-74-283	\$56,400.00
23T	Paul McGinley	72-70-72-69-283	\$56,400.00
23T	Shingo Katayama	71-66-74-72-283	\$56,400.00
23T	Sergio Garcia	72-70-71-70-283	\$56,400.00
28T	Stewart Cink	71-72-66-75-284	\$41,500.00
28T	Bob Estes	71-72-73-68-284	\$41,500.00
28T	Chad Campbell	71-71-70-72-284	\$41,500.00
28T	Arron Oberholser	74-68-69-73-284	\$41,500.00
28T	Jesper Parnevik	68-69-72-75-284	\$41,500.00
28T	Vaughn Taylor	75-69-71-69-284	\$41,500.00
34T	Scott Verplank	71-72-71-71-285	\$31,916.67
34T	Ben Curtis	67-73-67-78-285	\$31,916.67
34T	Jim Furyk	72-71-69-73-285	\$31,916.67
34T	Jerry Kelly	70-65-74-76-285	\$31,916.67
34T	Freddie Jacobson	72-69-73-71-285	\$31,916.67
34T	Jason Bohm	71-68-68-78-285	\$31,916.67
40T	Miguel Ángel Jiménez	72-72-69-73-286	\$22,300.00
40T	K.J. Choi	71-70-73-72-286	\$22,300.00
40T	Ben Crane	68-76-72-70-286	\$22,300.00
40T	Steve Schneider	72-72-72-70-286	\$22,300.00
40T	Adam Scott	74-69-72-71-286	\$22,300.00
40T	Patrick Sheehan	73-71-71-71-286	\$22,300.00
40T	John Rollins	68-71-73-74-286	\$22,300.00
47T	Heath Slocum	68-75-73-71-287	\$15,370.84
47T	Henrik Stenson	74-67-75-71-28	

PGA CHAMPIONSHIP 2004

Champion: Vijay Singh

Vijay Singh, who couldn't buy a birdie putt for 18 holes, finally hit paydirt in overtime to capture his third major title, the 86th PGA Championship at Whistling Straits in Kohler, Wis. Fiji's most famous sportsman earned his second PGA Championship, and first since 1998, while winning a record \$1.125 million from a \$6.25 million purse.

Singh accomplished his feat on a course that was the longest (7,536 yards) in major championship history and among a field featuring 95 of the world's top 100 ranked players. His closing 4-over-par

Site: Whistling Straits (Straits Course), Kohler, Wisconsin
Date: Aug. 12-15
Purse: \$6,250,000
Par: 36-36-72 (7,536 yards)
Field: 156 **Cut:** at 146, 73 players advanced



19th hole - the uphill, 361-yard, par-4 10th - followed by two pars in the three-hole cumulative-score playoff. It was just enough to defeat Justin Leonard and Chris DiMarco. Singh became the fourth oldest to win a PGA Championship at 41 years, five months and 23 days. His closing 76 was the highest score by a major championship winner since Reg

Whitcombe's 78 at Royal St. George's in the 1938 Open Championship.

76 was the third-highest final round by a major championship winner and good for a 72-hole total of 8-under-par 280. Singh made his only birdie of the day a timely one, sinking a five-foot putt on his

PGA CHAMPIONSHIP 2003

Champion: Shaun Micheel

In a year when unknowns became stars, Shaun Micheel fit into the storyline by making his way to Oak Hill Country Club to compete in the 85th PGA Championship in Rochester, N.Y. Playing on the outskirts of a city renowned for its inventiveness - in optical science, photocopiers and photo processing - Micheel capped the week by producing his own "Kodak moment." His 7-iron approach to within two inches of the 72nd hole - a shot which he and caddie Bob Szczeny judged to be 175 yards - left an indelible stamp

Site: Oak Hill Country Club, Rochester, New York
Date: Aug. 14-17
Purse: \$5,938,000
Par: 35-35-70 (7,134 yards)
Field: 156 **Cut:** at 148, 78 players advanced



on a topsy-turvy Championship. The season's final major featured the year's strongest field - 96 of the top 100 ranked players, just two players shy of the 2002 all-time record. The Championship also

yielded the largest international contingent in PGA Championship history - 60 players representing 20 countries - which also was the most for any U.S. major championship this year. Chad Campbell, who began the final round tied with Micheel at 4-under-par, dueted the final 18 holes, coming within a stroke after a Micheel bogey on the 17th

hole. Campbell finished with a 72 and 278, while South Africa's Tim Clark was third at 279 after a 69. Alex Cejka of the Czech Republic ended fourth at 280 after a 69.

Championship Summary

Place	Player	Score	Winnings
1P	Vijay Singh	67-68-69-76-280	\$1,125,000.00
2P	Chris DiMarco	68-70-71-71-280	\$550,000.00
2P	Justin Leonard	66-69-70-75-280	\$550,000.00
4T	Ernie Els	66-70-72-73-281	\$267,500.00
4T	Chris Riley	69-70-69-73-281	\$267,500.00
6T	Paul McGinley	69-74-70-69-282	\$196,000.00
6T	Phil Mickelson	69-72-67-74-282	\$196,000.00
6T	K.J. Choi	68-71-73-70-282	\$196,000.00
9T	Ben Crane	70-74-69-70-283	\$152,000.00
9T	Robert Allenby	71-70-72-70-283	\$152,000.00
9T	Stephen Ames	68-71-69-75-283	\$152,000.00
9T	Adam Scott	71-71-69-72-283	\$152,000.00
13T	Aaron Oberholser	73-71-70-70-284	\$110,250.00
13T	Darren Clarke	65-71-72-76-284	\$110,250.00
13T	Brian Davis	70-71-69-74-284	\$110,250.00
13T	Brad Faxton	71-71-70-72-284	\$110,250.00
17T	Matt Gogel	71-71-69-74-285	\$76,857.14
17T	Freddie Jacobson	72-70-70-73-285	\$76,857.14
17T	Stewart Cink	73-70-70-72-285	\$76,857.14
17T	Stuart Appleby	68-75-72-70-285	\$76,857.14
17T	David Toms	72-72-69-72-285	\$76,857.14
17T	Loren Roberts	68-72-70-75-285	\$76,857.14
17T	Jean-Francois Remyes	72-71-70-72-285	\$76,857.14
24T	Shaun Micheel	71-68-70-71-286	\$46,714.29
24T	Geoff Ogilvy	68-73-71-74-286	\$46,714.29
24T	J.L. Lewis	73-69-72-72-286	\$46,714.29
24T	Tiger Woods	75-69-69-73-286	\$46,714.29
24T	Chad Campbell	73-70-71-72-286	\$46,714.29
24T	Tom Byrum	72-73-71-70-286	\$46,714.29
24T	Luke Donald	67-73-71-75-286	\$46,714.29
31T	Miguel Angel Jimenez	76-65-75-71-287	\$34,250.00
31T	Charles Howell III	70-71-72-74-287	\$34,250.00
31T	Carlos Franco	69-75-72-71-287	\$34,250.00
31T	Bo Van Pelt	74-71-70-72-287	\$34,250.00
31T	Chip Sullivan	72-71-73-71-287	\$34,250.00
31T	Nick O'Hern	73-71-68-75-287	\$34,250.00
31T	Brett Quigley	74-69-73-72-288	\$24,687.50
31T	Ian Poulter	73-72-70-73-288	\$24,687.50
31T	Zach Johnson	75-70-69-74-288	\$24,687.50
31T	Steve Flesch	73-72-67-76-288	\$24,687.50
31T	Jay Haas	68-72-71-77-288	\$24,687.50
37T	Todd Hamilton	72-73-75-68-288	\$24,687.50
37T	Trevor Immelman	75-69-72-72-288	\$24,687.50
37T	Briny Baird	67-69-75-77-288	\$24,687.50
45T	Tommy Armour III	72-71-74-72-289	\$18,500.00
45T	Padraig Harrington	68-71-72-78-289	\$18,500.00
45T	Niclas Fasth	74-70-73-72-289	\$18,500.00
45T	David Howell	72-72-70-75-289	\$18,500.00
49T	Michael Campbell	71-73-69-77-290	\$14,660.00
49T	Nick Faldo	72-70-74-74-290	\$14,660.00
49T	Patrick Sheehan	70-71-75-74-290	\$14,660.00
49T	Duffy Waldorf	69-72-70-79-290	\$14,660.00
49T	Joe Ogilvie	75-68-70-77-290	\$14,660.00
54	Carl Pettersson	71-71-76-73-291	\$13,600.00
55T	Rod Pampling	73-69-70-80-292	\$13,200.00

Place	Player	Score	Winnings
55T	Craig Parry	70-75-71-76-292	\$13,200.00
55T	Eduardo Romero	72-73-70-77-292	\$13,200.00
55T	Hidemichi Tanaka	72-71-71-78-292	\$13,200.00
55T	Bob Tway	71-70-74-77-292	\$13,200.00
55T	Paul Azinger	74-71-74-73-292	\$13,200.00
55T	S.K. Ho	72-73-73-74-292	\$13,200.00
62T	Woody Austin	74-71-74-74-293	\$12,650.00
62T	Shingo Katayama	74-70-76-73-293	\$12,650.00
62T	Scott Verplank	67-76-77-73-293	\$12,650.00
62T	Jeff Sluman	72-72-79-70-293	\$12,650.00
66T	Bernhard Langer	74-70-75-75-294	\$12,350.00
66T	Scott Drummond	71-72-76-75-294	\$12,350.00
68T	Mark Hensby	74-69-77-76-296	\$12,150.00
68T	Robert Gamez	72-73-76-75-296	\$12,150.00
70	Colin Montgomerie	73-72-78-74-297	\$12,000.00
71	Roy Biancalana	73-72-75-79-299	\$11,900.00
72	Jeff Coston	77-68-79-77-301	\$11,800.00
73	Skip Kendall	72-73-79-80-304	\$11,700.00
CUT	Thomas Levet	74-72-146	\$2,000.00
CUT	Hale Irwin	73-73-146	\$2,000.00
CUT	Fred Funk	74-72-146	\$2,000.00
CUT	Jonathan Byrd	73-73-146	\$2,000.00
CUT	Paul Casey	74-72-146	\$2,000.00
CUT	Alex Cejka	75-71-146	\$2,000.00
CUT	Brian Bateman	73-73-146	\$2,000.00
CUT	Joe Durant	71-75-146	\$2,000.00
CUT	José María Olazábal	70-76-146	\$2,000.00
CUT	Peter Lonard	74-72-146	\$2,000.00
CUT	Rocco Mediate	74-72-146	\$2,000.00
CUT	Tim Petrovic	68-78-146	\$2,000.00
CUT	Heath Slocum	74-72-146	\$2,000.00
CUT	Kevin Sutherland	74-72-146	\$2,000.00
CUT	Mike Weir	73-73-146	\$2,000.00
CUT	Lee Westwood	75-71-146	\$2,000.00
CUT	Sergio Garcia	73-73-146	\$2,000.00
CUT	Raphael Jacquelin	74-72-146	\$2,000.00
CUT	Quinn Griffing	76-71-147	\$2,000.00
CUT	Ted Purdy	73-74-147	\$2,000.00
CUT	Tom Pernice Jr.	75-72-147	\$2,000.00
CUT	Hal Sutton	73-74-147	\$2,000.00
CUT	Justin Rose	73-74-147	\$2,000.00
CUT	Jesper Parnevik	76-71-147	\$2,000.00
CUT	Phillip Price	72-75-147	\$2,000.00
CUT	Ben Curtis	73-74-147	\$2,000.00
CUT	Bill Britton	77-70-147	\$2,000.00
CUT	Stephen Leaney	74-73-147	\$2,000.00
CUT	Ricardo Gonzalez	75-73-148	\$2,000.00
CUT	Mark Brooks	73-75-148	\$2,000.00
CUT	Tim Clark	75-73-148	\$2,000.00
CUT	Bob Estes	75-73-148	\$2,000.00
CUT	Scott McCarron	70-78-148	\$2,000.00
CUT	Davis Love III	79-69-148	\$2,000.00
CUT	Kirk Triplett	77-71-148	\$2,000.00
CUT	Joey Sindelar	71-77-148	\$2,000.00
CUT	Brendan Pappas	74-74-148	\$2,000.00

Place	Player	Score	Winnings
CUT	Craig Thomas	73-75-148	\$2,000.00
CUT	Zane Zwemke	72-76-148	\$2,000.00
CUT	Mark O'Meara	73-76-149	\$2,000.00
CUT	Kenny Perry	76-73-149	\$2,000.00
CUT	Harrison Frazier	72-77-149	\$2,000.00
CUT	Tim Fleming	76-73-149	\$2,000.00
CUT	John Huston	71-79-150	\$2,000.00
CUT	Angel Cabrera	74-76-150	\$2,000.00
CUT	Shigeki Maruyama	72-78-150	\$2,000.00
CUT	Alan Schulte	75-76-151	\$2,000.00
CUT	Mike Small	75-76-151	\$2,000.00
CUT	Rich Beem	78-73-151	\$2,000.00
CUT	Brendan Jones	72-79-151	\$2,000.00
CUT	Frank Bensel	76-76-152	\$2,000.00
CUT	Graeme McDowell	77-75-152	\$2,000.00
CUT	Ian Woosnam	79-74-153	\$2,000.00
CUT	Steve Schneider	75-78-153	\$2,000.00
CUT	Billy Andrade	74-79-153	\$2,000.00
CUT	Jerry Kelly	76-77-153	\$2,000.00
CUT	Cary Hungate	77-76-153	\$2,000.00
CUT	Jim Furyk	75-78-153	\$2,000.00
CUT	Joakim Haeggman	78-75-153	\$2,000.00
CUT	Bruce Smith	77-77-154	\$2,000.00
CUT	Steve Lowery	80-74-154	\$2,000.00
CUT	Rory Sabbatini	81-73-154	\$2,000.00
CUT	Tetsuji Hiratsuka	80-74-154	\$2,000.00
CUT	Ron Philo, Jr.	76-79-155	\$2,000.00
CUT	Mike Northern	77-78-155	\$2,000.00
CUT	Bob Sowards	78-77-155	\$2,000.00
CUT	Jonathan Kaye	74-81-155	\$2,000.00
CUT	Tim Herron	77-79-156	\$2,000.00
CUT	Dave Tentis	76-80-156	\$2,000.00
CUT	Robert Thompson	77-79-156	\$2,000.00
CUT	Jeff Roth	79-77-156	\$2,000.00
CUT	Mike Baker	80-77-157	\$2,000.00
CUT	John Daly	81-76-157	\$2,000.00
CUT	David Duval	77-81-158	\$2,000.00
CUT	Mike Schuchart	79-79-158	\$2,000.00
CUT	Thongchai Jaidee	80-78-158	\$2,000.00
CUT	Sean English	75-84-159	\$2,000.00
CUT	Jeffrey Lankford	77-83-160	\$2,000.00
CUT	Mark Evenson	80-82-162	\$2,000.00
W/D	Scott Hoch	76	\$2,000.00
W/D	Frank Lickliter II	80	\$2,000.00
W/D	Dudley Hart		\$0.00
D/Q	Mark Calcavecchia	72-75-147	\$2,000.00

Championship Summary

Place	Player	Score	Winnings
1	Shaun Micheel	69-68-69-70-276	\$1,080,000.00
2	Chad Campbell	69-72-65-72-278	\$648,000.00
3	Tim Clark	72-70-68-69-279	\$408,000.00
4	Alex Cejka	74-69-68-69-280	\$288,000.00
5T	Ernie Els	71-70-70-71-282	\$214,000.00
5T	Jay Haas	70-74-69-69-282	\$214,000.00
7T	Fred Funk	69-73-70-72-284	\$175,666.67
7T	Mike Weir	68-71-70-75-284	\$175,666.67
7T	Loren Roberts	70-73-70-71-284	\$175,666.67
10T	Kenny Perry	75-72-70-68-285	\$135,500.00
10T	Niclas Fasth	76-70-71-68-285	\$135,500.00
10T	Charles Howell III	70-72-70-73-285	\$135,500.00
10T	Billy Andrade	67-72-72-74-285	\$135,500.00
14T	Tim Herron	69-72-74-71-286	\$98,250.00
14T	Robert Gamez	70-73-70-73-286	\$98,250.00
14T	Scott McCarron	74-70-71-71-286	\$98,250.00
14T	Rod Pampling	66-74-73-73-286	\$98,250.00
18T	Kevin Sutherland	69-74-71-73-287	\$73,000.00
18T	Rocco Mediate	72-74-71-70-287	\$73,000.00
18T	Jim Furyk	72-74-69-72-287	\$73,000.00
18T	Carlos Franco	73-73-69-72-287	\$73,000.00
18T	Toshi Izawa	71-72-71-73-287	\$73,000.00
23T	Stuart Appleby	74-73-71-70-288	\$52,000.00
23T	Phil Mickelson	66-75-72-75-288	\$52,000.00
23T	Adam Scott	72-69-72-75-288	\$52,000.00
23T	Luke Donald	73-72-71-72-288	\$52,000.00
27T	Geoff Ogilvy	71-71-77-70-289	\$43,000.00
27T	Woody Austin	72-73-69-75-289	\$43,000.00
29T	Padraig Harrington	72-76-69-73-290	\$36,600.00
29T	David Toms	75-72-71-72-290	\$36,600.00
29T	Frank Lickliter II	71-72-71-76-290	\$36,600.00
29T	Peter Lonard	74-74-69-73-290	\$36,600.00
29T	Todd Hamilton	70-74-73-73-290	\$36,600.00
34T	J.L. Lewis	71-75-71-74-291	\$29,000.00
34T	Jesper Parnevik	73-72-72-74-291	\$29,000.00
34T	Vijay Singh	69-73-70-79-291	\$29,000.00
34T	Lee Janzen	68-74-72-77-291	\$29,000.00
34T	Fred Couples	74-71-72-74-291	\$29,000.00
39T	Mark Calcavecchia	73-71-76-72-292	\$22,000.00
39T	Joe Durant	71-76-75-70-292	\$22,000.00
39T	Robert Allenby	70-77-73-72-292	\$22,000.00
39T	Briny Baird	73-71-67-81-292	\$22,000.00
39T	Hal Sutton	75-71-67-79-292	\$22,000.00
39T	Tiger Woods	74-72-73-73-292	\$22,000.00
45T	Duffy Waldorf	70-75-72-76-293	\$17,500.00
45T	Tom Pernice Jr.	70-71-72-80-293	\$17,500.00
45T	Angel Cabrera		

PGA CHAMPIONSHIP 2002

Champion: Rich Beem

Rich Beem answered every challenge on his way to winning the 84th PGA Championship and withstood a furious charge by the game's best player, Tiger Woods, to cart off the Wanamaker Trophy at Hazeltine National Golf Club. Beem earned \$990,000 for the third victory of his improbable four-year career - and second in two starts. On this Sunday in Minnesota, it was Woods who came up short. He trailed Beem by two strokes at the start of the round, pulled within one, but could get no closer. Beem posted a 4-under-

Site: Hazeltine National Golf Club, Chaska, Minnesota
Date: Aug. 15-18
Purse: \$5,500,000
Par: 36-36-72 (7,355 yards)
Field: 156 **Cut:** at 148, 72 players advanced



is the seventh son of a PGA Professional to win the PGA Championship, joined by Melvin "Chick" Harbert (1954), Doug Ford (1955), Jack Burke Jr. (1956), Dave Marr (1965), Raymond Floyd (1969, '82) and Davis Love III (1997). His father, Larry Beem, is a PGA Life Member and teaching professional, as well as golf coach at New Mexico State in Las Cruces, N.M. Larry was a standout collegiate player at New Mexico State in the 1960s; his son followed as a player at New Mexico State.

par 68 for a winning total of 10-under-par 278 and one better than Woods, who closed with a 67. Beem became the 12th champion of the last 15 PGA Championships to claim his first major title. Beem

Championship Summary

Place	Player	Score	Winnings
1	Rich Beem	72-66-72-68-278	\$990,000.00
2	Tiger Woods	71-69-72-67-279	\$594,000.00
3	Chris Riley	71-70-72-70-283	\$374,000.00
4T	Justin Leonard	72-66-69-77-284	\$235,000.00
4T	Fred Funk	68-70-73-73-284	\$235,000.00
6	Rocco Mediate	72-73-70-70-285	\$185,000.00
7	Mark Calcavecchia	70-68-74-74-286	\$172,000.00
8	Vijay Singh	71-74-74-68-287	\$159,000.00
9	Jim Furyk	68-73-76-71-288	\$149,000.00
10T	Sergio Garcia	75-73-73-68-289	\$110,714.29
10T	Ricardo Gonzalez	74-73-71-71-289	\$110,714.28
10T	Pierre Fulke	72-68-78-71-289	\$110,714.29
10T	Robert Allenby	76-66-77-70-289	\$110,714.29
10T	José Coceres	72-71-72-74-289	\$110,714.28
10T	Stewart Cink	74-74-72-69-289	\$110,714.29
10T	Steve Lowery	71-71-73-74-289	\$110,714.28
17T	Peter Lonard	69-73-75-73-290	\$72,000.00
17T	Stuart Appleby	73-74-74-69-290	\$72,000.00
17T	Padraig Harrington	71-73-74-72-290	\$72,000.00
17T	Steve Flesch	72-74-73-71-290	\$72,000.00
17T	Charles Howell III	72-69-80-69-290	\$72,000.00
22	Heath Slocum	73-74-75-69-291	\$57,000.00
23T	Jeff Sluman	70-75-74-73-292	\$44,250.00
23T	Adam Scott	71-71-76-74-292	\$44,250.00
23T	Bernhard Langer	70-72-77-73-292	\$44,250.00
23T	Retief Goosen	69-69-79-75-292	\$44,250.00
23T	Michael Campbell	73-70-77-72-292	\$44,250.00
29T	Justin Rose	69-73-76-74-292	\$44,250.00
29T	Brad Faxon	74-72-75-72-293	\$33,500.00
29T	Tom Lehman	71-72-77-73-293	\$33,500.00
29T	Kenny Perry	73-68-78-74-293	\$33,500.00
29T	Craig Perks	72-76-74-71-293	\$33,500.00
29T	Kirk Triplett	75-69-79-70-293	\$33,500.00
34T	Mike Weir	73-74-77-70-294	\$26,300.00
34T	Phil Mickelson	76-72-78-68-294	\$26,300.00
34T	Neal Lancaster	72-73-75-74-294	\$26,300.00
34T	David Duval	71-77-76-70-294	\$26,300.00
34T	Ernie Els	72-71-75-76-294	\$26,300.00
39T	Joel Edwards	73-74-77-71-295	\$21,500.00
39T	Chris DiMarco	76-69-77-73-295	\$21,500.00
39T	John Huston	74-74-75-72-295	\$21,500.00
39T	Scott McCarron	73-71-79-72-295	\$21,500.00
43T	Shigeo Maruyama	76-72-75-73-296	\$17,000.00
43T	Loren Roberts	77-70-77-72-296	\$17,000.00
43T	Kevin Sutherland	72-75-71-78-296	\$17,000.00
43T	Soren Hansen	73-69-78-76-296	\$17,000.00
43T	Briny Baird	79-69-73-75-296	\$17,000.00
48T	Ángel Cabrera	71-73-77-76-297	\$13,120.00
48T	Steve Elkington	72-75-76-74-297	\$13,120.00
48T	Tom Watson	76-71-83-67-297	\$13,120.00
48T	Len Mattiace	74-73-76-74-297	\$13,120.00
48T	Davis Love III	70-75-76-76-297	\$13,120.00
53T	Greg Norman	71-74-73-80-298	\$11,742.86
53T	Chris Smith	75-73-72-78-298	\$11,742.86
53T	Tim Clark	72-74-76-76-298	\$11,742.86

Place	Player	Score	Winnings
53T	Cameron Beckman	74-71-75-78-298	\$11,742.85
53T	Toshi Izawa	72-73-75-78-298	\$11,742.86
53T	Lee Janzen	70-76-77-75-298	\$11,742.86
53T	Brian Gay	73-74-78-73-298	\$11,742.86
60T	Joe Durant	74-71-79-75-299	\$11,200.00
60T	Nick Faldo	71-76-74-78-299	\$11,200.00
60T	Hal Sutton	73-73-75-78-299	\$11,200.00
63	J.J. Henry	78-70-77-76-301	\$11,000.00
64T	J.P. Hayes	73-75-78-76-302	\$10,750.00
64T	Matt Gogel	74-73-83-72-302	\$10,750.00
64T	Don Berry	76-71-80-75-302	\$10,750.00
64T	Joey Sindelar	77-71-78-76-302	\$10,750.00
68	Dave Tentis	76-72-78-78-304	\$10,500.00
69	José María Olazábal	73-75-77-80-305	\$10,400.00
70	Pat Perez	77-71-85-76-309	\$10,300.00
71	Thomas Levet	78-70-82-80-310	\$10,200.00
CUT	Ian Leggatt	75-74-149	\$2,000.00
CUT	Greg Owen	76-73-149	\$2,000.00
CUT	Fuzzy Zoeller	76-73-149	\$2,000.00
CUT	Scott Verplank	77-72-149	\$2,000.00
CUT	Rory Sabbatini	74-75-149	\$2,000.00
CUT	Larry Nelson	76-73-149	\$2,000.00
CUT	Nick Price	72-77-149	\$2,000.00
CUT	J.L. Lewis	76-73-149	\$2,000.00
CUT	Paul Lawrie	75-74-149	\$2,000.00
CUT	Thomas Björn	74-75-149	\$2,000.00
CUT	K.J. Choi	78-71-149	\$2,000.00
CUT	Darren Clarke	79-70-149	\$2,000.00
CUT	Sean Farrow	74-76-150	\$2,000.00
CUT	Paul Azinger	74-74-150	\$2,000.00
CUT	Chad Campbell	74-76-150	\$2,000.00
CUT	David Gossett	72-78-150	\$2,000.00
CUT	Jay Haas	77-73-150	\$2,000.00
CUT	Jonathan Kaye	77-73-150	\$2,000.00
CUT	Jerry Kelly	85-74-159	\$2,000.00
CUT	Skip Kendall	74-76-150	\$2,000.00
CUT	Eduardo Romero	73-77-150	\$2,000.00
CUT	Spike McRoy	74-76-150	\$2,000.00
CUT	Jeff Waldorf	77-73-150	\$2,000.00
CUT	Bob Tway	74-76-150	\$2,000.00
CUT	Ian Woosnam	77-73-150	\$2,000.00
CUT	Dean Wilson	84-76-150	\$2,000.00
CUT	John Rollins	77-73-150	\$2,000.00
CUT	Taichi Teshima	77-74-151	\$2,000.00
CUT	David Toms	77-74-151	\$2,000.00
CUT	Mark O'Meara	75-76-151	\$2,000.00
CUT	Tim Herron	76-75-151	\$2,000.00
CUT	John Cook	75-76-151	\$2,000.00
CUT	Billy Andrade	75-77-152	\$2,000.00
CUT	James Blair	74-78-152	\$2,000.00
CUT	Matt Kuchar	78-74-152	\$2,000.00
CUT	Rick Hartmann	79-73-152	\$2,000.00
CUT	Shingo Katayama	74-78-152	\$2,000.00
CUT	Anders Hansen	79-73-152	\$2,000.00
CUT	Robert Gamez	76-76-152	\$2,000.00

Place	Player	Score	Winnings
CUT	Steve Stricker	74-78-152	\$2,000.00
CUT	Toru Taniguchi	75-77-152	\$2,000.00
CUT	Bruce Zabriski	75-77-152	\$2,000.00
CUT	Colin Montgomerie	74-78-152	\$2,000.00
CUT	Craig Parry	75-77-152	\$2,000.00
CUT	Carl Paulson	73-79-152	\$2,000.00
CUT	Carl Pettersson	77-75-152	\$2,000.00
CUT	Billy Mayfair	77-76-153	\$2,000.00
CUT	Peter O'Malley	79-74-153	\$2,000.00
CUT	Frank Lickliter II	77-76-153	\$2,000.00
CUT	Paul McGinley	74-79-153	\$2,000.00
CUT	Tim Thelen	75-78-153	\$2,000.00
CUT	Rob Labritz	78-75-153	\$2,000.00
CUT	John Daly	77-76-153	\$2,000.00
CUT	Mark Brooks	75-79-154	\$2,000.00
CUT	Mike Weir	78-76-154	\$2,000.00
CUT	Scott Hoch	80-75-155	\$2,000.00
CUT	Robert Thompson	78-77-155	\$2,000.00
CUT	Jeff Maggert	78-77-155	\$2,000.00
CUT	Jesper Parnevik	82-73-155	\$2,000.00
CUT	David Peoples	79-76-155	\$2,000.00
CUT	Scott Lacycock	80-76-156	\$2,000.00
CUT	Jeffrey Lankford	80-76-156	\$2,000.00
CUT	Joseph Klinckock	79-77-156	\$2,000.00
CUT	Barry Evans	80-76-156	\$2,000.00
CUT	Niclas Fasth	79-77-156	\$2,000.00
CUT	Bob Estes	81-76-157	\$2,000.00
CUT	Jim Carter	74-83-157	\$2,000.00
CUT	Dudley Hart	82-75-157	\$2,000.00
CUT	Craig Stevens	82-75-157	\$2,000.00
CUT	Curtis Strange	81-76-157	\$2,000.00
CUT	Lee Westwood	75-83-158	\$2,000.00
CUT	Tim Fleming	77-81-158	\$2,000.00
CUT	Buddy Harston	76-83-159	\$2,000.00
CUT	Paul Casey	85-74-159	\$2,000.00
CUT	Alan Morin	82-77-159	\$2,000.00
CUT	Phillip Price	76-83-159	\$2,000.00
CUT	Tim Weinhart	77-82-159	\$2,000.00
CUT	Wayne DeFrancesco	78-82-160	\$2,000.00
CUT	Steve Schneider	86-76-162	\$2,000.00
CUT	Barry Mahlberg	80-86-166	\$2,000.00
CUT	Kent Staufier	87-80-167	\$2,000.00
CUT	Kim Thompson	87-80-167	\$2,000.00
CUT	Tom Dolby	85-94-179	\$2,000.00
W/D	Stephen Ames	73-74-147	\$2,000.00
W/D	Bill Porter	86	\$2,000.00

Championship Summary

Place	Player	Score	Winnings
1	David Toms	66-65-65-69-265	\$936,000.00
2	Phil Mickelson	66-66-66-68-266	\$562,000.00
3	Steve Lowery	67-67-66-68-268	\$354,000.00
4T	Mark Calcavecchia	71-68-66-65-270	\$222,500.00
4T	Shingo Katayama	67-64-69-70-270	\$222,500.00
6	Billy Andrade	68-70-68-66-272	\$175,000.00
7T	Scott Hoch	68-70-69-67-274	\$152,333.34
7T	Jim Furyk	70-64-71-69-274	\$152,333.33
7T	Scott Verplank	69-68-70-67-274	\$152,333.33
10T	Kirk Triplett	68-70-71-66-275	\$122,000.00
10T	Justin Leonard	70-69-67-69-275	\$122,000.00
10T	David Duval	66-68-67-74-275	\$122,000.00
13T	Ernie Els	67-67-70-72-276	\$94,666.66
13T	Steve Flesch	73-67-70-66-276	\$94,666.67
13T	Jesper Parnevik	70-68-70-68-276	\$94,666.67
16T	Mike Weir	69-72-66-70-277	\$70,666.67
16T	Dudley Hart	66-68-73-70-277	\$70,666.67
16T	Chris DiMarco	68-67-71-71-277	\$70,666.66
16T	Bob Estes	69-68-73-67-277	\$70,666.67
16T	Stuart Appleby	66-70-68-73-277	\$70,666.66
16T	Robert Allenby	69-67-73-68-277	\$70,666.67
22T	Paul Azinger	68-67-69-74-278	\$44,285.71
22T	Briny Baird	70-69-72-67-278	\$44,285.72
22T	Brian Gay	70-68-69-71-278	\$44,285.71
22T	Charles Howell III	71-67-69-71-278	\$44,285.71
22T	Mark O'Meara	72-63-70-73-278	\$44,285.71
22T	Shigeo Maruyama	68-72-71-67-278	\$44,285.72
22T	Paul McGinley	68-72-71-67-278	\$44,285.72
29T	Greg Norman	70-68-71-70-279	\$29,437.50
29T	Bob Tway	69-69-71-70-279	\$29,437.50
29T	Nick Price	71-67-71-70-279	\$29,437.50
29T	Chris Smith	69-71-68-71-279	\$29,437.50
29T	Carlos Franco	67-72-71-69-279	\$29,437.50
29T	Niclas Fasth	66-69-72-72-279	\$29,437.50
29T	K.J. Choi	66-68-72-73-279	\$29,437.50
29T	Tiger Woods	73-67-69-70-279	\$29,437.50
37T	Andrew Coltart	67-72-71-70-280	\$21,000.00
37T	Fred Couples	70-69-70-71-280	\$21,000.00
37T	Ángel Cabrera	69-69-70-72-280	\$21,000.00
37T	Bob Estes	67-65-75-73-280	\$21,000.00
37T	Retief Goosen	69-70-66-75-280	\$21,000.00
37T	José María Olazábal	71-70-68-71-280	\$21,000.00
37T	Davis Love III	71-67-65-77-280	\$21,000.00
44T	Andy Oldcorn	73-67-74-67-281	\$14,250.00
44T	Kenny Perry	68-70-71-72-281	\$14,250.00
44T	Rick Schuller	68-70-72-71-281	\$14,250.00
44T	Hal Sutton	67-71-73-70-281	\$14,250.00
44T	Lee Westwood	71-68-68-74-281	\$14,250.00
44T	Jerry Kelly	69-67-72-73-281	\$14,250.00
44T	Greg Chalmers	68-70-69-74-281	\$14,250.00
51T	Scott Dunlap	69-72-70-71-282	\$11,343.75
51T	Joe Durant	68-71-72-71-282	\$11,343.75
51T	Nick Faldo	67-74-71-70-282	\$11,343.75
51T	Vijay Singh	73-68-70-71-282	\$11,343.75
51T	Chris Riley	68-71-73-70-282	\$11,343.75

PGA CHAMPIONSHIP 2001

Champion: David Toms

Site: Atlanta Athletic Club, Duluth, Georgia
Date: Aug. 16-19
Purse: \$5,200,000
Par: 35-35-70 (7,213 yards)
Field: 150 **Cut:** at 141, 76 players advanced



David Toms used a pair of momentous strokes, 24 hours apart, to seize the first Major Championship of his 12

PGA CHAMPIONSHIP 2000

Champion: Tiger Woods

Tiger Woods had chased Bob May's Southern California junior golf records, but they'd never faced each other in competition. That drought ended on the world stage in the 82nd PGA Championship at Valhalla Golf Club in Louisville, Ky., where they duelled through the final round and into a three-hole playoff. Both played brilliantly down the stretch, each posting a bogey-free 31 on the back nine. Woods, pushed to the limit, reached for something extra and birdied the final two holes in regulation and the first hole (the

Site: Valhalla Golf Club, Louisville, Kentucky
Date: Aug. 17-20
Purse: \$5 million
Par: 36-36-72 (7,167 yards)
Field: 150 **Cut:** at 147, 80 players advanced



Hogan in 1953 to win three major titles in one year. He also erased a PGA jinx by capturing back-to-back Championships, the first to do so since Denny Shute (1936-37) and the first to repeat in the stroke (medal) play era that began in 1958. Woods was tested from the beginning, losing his one-stroke margin through 54 holes, with a rare bogey on par-5 second hole. He didn't clinch his fifth major championship until May missed a 30-foot birdie putt by inches on the final hole of the playoff.

par-5 second hole. He didn't clinch his fifth major championship until May missed a 30-foot birdie putt by inches on the final hole of the playoff.

16th) in the Championship's first-ever three-hole aggregate score playoff; Memorable par saves on the final two holes earned his second Wanamaker Trophy. Woods became the first player since Ben

Championship Summary

Place	Player	Score	Winnings
1P	Tiger Woods	66-67-70-67-270	\$900,000.00
2P	Bob May	72-66-66-66-270	\$540,000.00
3	Thomas Björn	72-68-67-68-275	\$340,000.00
4T	Stuart Appleby	70-69-68-69-276	\$198,666.67
4T	Greg Chalmers	71-69-66-70-276	\$198,666.67
4T	José María Olazábal	76-68-63-69-276	\$198,666.66
7	Franklin Langham	72-71-65-69-277	\$157,000.00
8	Notah Begay III	72-66-70-70-278	\$145,000.00
9T	Tom Watson	76-70-65-68-279	\$112,500.00
9T	Phil Mickelson	70-70-69-70-279	\$112,500.00
9T	Davis Love III	68-69-72-70-279	\$112,500.00
9T	Darren Clarke	68-72-72-67-279	\$112,500.00
9T	Scott Dunlap	66-68-70-75-279	\$112,500.00
9T	Fred Funk	69-68-74-68-279	\$112,500.00
15T	Chris DiMarco	73-70-69-68-280	\$77,500.00
15T	Stewart Cink	72-71-70-67-280	\$77,500.00
15T	Lee Westwood	72-72-69-67-280	\$77,500.00
15T	Michael Clark II	73-70-67-70-280	\$77,500.00
19T	Ángel Cabrera	72-71-71-67-281	\$56,200.00
19T	Robert Allenby	73-71-68-69-281	\$56,200.00
19T	J.P. Hayes	69-68-68-76-281	\$56,200.00
19T	Lee Janzen	76-70-70-65-281	\$56,200.00
19T	Tom Kite	70-72-69-70-281	\$56,200.00
24T	Steve Jones	72-71-70-69-282	\$41,000.00
24T	Paul Azinger	72-71-66-73-282	\$41,000.00
24T	Jarmo Sandelin	74-72-68-68-282	\$41,000.00
27T	Tom Pernice Jr.	74-69-70-70-283	\$34,166.66
27T	Brad Faxon	71-74-70-68-283	\$34,166.67
27T	Skip Kendall	72-72-69-70-283	\$34,166.67
30T	Kenny Perry	78-68-70-68-284	\$28,875.00
30T	Mike Weir	76-69-68-71-284	\$28,875.00
30T	Jean Van De Velde	70-74-69-71-284	\$28,875.00
30T	Stephen Ames	69-71-71-73-284	\$28,875.00
34T	Chris Perry	72-74-70-69-285	\$24,000.00
34T	Blaine McCallister	73-71-70-71-285	\$24,000.00
34T	Sergio Garcia	74-69-73-69-285	\$24,000.00
34T	Ernie Els	74-68-72-71-285	\$24,000.00
34T	Mark Calcavecchia	73-74-71-67-285	\$24,000.00
39T	Toshi Izawa	73-73-71-69-286	\$20,500.00
39T	Colin Montgomerie	74-72-70-70-286	\$20,500.00
41T	Steve Pate	75-70-74-68-287	\$17,000.00
41T	Jeff Sluman	73-69-72-73-287	\$17,000.00
41T	David Toms	72-68-72-75-287	\$17,000.00
41T	Paut Stankowski	75-72-68-72-287	\$17,000.00
46T	Justin Leonard	73-73-71-70-287	\$17,000.00
46T	Bernhard Langer	75-69-73-71-288	\$12,650.00
46T	Brian Henning	70-74-71-73-288	\$12,650.00
46T	Mark O'Meara	71-72-70-75-288	\$12,650.00
46T	Shigeiki Maruyama	77-69-71-71-288	\$12,650.00
46T	Duffy Waldorf	75-70-71-72-288	\$12,650.00
51T	Jonathan Kaye	69-74-71-75-289	\$10,964.28
51T	Steve Lowery	73-74-73-69-289	\$10,964.29
51T	Jesper Parnevik	72-74-70-73-289	\$10,964.28
51T	Brian Watts	72-74-73-70-289	\$10,964.29
51T	Nick Faldo	79-68-69-73-289	\$10,964.28

Place	Player	Score	Winnings
51T	Andrew Coltart	74-71-73-71-289	\$10,964.29
51T	Glen Day	76-71-71-71-289	\$10,964.29
58T	Padraig Harrington	75-72-69-74-290	\$10,250.00
58T	Carlos Franco	72-74-74-70-290	\$10,250.00
58T	Joe Ogilvie	73-74-71-72-290	\$10,250.00
58T	Curtis Strange	72-70-76-72-290	\$10,250.00
58T	Dennis Paulson	72-75-70-73-290	\$10,250.00
58T	Loren Roberts	74-72-71-73-290	\$10,250.00
64T	Craig Stadler	74-69-71-77-291	\$9,700.00
64T	Jay Haas	73-74-68-76-291	\$9,700.00
64T	Bill Glasson	73-74-71-73-291	\$9,700.00
64T	Wayne Grady	71-74-68-78-291	\$9,700.00
64T	Miguel Ángel Jiménez	70-77-74-70-291	\$9,700.00
69T	Kirk Kraft	71-73-75-73-292	\$9,425.00
69T	Kirk Triplett	76-71-73-72-292	\$9,425.00
71	John Huston	75-72-74-72-293	\$9,350.00
72T	Paul Lawrie	75-71-73-75-294	\$9,275.00
72T	Jim Furyk	74-71-74-75-294	\$9,275.00
74T	Scott Hoch	73-70-75-79-297	\$9,150.00
74T	Robert Damron	72-74-81-70-297	\$9,150.00
74T	Billy Mayfair	74-73-76-74-297	\$9,150.00
77	Rory Sabbatini	74-71-76-78-299	\$9,050.00
78	Masashi Jumbo Ozaki	74-71-76-79-300	\$9,000.00
79	Hidemichi Tanaka	72-73-77-79-301	\$8,950.00
80	Frank Dobbs	75-72-88-78-313	\$8,900.00
CUT	Tim Dunlavey	76-72-148	\$2,000.00
CUT	Bob Estes	74-74-148	\$2,000.00
CUT	Steve Flesch	76-72-148	\$2,000.00
CUT	Mark R. Brown	71-77-148	\$2,000.00
CUT	James Blair	75-73-148	\$2,000.00
CUT	Jay Don Blake	73-75-148	\$2,000.00
CUT	Jerry Kelly	74-74-148	\$2,000.00
CUT	Retief Goosen	75-73-148	\$2,000.00
CUT	Vijay Singh	77-71-148	\$2,000.00
CUT	Kevin Sutherland	74-74-148	\$2,000.00
CUT	Ian Woosnam	73-75-148	\$2,000.00
CUT	Andrew Magee	75-73-148	\$2,000.00
CUT	Jeff Maggert	73-75-148	\$2,000.00
CUT	Peter O'Malley	74-74-148	\$2,000.00
CUT	Jack Nicklaus	77-71-148	\$2,000.00
CUT	Gary Orr	77-71-148	\$2,000.00
CUT	Edward Fryatt	69-79-148	\$2,000.00
CUT	Nick Price	77-72-149	\$2,000.00
CUT	Paul McGinley	74-75-149	\$2,000.00
CUT	Hal Sutton	74-75-149	\$2,000.00
CUT	Ted Tryba	75-74-149	\$2,000.00
CUT	Scott Verplank	75-74-149	\$2,000.00
CUT	Harrison Frazar	75-74-149	\$2,000.00
CUT	Tim Herron	72-77-149	\$2,000.00
CUT	Bob Boyd	74-75-149	\$2,000.00
CUT	Mark Brooks	78-71-149	\$2,000.00
CUT	Fred Couples	79-70-149	\$2,000.00
CUT	Russ Cochran	74-76-150	\$2,000.00
CUT	Bob Tway	77-73-150	\$2,000.00
CUT	Ed Sabo	78-72-150	\$2,000.00

Place	Player	Score	Winnings
CUT	Todd M. Smith	78-73-151	\$2,000.00
CUT	Shawn Kelly	74-77-151	\$2,000.00
CUT	Karl Kimball	75-77-152	\$2,000.00
CUT	Mathias Grönberg	78-74-152	\$2,000.00
CUT	Greg Norman	75-77-152	\$2,000.00
CUT	Phillip Price	77-75-152	\$2,000.00
CUT	Ed Terasa	76-76-152	\$2,000.00
CUT	Steve Stricker	80-73-153	\$2,000.00
CUT	Eduardo Romero	75-78-153	\$2,000.00
CUT	Jeff Freeman	76-77-153	\$2,000.00
CUT	Brent Geiberger	75-78-153	\$2,000.00
CUT	Bob Gaus	76-78-154	\$2,000.00
CUT	José Coceres	75-79-154	\$2,000.00
CUT	Steve Brady	78-76-154	\$2,000.00
CUT	Brad Sherfl	80-74-154	\$2,000.00
CUT	Corey Pavin	79-75-154	\$2,000.00
CUT	Greg Turner	77-77-154	\$2,000.00
CUT	Robert Wilkin Do Not Use	76-78-154	\$2,000.00
CUT	Jim Woodward	78-77-155	\$2,000.00
CUT	Craig Parry	80-75-155	\$2,000.00
CUT	Shingo Katayama	76-79-155	\$2,000.00
CUT	Brian Gaffney	79-77-156	\$2,000.00
CUT	Joe Ozaki	81-75-156	\$2,000.00
CUT	John Daly	74-82-156	\$2,000.00
CUT	Michael Campbell	84-73-157	\$2,000.00
CUT	Mike Gill	81-77-158	\$2,000.00
CUT	Kevin Burton	80-79-159	\$2,000.00
CUT	Lanny Wadkins	76-83-159	\$2,000.00
CUT	Sam Torrance	82-78-160	\$2,000.00
CUT	Rick Morton	84-79-163	\$2,000.00
CUT	Tim Thelen	85-79-164	\$2,000.00
CUT	Ron Stelten	86-79-165	\$2,000.00
CUT	Jamie Elliott	87-79-166	\$2,000.00
CUT	Tony Kelley	84-83-167	\$2,000.00
W/D	Tom Scherrer	77	\$2,000.00
W/D	Rocco Mediate	77	\$2,000.00
W/D	Dudley Hart	79	\$2,000.00
W/D	Tom Lehman	82	\$2,000.00
W/D	Ben Crenshaw	83	\$2,000.00
W/D	Jim Carter	85	\$2,000.00

Championship Summary

Place	Player	Score	Winnings
1	Tiger Woods	70-67-68-72-277	\$630,000.00
2	Sergio Garcia	66-73-68-71-278	\$378,000.00
3T	Stewart Cink	69-70-68-73-280	\$203,000.00
3T	Jay Haas	68-67-75-70-280	\$203,000.00
5	Nick Price	70-71-69-71-281	\$129,000.00
6T	Colin Montgomerie	72-70-70-70-282	\$112,000.00
6T	Bob Estes	71-70-72-69-282	\$112,000.00
8T	Steve Pate	72-70-73-69-284	\$96,500.00
8T	Jim Furyk	71-70-69-74-284	\$96,500.00
10T	Mike Weir	68-68-69-80-285	\$72,166.66
10T	Corey Pavin	69-74-71-71-285	\$72,166.67
10T	Chris Perry	70-73-71-71-285	\$72,166.67
10T	Jesper Parnevik	72-70-73-70-285	\$72,166.67
10T	David Duval	70-71-72-72-285	\$72,166.66
10T	Miguel Ángel Jiménez	70-70-75-70-285	\$72,166.67
16T	Brandt Jobe	69-74-69-75-287	\$48,600.00
16T	Mark Brooks	70-73-70-74-287	\$48,600.00
16T	Lee Westwood	70-68-74-75-287	\$48,600.00
16T	Gabriel Hjertstedt	72-70-73-72-287	\$48,600.00
16T	Greg Turner	73-69-70-75-287	\$48,600.00
21T	Kevin Wentworth	72-70-72-74-288	\$33,200.00
21T	David Frost	75-68-74-71-288	\$33,200.00
21T	Scott Hoch	71-71-75-71-288	\$33,200.00
21T	Skip Kendall	74-65-71-78-288	\$33,200.00
21T	J.L. Lewis	73-70-74-71-288	\$33,200.00
26T	Jerry Kelly	69-74-71-75-289	\$24,000.00
26T	Carlos Franco	72-71-71-75-289	\$24,000.00
26T	Fred Couples	73-69-75-72-289	\$24,000.00
26T	Hal Sutton	72-73-73-71-289	\$24,000.00
26T	Jean Van De Velde	74-70-75-70-289	\$24,000.00
31T	Ted Tryba	70-72-76-72-290	\$20,000.00
31T	Mark James	70-74-79-67-290	\$20,000.00
31T	Paul Goydos	73-70-71-76-290	\$20,000.00
34T	Tom Lehman	70-74-76-71-291	\$15,428.57
34T	Steve Flesch	73-71-72-75-291	\$15,428.57
34T	Scott Verplank	73-72-73-73-291	\$15,428.57
34T	Lanny Wadkins	72-69-74-76-291	\$15,428.57
34T	Paul Lawrie	73-72-72-74-291	\$15,428.57
34T	Kenny Perry	74-69-72-76-291	\$15,428.57
34T	Billy Mayfair	75-69-75-72-291	\$15,428.57
41T	Duffy Waldorf	74-71-70-77-292	\$11,250.00
41T	Brian Watts	69-71-72-80-292	\$11,250.00
41T	Nick Faldo	71-71-75-75-292	\$11,250.00
41T	Paul Azinger	77-69-71-75-292	\$11,250.00
41T	Robert Karlsson	70-76-73-73-292	\$11,250.00
41T	Hale Irwin	70-69-78-75-292	\$11,250.00
41T	Chris DiMarco	74-71-74-73-292	\$11,250.00
41T	Ángel Cabrera	73-73-74-72-292	\$11,250.00
49T	Davis Love III	71-72-75-75-293	\$8,180.00
49T	Olin Browne	73-72-74-74-293	\$8,180.00
49T	Kirk Triplett	73-70-70-80-293	\$8,180.00
49T	Rocco Mediate	71-72-78-72-293	\$8,180.00
49T	Vijay Singh	74-70-77-72-293	\$8,180.00
54T	Jeff Sluman	72-73-73-76-294	\$7,400.00
54T	Andrew Magee	72-72-77-73-294	\$7,400.00

PGA CHAMPIONSHIP 1999

Champion: Tiger Woods

Site: Medinah Country Club, Medinah, Illinois
Date: Aug. 12-15
Purse: \$3,500,000
Par: 36-36-72 (7,401 yards)
Field: 150 **Cut:** at 146, 74 players advanced



Just 23 and with the game of a veteran, Tiger Woods captured the 81st PGA Championship at Medinah (Ill.) Country Club, and may have found his biggest rival as golf looked toward the next century. Woods nearly squandered a five-stroke lead before salvaging an even-par 72 for a winning total of 11-under-par 277. His two-putt for par on the 72nd hole was one stroke better than 19-year-old Sergio Garcia of Spain. Woods took home a first-place prize of \$630,000 from a PGA Championship record purse of \$3.5 million. Jay Haas, the 36-hole leader, and Stewart Cink tied for

third at 280. The real drama in the woods of Medinah evolved on the back nine of the final round. Garcia, who held the first-round lead, is the youngest player to compete in the PGA Championship since Gene Sarazen in 1921. Woods, who won

PGA CHAMPIONSHIP 1998

Champion: Vijay Singh

Vijay Singh, the national sports hero of tiny Fiji, delivered a gritty performance to win the 80th PGA Championship, which was the first PGA Championship staged in the Pacific Northwest in 54 years at Sahalee CC in Sammamish, Washington. The 35-year-old Singh recorded a final-round 2-under-par 68, capped by a two-putt par on the treacherous 18th, to finish at 9-under-par 271. His two-stroke victory over Steve Stricker earned him \$540,000. Steve Elkington, the 1995 Champion, finished third at 274 after a 67. Singh became the 10th player in 11 years to earn his first

Site: Sahalee Country Club, Redmond, Washington
Date: Aug. 13-16
Purse: \$3 Million
Par: 35-35-70 (6,906 yards)
Field: 150 **Cut:** at 145, 75 players advanced



titles. Singh and Stricker shared the third-round lead and each had an adventurous final round at Sahalee after starting the final round four strokes ahead of the field. Stricker lost a share of the lead on the ninth hole and trailed by a stroke before a bogey at the par-3 17th. Singh was boosted by a birdie on the 11th, where his second shot ricocheted off a tree and settled 50 feet from the hole. He also birdied the 15th before Stricker made his birdie, then parred out from there for the victory.

major championship at the PGA Championship and the 10th international player to win the Wanamaker Trophy. Singh triumphed over a 150-player field featuring 85 of the top 100 world-ranked players, who collectively owned 53 major championship

titles. Singh and Stricker shared the third-round lead and each had an adventurous final round at Sahalee after starting the final round four strokes ahead of the field. Stricker lost a share of the lead on the ninth hole and trailed by a stroke before a bogey at the par-3 17th. Singh was boosted by a birdie on the 11th, where his second shot ricocheted off a tree and settled 50 feet from the hole. He also birdied the 15th before Stricker made his birdie, then parred out from there for the victory.

PGA CHAMPIONSHIP 1997

Champion: Davis Love III

The only question left for Davis Love III to answer was when would he fulfill the promise of his youth and win a major championship. The son of a PGA Professional, Love found his answer in a stirring week at Winged Foot Golf Club. He opened with a first-round 66, followed with a 71, then bounced back with a pair of 66s that gave him an 11-under-par winning total for 72 holes, the lowest of any champion in Winged Foot's storied 74 years. Love led the world's best players in driving distance (a 307-yard average), tied for

Site: Winged Foot Golf Club, Mamaroneck, New York
Date: Aug. 14-17
Purse: \$2,600,000
Par: 35-35-70 (6,987 yards)
Field: 150 **Cut:** at 146, 77 players advanced



third in putting (113), tied for 12th in greens in regulation and tied for 21st in fairways hit—all done while defeating his final-round playing partner and reigning Open Champion, Justin Leonard. Love

survived his biggest hurdle at the par-3 13th, when he pulled a 4-iron into deep rough near the green. Leonard's tee shot landed 15 feet from the cup. Love responded with an L-wedge approach that almost found the hole. Leonard missed his birdie try, bogeyed the 14th hole and Love had the cushion he needed for an emotional walk up the 18th fairway. Jeff Maggert, who tied the competitive course record with a final-round 65, finished third at 276.

Championship Summary

Place	Player	Score	Winnings
1	Vijay Singh	70-66-67-68-271	\$540,000.00
2	Steve Stricker	69-68-66-70-273	\$324,000.00
3	Steve Elkington	69-69-69-67-274	\$204,000.00
4T	Mark O'Meara	69-70-69-68-276	\$118,000.00
4T	Nick Price	70-73-68-65-276	\$118,000.00
4T	Frank Lickliter II	68-71-69-68-276	\$118,000.00
7T	Davis Love III	70-68-69-70-277	\$89,500.00
7T	Billy Mayfair	73-67-67-70-277	\$89,500.00
9	John Cook	71-68-70-69-278	\$80,000.00
10T	Kenny Perry	69-72-70-68-279	\$69,000.00
10T	Skip Kendall	72-68-68-71-279	\$69,000.00
10T	Tiger Woods	66-72-70-71-279	\$69,000.00
13T	Steve Flesch	75-69-67-69-280	\$46,000.00
13T	Bob Tway	69-76-67-68-280	\$46,000.00
13T	Fred Couples	74-71-67-68-280	\$46,000.00
13T	Robert Allenby	72-68-69-71-280	\$46,000.00
13T	Paul Azinger	68-73-70-69-280	\$46,000.00
13T	Brad Faxon	70-68-74-68-280	\$46,000.00
13T	Bill Glasson	68-74-69-69-280	\$46,000.00
13T	John Huston	70-71-68-71-280	\$46,000.00
21T	Andrew Magee	71-73-65-71-281	\$32,000.00
21T	Ernie Els	72-72-71-66-281	\$32,000.00
23T	Fred Funk	70-71-71-70-282	\$26,000.00
23T	Per-Ulrik Johansson	69-74-71-68-282	\$26,000.00
23T	Greg Kraft	71-73-65-73-282	\$26,000.00
23T	Scott Gump	68-69-72-73-282	\$26,000.00
27T	Hal Sutton	72-68-72-71-283	\$20,500.00
27T	Jeff Sluman	71-73-70-69-283	\$20,500.00
29T	Lee Rinker	70-70-71-73-284	\$17,100.00
29T	Scott Hoch	72-69-70-73-284	\$17,100.00
29T	Tom Lehman	71-71-70-72-284	\$17,100.00
29T	Glen Day	68-71-75-70-284	\$17,100.00
29T	Ian Woosnam	70-75-67-72-284	\$17,100.00
34T	Bob Estes	68-76-69-72-285	\$14,250.00
34T	Paul Goydos	70-70-72-73-285	\$14,250.00
34T	Russ Cochran	69-71-70-75-285	\$14,250.00
34T	Phil Mickelson	70-70-78-67-285	\$14,250.00
38T	Craig Stadler	69-74-71-72-286	\$12,750.00
38T	Duffy Waldorf	74-70-70-72-286	\$12,750.00
40T	Joey Sindelar	71-71-75-70-287	\$11,250.00
40T	Jay Haas	72-73-73-69-287	\$11,250.00
40T	Joe Durant	75-68-74-70-287	\$11,250.00
40T	Carlos Franco	71-70-73-73-287	\$11,250.00
44T	Billy Andrade	68-77-68-75-288	\$7,990.00
44T	Mark Calcavecchia	70-73-71-74-288	\$7,990.00
44T	Dudley Hart	70-75-69-74-288	\$7,990.00
44T	P.H. Horgan III	71-71-72-74-288	\$7,990.00
44T	Jeff Maggert	71-73-73-71-288	\$7,990.00
44T	Steve Lowery	76-69-72-71-288	\$7,990.00
44T	Kevin Sutherland	74-71-71-72-288	\$7,990.00
44T	David Ogren	73-72-71-72-288	\$7,990.00
44T	Colin Montgomerie	70-67-77-74-288	\$7,990.00
44T	Joe Ozaki	73-71-75-69-288	\$7,990.00
54T	Nick Faldo	73-71-72-73-289	\$6,550.00
54T	Scott Verplank	71-71-71-76-289	\$6,550.00

Place	Player	Score	Winnings
56T	Brian Watts	72-73-72-73-290	\$6,175.00
56T	Ted Tryba	70-74-76-70-290	\$6,175.00
56T	David Frost	70-69-76-75-290	\$6,175.00
56T	Jim Carter	71-73-72-74-290	\$6,175.00
56T	Jay Don Blake	70-72-73-75-290	\$6,175.00
56T	Mark Brooks	72-73-72-73-290	\$6,175.00
62T	Olin Browne	73-71-71-76-291	\$5,900.00
62T	Tom Byrum	72-71-74-74-291	\$5,900.00
62T	Trevor Dodds	69-75-75-72-291	\$5,900.00
65T	Loren Roberts	72-71-74-75-292	\$5,750.00
65T	Robert Karlsson	71-73-75-73-292	\$5,750.00
65T	Shigeki Maruyama	68-77-73-74-292	\$5,750.00
68	Stephen Leaney	72-70-72-79-293	\$5,650.00
69	Andrew Coltart	70-75-75-74-294	\$5,600.00
70	David Sutherland	77-68-77-73-295	\$5,550.00
71T	Brent Seiberger	73-70-79-74-296	\$5,450.00
71T	Craig Parry	70-75-74-77-296	\$5,450.00
71T	Brad Fabel	73-72-73-78-296	\$5,450.00
74	Chris Perry	73-71-75-78-297	\$5,350.00
75	Tim Herron	73-70-79-76-298	\$5,300.00
CUT	Len Mattiace	71-75-146	\$1,500.00
CUT	Jim Furyk	72-74-146	\$1,500.00
CUT	Ben Crenshaw	70-76-146	\$1,500.00
CUT	Jesper Parnevik	70-76-146	\$1,500.00
CUT	Larry Mize	75-71-146	\$1,500.00
CUT	Paul Stankowski	72-74-146	\$1,500.00
CUT	Robert Thompson	73-73-146	\$1,500.00
CUT	Mark Wiebe	75-72-147	\$1,500.00
CUT	Rocco Mediate	75-72-147	\$1,500.00
CUT	Harrison Frazer	69-78-147	\$1,500.00
CUT	Costantino Rocca	73-74-147	\$1,500.00
CUT	Gene Fieger	74-73-147	\$1,500.00
CUT	Tommy Armour III	78-69-147	\$1,500.00
CUT	Stewart Cink	73-74-147	\$1,500.00
CUT	Scott McCarron	69-78-147	\$1,500.00
CUT	Justin Leonard	70-77-147	\$1,500.00
CUT	Retief Goosen	73-74-147	\$1,500.00
CUT	Lee Janzen	76-72-148	\$1,500.00
CUT	Michael Burke, Jr.	75-73-148	\$1,500.00
CUT	Thomas Bjorn	75-73-148	\$1,500.00
CUT	Ignacio Garrido	73-75-148	\$1,500.00
CUT	Clark Dennis	73-75-148	\$1,500.00
CUT	Greg Chalmers	75-73-148	\$1,500.00
CUT	Brandt Jobe	70-78-148	\$1,500.00
CUT	Mark Mielke	74-74-148	\$1,500.00
CUT	Masashi Jumbo Ozaki	74-74-148	\$1,500.00
CUT	Eduardo Romero	70-78-148	\$1,500.00
CUT	Scott Simpson	70-78-148	\$1,500.00
CUT	David Toms	72-76-148	\$1,500.00
CUT	Tom Watson	72-76-148	\$1,500.00
CUT	Ed Terasa	72-76-148	\$1,500.00
CUT	José María Olazábal	75-74-149	\$1,500.00
CUT	Jay Overton	77-72-149	\$1,500.00
CUT	Bob Gaus	72-77-149	\$1,500.00
CUT	Stephen Keppler	73-76-149	\$1,500.00

Place	Player	Score	Winnings
CUT	Tom Kite	73-77-150	\$1,500.00
CUT	Neal Lancaster	75-75-150	\$1,500.00
CUT	J.P. Hayes	74-76-150	\$1,500.00
CUT	Stuart Appleby	77-73-150	\$1,500.00
CUT	Corey Pavin	71-79-150	\$1,500.00
CUT	Lee Westwood	74-76-150	\$1,500.00
CUT	Kirk Triplett	73-77-150	\$1,500.00
CUT	Jim Blackmar	74-76-150	\$1,500.00
CUT	Kent Stauffer	74-76-150	\$1,500.00
CUT	Payne Stewart	76-74-150	\$1,500.00
CUT	Steve Pate	72-79-151	\$1,500.00
CUT	Bob Boyd	77-74-151	\$1,500.00
CUT	Bob Ford	72-79-151	\$1,500.00
CUT	Ron McDougal	77-74-151	\$1,500.00
CUT	John Daly	80-72-152	\$1,500.00
CUT	Robert Damron	74-78-152	\$1,500.00
CUT	Tommy Tolles	80-72-152	\$1,500.00
CUT	Greg Turner	72-80-152	\$1,500.00
CUT	Scott Williams	78-74-152	\$1,500.00
CUT	Bruce Zabriski	79-74-153	\$1,500.00
CUT	Patrik Sjöland	74-79-153	\$1,500.00
CUT	Frank Nobilo	75-78-153	\$1,500.00
CUT	Peter Lonard	72-81-153	\$1,500.00
CUT	Gabriel Hjertstedt	76-78-154	\$1,500.00
CUT	Phil Blackmar	79-75-154	\$1,500.00
CUT	David Duval	76-78-154	\$1,500.00
CUT	Todd M. Smith	77-77-154	\$1,500.00
CUT	Jeff Thomsen	78-76-154	\$1,500.00
29T	Karl Kimball	80-75-155	\$1,500.00
29T	Chris Tucker	78-78-156	\$1,500.00
29T	Grant Waite	79-79-158	\$1,500.00
29T	Will Frantz	81-77-158	\$1,500.00
29T	Al Geiberger	81-77-158	\$1,500.00
29T	Wayne Grady	76-82-158	\$1,500.00
29T	Bob Groff	84-74-158	\$1,500.00
29T	Jeffrey Lankford	78-81-159	\$1,500.00
29T	Ron Stetten	78-81-159	\$1,500.00
29T	Ken Schall	79-80-159	\$1,500.00
CUT	Paul Earnest	85-82-167	\$1,500.00
W/D	Jerry Kelly	75	\$1,500.00

Championship Summary

Place	Player	Score	Winnings
1	Davis Love III	66-71-66-66-269	\$470,000.00
2	Justin Leonard	68-70-65-71-274	\$280,000.00
3	Jeff Maggert	69-69-73-65-276	\$175,000.00
4	Lee Janzen	69-67-74-69-279	\$125,000.00
5	Tom Kite	68-71-71-70-280	\$105,000.00
6T	Jim Furyk	69-72-72-68-281	\$85,000.00
6T	Scott Hoch	71-72-68-70-281	\$85,000.00
6T	Phil Blackmar	70-68-74-69-281	\$85,000.00
9	Tom Byrum	69-73-70-70-282	\$70,000.00
10T	Tom Lehman	69-72-72-70-283	\$60,000.00
10T	Scott McCarron	74-71-67-71-283	\$60,000.00
10T	Joey Sindelar	72-71-71-69-283	\$60,000.00
13T	Vijay Singh	73-66-76-69-284	\$35,100.00
13T	Nick Price	72-70-72-70-284	\$35,100.00
13T	Colin Montgomerie	74-71-67-72-284	\$35,100.00
13T	Greg Norman	68-71-74-71-284	\$35,100.00
13T	Mark O'Meara	69-73-75-67-284	\$35,100.00
13T	Tommy Tolles	75-70-73-66-284	\$35,100.00
13T	Kirk Triplett	73-70-71-70-284	\$35,100.00
13T	Bob Tway	68-75-72-69-284	\$35,100.00
13T	Tim Herron	72-73-68-71-284	\$35,100.00
13T	David Duval	70-70-71-73-284	\$35,100.00
23T	John Cook	71-71-74-69-285	\$22,500.00
23T	Mark Calcavecchia	71-74-73-67-285	\$22,500.00
23T	Bernhard Langer	73-71-72-69-285	\$22,500.00
23T	Shigeki Maruyama	68-70-74-73-285	\$22,500.00
23T	Doug Martin	69-75-74-67-285	\$22,500.00
23T	Kenny Perry	73-68-73-71-285	\$22,500.00
29T	Don Pooley	72-74-70-70-286	\$13,625.00
29T	Payne Stewart	70-70-72-74-286	\$13,625.00
29T	Phil Mickelson	69-69-73-75-286	\$13,625.00
29T	Frank Nobilo	72-73-67-74-286	\$13,625.00
29T	Lee Westwood	74-68-71-73-286	\$13,625.00
29T	Hale Irwin	73-70-71-72-286	\$13,625.00
29T	Paul Goydos	70-72-71-73-286	\$13,625.00
29T	John Daly	66-73-77-70-286	\$13,625.00
29T	Fred Couples	71-67-73-75-286	\$13,625.00
29T	Ronnie Black	76-69-71-70-286	\$13,625.00
29T	Paul Azinger	68-73-71-74-286	\$13,625.00
29T	Tiger Woods	70-70-71-75-286	\$13,625.00
41T	Ignacio Garrido	70-71-75-71-287	\$8,375.00
41T	Steve Jones	69-73-75-70-287	\$8,375.00
41T	David Ogren	74-72-71-70-287	\$8,375.00
41T	Eduardo Romero	71-72-72-72-287	\$8,375.00
45T	Jesper Parnevik	76-70-71-71-288	\$7,375.00
45T	Sam Torrance	74-72-70-72-288	\$7,375.00
45T	Thomas Bjorn	72-68-77-71-288	\$7,375.00
45T	Steve Elkington	72-72-70-74-288	\$7,375.00
49T	Robert Allenby	67-77-74-71-289	\$6,375.00
49T	Brian Henninger	74-68-75-72-289	\$6,375.00
49T	Chris Perry		

PGA CHAMPIONSHIP 1996

Champion: Mark Brooks

Mark Brooks' focused game plan proved the key to victory as the PGA Championship celebrated its first visit to Valhalla Golf Club. The field featured 81 of the top 100 Sony world-ranked players. Brooks, 35, capped a dramatic final round by making two birdies within 20 minutes on the par-5, 540-yard 18th hole. He knocked home a five-foot birdie putt in regulation play and then joined Kentucky-born favorite Kenny Perry for the 14th playoff in PGA Championship history. From

Site: Valhalla Golf Club,
Louisville, Kentucky
Date: Aug. 8-11
Purse: \$2,400,000
Par: 36-36-72 (7,144 yards)
Field: 150 **Cut:** at 145, 81 players advanced



fourth approach shot crept on the putting surface. Brooks calmly hit a 229-yard 3-wood approach to the green then two-putted, making a four-foot birdie putt to claim victory. Brooks' steady play included handling Valhalla's slick greens and keeping his drives out of the rough: Brooks ranked first in putting among the elite field, needing

only 104 putts, and was tied for 21st in driving accuracy.

the 18th tee in the playoff, Brooks' tee shot split the fairway while Perry's drive found the left-hand rough. Perry failed to get out of the rough until his

PGA CHAMPIONSHIP 1995

Champion: Steve Elkington

Australian-born Steve Elkington, playing what he called "the round of my life," posted a final-round 7-under-par 64 at historic Riviera Country Club for a 72-hole total of 17-under-par 267. Elkington's performance shattered Nick Price's year-old PGA Championship record by two strokes. Moments later, Scotland's Colin Montgomerie registered a 65 to tie the lowest 72-hole score in a U.S. major championship and tie Greg Norman's all-time major championship total from the 1993 British Open. In the sudden-death

Site: Riviera Country Club,
Pacific Palisades, California
Date: Aug. 10-13
Purse: \$2 Million
Par: 35-36-71 (6,956 yards)
Field: 150 **Cut:** at 142, 72 players advanced



playoff, Elkington made a 25-foot birdie putt at the 18th green, then watched as Montgomerie missed his 20-foot birdie attempt on the right side of the cup. Elkington concluded the year by

winning his first Vardon Trophy for lowest adjusted scoring average. The 77th PGA Championship produced the lowest course average in Championship history (71.09) and the second most sub-par rounds (194). Among the records tied was a final-round 63 by Brad Faxon, who finished fifth. Faxon's performance included a front-nine 28 for the lowest nine-hole score in PGA Championship history and a 15-foot par-saving putt on the 18th green.

Championship Summary

Place	Player	Score	Winnings
1P	Mark Brooks	68-70-69-70-277	\$430,000.00
2P	Kenny Perry	66-72-71-68-277	\$260,000.00
3T	Tommy Tolles	69-71-71-67-278	\$140,000.00
3T	Steve Elkington	67-74-67-70-278	\$140,000.00
5T	Justin Leonard	71-66-72-70-279	\$86,666.67
5T	Vijay Singh	69-69-69-72-279	\$86,666.66
5T	Jesper Parnevik	73-67-69-70-279	\$86,666.67
8T	Nick Price	68-71-69-72-280	\$57,500.00
8T	Phil Mickelson	67-67-74-72-280	\$57,500.00
8T	Larry Mize	71-70-69-70-280	\$57,500.00
8T	Frank Nobilo	69-72-71-68-280	\$57,500.00
8T	Lee Janzen	68-71-71-70-280	\$57,500.00
8T	Per-Ulrik Johansson	73-72-66-69-280	\$57,500.00
14T	Mike Brisky	71-69-69-72-281	\$39,000.00
14T	Tom Lehman	71-71-69-70-281	\$39,000.00
14T	Joey Sindelar	73-72-69-67-281	\$39,000.00
17T	Tom Watson	69-71-73-69-282	\$27,285.72
17T	D.A. Weirbring	71-73-71-67-282	\$27,285.72
17T	Greg Norman	68-72-69-73-282	\$27,285.71
17T	David Edwards	69-71-72-70-282	\$27,285.71
17T	Russ Cochran	68-72-65-71-282	\$27,285.71
17T	Brad Faxon	72-68-73-69-282	\$27,285.72
17T	Jim Furyk	70-70-73-69-282	\$27,285.71
24T	Miguel Angel Jiménez	71-71-71-70-283	\$21,500.00
24T	Emlyn Aubrey	69-74-72-68-283	\$21,500.00
26T	Curtis Strange	73-70-68-73-284	\$18,000.00
26T	Steve Stricker	73-72-72-67-284	\$18,000.00
26T	Mark O'Meara	71-70-74-69-284	\$18,000.00
26T	Corey Pavin	71-74-70-69-284	\$18,000.00
26T	Fred Funk	73-69-73-69-284	\$18,000.00
31T	Jay Haas	72-71-69-73-285	\$13,000.00
31T	Michael Bradley	73-72-70-70-285	\$13,000.00
31T	Paul Azinger	70-75-71-69-285	\$13,000.00
31T	Tim Herron	71-73-68-73-285	\$13,000.00
31T	Patrick Burke	71-72-69-73-285	\$13,000.00
36T	David Ogren	75-70-68-73-286	\$9,050.00
36T	Rocco Mediate	71-72-67-76-286	\$9,050.00
36T	Mark Calcavecchia	70-74-70-72-286	\$9,050.00
36T	Ian Woosnam	68-72-75-71-286	\$9,050.00
36T	Fuzzy Zoeller	76-67-72-71-286	\$9,050.00
41T	Fred Couples	74-68-74-71-287	\$7,375.00
41T	Glen Day	72-73-70-72-287	\$7,375.00
41T	David Duval	74-69-73-71-287	\$7,375.00
41T	Gil Morgan	72-72-72-71-287	\$7,375.00
41T	John Morse	74-69-72-72-287	\$7,375.00
41T	Jeff Sluman	72-72-72-71-287	\$7,375.00
47T	Paul Stankowski	70-75-71-72-288	\$6,000.00
47T	Brian Watts	70-71-71-76-288	\$6,000.00
47T	Scott McCarron	69-72-74-73-288	\$6,000.00
47T	John Cook	69-75-74-70-288	\$6,000.00
47T	Phil Blackmar	71-74-71-72-288	\$6,000.00
52T	John Adams	72-71-75-71-289	\$4,716.67
52T	Bob Boyd	71-71-75-72-289	\$4,716.67
52T	Jim Gallagher, Jr.	73-70-74-72-289	\$4,716.67
52T	Neal Lancaster	71-72-73-73-289	\$4,716.66

Place	Player	Score	Winnings
52T	Billy Mayfair	71-73-71-74-289	\$4,716.66
52T	Costantino Rocca	72-72-73-72-289	\$4,716.67
52T	Lee Rinker	73-71-73-72-289	\$4,716.67
52T	Tommy Nakajima	73-72-69-75-289	\$4,716.66
52T	Alex Cejka	71-74-72-72-289	\$4,716.67
61T	Mark Wiebe	73-72-75-70-290	\$4,068.75
61T	Dan Forsman	76-69-71-74-290	\$4,068.75
61T	Scott Hoch	72-72-74-72-290	\$4,068.75
61T	Ernie Els	74-68-79-69-290	\$4,068.75
65T	Nick Faldo	69-75-74-73-291	\$3,912.50
65T	Wayne Grady	74-67-78-72-291	\$3,912.50
65T	Willie Wood	70-75-71-75-291	\$3,912.50
65T	Craig Parry	72-73-75-71-291	\$3,912.50
69T	Ben Crenshaw	74-71-73-74-292	\$3,812.50
69T	Payne Stewart	73-70-73-76-292	\$3,812.50
69T	Noah Henke	72-70-75-75-292	\$3,812.50
69T	Woody Austin	70-74-75-73-292	\$3,812.50
73T	Jeff Maggert	73-70-76-74-293	\$3,737.50
73T	Paul Goydos	71-73-77-72-293	\$3,737.50
75	Marco Dawson	76-69-75-74-294	\$3,700.00
76	Bernhard Langer	73-72-78-72-295	\$3,675.00
77	Joel Edwards	68-76-75-77-296	\$3,650.00
78T	Stu Ingraham	73-72-78-77-297	\$3,612.50
78T	Satoshi Higashi	72-72-80-73-297	\$3,612.50
80T	John Reeves	74-71-79-74-298	\$3,562.50
80T	Howard Clark	73-72-75-78-298	\$3,562.50
CUT	Brandel Chamblee	74-72-146	\$1,300.00
CUT	John Daly	72-74-146	\$1,300.00
CUT	Bob Estes	72-74-146	\$1,300.00
CUT	George Bowman	72-74-146	\$1,300.00
CUT	Mike Hulbert	78-68-146	\$1,300.00
CUT	Davis Love III	73-73-146	\$1,300.00
CUT	Mike Reid	74-72-146	\$1,300.00
CUT	Mark McNulty	75-71-146	\$1,300.00
CUT	Jack Nicklaus	77-69-146	\$1,300.00
CUT	Jeff Roth	69-77-146	\$1,300.00
CUT	Philip Walton	70-76-146	\$1,300.00
CUT	Chris Tucker	71-76-147	\$1,300.00
CUT	Scott Simpson	73-74-147	\$1,300.00
CUT	Tom Purtzer	72-75-147	\$1,300.00
CUT	Loren Roberts	72-75-147	\$1,300.00
CUT	Doug Martin	73-74-147	\$1,300.00
CUT	John Huston	72-75-147	\$1,300.00
CUT	Brad Bryant	74-73-147	\$1,300.00
CUT	Jay Don Blake	74-73-147	\$1,300.00
CUT	Billy Andrade	75-73-148	\$1,300.00
CUT	Bill Israelson	76-72-148	\$1,300.00
CUT	Mark James	73-75-148	\$1,300.00
CUT	Blaine McCallister	74-74-148	\$1,300.00
CUT	Bob Lohr	75-73-148	\$1,300.00
CUT	Colin Montgomerie	71-77-148	\$1,300.00
CUT	Jim McGovern	71-77-148	\$1,300.00
CUT	Bob Tway	75-73-148	\$1,300.00
CUT	Craig Stadler	77-72-149	\$1,300.00
CUT	Steve Lowery	72-77-149	\$1,300.00

Place	Player	Score	Winnings
CUT	Tom Kite	76-73-149	\$1,300.00
CUT	John Wilson	74-75-149	\$1,300.00
CUT	Ted Tryba	78-71-149	\$1,300.00
CUT	David Frost	71-79-150	\$1,300.00
CUT	Robert Allenby	76-74-150	\$1,300.00
CUT	Michael Burke, Jr.	76-74-150	\$1,300.00
CUT	Michael Campbell	75-75-150	\$1,300.00
CUT	Lennie Clements	75-75-150	\$1,300.00
CUT	Eric Booker	78-72-150	\$1,300.00
CUT	Sam Torrance	71-79-150	\$1,300.00
CUT	Kirk Triplett	72-79-151	\$1,300.00
CUT	Grant Waite	76-75-151	\$1,300.00
CUT	Jay Haas	69-71-64-70-274	\$50,000.00
CUT	Perry Arthur	74-77-151	\$1,300.00
CUT	Lonnie Nielsen	80-71-151	\$1,300.00
CUT	Joe Ozaki	75-76-151	\$1,300.00
CUT	Steve Jones	76-75-151	\$1,300.00
CUT	Mark McCumber	75-76-151	\$1,300.00
CUT	Walt Chapman	77-75-152	\$1,300.00
CUT	Steve Schnetter	77-75-152	\$1,300.00
CUT	Peter Senior	76-76-152	\$1,300.00
CUT	Duffy Waldorf	73-79-152	\$1,300.00
CUT	Lanny Wadkins	75-77-152	\$1,300.00
CUT	Mike Taylor	79-73-152	\$1,300.00
CUT	Ed Terasa	74-79-153	\$1,300.00
CUT	Robby Ware	80-73-153	\$1,300.00
CUT	Greg Kraft	78-75-153	\$1,300.00
CUT	Bob Ford	78-75-153	\$1,300.00
CUT	Hal Sutton	73-81-154	\$1,300.00
CUT	Masashi Jumbo Ozaki	75-79-154	\$1,300.00
CUT	Ron Philo, Jr.	78-78-156	\$1,300.00
CUT	Chris T. Anderson	75-81-156	\$1,300.00
CUT	Ken Schall	75-81-156	\$1,300.00
CUT	Hubert Green	79-77-156	\$1,300.00
CUT	John Bermeo	81-75-156	\$1,300.00
CUT	John DeForest	78-79-157	\$1,300.00
CUT	Mike Caporale	82-78-160	\$1,300.00
CUT	Ahmad Gateman	81-83-164	\$1,300.00
CUT	John Nelson	82-85-167	\$1,300.00
W/D	Larry Nelson	73-72-145	\$1,300.00
W/D	Peter Jacobsen	71-84-155	\$1,300.00

Championship Summary

Place	Player	Score	Winnings
1P	Steve Elkington	68-67-68-64-267	\$360,000.00
2P	Colin Montgomerie	68-67-67-65-267	\$216,000.00
3T	Ernie Els	66-65-66-72-269	\$116,000.00
3T	Jeff Maggert	66-69-65-69-269	\$116,000.00
5	Brad Faxon	70-67-71-63-271	\$80,000.00
6	Bob Estes	69-68-68-68-273	\$68,500.00
6T	Mark O'Meara	64-67-69-73-273	\$68,500.00
8T	Jeff Sluman	69-67-68-70-274	\$50,000.00
8T	Craig Stadler	71-66-66-71-274	\$50,000.00
8T	Justin Leonard	68-66-70-70-274	\$50,000.00
8T	Steve Lowery	69-68-68-69-274	\$50,000.00
8T	Jay Haas	69-71-64-70-274	\$50,000.00
13T	Jim Furyk	68-70-69-68-275	\$33,750.00
13T	Miguel Angel Jiménez	69-69-67-70-275	\$33,750.00
13T	Kirk Triplett	71-69-68-67-275	\$33,750.00
13T	Payne Stewart	69-70-69-67-275	\$33,750.00
17T	Curtis Strange	72-68-68-68-276	\$26,000.00
17T	Costantino Rocca	70-69-68-69-276	\$26,000.00
17T	Michael Campbell	71-65-71-69-276	\$26,000.00
20T	Greg Norman	66-69-70-72-277	\$21,000.00
20T	Jesper Parnevik	69-69-70-69-277	\$21,000.00
20T	Duffy Waldorf	69-69-67-72-277	\$21,000.00
23T	Steve Stricker	75-64-69-70-278	\$15,500.00
23T	Sam Torrance	69-69-69-71-278	\$15,500.00
23T	Woody Austin	70-70-70-68-278	\$15,500.00
23T	Nolan Henke	68-73-67-70-278	\$15,500.00
23T	Peter Jacobsen	69-67-71-71-278	\$15,500.00
23T	Lee Janzen	66-70-72-70-278	\$15,500.00
23T	Bruce Lietzke	73-68-67-70-278	\$15,500.00
23T	Billy Mayfair	68-68-72-70-278	\$15,500.00
31T	Paul Azinger	70-70-72-67-279	\$8,906.25
31T	Mark Brooks	67-74-69-69-279	\$8,906.25
31T	Nick Faldo	69-73-70-67-279	\$8,906.25
31T	Fred Couples	70-69-74-66-279	\$8,906.25
31T	D.A. Weirbring	74-68-69-68-279	\$8,906.25
31T	José María Olazábal	72-66-70-71-279	\$8,906.25
31T	Joe Ozaki	71-70-65-73-279	\$8,906.25
31T	Gil Morgan	66-73-74-66-279	\$8,906.25
39T	Nick Price	71-71-70-68-280	\$6,750.00
39T	Philip Walton	71-70-71-68-280	\$6,750.00
39T	Fred Funk	70-72-68-70-280	\$6,750.00
39T	Lennie Clements	67-71-72-70-280	\$6,750.00
39T	Sandy Lyle	67-73-69-71-280	\$6,750.00
44T	Chip Beck	66-74-73-68-281	\$5,600.00
44T	Jim Gallagher, Jr.	64-72-73-72-281	\$5,600.00
44T	Ben Crenshaw	68-73-73-67-281	\$5,600.00
44T	Gene Sauers	69-71-68-73-281	\$5,600.00
44T	Peter Senior	68-71-74-68-281	\$5,600.00
49T	Masashi Jumbo Ozaki	73-68-69-72-282	\$4,620.00
49T	Kenny Perry	75-67-70-70-282	\$4,620.00
49T	Robin Freeman	71-69-70-72-282	\$4,620.00
49T	John Adams	65-76-71-70-282	\$4,620.00
49T	Brian Claar	68-67-73-74-282	\$4,620.00
54T	Tom Kite	70-69-70-74-283	\$4,050.00

PGA CHAMPIONSHIP 1994

Champion: Nick Price

In one of the most dominating performances of any major championship, Nick Price shattered a 30-year-old PGA Championship record with a six-stroke victory at Southern Hills Country Club in Tulsa, Okla. Price, a native of Zimbabwe, became the third international player to win two PGA Championships. In earning the world's No. 1 ranking against the year's strongest field, Price posted a final-round 67 for an 11-under-par 269 for 72 holes, two strokes lower than Bobby

Site: Southern Hills Country Club, Tulsa, Oklahoma
Date: Aug. 11-14
Purse: \$1,700,000
Par: 35-35-70 (6,824 yards)
Field: 151 **Cut:** at 145, 76 players advanced



to win consecutive Grand Slam events in the same year and the first since Walter Hagen in 1924 to win back-to-back Open and PGA Championship titles. The 76th PGA Championship marked the final appearance of Arnold Palmer, who had competed in a record 37 consecutive Championships.

Nichols' PGA Championship record set in 1964 and the lowest of any U.S. major championship. Price's victory also made him the first golfer in 12 years

Championship Summary

Place	Player	Score	Winnings
1	Nick Price	67-65-70-67-269	\$310,000.00
2	Corey Pavin	70-67-69-69-275	\$160,000.00
3	Phil Mickelson	68-71-67-70-276	\$110,000.00
4T	Greg Norman	71-69-67-70-277	\$76,666.67
4T	John Cook	71-67-69-70-277	\$76,666.66
4T	Nick Faldo	73-67-71-66-277	\$76,666.67
7T	Steve Elkington	73-70-66-69-278	\$57,500.00
7T	José María Olazábal	72-66-70-70-278	\$57,500.00
9T	Loren Roberts	69-72-67-71-279	\$41,000.00
9T	Tom Watson	69-72-67-71-279	\$41,000.00
9T	Ian Woosnam	68-72-73-66-279	\$41,000.00
9T	Ben Crenshaw	70-67-70-72-279	\$41,000.00
9T	Tom Kite	72-68-69-70-279	\$41,000.00
14	Jay Haas	71-66-68-75-280	\$32,000.00
15T	Kirk Triplett	71-69-71-70-281	\$27,000.00
15T	Larry Mize	72-72-67-70-281	\$27,000.00
15T	Larry Mize	72-72-67-70-281	\$27,000.00
15T	Mark McNulty	72-68-70-71-281	\$27,000.00
15T	Glen Day	70-69-70-72-281	\$27,000.00
19T	Mark McCumber	73-70-71-68-282	\$18,666.67
19T	Craig Parry	70-69-70-73-282	\$18,666.66
19T	Craig Stadler	70-70-74-68-282	\$18,666.67
19T	Curtis Strange	73-71-68-70-282	\$18,666.67
19T	Fuzzy Zoeller	69-71-72-70-282	\$18,666.66
19T	Bill Glasson	71-73-68-70-282	\$18,666.67
25T	Barry Lane	70-73-68-72-283	\$13,000.00
25T	Bernhard Langer	73-71-67-72-283	\$13,000.00
25T	Ernie Els	68-71-69-75-283	\$13,000.00
25T	David Frost	70-71-69-73-283	\$13,000.00
25T	Jeff Sluman	70-72-66-75-283	\$13,000.00
30T	Sam Torrance	69-75-69-71-284	\$8,458.34
30T	Richard Zokol	77-67-67-73-284	\$8,458.34
30T	Brad Faxon	72-73-73-66-284	\$8,458.34
30T	Bob Boyd	72-71-70-71-284	\$8,458.33
30T	Lennie Clements	74-70-69-71-284	\$8,458.33
30T	Wayne Grady	75-68-71-70-284	\$8,458.33
36T	Chip Beck	72-70-72-71-285	\$7,000.00
36T	Blaine McCallister	74-64-75-72-285	\$7,000.00
36T	Colin Montgomerie	67-76-70-72-285	\$7,000.00
39T	Gil Morgan	71-68-73-74-286	\$6,030.00
39T	Billy Mayfair	73-72-71-70-286	\$6,030.00
39T	Fred Couples	68-74-75-69-286	\$6,030.00
39T	Hale Irwin	75-69-68-74-286	\$6,030.00
39T	Tom Lehman	73-71-68-74-286	\$6,030.00
44T	Neal Lancaster	73-72-72-70-287	\$5,200.00
44T	David Edwards	72-70-74-71-287	\$5,200.00
44T	David Gilford	69-73-73-72-287	\$5,200.00
47T	Bob Estes	72-71-72-73-288	\$4,112.50
47T	Fulton Allem	74-67-74-73-288	\$4,112.50
47T	Billy Andrade	71-71-78-68-288	\$4,112.50
47T	Andrew Magee	70-74-71-73-288	\$4,112.50
47T	Frank Nobilo	72-67-74-75-288	\$4,112.50
47T	Masashi Jumbo Ozaki	71-69-72-76-288	\$4,112.50
47T	Greg Kraft	74-69-70-75-288	\$4,112.50
47T	D.A. Weibring	69-73-70-76-288	\$4,112.50
55T	Mike Springer	77-66-69-77-289	\$3,158.34

Place	Player	Score	Winnings
55T	Hal Sutton	76-69-72-72-289	\$3,158.33
55T	Kenny Perry	78-67-70-74-289	\$3,158.34
55T	Dudley Hart	72-71-75-71-289	\$3,158.33
55T	Fred Funk	76-69-72-72-289	\$3,158.33
55T	Tom Dolby	73-68-75-73-289	\$3,158.33
61T	Bruce Fleisher	75-68-72-75-290	\$2,800.00
61T	Raymond Floyd	69-76-73-72-290	\$2,800.00
61T	Ron McDougal	76-69-72-73-290	\$2,800.00
61T	Tommy Nakajima	73-71-74-72-290	\$2,800.00
61T	Lanny Wadkins	69-73-73-75-290	\$2,800.00
66T	Payne Stewart	72-73-72-74-291	\$2,600.00
66T	Todd M. Smith	74-69-71-77-291	\$2,600.00
66T	Jay Don Blake	72-71-74-74-291	\$2,600.00
66T	Lee Janzen	73-71-73-74-291	\$2,600.00
66T	John Inman	70-72-73-76-291	\$2,600.00
71T	Donnie Hammond	74-69-76-73-292	\$2,512.50
71T	Peter Senior	74-71-70-77-292	\$2,512.50
73T	Sandy Lyle	75-70-76-76-297	\$2,462.50
73T	Dicky Pride	75-69-73-80-297	\$2,462.50
75T	Brian Henninger	77-65-78-78-298	\$2,412.50
75T	Hajime Meshiai	74-71-74-79-298	\$2,412.50
CUT	Larry Nelson	75-71-146	\$0.00
CUT	Jeff Roth	73-73-146	\$0.00
CUT	Tony Johnstone	75-71-146	\$0.00
CUT	John Mahaffey	72-74-146	\$0.00
CUT	Davis Love III	73-73-146	\$0.00
CUT	Brad Bryant	76-70-146	\$0.00
CUT	Mark Calcavecchia	74-72-146	\$0.00
CUT	Bob Ackerman	72-74-146	\$0.00
CUT	Jim Gallagher, Jr.	77-69-146	\$0.00
CUT	John Daly	73-73-146	\$0.00
CUT	Anders Forsbrand	73-74-147	\$0.00
CUT	Peter Baker	76-71-147	\$0.00
CUT	David Barr	71-76-147	\$0.00
CUT	Darrell Kestner	83-74-147	\$0.00
CUT	Mike Gove	72-75-147	\$0.00
CUT	Nolan Henke	72-75-147	\$0.00
CUT	Mark James	71-76-147	\$0.00
CUT	Scott Hoch	74-73-147	\$0.00
CUT	Jim McGovern	73-74-147	\$0.00
CUT	Joakim Haeggman	72-75-147	\$0.00
CUT	Ted Tryba	74-73-147	\$0.00
CUT	Scott Simpson	75-73-148	\$0.00
CUT	Mike Heinen	75-73-148	\$0.00
CUT	Gary Hallberg	70-78-148	\$0.00
CUT	Ian Baker-Finch	74-74-148	\$0.00
CUT	Mark Brooks	78-70-148	\$0.00
CUT	Paul Azinger	75-74-149	\$0.00
CUT	Hubert Green	74-75-149	\$0.00
CUT	David Graham	75-74-149	\$0.00
CUT	Vijay Singh	70-79-149	\$0.00
CUT	Ron Philo, Jr.	76-73-149	\$0.00
CUT	Bob Tway	77-72-149	\$0.00
CUT	Jim White	81-68-149	\$0.00
CUT	Steve Lowery	72-77-149	\$0.00

Place	Player	Score	Winnings
CUT	John DeForest	74-75-149	\$0.00
CUT	John Bernel	72-78-150	\$0.00
CUT	Walt Chapman	75-75-150	\$0.00
CUT	Costantino Rocca	73-77-150	\$0.00
CUT	Wes Smith	72-78-150	\$0.00
CUT	Jack Nicklaus	79-71-150	\$0.00
CUT	Lonnie Nielsen	73-77-150	\$0.00
CUT	Robert Hoyt	76-74-150	\$0.00
CUT	Gregg Jones	71-79-150	\$0.00
CUT	Bob Lohr	77-73-150	\$0.00
CUT	Russ Cochran	72-78-150	\$0.00
CUT	Rick Fehr	71-79-150	\$0.00
CUT	Mel Baum	77-74-151	\$0.00
CUT	John Huston	78-73-151	\$0.00
CUT	Denny Hepler	77-74-151	\$0.00
CUT	Brett Ogilve	75-76-151	\$0.00
CUT	Rod Nuckolls	74-77-151	\$0.00
CUT	Jerry Wisz	74-77-151	\$0.00
CUT	John Lee	77-74-151	\$0.00
CUT	Bruce Zabriski	78-74-152	\$0.00
CUT	Jesper Parnevik	79-73-152	\$0.00
CUT	Barry Redmond	77-75-152	\$0.00
CUT	Rick Acton	76-76-152	\$0.00
CUT	Thomas Gray	75-78-153	\$0.00
CUT	Jeff Maggert	78-75-153	\$0.00
CUT	Brad Sherfy	79-74-153	\$0.00
CUT	Pete Oakley	77-76-153	\$0.00
CUT	Arnold Palmer	79-74-153	\$0.00
CUT	Pat O'Brien	76-77-153	\$0.00
CUT	J.L. Lewis	77-77-154	\$0.00
CUT	Seve Ballesteros	78-76-154	\$0.00
CUT	Will Frantz	78-76-154	\$0.00
CUT	Kevin Cashman	75-79-154	\$0.00
CUT	Scott Steger	81-74-155	\$0.00
CUT	Steve Smitha	83-74-157	\$0.00
CUT	Ed Terrasa	78-79-157	\$0.00
CUT	Tom Cleaver	77-80-157	\$0.00
CUT	Scott Mahlberg	79-79-158	\$0.00
CUT	Scott Williams	77-81-158	\$0.00
CUT	Miguel Biamon	82-76-158	\$0.00
CUT	George Bowman	87-88-175	\$0.00

Championship Summary

Place	Player	Score	Winnings
1P	Paul Azinger	69-66-69-68-272	\$300,000.00
2P	Greg Norman	68-68-67-69-272	\$155,000.00
3	Nick Faldo	68-68-69-68-273	\$105,000.00
4	Vijay Singh	68-63-73-70-274	\$90,000.00
5	Tom Watson	69-65-70-72-276	\$75,000.00
6T	Scott Simpson	64-70-71-72-277	\$47,812.50
6T	Bob Estes	69-66-69-73-277	\$47,812.50
6T	John Cook	72-66-68-71-277	\$47,812.50
6T	Dudley Hart	66-68-71-72-277	\$47,812.50
6T	Nolan Henke	72-70-67-68-277	\$47,812.50
6T	Scott Hoch	74-68-68-67-277	\$47,812.50
6T	Hale Irwin	68-69-67-73-277	\$47,812.50
6T	Phil Mickelson	67-71-69-70-277	\$47,812.50
14T	Gary Hallberg	70-69-68-71-278	\$25,000.00
14T	Brad Faxon	70-70-65-73-278	\$25,000.00
14T	Bruce Fleisher	69-74-67-68-278	\$25,000.00
14T	Steve Elkington	67-66-74-71-278	\$25,000.00
14T	Lanny Wadkins	65-68-71-74-278	\$25,000.00
14T	Richard Zokol	66-71-71-70-278	\$25,000.00
20T	Eduardo Romero	67-67-74-71-279	\$18,500.00
20T	Jay Haas	69-68-70-72-279	\$18,500.00
22T	Lee Janzen	70-68-71-72-281	\$14,500.00
22T	Frank Nobilo	69-66-74-72-281	\$14,500.00
22T	Ian Woosnam	70-71-68-72-281	\$14,500.00
22T	Gene Sauers	68-74-70-69-281	\$14,500.00
22T	Greg Twigg	70-69-70-72-281	\$14,500.00
22T	Jim McGovern	71-67-69-74-281	\$14,500.00
28T	Loren Roberts	67-67-76-72-282	\$10,166.67
28T	Billy Mayfair	68-73-70-71-282	\$10,166.67
28T	Peter Jacobsen	71-67-74-70-282	\$10,166.67
31T	Stu Inghram	74-69-71-69-283	\$7,057.69
31T	Mike Hulbert	67-72-72-72-283	\$7,057.69
31T	Fred Couples	70-68-71-74-283	\$7,057.69
31T	Mark Calcavecchia	68-70-77-68-283	\$7,057.70
31T	Fulton Allem	70-71-70-72-283	\$7,057.69
31T	Mark McCumber	67-72-75-69-283	\$7,057.70
31T	Wayne Levi	69-73-66-75-283	\$7,057.69
31T	Davis Love III	70-72-72-69-283	\$7,057.70
31T	Craig Parry	70-73-68-72-283	\$7,057.69
31T	Nick Price	74-66-72-71-283	\$7,057.69
31T	Hal Sutton	69-72-70-72-283	\$7,057.69
31T	Fuzzy Zoeller	72-70-71-70-283	\$7,057.69
31T	Tom Wargo	71-70-71-71-283	\$7,057.69
44T	D.A. Weibring	68-74-72-70-284	\$4,607.15
44T	Payne Stewart	71-70-70-73-284	\$4,607.14
44T	Joe Ozaki	73-68-66-77-284	\$4,607.14
44T	Russ Cochran	69-74-70-71-284	\$4,607.14
44T	John Huston	68-69-75-72-284	\$4,607.14
44T	Dan Forsman	67-75-70-72-284	\$4,607.14
44T	Fred Funk	72-66-76-70-284	\$4,607.15
51T	Hubert Green	70-71-69-75-285	\$3,600.00
51T	John Daly	71-68-73-73-285	\$3,600.00
51T	Andrew Magee	71-72-74-68-285	\$3,600.00
51T	Jeff Maggert	72-69-71-73-285	\$3,600.00
51T	Peter Senior	69-70-70-76-285	\$3,600.00

PGA CHAMPIONSHIP 1993

Champion: Paul Azinger

Site: Inverness Club, Toledo, Ohio
Date: Aug. 12-15
Purse: \$1,700,000
Par: 35-36-71 (7,024 yards)
Field: 151 **Cut:** at 143, 74 players advanced



Paul Azinger shed the label of "best player never to have won a major championship" by finishing atop a leaderboard that included players who'd won a combined 23 major championships. The lanky 6-foot-2 Bradenton, Florida resident birdied four of the last seven holes to post a 12-under-par 272 for a back-nine Inverness record 30. His 72-hole score forced a playoff

with Greg Norman, runner-up at Inverness Club in 1986. Azinger two-putted from eight feet on the second playoff hole while

Norman's par attempt from four feet above the hole rimmed in and out. Fiji native Vijay Singh became the 15th player to shoot 63 in a major championship, posting the course-record score in the second round.

PGA CHAMPIONSHIP 1992

Champion: Nick Price

Nick Price, who had come within three strokes of winning two major championships in his 15-year career, put the pieces together in a memorable finale to the 74th PGA Championship at Bellerive Country Club. The 35-year-old native of Durban, South Africa, now an Orlando, Florida, resident, made nine straight pars on the front nine of the final round. He seized

Site: Bellerive Country Club, St. Louis, Missouri
Date: Aug. 13-16
Purse: \$1,400,000
Par: 36-35-71 (7,148 yards)
Field: 151 **Cut:** at 148, 85 players advanced



three strokes the challenges of John Cook, Nick Faldo, Jim Gallagher Jr. and Gene Sauers, who had led the Championship for 59 holes.

the title by sinking birdie putts of 25 feet on the par-3, 222-yard 16th and 12 feet on the par-5, 536-yard 17th. Price held off by

Championship Summary

Place	Player	Score	Winnings
1	Nick Price	70-70-68-70-278	\$280,000.00
2T	Gene Sauers	67-69-70-75-281	\$101,250.00
2T	John Cook	71-72-67-71-281	\$101,250.00
2T	Nick Faldo	68-70-76-67-281	\$101,250.00
2T	Jim Gallagher, Jr.	72-66-72-71-281	\$101,250.00
6	Jeff Maggert	71-72-65-74-282	\$60,000.00
7T	Dan Forsman	70-73-70-70-283	\$52,500.00
7T	Russ Cochran	69-69-76-69-283	\$52,500.00
9T	Brian Claar	68-73-73-70-284	\$40,000.00
9T	Anders Forsbrand	73-71-70-70-284	\$40,000.00
9T	Duffy Waldorf	74-73-68-69-284	\$40,000.00
12T	Corey Pavin	71-73-70-71-285	\$30,166.67
12T	Billy Andrade	72-71-70-72-285	\$30,166.67
12T	Jeff Sluman	73-71-72-69-285	\$30,166.67
15T	Mark Brooks	71-72-68-75-286	\$24,000.00
15T	Brad Faxon	72-69-75-70-286	\$24,000.00
15T	Greg Norman	71-74-71-70-286	\$24,000.00
18T	Steve Elkington	74-70-71-72-287	\$19,000.00
18T	Rick Fehr	74-73-71-69-287	\$19,000.00
18T	John Huston	73-75-71-68-287	\$19,000.00
21T	Tom Kite	69-73-73-73-288	\$14,000.00
21T	Bill Britton	70-77-70-71-288	\$14,000.00
21T	Fred Couples	69-73-73-73-288	\$14,000.00
21T	Tom Purtzer	72-72-74-70-288	\$14,000.00
21T	Git Morgan	71-69-73-75-288	\$14,000.00
21T	Tommy Nakajima	71-75-69-73-288	\$14,000.00
21T	Lee Janzen	74-71-72-71-288	\$14,000.00
28T	Tom Wargo	72-72-73-72-289	\$9,000.00
28T	Larry Nelson	72-68-75-74-289	\$9,000.00
28T	Joe Ozaki	76-72-74-67-289	\$9,000.00
28T	Peter Jacobsen	73-71-72-73-289	\$9,000.00
28T	Mike Hulbert	74-74-70-71-289	\$9,000.00
33T	Bruce Fleisher	70-72-75-73-290	\$7,000.00
33T	Brad Fabel	72-76-74-68-290	\$7,000.00
33T	Paul Azinger	72-73-68-77-290	\$7,000.00
33T	Dillard Pruitt	73-70-73-74-290	\$7,000.00
33T	Davis Love III	77-71-70-72-290	\$7,000.00
33T	Colin Montgomerie	72-76-69-73-290	\$7,000.00
33T	Frank Nobilo	69-74-74-73-290	\$7,000.00
40T	Lanny Wadkins	72-71-73-75-291	\$5,162.50
40T	Rocco Mediate	72-68-74-77-291	\$5,162.50
40T	Larry Mize	74-74-71-72-291	\$5,162.50
40T	Fulton Allem	74-72-72-73-291	\$5,162.50
40T	Billy Ray Brown	72-75-72-72-291	\$5,162.50
40T	David Edwards	74-70-77-70-291	\$5,162.50
40T	Mark James	75-72-72-72-291	\$5,162.50
40T	Bernhard Langer	72-74-72-73-291	\$5,162.50
48T	Raymond Floyd	69-75-69-79-292	\$3,687.50
48T	Brad Bryant	75-71-73-73-292	\$3,687.50
48T	Mark Calcavecchia	74-69-74-75-292	\$3,687.50
48T	Steven Richardson	73-66-75-78-292	\$3,687.50
48T	Steve Pate	70-78-70-74-292	\$3,687.50
48T	Craig Stadler	67-72-75-78-292	\$3,687.50
48T	Peter Senior	71-76-73-72-292	\$3,687.50
48T	Vijay Singh	70-73-73-76-292	\$3,687.50

Place	Player	Score	Winnings
56T	Joey Sindelar	72-75-75-71-293	\$3,000.00
56T	Bob Tway	74-73-72-74-293	\$3,000.00
56T	Lee Rinker	72-75-73-73-293	\$3,000.00
56T	Andrew Magee	74-71-74-74-293	\$3,000.00
56T	Keith Clearwater	73-72-74-74-293	\$3,000.00
56T	Gary Hallberg	71-72-72-78-293	\$3,000.00
62T	Jay Haas	75-73-74-72-294	\$2,725.00
62T	Blaine McCallister	73-75-76-70-294	\$2,725.00
62T	Jay Overton	73-73-76-72-294	\$2,725.00
62T	Tom Watson	72-71-73-78-294	\$2,725.00
66T	Roger MacKay	76-72-71-76-295	\$2,575.00
66T	Hale Irwin	71-77-72-75-295	\$2,575.00
66T	Jim Kane	72-73-76-74-295	\$2,575.00
69T	Ian Baker-Finch	71-75-78-72-296	\$2,487.50
69T	Ted Schulz	75-71-74-76-296	\$2,487.50
69T	Payne Stewart	76-69-79-72-296	\$2,487.50
69T	David Peoples	75-73-74-74-296	\$2,487.50
73T	Bruce Lietzke	75-70-80-73-298	\$2,400.00
73T	Ben Crenshaw	75-71-78-74-298	\$2,400.00
73T	David Frost	72-76-77-73-298	\$2,400.00
76T	Bob Estes	69-78-77-76-300	\$2,325.00
76T	Jay Don Blake	68-77-79-76-300	\$2,325.00
76T	Steven Veriato	70-73-77-80-300	\$2,325.00
79T	Todd M. Smith	75-73-79-76-303	\$2,250.00
79T	Robert Gamez	69-75-82-77-303	\$2,250.00
79T	Scott Gump	71-72-78-82-303	\$2,250.00
82	John Daly	76-72-79-77-304	\$2,200.00
83	Harold Perry	74-74-78-79-305	\$2,175.00
84T	Neal Lancaster	75-72-79-81-307	\$2,137.50
84T	Ken McDonald	78-69-78-82-307	\$2,137.50
CUT	Mike Schuchart	74-75-149	\$0.00
CUT	Billy Mayfair	74-75-149	\$0.00
CUT	Chip Beck	74-75-149	\$0.00
CUT	Bob Gilder	76-73-149	\$0.00
CUT	Scott Hoch	74-75-149	\$0.00
CUT	David Gilford	75-74-149	\$0.00
CUT	Denny Hepler	78-72-150	\$0.00
CUT	Bob Borowicz	73-77-150	\$0.00
CUT	David Feherty	75-75-150	\$0.00
CUT	Ed Dougherty	76-74-150	\$0.00
CUT	Mark McCumber	73-77-150	\$0.00
CUT	Jack Nicklaus	72-78-150	\$0.00
CUT	Mark O'Meara	75-75-150	\$0.00
CUT	José María Olazábal	73-77-150	\$0.00
CUT	Eduardo Romero	73-77-150	\$0.00
CUT	Dan Wood	76-74-150	\$0.00
CUT	D.A. Weibring	74-77-151	\$0.00
CUT	Jerry Tucker	76-75-151	\$0.00
CUT	Howard Twitty	76-75-151	\$0.00
CUT	Wayne Levi	77-74-151	\$0.00
CUT	Phil Blackmar	77-74-151	\$0.00
CUT	Nolan Henke	77-74-151	\$0.00
CUT	Mike West	75-76-151	\$0.00
CUT	Dudley Hart	77-75-152	\$0.00
CUT	David Glenz	76-76-152	\$0.00

Place	Player	Score	Winnings
CUT	Wayne Grady	75-77-152	\$0.00
CUT	Fred Funk	70-82-152	\$0.00
CUT	Louis Bartoletti	74-78-152	\$0.00
CUT	Sandy Lyle	74-78-152	\$0.00
CUT	Curtis Strange	74-78-152	\$0.00
CUT	Ian Woosnam	73-80-153	\$0.00
CUT	Ron McDougal	76-77-153	\$0.00
CUT	Ken Allard	75-78-153	\$0.00
CUT	Ernie Els	73-80-153	\$0.00
CUT	Larry Gilbert	74-79-153	\$0.00
CUT	Tony Johnstone	74-79-153	\$0.00
CUT	Gordon Johnson	79-75-154	\$0.00
CUT	Mike Harwood	76-78-154	\$0.00
CUT	Gene Fieger	77-77-154	\$0.00
CUT	Hubert Green	72-82-154	\$0.00
CUT	Gary Ostrega	75-79-154	\$0.00
CUT	Kirk Triplett	73-81-154	\$0.00
CUT	Hal Sutton	77-78-155	\$0.00
CUT	Lowell Dencer	73-82-155	\$0.00
CUT	Michael Burke, Jr.	76-79-155	\$0.00
CUT	Ed Sabo	77-78-155	\$0.00
CUT	Bruce Lehnhard	77-79-156	\$0.00
CUT	Kenny Knox	76-80-156	\$0.00
CUT	Gary Robison	77-79-156	\$0.00
CUT	Mike San Filippo	80-77-157	\$0.00
CUT	Tom Joyce	77-80-157	\$0.00
CUT	Mark Carnevale	79-78-157	\$0.00
CUT	Doug Hixon	80-78-158	\$0.00
CUT	Ed Whitman	75-83-158	\$0.00
CUT	Bob Lohr	76-82-158	\$0.00
CUT	Randy Peterson	80-79-159	\$0.00
CUT	Darrell Kestner	79-80-159	\$0.00
CUT	Steve Groves	83-76-159	\$0.00
CUT	Baker Maddera	83-77-160	\$0.00
CUT	Mike Moyers	82-80-162	\$0.00
CUT	Arnold Palmer	79-83-162	\$0.00
CUT	Bob Groff	79-83-162	\$0.00
CUT	Mel Baum	81-81-162	\$0.00
W/D	Ken Green	75-82-157	\$0.00

Championship Summary

Place	Player	Score	Winnings
1	John Daly	69-67-69-71-276	\$230,000.00
2	Bruce Lietzke	68-69-72-70-279	\$140,000.00
3	Jim Gallagher, Jr.	70-72-72-67-281	\$95,000.00
4	Kenny Knox	67-71-70-74-282	\$75,000.00
5T	Bob Gilder	73-70-67-73-283	\$60,000.00
5T	Steven Richardson	70-72-72-69-283	\$60,000.00
7T	Craig Stadler	68-71-69-76-284	\$38,000.00
7T	Hal Sutton	74-67-72-71-284	\$38,000.00
7T	Steve Pate	70-75-70-69-284	\$38,000.00
7T	Raymond Floyd	69-74-72-69-284	\$38,000.00
7T	John Huston	70-72-70-72-284	\$38,000.00
7T	David Feherty	71-74-71-68-284	\$38,000.00
13T	Andrew Magee	69-73-68-75-285	\$24,000.00
13T	Jay Don Blake	75-70-72-68-285	\$24,000.00
13T	Payne Stewart	74-70-71-70-285	\$24,000.00
16T	Howard Twitty	70-71-75-70-286	\$17,000.00
16T	Gil Morgan	70-71-74-71-286	\$17,000.00
16T	Rocco Mediate	71-71-73-71-286	\$17,000.00
16T	Nick Faldo	70-69-71-76-286	\$17,000.00
16T	Sandy Lyle	68-75-71-72-286	\$17,000.00
16T	Wayne Levi	73-71-72-70-286	\$17,000.00
16T	Ken Green	68-73-71-74-286	\$17,000.00
23T	Mike Hulbert	72-72-73-70-287	\$11,500.00
23T	Seve Ballesteros	71-72-71-73-287	\$11,500.00
23T	Chip Beck	73-73-70-71-287	\$11,500.00
23T	Jack Nicklaus	71-72-73-71-287	\$11,500.00
23T	Mark McNulty	75-71-69-73-288	\$8,150.00
27T	Loren Roberts	72-74-72-70-288	\$8,150.00
27T	Rick Fehr	70-73-71-74-288	\$8,150.00
27T	Fred Couples	74-67-76-71-288	\$8,150.00
27T	Jim Hallett	69-74-73-72-288	\$8,150.00
32T	Dan Forsman	73-74-68-74-289	\$6,000.00
32T	Davis Love III	72-72-72-73-289	\$6,000.00
32T	David Edwards	71-75-71-72-289	\$6,000.00
32T	Steve Elkington	74-68-74-73-289	\$6,000.00
32T	Billy Andrade	73-74-68-74-289	\$6,000.00
32T	Mark Calcavecchia	70-74-73-72-289	\$6,000.00
32T	Corey Pavin	72-73-71-73-289	\$6,000.00
32T	Greg Norman	70-74-72-73-289	\$6,000.00
32T	Jodie Mudd	74-71-74-70-289	\$6,000.00
32T	Doug Tewell	75-72-74-68-289	\$6,000.00
32T	Tom Purtzer	69-76-71-73-289	\$6,000.00
43T	Lanny Wadkins	71-74-72-73-290	\$4,030.00
43T	Craig Parry	73-70-76-71-290	\$4,030.00
43T	Ed Dougherty	75-70-69-76-290	\$4,030.00
43T	Wayne Grady	72-70-71-77-290	\$4,030.00
43T	Scott Hoch	71-75-72-72-290	\$4,030.00
48T	David Frost	74-70-75-72-291	\$3,175.00
48T	Brad Faxon	72-71-76-72-291	\$3,175.00
48T	Keith Clearwater	72-72-76-71-291	\$3,175.00
48T	Ian Woosnam	67-72-76-76-291	\$3,175.00
52T	Eduardo Romero	72-75-73-72-292	\$2,725.00
52T	Tom Sieckmann	68-76-74-74-292	\$2,725.00
52T	Mark McCumber	74-72-71-75-292	\$2,725.00
52T	David Graham	72-73-73-74-292	\$2,725.00

PGA CHAMPIONSHIP 1991

Champion: John Daly

Every sport has a magical moment when an unknown or ultimate longshot emerges to inspire people everywhere. The 1991 PGA Championship gave the world long-driving John Daly of Dardanelle, Arkansas. The ninth alternate, Daly got his chance when Nick Price withdrew to be present at the birth of his child and

Site: Crooked Stick Golf Club, Carmel, Indiana
Date: August 8-11
Purse: \$1,400,000
Par: 36-36-72 (7,295 yards)
Field: 151 **Cut:** at 147, 77 players advanced



three alternates ahead of Daly declined. Without the benefit of a practice round, Daly

posted an opening-round 69 to share eighth place. He seized the lead for good, closing the Championship with rounds of 67, 69 and 71 for a 276 total and a three-stroke victory over Bruce Lietzke.

PGA CHAMPIONSHIP 1990

Champion: Wayne Grady

Australian Wayne Grady, who would call Orlando, Florida, home, quietly opened with a par 72 at Shoal Creek in Birmingham, Alabama, then added rounds of 67, 72 and 71 to capture his first major golf championship. Fred Couples, one shot ahead of Grady through 66 holes, bogeyed the next four while Grady was making pars; Couples

Site: Shoal Creek Country Club, Birmingham, Alabama
Date: August 9-10
Purse: \$1,350,000
Par: 36-36-72 (7,145 yards)
Field: 152 **Cut:** at 151, 74 players advanced



place finisher Gil Morgan (286), managed to break par (288) for the Championship.

finished second, three strokes behind. Only three players, Grady, Couples and third-

Championship Summary

Place	Player	Score	Winnings
1	Wayne Grady	72-67-72-71-282	\$225,000.00
2	Fred Couples	69-71-73-72-285	\$135,000.00
3	Gil Morgan	77-72-65-72-286	\$90,000.00
4	Bill Britton	72-74-72-71-289	\$73,500.00
5T	Chip Beck	71-70-78-71-290	\$51,666.67
5T	Loren Roberts	73-71-70-76-290	\$51,666.66
5T	Billy Mayfair	70-71-75-74-290	\$51,666.67
8T	Don Pooley	75-74-71-72-292	\$34,375.00
8T	Mark McNulty	74-72-75-71-292	\$34,375.00
8T	Tim Simpson	71-73-75-73-292	\$34,375.00
12T	Larry Mize	72-68-76-77-293	\$27,000.00
12T	Hale Irwin	77-72-70-74-293	\$27,000.00
14T	Morris Hataalsky	73-78-71-72-294	\$20,600.00
14T	Billy Andrade	75-72-73-74-294	\$20,600.00
14T	Corey Pavin	73-75-72-74-294	\$20,600.00
14T	Jose Maria Olazábal	73-77-72-72-294	\$20,600.00
14T	Fuzzy Zoeller	72-71-76-75-294	\$20,600.00
19T	Mark Wiebe	74-73-75-73-295	\$14,000.00
19T	Tom Watson	74-71-77-73-295	\$14,000.00
19T	Greg Norman	77-69-76-73-295	\$14,000.00
19T	Mark O'Meara	69-76-79-71-295	\$14,000.00
19T	Blaine McCallister	75-73-74-73-295	\$14,000.00
19T	Bob Boyd	74-74-71-76-295	\$14,000.00
19T	Nick Faldo	71-75-80-69-295	\$14,000.00
26T	Mark Brooks	78-69-76-73-296	\$8,650.00
26T	Peter Jacobsen	74-75-71-76-296	\$8,650.00
26T	Chris Perry	75-74-72-75-296	\$8,650.00
26T	Ray Stewart	73-73-75-75-296	\$8,650.00
26T	Brian Tennyson	71-77-71-77-296	\$8,650.00
31T	Jeff Sluman	74-74-73-76-297	\$6,500.00
31T	Scott Verplank	70-76-73-78-297	\$6,500.00
31T	Ian Woosnam	74-75-70-78-297	\$6,500.00
31T	Steve Pate	71-75-71-80-297	\$6,500.00
31T	Dave Rummells	73-73-77-74-297	\$6,500.00
31T	Tom Purtzer	74-74-77-72-297	\$6,500.00
31T	David Frost	76-74-69-78-297	\$6,500.00
31T	Paul Azinger	76-70-74-77-297	\$6,500.00
31T	Ben Crenshaw	74-70-78-75-297	\$6,500.00
40T	Isao Aoki	72-74-78-74-298	\$4,750.00
40T	Tom Kite	79-71-74-74-298	\$4,750.00
40T	Davis Love III	72-72-77-77-298	\$4,750.00
40T	John Mahaffey	75-72-76-75-298	\$4,750.00
40T	Craig Parry	74-72-75-77-298	\$4,750.00
45T	Andrew Magee	75-74-73-77-299	\$3,700.00
45T	Sammy Racheles	75-73-76-75-299	\$3,700.00
45T	Mike Reid	71-78-78-72-299	\$3,700.00
45T	Bob Tway	72-76-73-78-299	\$3,700.00
49T	Stan Utley	71-72-80-77-300	\$2,865.62
49T	Hal Sutton	72-74-78-76-300	\$2,865.63
49T	Kenny Perry	73-76-78-73-300	\$2,865.63
49T	Mark McCumber	73-76-74-77-300	\$2,865.63
49T	Mike Hulbert	71-75-79-75-300	\$2,865.62
49T	Scott Hoch	78-73-72-77-300	\$2,865.63
49T	Raymond Floyd	72-77-74-77-300	\$2,865.62

Place	Player	Score	Winnings
49T	Robert Gamez	71-78-75-76-300	\$2,865.62
57T	Ian Baker-Finch	74-71-78-78-301	\$2,525.00
57T	Bob Gilder	73-78-73-77-301	\$2,525.00
57T	John Huston	72-72-77-80-301	\$2,525.00
57T	Craig Stadler	75-73-74-79-301	\$2,525.00
57T	David Peoples	77-71-77-76-301	\$2,525.00
62	Peter Senior	74-75-72-81-302	\$2,450.00
63T	Nick Price	75-71-81-76-303	\$2,400.00
63T	Donnie Hammond	77-70-80-76-303	\$2,400.00
63T	Jay Delsing	75-73-73-82-303	\$2,400.00
66T	David Graham	75-75-75-79-304	\$2,325.00
66T	Scott Simpson	76-75-72-81-304	\$2,325.00
66T	Bobby Wadkins	68-75-80-81-304	\$2,325.00
69T	Rocco Mediate	75-72-77-81-305	\$2,225.00
69T	Masashi Jumbo Ozaki	75-74-79-77-305	\$2,225.00
69T	James Blair	73-76-76-80-305	\$2,225.00
69T	Ed Fiori	75-76-77-77-305	\$2,225.00
69T	Cary Hungate	72-77-79-77-305	\$2,225.00
74	Bob Ford	75-75-79-77-306	\$2,150.00
CUT	Rick Fehr	77-75-152	\$1,000.00
CUT	Steve Elkington	75-77-152	\$1,000.00
CUT	Billy Ray Brown	75-77-152	\$1,000.00
CUT	Steve Jones	74-78-152	\$1,000.00
CUT	Bruce Lietzke	78-74-152	\$1,000.00
CUT	Bob Lohr	78-74-152	\$1,000.00
CUT	Rick Osberg	73-79-152	\$1,000.00
CUT	Larry Nelson	73-79-152	\$1,000.00
CUT	Jack Nicklaus	78-74-152	\$1,000.00
CUT	Jerry Pate	73-79-152	\$1,000.00
CUT	Lee Trevino	77-75-152	\$1,000.00
CUT	Ted Schulz	78-74-152	\$1,000.00
CUT	Mike Sullivan	75-77-152	\$1,000.00
CUT	Jeff Thomsen	77-76-153	\$1,000.00
CUT	Lonnie Nielsen	72-81-153	\$1,000.00
CUT	Bernhard Langer	75-78-153	\$1,000.00
CUT	Hubert Green	74-79-153	\$1,000.00
CUT	Robert Hoyt	74-79-153	\$1,000.00
CUT	Kirk Hanefeldt	76-77-153	\$1,000.00
CUT	Mark James	77-76-153	\$1,000.00
CUT	Bob Estes	77-77-154	\$1,000.00
CUT	Bruce Fleisher	78-76-154	\$1,000.00
CUT	Mark Calcavecchia	77-77-154	\$1,000.00
CUT	Russ Cochran	74-80-154	\$1,000.00
CUT	Ken Staufner	78-76-154	\$1,000.00
CUT	Ken Schall	77-78-155	\$1,000.00
CUT	Bill Sander	80-75-155	\$1,000.00
CUT	Lanny Wadkins	74-81-155	\$1,000.00
CUT	Curtis Strange	79-76-155	\$1,000.00
CUT	Brad Faxon	80-75-155	\$1,000.00
CUT	Mike Donald	76-79-155	\$1,000.00
CUT	Dan Forsman	76-80-156	\$1,000.00
CUT	Larry Emery	79-77-156	\$1,000.00
CUT	Stu Ingraham	75-81-156	\$1,000.00
CUT	Kirk Triplett	74-82-156	\$1,000.00
CUT	Kim Thompson	80-76-156	\$1,000.00

Place	Player	Score	Winnings
CUT	Jay Overton	77-79-156	\$1,000.00
CUT	Benny Passons	74-82-156	\$1,000.00
CUT	Ronan Rafferty	81-75-156	\$1,000.00
CUT	Gene Sauers	75-81-156	\$1,000.00
CUT	Dana Quigley	77-80-157	\$1,000.00
CUT	Dave Stockton	80-77-157	\$1,000.00
CUT	Phillip Hancock	82-75-157	\$1,000.00
CUT	Pat Fitzsimons	78-79-157	\$1,000.00
CUT	Tommy Armour III	78-79-157	\$1,000.00
CUT	Ray Freeman	79-79-158	\$1,000.00
CUT	Bob Makoski	82-76-158	\$1,000.00
CUT	Chris Tucker	76-82-158	\$1,000.00
CUT	Mike San Filippo	81-77-158	\$1,000.00
CUT	Joe Ozaki	77-81-158	\$1,000.00
CUT	Eduardo Romero	84-75-159	\$1,000.00
CUT	Jim Sabb	76-83-159	\$1,000.00
CUT	Rodger Davis	81-78-159	\$1,000.00
CUT	Brad Bryant	80-79-159	\$1,000.00
CUT	Greg Cerruti	75-84-159	\$1,000.00
CUT	Seve Ballesteros	77-83-160	\$1,000.00
CUT	Jay Haas	82-78-160	\$1,000.00
CUT	Jim Thorpe	77-83-160	\$1,000.00
CUT	Ed Whitman	84-76-160	\$1,000.00
CUT	Steve Bowien	81-80-161	\$1,000.00
CUT	Mike Gove	86-76-162	\$1,000.00
CUT	Arnold Palmer	81-81-162	\$1,000.00
CUT	Larry Gilbert	83-79-162	\$1,000.00
CUT	David Ishii	82-80-162	\$1,000.00
CUT	Drue Johnson	79-84-163	\$1,000.00
CUT	Jim Gallagher, Jr.	82-81-163	\$1,000.00
CUT	Chris Dachsen	84-81-165	\$1,000.00
CUT	Hunt Gilliland	82-83-165	\$1,000.00
CUT	Bob Borowicz	81-84-165	\$1,000.00
CUT	Andy Bean	84-82-166	\$1,000.00
CUT	Curt Schnell	82-84-166	\$1,000.00
CUT	Noel Caruso	84-83-167	\$1,000.00
CUT	Ken Allard	81-86-167	\$1,000.00
CUT	Dale Fuller	82-87-169	\$1,000.00
CUT	Ted Goin	87-83-170	\$1,000.00
W/D	Jay Don Blake	77-83-170	\$1,000.00
W/D	Mark Lye	72	\$1,000.00
W/D	Bill Glasson	82	\$1,000.00

Championship Summary

Place	Player	Score	Winnings
1	Payne Stewart	74-66-69-67-276	\$200,000.00
2T	Curtis Strange	70-68-70-69-277	\$83,333.33
2T	Mike Reid	66-67-70-74-277	\$83,333.33
2T	Andy Bean	70-67-74-66-277	\$83,333.34
5	Dave Rummells	68-69-69-72-278	\$45,000.00
6	Ian Woosnam	68-70-70-71-279	\$40,000.00
7T	Craig Stadler	71-64-72-73-280	\$36,250.00
7T	Scott Hoch	69-69-69-73-280	\$36,250.00
9T	Nick Faldo	70-73-69-69-281	\$30,000.00
9T	Ed Fiori	70-67-75-69-281	\$30,000.00
9T	Tom Watson	67-69-74-71-281	\$30,000.00
12T	Mark Wiebe	71-70-69-72-282	\$21,900.00
12T	Mike Sullivan	76-66-67-73-282	\$21,900.00
12T	Greg Norman	71-70-69-72-282	\$21,900.00
12T	Seve Ballesteros	72-70-66-74-282	\$21,900.00
12T	Jim Gallagher, Jr.	73-69-68-72-282	\$21,900.00
17T	Isao Aoki	72-71-65-75-283	\$15,000.00
17T	Ben Crenshaw	68-72-72-71-283	\$15,000.00
17T	Hal Sutton	72-71-70-70-283	\$15,000.00
17T	Chris Perry	67-70-70-76-283	\$15,000.00
17T	David Love III	73-69-72-69-283	\$15,000.00
17T	Blaine McCallister	71-72-70-70-283	\$15,000.00
17T	Larry Mize	73-71-68-71-283	\$15,000.00
24T	Dan Pohl	71-69-74-70-284	\$10,000.00
24T	Jeff Sluman	75-70-69-70-284	\$10,000.00
24T	Tommy Armour III	70-69-73-72-284	\$10,000.00
24T	Tim Simpson	69-70-73-73-285	\$7,535.71
27T	Howard Twitty	72-71-68-74-285	\$7,535.72
27T	Brian Tennyson	71-69-72-73-285	\$7,535.71
27T	Jack Nicklaus	68-72-73-72-285	\$7,535.72
27T	David Frost	70-74-69-72-285	\$7,535.71
27T	Mike Hulbert	70-71-72-72-285	\$7,535.72
27T	Peter Jacobsen	70-70-73-72-285	\$7,535.71
34T	Tom Kite	67-73-72-74-286	\$5,750.00
34T	Bob Gilder	72-72-74-68-286	\$5,750.00
34T	Chip Beck	73-71-69-73-286	\$5,750.00
34T	Ian Baker-Finch	74-68-70-74-286	\$5,750.00
34T	Don Pooley	70-71-72-73-286	\$5,750.00
34T	Loren Roberts	69-71-72-74-286	\$5,750.00
34T	Leonard Thompson	66-69-73-78-286	\$5,750.00
41T	Steve Pate	70-72-74-71-287	\$4,260.00
41T	Bob Lohr	75-69-69-74-287	\$4,260.00
41T	Bill Britton	75-67-71-74-287	\$4,260.00
41T	David Edwards	69-72-72-74-287	\$4,260.00
41T	Steve Elkington	69-75-71-72-287	\$4,260.00
46T	Raymond Floyd	73-71-70-74-288	\$3,220.00
46T	Wayne Grady	70-75-72-71-288	\$3,220.00
46T	Bruce Lietzke	70-72-73-73-288	\$3,220.00
46T	Larry Nelson	71-74-68-75-288	\$3,220.00
46T	Nick Price	70-72-72-74-288	\$3,220.00
51T	Kenny Perry	71-74-70-74-289	\$2,750.00
51T	Steve Jones	71-74-71-73-289	\$2,750.00
53T	Phil Blackmar	68-75-75-72-290	\$2,490.00
53T	Doug Tewell	73-69-72-76-290	\$2,490.00
53T	Scott Simpson	70-74-75-71-290	\$2,490.00

PGA CHAMPIONSHIP 1989

Champion: Payne Stewart

Payne Stewart birdied four of the last five holes at Kemper Lakes Golf Club, shooting a 31 over the final nine, to edge runners-up Mike Reid, Curtis Strange and Andy Bean, and win his first major title. Reid, who led the 71st PGA Championship until the finishing holes, bogeyed 16, double-bogeyed 17 and missed an 8-foot birdie putt on 18. Windless

Site: Kemper Lakes GC, Hawthorn Woods, Illinois
Date: August 10-13
Purse: \$1,200,000
Par: 36-36-72 (7,217 yards)
Field: 150 **Cut:** at 145, 70 players advanced



playing conditions at Kemper Lakes, a public golf facility, helped produce holes-in-one

by Mark O'Meara, Lanny Wadkins, Scott Hoch and Davis Love III. The four aces tied a PGA Championship record established in 1988.

PGA CHAMPIONSHIP 1988

Champion: Jeff Sluman

The 70th PGA Championship was played at Oak Tree Golf Club in Edmond, Oklahoma, rated one of the hardest courses in the country. Players were concerned that scores would be high, yet the 1988 PGA Championship turned out to be the second easiest in Championship history. This made for some exciting golf, as second-

Site: Oak Tree Golf Club,
Edmond, Oklahoma
Date: August 11-14
Purse: \$1,000,000
Par: 36-35-71 (7,015 yards)
Field: 150 **Cut:** at 144, 72 players advanced



on TV during the third round. Although Azinger had a hot hand all week, Jeff Sluman proved hotter by firing a final-round 65 that included an eagle-3 on the par-5 fifth hole, where Sluman holed a 100-yard wedge. The victory was the first of Sluman's career and atoned for his playoff loss to Sandy Lyle in the 1987 Players Championship.

round leader Paul Azinger made a hole-in-one, which was witnessed live by millions

of spectators. Sluman's victory was the first of Sluman's career and atoned for his playoff loss to Sandy Lyle in the 1987 Players Championship.

Championship Summary

Place	Player	Score	Winnings
1	Jeff Sluman	69-70-68-65-272	\$160,000.00
2	Paul Azinger	67-66-71-71-275	\$100,000.00
3	Tommy Nakajima	69-68-74-67-278	\$70,000.00
4T	Nick Faldo	67-71-70-71-279	\$45,800.00
4T	Tom Kite	72-69-71-67-279	\$45,800.00
6T	Bob Gilder	66-75-71-68-280	\$32,500.00
6T	Dave Rummells	73-64-68-75-280	\$32,500.00
8	Dan Pohl	69-71-70-71-281	\$28,000.00
9T	Greg Norman	68-71-72-71-282	\$21,500.00
9T	Mark O'Meara	70-71-70-71-282	\$21,500.00
9T	Payne Stewart	70-69-70-73-282	\$21,500.00
9T	Raymond Floyd	68-68-74-72-282	\$21,500.00
9T	Kenny Knox	72-69-68-73-282	\$21,500.00
9T	Steve Jones	69-68-72-73-282	\$21,500.00
15T	John Mahaffey	71-71-70-71-283	\$16,500.00
15T	Craig Stadler	68-73-75-67-283	\$16,500.00
17T	Nick Price	74-70-67-73-284	\$11,500.00
17T	Jay Overton	68-66-76-74-284	\$11,500.00
17T	Corey Pavin	71-70-75-68-284	\$11,500.00
17T	Richard Zokol	70-70-74-70-284	\$11,500.00
17T	Mark McNulty	73-70-67-74-284	\$11,500.00
17T	Dave Graham	70-67-73-74-284	\$11,500.00
17T	Ben Crenshaw	70-71-69-74-284	\$11,500.00
17T	Mark Calcavecchia	73-69-70-72-284	\$11,500.00
25T	Ronnie Black	71-71-70-73-285	\$6,666.66
25T	David Edwards	71-69-77-68-285	\$6,666.67
25T	Scott Hoch	74-69-68-74-285	\$6,666.67
25T	Blaine McCallister	73-67-75-70-285	\$6,666.66
25T	Lanny Wadkins	74-69-70-72-285	\$6,666.67
25T	Jay Don Blake	71-73-72-69-285	\$6,666.67
31T	Tom Watson	72-68-74-72-286	\$4,842.85
31T	Curtis Strange	72-72-73-69-286	\$4,842.86
31T	Gary Koch	72-65-78-71-286	\$4,842.86
31T	Donnie Hammond	72-72-73-69-286	\$4,842.86
31T	Steve Elkington	73-70-74-69-286	\$4,842.86
31T	Chip Beck	67-72-73-74-286	\$4,842.85
31T	Tommy Mediate	68-74-70-74-286	\$4,842.86
38T	Tommy Brannan	70-71-74-72-287	\$3,211.11
38T	Hale Irwin	74-70-72-71-287	\$3,211.11
38T	Jim Hallett	72-68-74-73-287	\$3,211.12
38T	Calvin Peete	74-66-74-73-287	\$3,211.11
38T	Larry Nelson	70-71-76-70-287	\$3,211.11
38T	Mark Wiebe	74-68-73-72-287	\$3,211.11
38T	Isao Aoki	73-71-70-73-287	\$3,211.11
38T	David Ishii	73-71-74-69-287	\$3,211.11
38T	Jay Haas	73-71-71-72-287	\$3,211.11
47	Peter Jacobsen	73-68-75-72-288	\$2,400.00
48T	John Cook	67-69-76-77-289	\$2,231.25
48T	Denis Watson	70-70-79-70-289	\$2,231.25
48T	Dave Stockton	70-69-75-75-289	\$2,231.25
48T	Bob Tway	71-71-70-77-289	\$2,231.25
52T	D.A. Weibring	72-72-73-73-290	\$2,092.50
52T	Robert Wrenn	72-68-73-77-290	\$2,092.50
52T	Jodie Mudd	70-73-77-70-290	\$2,092.50
52T	Rodger Davis	73-69-76-72-290	\$2,092.50

Place	Player	Score	Winnings
52T	Ed Fiori	71-69-76-74-290	\$2,092.50
52T	Scott Bess	74-69-73-74-290	\$2,092.50
58T	Bob Makoski	69-72-72-78-291	\$1,990.00
58T	Don Pooley	72-69-73-77-291	\$1,990.00
58T	Peter Senior	68-73-74-76-291	\$1,990.00
58T	John Inman	73-69-75-74-291	\$1,990.00
62T	Steve Pate	71-72-72-77-292	\$1,930.00
62T	Bruce Lietzke	70-72-76-74-292	\$1,930.00
64	Mike Reid	68-71-79-75-293	\$1,900.00
65	Gibby Gilbert	72-72-74-76-294	\$1,880.00
66T	Hal Sutton	69-74-75-77-295	\$1,840.00
66T	Jim Carter	73-68-76-78-295	\$1,840.00
66T	Bobby Wadkins	75-69-76-75-295	\$1,840.00
69	Andrew Magee	71-73-74-79-297	\$1,800.00
70	Doug Tewell	70-68-81-79-298	\$1,800.00
71	Dick Mast	71-72-72-85-300	\$1,800.00
CUT	Jim Beneppe	71-74-145	\$1,000.00
CUT	Dave Barr	74-71-145	\$1,000.00
CUT	Curt Byrum	79-66-145	\$1,000.00
CUT	Tom Byrum	73-72-145	\$1,000.00
CUT	Fred Couples	74-71-145	\$1,000.00
CUT	Brad Faxon	78-68-146	\$1,000.00
CUT	Seve Ballesteros	71-75-146	\$1,000.00
CUT	Bob Lohr	75-71-146	\$1,000.00
CUT	Gary Hallberg	73-73-146	\$1,000.00
CUT	Scott Simpson	74-72-146	\$1,000.00
CUT	Tim Simpson	72-74-146	\$1,000.00
CUT	Mac O'Grady	70-76-146	\$1,000.00
CUT	Joey Sindelar	74-73-147	\$1,000.00
CUT	Clarence Rose	73-74-147	\$1,000.00
CUT	Gene Sauers	74-73-147	\$1,000.00
CUT	Tom Sieckmann	73-74-147	\$1,000.00
CUT	Fuzzy Zoeller	74-73-147	\$1,000.00
CUT	Ken Green	74-73-147	\$1,000.00
CUT	Bob Groff	72-75-147	\$1,000.00
CUT	Fulton Allem	73-74-147	\$1,000.00
CUT	Ken Brown	74-73-147	\$1,000.00
CUT	Bob Eastwood	75-72-147	\$1,000.00
CUT	David Frost	75-73-148	\$1,000.00
CUT	David Thore	78-70-148	\$1,000.00
CUT	Sam Randolph	73-75-148	\$1,000.00
CUT	Lee Trevino	77-71-148	\$1,000.00
CUT	Gil Morgan	76-72-148	\$1,000.00
CUT	Andy North	74-74-148	\$1,000.00
CUT	Tom Purtzer	75-74-149	\$1,000.00
CUT	Scott Verplank	77-72-149	\$1,000.00
CUT	Woody Fitzhugh	74-75-149	\$1,000.00
CUT	Andy Bean	78-71-149	\$1,000.00
CUT	Morris Hatalsky	76-73-149	\$1,000.00
CUT	Ralph Landrum	75-74-149	\$1,000.00
CUT	Mike Hulbert	73-77-150	\$1,000.00
CUT	Wayne Grady	76-74-150	\$1,000.00
CUT	Tom Wargo	78-72-150	\$1,000.00
CUT	Larry Mize	73-77-150	\$1,000.00
CUT	Arnold Palmer	74-76-150	\$1,000.00

Place	Player	Score	Winnings
CUT	Jack Nicklaus	72-79-151	\$1,000.00
CUT	Jim Weeden	75-76-151	\$1,000.00
CUT	Bernhard Langer	74-77-151	\$1,000.00
CUT	Bob Mann	78-73-151	\$1,000.00
CUT	Mark McCumber	76-75-151	\$1,000.00
CUT	Keith Clearwater	77-74-151	\$1,000.00
CUT	Mike Donald	75-76-151	\$1,000.00
CUT	Russ Cochran	76-76-152	\$1,000.00
CUT	Jim Albus	80-72-152	\$1,000.00
CUT	Mike Malaska	77-75-152	\$1,000.00
CUT	Gregg Jones	76-76-152	\$1,000.00
CUT	Jim Dickson	74-78-152	\$1,000.00
CUT	Lonnie Nielsen	78-74-152	\$1,000.00
CUT	Benny Passons	78-75-153	\$1,000.00
CUT	Dana Quigley	79-74-153	\$1,000.00
CUT	Gene Fieger	75-78-153	\$1,000.00
CUT	Bob Lenzion	78-75-153	\$1,000.00
CUT	Michael Burke, Jr.	78-75-153	\$1,000.00
CUT	Mike Lawrence	79-75-154	\$1,000.00
CUT	Bob Menne	77-77-154	\$1,000.00
CUT	Darrell Kestner	78-76-154	\$1,000.00
CUT	Mark Brooks	80-74-154	\$1,000.00
CUT	Bill Brodell	79-75-154	\$1,000.00
CUT	Jay Lumpkin	74-82-156	\$1,000.00
CUT	Mark Gurnow	78-73-156	\$1,000.00
CUT	Ray Freeman	75-81-156	\$1,000.00
CUT	David Glenz	79-78-157	\$1,000.00
CUT	Lynn Janson	77-80-157	\$1,000.00
CUT	Mike San Filippo	80-77-157	\$1,000.00
CUT	John Paesani	79-78-157	\$1,000.00
CUT	Bob Klein	81-77-158	\$1,000.00
CUT	Jim Sabb	78-80-158	\$1,000.00
CUT	Rick Vershure	78-81-159	\$1,000.00
CUT	Jeff Roth	77-82-159	\$1,000.00
CUT	Carl Poche	80-79-159	\$1,000.00
CUT	Don Brigham	79-83-162	\$1,000.00
CUT	Dwight Nevil	81-84-165	\$1,000.00
W/D	Hubert Green	74-69-83-226	\$1,000.00
W/D	Ian Woosnam	78-79-157	\$1,000.00
W/D	Bill Glasson	83	\$1,000.00

Championship Summary

Place	Player	Score	Winnings
1P	Larry Nelson	70-72-73-72-287	\$150,000.00
2P	Lanny Wadkins	70-70-74-73-287	\$90,000.00
3T	D.A. Weibring	73-72-67-76-288	\$58,750.00
3T	Scott Hoch	74-74-71-69-288	\$58,750.00
5T	Mark McCumber	74-69-69-77-289	\$37,500.00
5T	Don Pooley	73-71-73-72-289	\$37,500.00
7T	Bobby Wadkins	68-74-71-77-290	\$27,500.00
7T	Ben Crenshaw	72-70-74-74-290	\$27,500.00
9	Curtis Strange	70-76-71-74-291	\$22,500.00
10T	Nick Price	76-71-70-75-292	\$17,000.00
10T	David Frost	75-70-71-76-292	\$17,000.00
10T	Seve Ballesteros	72-70-72-78-292	\$17,000.00
10T	Tom Kite	72-77-71-72-292	\$17,000.00
14T	David Edwards	69-75-77-72-293	\$10,750.00
14T	Raymond Floyd	70-70-73-80-293	\$10,750.00
14T	Jeff Sluman	72-69-78-74-293	\$10,750.00
14T	Dan Pohl	71-78-75-69-293	\$10,750.00
14T	Tom Watson	70-79-73-71-293	\$10,750.00
14T	Curt Byrum	74-75-68-76-293	\$10,750.00
20	Peter Jacobsen	73-75-73-73-294	\$8,500.00
21T	Bernhard Langer	70-78-77-70-295	\$7,500.00
21T	Gil Morgan	75-74-70-76-295	\$7,500.00
21T	Jim Hallett	73-78-73-71-295	\$7,500.00
24T	Gene Sauers	76-74-68-78-296	\$5,975.00
24T	Payne Stewart	72-75-75-74-296	\$5,975.00
24T	Jack Nicklaus	76-73-74-73-296	\$5,975.00
24T	Ken Brown	73-74-73-76-296	\$5,975.00
28T	Bobby Clampett	71-72-77-77-297	\$4,383.33
28T	Russ Cochran	73-76-69-79-297	\$4,383.34
28T	John Cook	76-70-72-79-297	\$4,383.33
28T	Ronnie Black	76-70-76-75-297	\$4,383.34
28T	Nick Faldo	73-73-77-74-297	\$4,383.34
28T	Jay Haas	74-70-76-77-297	\$4,383.33
28T	Roger Maltbie	74-72-75-76-297	\$4,383.33
28T	Bruce Lietzke	75-76-74-72-297	\$4,383.33
28T	Craig Stadler	75-72-75-75-297	\$4,383.33
28T	Chris Perry	75-75-74-73-297	\$4,383.34
28T	Brad Fabel	73-73-77-74-297	\$4,383.33
28T	Hal Sutton	73-74-74-76-297	\$4,383.33
40T	Denis Watson	76-75-72-75-298	\$3,400.00
40T	Phil Blackmar	74-72-80-72-298	\$3,400.00
40T	Robert Wrenn	75-72-76-75-298	\$3,400.00
43T	Bobby Cole	71-74-75-79-299	\$3,050.00
43T	Buddy Gardner	75-74-79-71-299	\$3,050.00
43T	Tim Simpson	71-70-81-77-299	\$3,050.00
43T	Mac O'Grady	78-70-71-80-299	\$3,050.00
47T	Tom Purtzer	75-73-81-71-300	\$2,400.00
47T	Mike Reid	71-79-74-76-300	\$2,400.00
47T	Scott Simpson	78-73-76-73-300	\$2,400.00
47T	Bob Tway	78-71-76-75-300	\$2,400.00
47T	Tom Byrum	79-72-76-73-300	\$2,400.00
47T	Fred Funk	69-79-79-73-300	\$2,400.00
47T	Bob Betley	72-79-77-72-300	\$2,400.00
47T	T.C. Chen	76-75-76-73-300	\$2,400.00
47T	Donnie Hammond	76-74-79-71-300	\$2,400.00

PGA CHAMPIONSHIP 1987

Champion: Larry Nelson

The 1987 PGA Championship, played during one of the hottest weeks at the home of the PGA of America on the difficult Champion Course at PGA National Golf Club, produced the highest winning score in PGA Championship history. A final round of even-par 72 brought 1981 PGA Champion Larry Nelson from three strokes off the

Site: PGA National Golf Club,
Palm Beach Gardens, Florida
Date: August 6-9
Purse: \$900,000
Par: 36-36-72 (7,002 yards)
Field: 150 **Cut:** at 151, 74 players advanced



pace to tie another former champion, Lanny Wadkins, at 287. Nelson won with a par 4 on

the first extra hole (No. 10) to become the 15th multiple winner of the PGA Championship.



PGA CHAMPIONSHIP 1986

Champion: Bob Tway

Bob Tway became the first player in modern history to win the PGA Championship with a birdie on the 72nd hole when he holed a shot from a green-side bunker. The Tour sophomore began the final round four strokes behind Greg Norman, who led the first three rounds. Tway, who shot a third-round Championship record-tying 64,

Site: Inverness Club,
Toledo, Ohio
Date: August 7-10
Purse: \$801,100
Par: 35-36-71 (6,982 yards)
Field: 150 Cut: at 146, 73 players advanced



76. PGA Club Professional Lonnie Nielsen of East Aurora, New York, tied for 11th at 284.

caught Norman on the back nine, shooting a closing 1-under-par 70 to the Australian's

Championship Summary

Place	Player	Score	Winnings
1	Bob Tway	72-70-64-70-276	\$140,000.00
2	Greg Norman	65-68-69-76-278	\$80,000.00
3	Peter Jacobsen	68-70-70-71-279	\$60,000.00
4	D.A. Weibring	71-72-68-69-280	\$42,865.00
5T	Payne Stewart	70-67-72-72-281	\$32,500.00
5T	Bruce Lietzke	69-71-70-71-281	\$32,500.00
7T	David Graham	75-69-71-67-282	\$20,833.33
7T	Mike Hulbert	69-68-74-71-282	\$20,833.33
7T	Jim Thorpe	71-67-73-71-282	\$20,833.33
10	Doug Tewell	73-71-68-71-283	\$15,000.00
11T	Lanny Wadkins	71-75-70-68-284	\$12,000.00
11T	Lee Trevino	71-74-69-70-284	\$12,000.00
11T	Lonnie Nielsen	73-69-72-70-284	\$12,000.00
11T	Donnie Hammond	70-71-68-75-284	\$12,000.00
11T	Ben Crenshaw	72-73-72-67-284	\$12,000.00
16T	Chip Beck	71-73-71-70-285	\$8,500.00
16T	Dan Pooley	71-74-69-71-285	\$8,500.00
16T	Tony Sills	71-72-69-73-285	\$8,500.00
16T	Tom Watson	72-69-72-72-285	\$8,500.00
16T	Jack Nicklaus	70-68-72-75-285	\$8,500.00
21T	Hal Sutton	73-71-70-72-286	\$6,120.00
21T	Corey Pavin	71-72-70-73-286	\$6,120.00
21T	Ronnie Black	68-71-74-73-286	\$6,120.00
21T	Wayne Grady	68-76-71-71-286	\$6,120.00
21T	David Frost	70-73-68-75-286	\$6,120.00
26T	Ken Green	71-72-71-73-287	\$4,900.00
26T	Hale Irwin	76-70-73-68-287	\$4,900.00
26T	Tom Kite	72-73-71-71-287	\$4,900.00
26T	Dan Pohl	71-71-74-71-287	\$4,900.00
30T	Calvin Peete	72-73-69-74-288	\$4,000.00
30T	Jeff Sluman	70-71-76-71-288	\$4,000.00
30T	Craig Stadler	67-74-73-74-288	\$4,000.00
30T	Gene Sauers	69-73-70-76-288	\$4,000.00
30T	Wayne Levi	68-73-71-76-288	\$4,000.00
30T	Ian Woosnam	72-70-75-71-288	\$4,000.00
36T	Mark Lye	72-71-70-76-289	\$3,400.00
36T	Buddy Gardner	72-73-71-73-289	\$3,400.00
36T	Isao Aoki	73-69-74-73-289	\$3,400.00
36T	Fred Couples	69-73-72-75-289	\$3,400.00
36T	Brett Upper	71-73-72-73-289	\$3,400.00
41T	Bobby Wadkins	69-74-70-77-290	\$2,850.00
41T	Scott Simpson	70-70-75-75-290	\$2,850.00
41T	Mike Reid	71-73-70-76-290	\$2,850.00
41T	Hubert Green	75-70-74-71-290	\$2,850.00
41T	Scott Hoch	72-70-75-73-290	\$2,850.00
41T	Jodie Mudd	72-73-73-72-290	\$2,850.00
47T	Davis Love III	70-72-72-77-291	\$2,250.00
47T	Mike Donald	74-69-73-75-291	\$2,250.00
47T	Dave Barr	71-73-73-74-291	\$2,250.00
47T	Tommy Nakajima	71-73-71-76-291	\$2,250.00
47T	Roger Maltbie	73-70-74-74-291	\$2,250.00
47T	Mark Wiebe	75-67-72-77-291	\$2,250.00
53T	Steve Pate	76-69-71-76-292	\$1,740.42
53T	Mike Sullivan	72-73-74-73-292	\$1,740.42
53T	Dave Stockton	70-75-74-73-292	\$1,740.42

Place	Player	Score	Winnings
53T	Joey Sindelar	74-72-73-73-292	\$1,740.42
53T	Mark McCumber	71-74-68-79-292	\$1,740.42
53T	Larry Mize	69-76-75-72-292	\$1,740.42
53T	Clarence Rose	73-71-72-76-292	\$1,740.42
53T	Andy Bean	74-70-72-76-292	\$1,740.42
53T	Phil Blackmar	67-73-79-73-292	\$1,740.42
53T	John Cook	71-72-75-74-292	\$1,740.42
53T	Jay Haas	69-77-74-72-292	\$1,740.42
53T	Bob Gilder	69-75-73-75-292	\$1,740.42
65	James Blair	72-74-72-75-293	\$1,600.00
66	Gary Koch	68-77-74-75-294	\$1,590.00
67	Lennie Clements	71-75-72-77-295	\$1,580.00
68	David Edwards	72-69-76-79-296	\$1,570.00
69	Bob Murphy	73-73-74-77-297	\$1,560.00
70	Ken Brown	73-73-72-80-298	\$1,550.00
71	Denis Watson	71-74-77-77-299	\$1,550.00
72	J.C. Snead	70-76-75-79-300	\$1,550.00
CUT	Kevin Morris	74-73-147	\$1,000.00
CUT	Andy North	72-75-147	\$1,000.00
CUT	Mark O'Meara	73-74-147	\$1,000.00
CUT	Mark McNulty	75-72-147	\$1,000.00
CUT	Larry Rinker	78-69-147	\$1,000.00
CUT	Nick Faldo	76-71-147	\$1,000.00
CUT	Pat Fitzsimons	73-74-147	\$1,000.00
CUT	Raymond Floyd	76-71-147	\$1,000.00
CUT	Jim Colbert	74-73-147	\$1,000.00
CUT	Barry Jaeckel	73-74-147	\$1,000.00
CUT	Andrew Magee	74-73-147	\$1,000.00
CUT	Bernhard Langer	73-74-147	\$1,000.00
CUT	Mark Hayes	73-74-148	\$1,000.00
CUT	Dan Halldorson	75-73-148	\$1,000.00
CUT	Masahiro Kuramoto	73-75-148	\$1,000.00
CUT	Ray Freeman	75-73-148	\$1,000.00
CUT	Bob Ackerman	76-72-148	\$1,000.00
CUT	Mike Schleiter	74-74-148	\$1,000.00
CUT	Mac O'Grady	72-76-148	\$1,000.00
CUT	Larry Nelson	74-74-148	\$1,000.00
CUT	Tom Purton	73-75-148	\$1,000.00
CUT	Howard Twitty	72-76-148	\$1,000.00
CUT	Fuzzy Zoeller	73-75-148	\$1,000.00
CUT	Curtis Strange	74-75-149	\$1,000.00
CUT	Pete Oakley	72-77-149	\$1,000.00
CUT	Gil Morgan	77-72-149	\$1,000.00
CUT	Manuel Piñero	76-73-149	\$1,000.00
CUT	George Burns	73-76-149	\$1,000.00
CUT	Scott Bess	74-75-149	\$1,000.00
CUT	T.M. Chen	75-74-149	\$1,000.00
CUT	Howard Clark	72-77-149	\$1,000.00
CUT	Brad Faxon	77-72-149	\$1,000.00
CUT	David Duschane	75-74-149	\$1,000.00
CUT	John Mahaffey	71-78-149	\$1,000.00
CUT	Larry Gilbert	73-76-149	\$1,000.00
CUT	Gary Hardin	77-73-150	\$1,000.00
CUT	Bob Lohr	74-76-150	\$1,000.00
CUT	Kenny Knox	74-76-150	\$1,000.00

Place	Player	Score	Winnings
CUT	Lynn Janson	74-76-150	\$1,000.00
CUT	Seve Ballesteros	74-76-150	\$1,000.00
CUT	Tim Simpson	73-77-150	\$1,000.00
CUT	Pat McGowan	76-74-150	\$1,000.00
CUT	Jim White	75-75-150	\$1,000.00
CUT	Larry Webb	76-74-150	\$1,000.00
CUT	Rick Vershure	75-76-151	\$1,000.00
CUT	Buddy Gardner	74-77-151	\$1,000.00
CUT	Ken Allard	75-76-151	\$1,000.00
CUT	Paul Azinger	72-79-151	\$1,000.00
CUT	Danny Edwards	72-80-152	\$1,000.00
CUT	Ed Dougherty	74-78-152	\$1,000.00
CUT	Bill Glasson	79-73-152	\$1,000.00
CUT	Jay Overton	72-80-152	\$1,000.00
CUT	Arnold Palmer	75-77-152	\$1,000.00
CUT	Wheeler Stewart	76-76-152	\$1,000.00
CUT	Leonard Thompson	79-73-152	\$1,000.00
CUT	Ossie Moore	76-76-152	\$1,000.00
CUT	Steven Veriato	72-81-153	\$1,000.00
CUT	Nick Price	75-78-153	\$1,000.00
CUT	Jeff Fox	78-75-153	\$1,000.00
CUT	José María Cañizares	72-81-153	\$1,000.00
CUT	Robert Hoyt	77-77-154	\$1,000.00
CUT	Willie Wood	76-78-154	\$1,000.00
CUT	Rives McBee	77-78-154	\$1,000.00
CUT	Dan Forsman	79-76-155	\$1,000.00
CUT	Charlie Epps	77-78-155	\$1,000.00
CUT	Dwight Nevil	79-77-156	\$1,000.00
CUT	Mike San Filippo	71-85-156	\$1,000.00
CUT	Paul Wise	84-72-156	\$1,000.00
CUT	Roy Vucinic	76-80-156	\$1,000.00
CUT	Gary Robinson	83-75-158	\$1,000.00
CUT	Rick Acton	80-78-158	\$1,000.00
CUT	Larry Babica	79-82-161	\$1,000.00
CUT	Bob Leaver	78-83-161	\$1,000.00
CUT	Gary Ostrega	77-84-161	\$1,000.00
CUT	Gregg Jones	79-83-162	\$1,000.00
CUT	Ron Wells	84-79-163	\$1,000.00
CUT	Paul Way	82-84-166	\$1,000.00
W/D	Johnny Miller	72-71-73-216	\$1,000.00

Championship Summary

Place	Player	Score	Winnings
1	Hubert Green	67-69-70-72-278	\$125,000.00
2	Lee Trevino	66-68-75-71-280	\$75,000.00
3T	T.M. Chen	69-76-71-65-281	\$42,500.00
3T	Andy Bean	71-70-72-68-281	\$42,500.00
5	Nick Price	73-73-65-71-282	\$25,000.00
6T	Corey Pavin	66-75-73-69-283	\$17,125.00
6T	Fred Couples	70-65-76-72-283	\$17,125.00
6T	Buddy Gardner	73-73-70-67-283	\$17,125.00
6T	Tom Watson	67-70-74-72-283	\$17,125.00
10T	Peter Jacobsen	66-71-75-72-284	\$12,625.00
10T	Lanny Wadkins	70-69-73-72-284	\$12,625.00
12T	Doug Tewell	64-72-77-72-285	\$9,016.67
12T	Payne Stewart	72-72-73-68-285	\$9,016.67
12T	Scott Simpson	72-68-72-73-285	\$9,016.67
12T	Dan Pohl	72-74-69-70-285	\$9,016.67
12T	Scott Hoch	70-73-73-69-285	\$9,016.67
12T	Tom Kite	69-75-71-70-285	\$9,016.67
18T	Wayne Levi	72-69-74-71-286	\$6,600.00
18T	Bruce Lietzke	70-74-72-70-286	\$6,600.00
18T	Bob Gilder	73-70-74-69-286	\$6,600.00
18T	Calvin Peete	69-72-75-70-286	\$6,600.00
23T	Craig Stadler	72-73-74-67-286	\$6,600.00
23T	Larry Mize	71-70-73-73-287	\$6,600.00
23T	Larry Nelson	70-74-71-72-287	\$6,600.00
23T	T.C. Chen	73-74-74-66-287	\$6,600.00
23T	John Mahaffey	74-73-71-69-287	\$6,600.00
23T	Willie Wood	71-73-74-69-287	\$6,600.00
28T	Gil Morgan	69-77-72-70-288	\$4,300.00
28T	Mark O'Meara	71-76-71-70-288	\$4,300.00
28T	Roger Maltbie	69-73-72-74-288	\$4,300.00
32T	Joey Sindelar	71-75-71-71-288	\$4,300.00
32T	Bernhard Langer	69-72-76-72-289	\$3,408.33
32T	Jack Nicklaus	66-75-74-74-289	\$3,408.33
32T	Hale Irwin	71-73-72-73-289	\$3,408.33
32T	Donnie Hammond	71-76-73-69-289	\$3,408.33
32T	Seve Ballesteros	73-72-68-76-289	\$3,408.33
32T	David Graham	75-70-69-75-289	\$3,408.33
38T	Dave Barr	71-74-72-73-290	\$2,950.00
38T	Jay Haas	71-75-74-70-290	\$2,950.00
40T	Billy Kratzert	72-71-78-70-291	\$2,500.00
40T	Woody Blackburn	72-71-74-74-291	\$2,500.00
40T	Frank Conner	71-73-72-75-291	\$2,500.00
40T	Bobby Nichols	75-71-75-70-291	\$2,500.00
40T	Tim Norris	71-70-74-76-291	\$2,500.00
40T	Mark Pfeil	70-70-74-77-291	\$2,500.00
40T	Denis Watson	74-73-74-70-291	\$2,500.00
47T	David Ogrin	76-70-76-70-292	\$2,075.00
47T	Danny Edwards	67-76-73-76-292	\$2,075.00
47T	George Archer	72-71-73-76-292	\$2,075.00
47T	Mark Lye	70-72-77-73-292	\$2,075.00
51T	Lon Hinkle	70-75-76-72-293	\$1,905.00
51T	Ed Fiori	70-76-76-71-293	\$1,905.00
51T	Howard Twitty	70-77-74-72-293	\$1,905.00
54T	Brett Upper	72-74-73-75-294	\$1,764.00
54T	Bill Glasson	71-76-74-73-294	\$1,764.00

PGA CHAMPIONSHIP 1985

Champion: Hubert Green

Former U.S. Open Champion Hubert Green returned from virtual oblivion to out-duel defending Champion Lee Trevino at Cherry Hills Country Club in Englewood, Colo. With rounds of 66 and 68, Trevino led at the midway point, but with closing rounds of 70 and 72, Green overtook Trevino for a two-stroke

Site: Cherry Hills Country Club,
Englewood, Colorado
Date: August 8-11
Purse: \$702,000
Par: 35-36-71 (7,145 yards)
Field: 149 Cut: at 147, 76 players advanced



victory. It would be Green's 19th and final triumph on the PGA Tour.

PGA CHAMPIONSHIP 1984

Champion: Lee Trevino

Three former PGA Champions – Lee Trevino, Gary Player and Lanny Wadkins – staged one of the most exciting PGA Championships ever at Shoal Creek. Wadkins tied for the first-day lead with 1982 winner Raymond Floyd and Mike Reid with a 4-under-par 68, then tied for the second-round lead at 137 with Trevino and Player.

Site: Shoal Creek Country Club, Birmingham, Alabama
Date: August 16-19
Purse: \$700,300
Par: 36-36-72 (7,145 yards)
Field: 148 **Cut:** at 148, 70 players advanced



round in PGA Championship history Trevino, wielding a hot putter he purchased a few weeks earlier in Holland, took the lead on Saturday with a 67 and on Sunday turned back every bid Wadkins and Player could offer, walking off the 72nd green with a four-shot victory at 273.

In that round, Player leaped into contention with a 63, which matched the lowest single

stroke win led to Sutton's No. 1 money-winning year and his first PGA Player of the Year Award.

Championship Summary

Place	Player	Score	Winnings
1	Lee Trevino	69-68-67-69-273	\$125,000.00
2T	Lanny Wadkins	68-69-68-72-277	\$62,500.00
2T	Gary Player	74-63-69-71-277	\$62,500.00
4	Calvin Peete	71-70-69-68-278	\$35,000.00
5	Seve Ballesteros	70-69-70-70-279	\$25,000.00
6T	Gary Hallberg	69-71-68-72-280	\$17,125.00
6T	Scott Simpson	69-69-72-70-280	\$17,125.00
6T	Hal Sutton	74-73-64-69-280	\$17,125.00
10T	Larry Mize	71-69-67-73-280	\$17,125.00
10T	Tommy Nakajima	72-68-67-74-281	\$12,083.33
10T	Victor Regalado	69-69-73-70-281	\$12,083.33
10T	Russ Cochran	73-68-73-67-281	\$12,083.34
13	Raymond Floyd	68-71-69-74-282	\$10,000.00
14T	Hubert Green	70-74-66-73-283	\$8,750.00
14T	Mike Reid	68-72-72-71-283	\$8,750.00
14T	Donnie Hammond	70-69-71-74-284	\$7,800.00
16T	Andy Bean	69-75-70-70-284	\$7,800.00
18T	Peter Jacobsen	70-72-72-71-285	\$7,050.00
18T	Craig Stadler	71-73-73-68-285	\$7,050.00
20T	Corey Pavin	73-72-74-67-286	\$6,030.00
20T	John Mahaffey	72-72-72-70-286	\$6,030.00
20T	Fred Couples	72-72-75-67-286	\$6,030.00
20T	Nick Faldo	69-73-74-70-286	\$6,030.00
20T	Keith Fergus	72-72-72-70-286	\$6,030.00
25T	Jim Colbert	71-72-74-70-287	\$4,506.25
25T	Chip Beck	69-77-70-71-287	\$4,506.25
25T	Rex Caldwell	71-71-74-71-287	\$4,506.25
25T	Hale Irwin	71-70-74-72-287	\$4,506.25
25T	Jack Nicklaus	77-70-71-69-287	\$4,506.25
25T	Mark O'Meara	75-69-71-72-287	\$4,506.25
25T	Tim Simpson	73-70-72-72-287	\$4,506.25
25T	Doug Tewell	72-71-71-73-287	\$4,506.25
33	Denis Watson	73-68-74-73-288	\$3,600.00
34T	Don Pooley	70-73-75-71-289	\$3,316.67
34T	Tom Kite	74-72-74-69-289	\$3,316.66
34T	Ronnie Black	74-70-74-71-289	\$3,316.67
37T	David Edwards	72-71-72-75-290	\$3,050.00
37T	Bob Gilder	70-74-73-73-290	\$3,050.00
39T	Jay Haas	70-69-75-77-291	\$2,505.56
39T	Danny Edwards	72-76-72-71-291	\$2,505.55
39T	George Cadle	74-71-73-73-291	\$2,505.56
39T	Dan Pohl	71-70-73-77-291	\$2,505.56
39T	Greg Norman	75-72-73-71-291	\$2,505.56
39T	Allen Miller	72-72-71-76-291	\$2,505.55
39T	Tom Watson	74-72-74-71-291	\$2,505.56
39T	Dave Stockton	73-74-71-73-291	\$2,505.55
39T	Richard Zokol	74-74-70-73-291	\$2,505.55
48T	Leonard Thompson	70-71-71-80-292	\$1,977.50
48T	Mark McCumber	73-74-73-72-292	\$1,977.50
48T	Jack Renner	73-69-78-72-292	\$1,977.50
48T	Mike Donald	74-72-75-71-292	\$1,977.50
48T	David Graham	71-72-80-69-292	\$1,977.50
48T	Scott Hoch	75-73-70-74-292	\$1,977.50
54T	Gary Koch	74-73-70-76-293	\$1,777.50
54T	Mark Lye	74-74-73-72-293	\$1,777.50

Place	Player	Score	Winnings
54T	Nick Price	73-74-71-75-293	\$1,777.50
54T	Gary McCord	73-73-76-71-293	\$1,777.50
58	Dave Barr	69-79-73-73-294	\$1,710.00
59T	Joe Inman	73-73-73-76-295	\$1,661.67
59T	Larry Rinker	75-73-74-73-295	\$1,661.67
59T	Jim Thorpe	74-73-75-73-295	\$1,661.66
62T	Scott Bess	69-76-76-75-296	\$1,600.00
62T	Joey Sindelar	72-76-73-75-296	\$1,600.00
62T	Tony Sills	74-74-73-75-296	\$1,600.00
65T	Jim Albus	75-71-74-77-297	\$1,542.50
65T	Bruce Lietzke	73-75-73-76-297	\$1,542.50
65T	Mike Sullivan	76-72-79-70-297	\$1,542.50
65T	Roger Maltbie	72-75-76-74-297	\$1,542.50
69	D.A. Weibring	76-72-74-76-298	\$1,510.00
70	Lon Hinkle	74-72-72-81-299	\$1,500.00
CUT	Lynn Janson	72-77-149	\$1,000.00
CUT	Laurie Hammer	75-74-149	\$1,000.00
CUT	Lee Elder	75-74-149	\$1,000.00
CUT	John Elliott Jr	79-72-149	\$1,000.00
CUT	Gavan Levenson	78-71-149	\$1,000.00
CUT	Jim Simons	79-75-149	\$1,000.00
CUT	Clarence Rose	76-73-149	\$1,000.00
CUT	Jim Nelford	73-76-149	\$1,000.00
CUT	Larry Nelson	72-77-149	\$1,000.00
CUT	Gil Morgan	70-79-149	\$1,000.00
CUT	Pat McGowan	76-74-150	\$1,000.00
CUT	Tim Norris	74-74-150	\$1,000.00
CUT	Tom Weiskopf	74-76-150	\$1,000.00
CUT	Isao Aoki	77-73-150	\$1,000.00
CUT	Brad Bryant	76-74-150	\$1,000.00
CUT	Tom Jenkins	75-75-150	\$1,000.00
CUT	Rick Karbowski	74-76-150	\$1,000.00
CUT	Morris Hatalasky	77-74-151	\$1,000.00
CUT	T.C. Chen	83-68-151	\$1,000.00
CUT	Bobby Wadkins	74-77-151	\$1,000.00
CUT	Don Padgett	80-71-151	\$1,000.00
CUT	David Ogryn	78-73-151	\$1,000.00
CUT	Arnold Palmer	79-73-152	\$1,000.00
CUT	Paul Wise	76-76-152	\$1,000.00
CUT	Jack Seltzer	74-78-152	\$1,000.00
CUT	Bob Eastwood	78-74-152	\$1,000.00
CUT	John Cook	75-77-152	\$1,000.00
CUT	George Burns	78-74-152	\$1,000.00
CUT	Buddy Gardner	74-78-152	\$1,000.00
CUT	Pat Lindsey	80-72-152	\$1,000.00
CUT	Wayne Levi	76-76-152	\$1,000.00
CUT	Al Geiberger	77-76-153	\$1,000.00
CUT	John Fought	75-78-153	\$1,000.00
CUT	Ed Fiori	78-75-153	\$1,000.00
CUT	Terry Florence	76-77-153	\$1,000.00
CUT	Ben Crenshaw	80-73-153	\$1,000.00
CUT	Payne Stewart	80-73-153	\$1,000.00
CUT	Rick Osberg	76-77-153	\$1,000.00
CUT	Gary Robinson	78-75-153	\$1,000.00
CUT	Tom Purtzer	78-75-153	\$1,000.00

Place	Player	Score	Winnings
CUT	Bobby Nichols	77-76-153	\$1,000.00
CUT	Bob Murphy	76-78-154	\$1,000.00
CUT	Peter Oosterhuis	76-78-154	\$1,000.00
CUT	Roger Ginsberg	79-75-154	\$1,000.00
CUT	Jim King	75-80-155	\$1,000.00
CUT	Jim Dent	78-77-155	\$1,000.00
CUT	Brien P. Charter	75-80-155	\$1,000.00
CUT	John Adams	77-78-155	\$1,000.00
CUT	John Pohl	72-70-69-69-280	\$16,000.00
CUT	Jerry Pate	77-78-155	\$1,000.00
CUT	Ron Streck	79-76-155	\$1,000.00
CUT	Mike San Filippo	75-80-155	\$1,000.00
CUT	Wheeler Stewart	78-77-155	\$1,000.00
CUT	John Dahl	79-77-156	\$1,000.00
CUT	Jim Wright	79-77-156	\$1,000.00
CUT	Charlie Epps	78-78-156	\$1,000.00
CUT	Robert Hoyt	80-76-156	\$1,000.00
CUT	David Glenz	81-75-156	\$1,000.00
CUT	Bob Ford	77-79-156	\$1,000.00
CUT	Bobby Mitchell	79-78-157	\$1,000.00
CUT	Larry Webb	76-82-158	\$1,000.00
CUT	Curtis Strange	79-79-158	\$1,000.00
CUT	J.C. Snead	81-77-158	\$1,000.00
CUT	Phillip Hancock	81-77-158	\$1,000.00
CUT	Marty Bohlen	81-77-158	\$1,000.00
CUT	Don Pooley	79-79-158	\$1,000.00
CUT	Gary Balliett	79-80-159	\$1,000.00
CUT	Doug Steffen	81-78-159	\$1,000.00
CUT	Gary Gant	79-81-160	\$1,000.00
CUT	Barry Holt	83-78-161	\$1,000.00
CUT	Dan Murphy	79-83-162	\$1,000.00
CUT	Barry Jaeckel	81-81-162	\$1,000.00
CUT	Jack Slocum	83-79-162	\$1,000.00
CUT	Mac O'Grady	79-84-163	\$1,000.00
CUT	Tim Collins	86-78-164	\$1,000.00
CUT	John Calabria	82-83-165	\$1,000.00
CUT	Dow Finsterwald	82-84-166	\$1,000.00
CUT	Joe Carr	85-84-169	\$1,000.00
W/D	Johnny Miller	75	\$1,000.00

Championship Summary

Place	Player	Score	Winnings
1	Hal Sutton	65-66-72-71-274	\$100,000.00
2	Jack Nicklaus	73-65-71-66-275	\$60,000.00
3	Peter Jacobsen	73-70-68-65-276	\$40,000.00
4	Pat McGowan	68-67-73-69-277	\$30,000.00
5	John Fought	67-69-71-71-278	\$25,000.00
6T	Bruce Lietzke	67-71-70-71-279	\$19,000.00
6T	Fuzzy Zoeller	72-71-67-69-279	\$19,000.00
8	Dan Pohl	72-70-69-69-280	\$16,000.00
9T	Mike Reid	69-71-72-70-282	\$10,880.00
9T	Doug Tewell	74-72-69-67-282	\$10,880.00
9T	Scott Simpson	66-73-70-73-282	\$10,880.00
9T	Jay Haas	68-72-69-73-282	\$10,880.00
9T	Ben Crenshaw	68-66-71-77-282	\$10,880.00
14T	Keith Fergus	68-70-72-73-283	\$6,750.00
14T	David Graham	70-69-74-70-283	\$6,750.00
14T	Roger Maltbie	71-71-71-70-283	\$6,750.00
14T	Hale Irwin	72-70-73-68-283	\$6,750.00
14T	Jim Thorpe	68-72-74-69-283	\$6,750.00
14T	Lee Trevino	70-68-74-71-283	\$6,750.00
20T	Raymond Floyd	69-75-71-69-284	\$4,750.00
20T	Danny Edwards	67-76-71-70-284	\$4,750.00
20T	John Cook	74-71-68-71-284	\$4,750.00
23T	Fred Couples	71-70-73-71-285	\$3,912.50
23T	Chip Beck	72-71-70-72-285	\$3,912.50
23T	Don Pooley	72-68-74-71-285	\$3,912.50
23T	Jerry Pate	69-72-70-74-285	\$3,912.50
27T	Bobby Wadkins	73-72-74-67-286	\$3,200.00
27T	Buddy Whitten	66-70-73-77-286	\$3,200.00
27T	Seve Ballesteros	71-76-72-67-286	\$3,200.00
30T	Andy Bean	71-73-71-72-287	\$2,650.00
30T	Tom Weiskopf	76-70-69-72-287	\$2,650.00
30T	Bob Boyd	70-77-72-68-287	\$2,650.00
30T	Mark Pfeil	73-71-70-73-287	\$2,650.00
30T	Jim Simons	69-75-72-71-287	\$2,650.00
30T	Johnny Miller	72-75-73-67-287	\$2,650.00
36T	Larry Nelson	72-68-68-80-288	\$2,087.50
36T	Bobby Nichols	75-69-74-70-288	\$2,087.50
36T	Bob Shearer	73-67-76-72-288	\$2,087.50
36T	Calvin Peete	69-71-76-72-288	\$2,087.50
36T	Tim Simpson	76-70-70-72-288	\$2,087.50
36T	Jim Colbert	73-66-76-73-288	\$2,087.50
42T	Barry Jaeckel	73-74-67-75-289	\$1,875.00
42T	Lou Graham	73-74-70-72-289	\$1,875.00
42T	Gary Hallberg	71-75-71-72-289	\$1,875.00
42T	Gary Player	74-68-73-74-289	\$1,875.00
42T	Greg Norman	72-72-70-75-289	\$1,875.00
47T	Larry Mize	70-70-75-75-290	\$1,730.00
47T	Peter Oosterhuis	75-71-71-73-290	\$1,730.00
47T	Tom Watson	75-67-78-70-290	\$1,730.00
47T	Gibby Gilbert	70-66-80-74-290	\$1,730.00
47T	Morris Hatalasky	69-75-73-73-290	\$1,730.00
47T	Vance Heafner	73-74-72-71-290	\$1,730.00
47T	Lon Hinkle	70-75-74-71-290	\$1,730.00
47T	Mike Nicolette	72-71-73-74-290	\$1,730.00
55T	Charles Coody	73-72-70-76-291	\$1,610.00

PGA CHAMPIONSHIP 1983

Champion: Hal Sutton

Site: Riviera Country Club, Pacific Palisades, California
Date: August 4-7
Purse: \$600,000
Par: 35-36-71 (6,946 yards)
Field: 150 **Cut:** at 147, 87 players advanced



A brilliant 6-under-par 65 provided Hal Sutton with the opening-round lead at Riviera Country Club. The 1982 Rookie of the Year followed up with rounds of 66, 72 and 71 for a "wire-to-wire" victory in spite of a last-day charge by Jack Nicklaus, who added his fourth second-place PGA Championship finish to his record-tying five PGA Championship victories. The one-

stroke win led to Sutton's No. 1 money-winning year and his first PGA Player of the Year Award.



PGA CHAMPIONSHIP 1982

Champion: Raymond Floyd

Raymond Floyd opened the event at Southern Hills on a broiling day with a blistering 7-under-par 63 and led for the remainder of the Championship, winning by three strokes over Lanny Wadkins. It was Floyd's second PGA Championship. The 39-year-old set the PGA Championship record of 132 for a 36-hole record of 63.

Site: Southern Hills Country Club,
Tulsa, Oklahoma
Date: August 5-8
Purse: \$451,800
Par: 35-35-70 (6,862 yards)
Field: 150 Cut: at 145, 74 players advanced



Championship Summary

Place	Player	Score	Winnings
1	Raymond Floyd	63-69-68-72-272	\$65,000.00
2	Lanny Wadkins	71-68-69-67-275	\$45,000.00
3T	Calvin Peete	69-70-68-69-276	\$27,500.00
3T	Fred Couples	67-71-72-66-276	\$27,500.00
5T	Jay Haas	71-66-68-72-277	\$16,000.00
5T	Greg Norman	66-69-70-72-277	\$16,000.00
5T	Jim Simons	68-67-73-69-277	\$16,000.00
8	Bob Gilder	66-68-72-72-278	\$11,000.00
9T	Lon Hinkle	70-68-71-71-280	\$7,918.75
9T	Tom Kite	73-70-70-67-280	\$7,918.75
9T	Jerry Pate	72-69-70-69-280	\$7,918.75
9T	Tom Watson	72-69-71-68-280	\$7,918.75
13	Seve Ballesteros	71-68-69-73-281	\$6,500.00
14T	Nick Faldo	67-70-73-72-282	\$5,750.00
14T	Curtis Strange	72-70-71-69-282	\$5,750.00
14T	Craig Stadler	71-70-70-72-283	\$4,625.00
16T	Tom Purtzer	73-69-73-68-283	\$4,625.00
16T	Jack Nicklaus	74-70-72-67-283	\$4,625.00
16T	Bruce Lietzke	73-71-70-69-283	\$4,625.00
16T	Jim Colbert	70-72-72-69-283	\$4,625.00
16T	Dan Halldorson	69-71-72-71-283	\$4,625.00
22T	Danny Edwards	71-71-68-74-284	\$3,600.00
22T	Gil Morgan	76-66-68-74-284	\$3,600.00
22T	Mark Pfeil	68-73-76-67-284	\$3,600.00
22T	Peter Oosterhuis	72-72-74-66-284	\$3,600.00
22T	Ron Streck	71-72-71-70-284	\$3,600.00
22T	Doug Tewell	72-70-72-70-284	\$3,600.00
22T	Leonard Thompson	72-72-71-69-284	\$3,600.00
29T	Hal Sutton	72-68-70-75-285	\$3,100.00
29T	Bill Rogers	73-71-70-71-285	\$3,100.00
29T	Mike Holland	71-73-70-71-285	\$3,100.00
32T	Scott Simpson	71-71-75-69-286	\$2,850.00
32T	Johnny Miller	76-67-73-70-286	\$2,850.00
34T	Bobby Nichols	73-69-74-71-287	\$2,350.00
34T	Bob Murphy	71-74-68-74-287	\$2,350.00
34T	Jim Thorpe	72-71-73-71-287	\$2,350.00
34T	Peter Jacobsen	73-70-69-75-287	\$2,350.00
34T	Mark Hayes	69-72-70-76-287	\$2,350.00
34T	John Cook	71-72-71-73-287	\$2,350.00
34T	George Archer	71-70-71-75-287	\$2,350.00
34T	Miller Barber	71-74-70-72-287	\$2,350.00
42T	Dave Barr	71-72-71-74-288	\$1,642.85
42T	George Burns	72-72-71-73-288	\$1,642.86
42T	Barry Jaeckel	72-69-74-73-288	\$1,642.86
42T	Hale Irwin	73-69-73-73-288	\$1,642.86
42T	Masahiro Kuramoto	71-70-70-77-288	\$1,642.85
42T	Mike Reid	71-72-73-72-288	\$1,642.86
42T	John Mahaffey	74-70-72-72-288	\$1,642.86
49T	Gene Littler	73-72-67-77-289	\$1,315.00
49T	Tommy Valentine	73-68-70-78-289	\$1,315.00
49T	Bobby Wadkins	71-71-75-72-289	\$1,315.00
49T	David Graham	68-71-74-76-289	\$1,315.00
49T	Isao Aoki	69-75-71-74-289	\$1,315.00
54T	Vance Heafner	68-71-76-75-290	\$1,182.14
54T	Gibby Gilbert	72-73-69-76-290	\$1,182.14

Place	Player	Score	Winnings
54T	Ed Fiori	72-71-76-71-290	\$1,182.15
54T	Morris Hataalsky	72-73-69-76-290	\$1,182.14
54T	Lyn Lott	70-73-72-75-290	\$1,182.14
54T	Roger Maltbie	71-73-72-74-290	\$1,182.14
54T	Mark McNulty	76-69-76-69-290	\$1,182.15
61T	Jim Nelford	73-71-73-74-291	\$1,137.50
61T	Ed Sneed	72-72-70-77-291	\$1,137.50
61T	Rex Caldwell	67-76-70-78-291	\$1,137.50
61T	Brad Bryant	74-70-71-76-291	\$1,137.50
65T	Tom Jenkins	69-71-75-77-292	\$1,122.50
65T	Jeff Mitchell	73-72-73-74-292	\$1,122.50
67T	Mark Lye	72-73-70-78-293	\$1,110.00
67T	Don Pooley	73-71-72-77-293	\$1,110.00
67T	Billy Casper	72-73-75-73-293	\$1,110.00
70T	Dan Pohl	71-71-73-79-294	\$1,100.00
70T	Andy North	72-72-77-73-294	\$1,100.00
72	Don Padgett	72-72-74-77-295	\$1,100.00
73	Woody Blackburn	74-71-78-77-300	\$1,100.00
74	Lennie Clements	75-69-82-78-304	\$1,100.00
CUT	Chip Beck	73-73-146	\$650.00
CUT	Joe Inman	73-73-146	\$650.00
CUT	John Jackson	68-78-146	\$650.00
CUT	Don January	73-73-146	\$650.00
CUT	Gary Player	76-70-146	\$650.00
CUT	Tim Simpson	72-74-146	\$650.00
CUT	Dave Stockton	73-73-146	\$650.00
CUT	Jim Logue	71-70-147	\$650.00
CUT	Jim Kieley	72-75-147	\$650.00
CUT	Richard Crawford	75-72-147	\$650.00
CUT	D.A. Weibring	75-72-147	\$650.00
CUT	Buddy Whitten	73-74-147	\$650.00
CUT	Denis Watson	72-75-147	\$650.00
CUT	Fuzzy Zoeller	74-74-148	\$650.00
CUT	Dave Eichelberger	75-73-148	\$650.00
CUT	Jim Booros	69-79-148	\$650.00
CUT	Steve Melnyk	72-76-148	\$650.00
CUT	Mike Sullivan	71-77-148	\$650.00
CUT	Payne Stewart	76-72-148	\$650.00
CUT	Greg Powers	75-74-149	\$650.00
CUT	Bob Menne	75-74-149	\$650.00
CUT	Larry Nelson	74-75-149	\$650.00
CUT	Dave Barber	76-73-149	\$650.00
CUT	Jim Albus	77-72-149	\$650.00
CUT	Richard Bassett	73-76-149	\$650.00
CUT	Keith Fergus	76-73-149	\$650.00
CUT	Ben Crenshaw	73-76-149	\$650.00
CUT	Jim Dent	73-76-149	\$650.00
CUT	Wayne Levi	76-73-149	\$650.00
CUT	Lee Harper	72-77-149	\$650.00
CUT	Hubert Green	77-72-149	\$650.00
CUT	Gary Hallberg	77-72-149	\$650.00
CUT	Mike Wynn	74-75-149	\$650.00
CUT	Tom Weiskopf	76-73-149	\$650.00
CUT	Al Geiberger	75-75-150	\$650.00
CUT	Billy Kratzert	74-76-150	\$650.00

Place	Player	Score	Winnings
CUT	Jim King	74-76-150	\$650.00
CUT	Arnold Palmer	74-76-150	\$650.00
CUT	Mark McCumber	74-76-150	\$650.00
CUT	Rod Loesch	75-75-150	\$650.00
CUT	Jack Renner	73-77-150	\$650.00
CUT	Gary Robinson	77-73-150	\$650.00
CUT	J.C. Sneed	77-73-150	\$650.00
CUT	Don Massengale	76-75-151	\$650.00
CUT	Bob Gilder	74-69-70-66-279	\$13,146.43
CUT	Bobby Clampett	76-76-152	\$650.00
CUT	Frank Conner	73-79-152	\$650.00
CUT	Andy Bean	71-81-152	\$650.00
CUT	Bill Britton	74-78-152	\$650.00
CUT	John Calabria	79-74-153	\$650.00
CUT	Larry Gilbert	78-75-153	\$650.00
CUT	Benny Passons	79-74-153	\$650.00
CUT	James B. Marshall	77-76-153	\$650.00
CUT	Ross Randall	77-77-154	\$650.00
CUT	Bob Eastwood	77-77-154	\$650.00
CUT	Bruce Aschworth	74-81-155	\$650.00
CUT	Roger Kennedy	80-75-155	\$650.00
CUT	Dick Hendrickson	76-79-155	\$650.00
CUT	Jack Sommers	76-79-155	\$650.00
CUT	Howard Twitty	76-79-155	\$650.00
CUT	Robbie M. Gilmore	79-77-156	\$650.00
CUT	Russell Helwig	77-79-156	\$650.00
CUT	Gene Ferrell	80-76-156	\$650.00
CUT	Vince Bizik	81-76-157	\$650.00
CUT	Dick Smith	77-80-157	\$650.00
CUT	Bob Moreland	80-77-157	\$650.00
CUT	David Philo	82-75-157	\$650.00
CUT	Dwight Nevil	80-78-158	\$650.00
CUT	Dave Ragan	80-78-158	\$650.00
CUT	Jim Lucius	78-82-160	\$650.00
CUT	Kevin Morris	84-77-161	\$650.00
CUT	Joe McDermott	77-84-161	\$650.00
CUT	James Dolan	82-82-164	\$650.00
CUT	Gary Gant	82-83-165	\$650.00

Championship Summary

Place	Player	Score	Winnings
1	Larry Nelson	70-66-66-71-273	\$60,000.00
2	Fuzzy Zoeller	70-68-68-71-277	\$40,000.00
3	Dan Pohl	69-67-73-69-278	\$25,000.00
4T	Greg Norman	73-67-68-71-279	\$13,146.43
4T	Jack Nicklaus	71-68-71-69-279	\$13,146.43
4T	Isao Aoki	75-68-66-70-279	\$13,146.43
4T	Keith Fergus	71-71-69-68-279	\$13,146.43
4T	Bob Gilder	74-69-70-66-279	\$13,146.43
4T	Tom Kite	71-67-69-72-279	\$13,146.43
4T	Bruce Lietzke	70-70-71-68-279	\$13,146.43
11T	Andy North	68-69-70-73-280	\$6,750.00
11T	Jerry Pate	71-68-70-71-280	\$6,750.00
11T	Vance Heafner	68-70-70-72-280	\$6,750.00
11T	Tommy Valentine	73-70-71-66-280	\$6,750.00
15	J.C. Sneed	70-71-70-70-281	\$5,500.00
16T	Hale Irwin	71-74-68-69-282	\$4,875.00
16T	David Edwards	71-75-72-76-282	\$4,875.00
18	Bob Murphy	66-69-73-75-283	\$4,500.00
19T	Charles Coody	69-74-78-75-296	\$750.00
19T	John Jackson	75-70-76-76-297	\$750.00
19T	John Palmer	74-73-74-77-298	\$750.00
19T	Bruce Summerhays	73-74-75-80-302	\$750.00
78	David Glenz	72-74-69-78-293	\$760.00
CUT	Vic Lipscomb	75-73-148	\$550.00
CUT	Tom Watson	75-73-148	\$550.00
CUT	Jim Simons	73-73-148	\$550.00
CUT	Peter Oosterhuis	75-73-148	\$550.00
CUT	Lou Graham	71-77-148	\$550.00
CUT	George Archer	73-75-148	\$550.00
CUT	Brad Bryant	72-76-148	\$550.00
CUT	Dave Eichelberger	76-72-148	\$550.00
CUT	Tom Weiskopf	71-72-72-70-285	\$2,850.00
33T	Lanny Wadkins	70-71-74-71-286	\$2,250.00
33T	Ed Fiori	73-73-67-73-286	\$2,250.00
33T	Greg Powers	70-70-74-72-286	\$2,250.00
33T	Mark Hayes	70-74-68-74-286	\$2,250.00
33T	Bob Eastwood	67-69-72-78-286	\$2,250.00
33T	Seve Ballesteros	71-73-72-70-286	\$2,250.00
39T	Terry Diehl	72-74-71-70-287	\$1,750.00
39T	Lon Hinkle	69-76-69-73-287	\$1,750.00
39T	Jim Thorpe	71-72-72-72-287	\$1,750.00
39T	D.A. Weibring	71-74-74-68-287	\$1,750.00
43T	Howard Twitty	74-71-74-69-288	\$1,250.00
43T	Bruce Fleisher	73-72-68-75-288	\$1,250.00
43T	Calvin Peete	74-71-74-69-288	\$1,250.00
43T	Dave Stockton	70-75-70-73-288	\$1,250.00
43T	David Graham	75-69-74-70-288	\$1,250.00
43T	Rod Curt	75-72-69-72-288	\$1,250.00
49T	Lee Elder	75-71-74-69-289	\$912.50
49T	Rex Caldwell	68-72-71-78-289	\$912.50
49T	Wayne Levi	70-71-73-75-289	\$912.50
49T	Ron Streck	69-77-75-68-289	\$912.50
49T	Gary Player	75-72-71-71-289	\$912.50
49T	Jack Renner	74-70-73-72-289	\$912.50
55	Doug Tewell	71-73-76-70-290	\$825.00

PGA CHAMPIONSHIP 1981

Champion: Larry Nelson

Residing less than a half-hour from The Atlanta Athletic Club, Larry Nelson leaped into the lead with his second straight 66 in the third round and cruised to a four-stroke triumph over Fuzzy Zoeller. The 33-year-old one-time aircraft-plant draftsman and Vietnam veteran began the final round with a four-

Site: The Atlanta Athletic Club,
Duluth, Georgia
Date: August 6-9
Purse: \$401,600
Par: 35-35-70 (7,070 yards)
Field: 147 Cut: at 147, 78 players advanced



stroke lead and was never challenged, firing a closing 1-over-par 71.



PGA CHAMPIONSHIP 1980

Champion: Jack Nicklaus

Site: Oak Hill Country Club,
Rochester, New York
Date: August 7-10
Purse: \$376,400
Par: 35-35-70 (6,964 yards)
Field: 148 Cut: at 149, 77 players advanced



Jack Nicklaus made PGA Championship history by matching Walter Hagen, a Rochester, New York native, for the most titles (5) and winning by the largest margin since the Championship switched to stroke play in 1958. With a 1-under-par 69 in the final round, Nicklaus posted a 6-under-par score

of 274 for a seven-shot victory over runner-up Andy Bean at Oak Hill.

Championship Summary

Place	Player	Score	Winnings
1	Jack Nicklaus	70-69-66-69-274	\$60,000.00
2	Andy Bean	72-71-68-70-281	\$40,000.00
3T	Lon Hinkle	70-69-69-75-283	\$22,500.00
3T	Gil Morgan	68-70-73-72-283	\$22,500.00
5T	Curtis Strange	68-72-72-72-284	\$14,500.00
5T	Howard Twitty	68-74-71-71-284	\$14,500.00
7	Lee Trevino	74-71-71-69-285	\$11,000.00
8T	Bobby Walzel	68-76-71-71-286	\$8,500.00
8T	Bill Rogers	71-71-72-72-286	\$8,500.00
10T	Jerry Pate	72-73-70-73-288	\$6,000.00
10T	Tom Watson	75-74-72-67-288	\$6,000.00
10T	Tom Weiskopf	71-73-72-72-288	\$6,000.00
10T	Peter Jacobsen	71-73-74-70-288	\$6,000.00
10T	Terry Diehl	72-72-68-76-288	\$6,000.00
15T	John Mahaffey	71-77-69-72-289	\$4,375.00
15T	Andy North	72-70-73-74-289	\$4,375.00
17T	Joe Imman	72-71-75-72-290	\$3,900.00
17T	Raymond Floyd	70-76-71-73-290	\$3,900.00
17T	George Archer	70-73-75-72-290	\$3,900.00
20T	Rex Caldwell	73-70-73-75-291	\$3,450.00
20T	Rod Curl	74-71-75-71-291	\$3,450.00
20T	Tom Kite	73-70-76-72-291	\$3,450.00
20T	Bob Murphy	68-80-72-71-291	\$3,450.00
20T	Jack Newton	72-73-73-73-291	\$3,450.00
20T	Alan Tapie	74-75-69-73-291	\$3,450.00
26T	Leonard Thompson	71-75-73-73-292	\$2,950.00
26T	Gary Player	72-74-71-75-292	\$2,950.00
26T	David Graham	69-75-73-75-292	\$2,950.00
26T	Lee Elder	70-75-74-73-292	\$2,950.00
30T	Bruce Devlin	76-73-71-73-293	\$2,200.00
30T	Jim Colbert	73-75-77-68-293	\$2,200.00
30T	Hale Irwin	69-76-74-74-293	\$2,200.00
30T	Bruce Lietzke	71-75-74-73-293	\$2,200.00
30T	Artie McNickle	71-71-76-75-293	\$2,200.00
30T	Mike Sullivan	71-74-76-72-293	\$2,200.00
30T	Doug Tewell	73-71-75-74-293	\$2,200.00
30T	Lanny Wadkins	76-72-72-73-293	\$2,200.00
30T	David Edwards	73-76-73-71-293	\$2,200.00
30T	Scott Simpson	74-74-74-71-293	\$2,200.00
30T	Bob Eastwood	72-73-73-75-293	\$2,200.00
41T	Dana Quigley	73-76-73-72-294	\$1,300.00
41T	John Fought	72-72-76-74-294	\$1,300.00
41T	Fuzzy Zoeller	76-73-71-74-294	\$1,300.00
41T	Charles Coody	73-71-79-71-294	\$1,300.00
41T	Ben Crenshaw	69-74-78-73-294	\$1,300.00
46T	Gary Koch	71-71-78-75-295	\$892.50
46T	D.A. Weibring	76-73-71-75-295	\$892.50
46T	Don Pooley	74-75-75-71-295	\$892.50
46T	Mike Morley	71-73-76-75-295	\$892.50
50T	Mark Pfeil	75-72-78-71-296	\$796.00
50T	J.C. Snead	74-74-78-70-296	\$796.00
50T	Billy Kratzert	74-73-75-74-296	\$796.00
50T	Jay Haas	72-74-75-75-296	\$796.00
50T	Keith Fergus	74-73-75-74-296	\$796.00
55T	Bob Gilder	70-77-77-73-297	\$767.50

Place	Player	Score	Winnings
55T	Mike Reid	74-73-78-72-297	\$767.50
55T	Ed Sneed	80-68-72-77-297	\$767.50
55T	Craig Stadler	67-75-74-81-297	\$767.50
59T	Ron Streck	75-71-70-82-298	\$742.50
59T	Bobby Wadkins	75-74-71-78-298	\$742.50
59T	Tohru Nakamura	70-76-78-74-298	\$742.50
59T	Morris Hatafsky	70-73-74-81-298	\$742.50
59T	Mark Hayes	73-75-75-75-298	\$742.50
59T	Danny Edwards	73-73-75-77-298	\$742.50
65T	Dave Eichelberger	72-70-79-78-299	\$720.00
65T	Buddy Gardner	74-75-75-75-299	\$720.00
65T	Miller Barber	74-75-73-77-299	\$720.00
68T	Gibby Gilbert	71-73-79-77-300	\$705.00
68T	Johnny Miller	70-71-80-79-300	\$705.00
68T	Hubert Green	74-75-75-76-300	\$705.00
71	Brad Bryant	78-70-74-79-301	\$700.00
72T	Arnold Palmer	74-74-78-76-302	\$700.00
72T	George Cadle	73-75-78-76-302	\$700.00
74	DeWitt Weaver	75-73-77-78-303	\$700.00
75	Tommy Valentine	73-71-82-79-305	\$700.00
76	Victor Regalado	75-74-79-78-306	\$700.00
77	Bob Byman	74-72-79-82-307	\$700.00
CUT	Bud Allin	73-77-150	\$500.00
CUT	Doug Ford	74-76-150	\$500.00
CUT	Frank Conner	72-78-150	\$500.00
CUT	Jerry McGee	75-75-150	\$500.00
CUT	Lou Graham	77-73-150	\$500.00
CUT	Dan Halldorson	78-72-150	\$500.00
CUT	Lonnie Nielsen	76-74-150	\$500.00
CUT	Jack Renner	70-80-150	\$500.00
CUT	Mike Schlueter	71-80-151	\$500.00
CUT	Jim Simons	76-75-151	\$500.00
CUT	Tim Simpson	79-72-151	\$500.00
CUT	George Shortridge	74-78-152	\$500.00
CUT	Tom Purtzer	74-78-152	\$500.00
CUT	Lynn Janson	76-76-152	\$500.00
CUT	Allen Miller	77-75-152	\$500.00
CUT	Denny Lyons	76-76-152	\$500.00
CUT	Michael Brannan	75-77-152	\$500.00
CUT	John Calabria	77-75-152	\$500.00
CUT	Tommy Aycocck	77-76-153	\$500.00
CUT	Jeff Mitchell	77-76-153	\$500.00
CUT	Randy Glover	76-77-153	\$500.00
CUT	Larry Nelson	79-74-153	\$500.00
CUT	Peter Oosterhuis	75-78-153	\$500.00
CUT	Charles Sifford	74-79-153	\$500.00
CUT	Wayne Levi	74-79-153	\$500.00
CUT	Kermit Zarley	82-72-154	\$500.00
CUT	Doug Campbell	76-78-154	\$500.00
CUT	Dave Stockton	73-81-154	\$500.00
CUT	Don January	82-72-154	\$500.00
CUT	Gene Littler	77-77-154	\$500.00
CUT	Dave Barber	79-75-154	\$500.00
CUT	George Burns	77-77-154	\$500.00
CUT	Julius Boros	79-75-154	\$500.00

Place	Player	Score	Winnings
CUT	Howell Fraser	72-83-155	\$500.00
CUT	Dow Finsterwald	76-79-155	\$500.00
CUT	Terry Mauney	76-79-155	\$500.00
CUT	Bobby Nichols	78-77-155	\$500.00
CUT	Jack Seltzer	77-78-155	\$500.00
CUT	Ed Fiori	77-79-156	\$500.00
CUT	Gary McCord	79-77-156	\$500.00
CUT	Jay Haas	76-80-156	\$500.00
CUT	Rives McBee	86-71-157	\$500.00
CUT	Dick Goetz	79-78-157	\$500.00
CUT	Roy Abramait	79-78-157	\$500.00
CUT	Woody Fitzhugh	80-77-157	\$500.00
CUT	Dean Refram	78-79-157	\$500.00
CUT	Steve Spray	76-82-158	\$500.00
CUT	Scott Hoch	80-78-158	\$500.00
CUT	Charles Volpone	74-84-158	\$500.00
CUT	Doug Dalziel	77-81-158	\$500.00
CUT	Mike Hill	78-80-158	\$500.00
CUT	John Jackson	76-82-158	\$500.00
CUT	Bill Pelham	81-78-159	\$500.00
CUT	Buddy Whitten	81-78-159	\$500.00
CUT	Mark Lye	86-73-159	\$500.00
CUT	Dan Murphy	81-79-160	\$500.00
CUT	Joe Jimenez	81-79-160	\$500.00
CUT	Perry Leslie	79-81-160	\$500.00
CUT	Rex Baxter	80-81-161	\$500.00
CUT	Jay Overton	84-77-161	\$500.00
CUT	Chris Cole	80-83-163	\$500.00
CUT	Jack McConachie	83-80-163	\$500.00
CUT	Terry Florence	78-87-165	\$500.00
CUT	Roger Kennedy	80-88-168	\$500.00
CUT	Craig Harmon	89-80-169	\$500.00
CUT	Billy Casper	82-88-170	\$500.00
CUT	Robert Nichols	80-90-170	\$500.00
W/D	Jerry Barber	80	\$500.00
W/D	Rik Massengale	82	\$500.00
W/D	Sam Snead	82	\$500.00
W/D	Chi Chi Rodriguez	83	\$500.00

Championship Summary

Place	Player	Score	Winnings
1P	David Graham	69-68-70-65-272	\$60,000.00
2P	Ben Crenshaw	69-67-69-67-272	\$40,000.00
3	Rex Caldwell	67-70-66-71-274	\$25,000.00
4	Ron Streck	68-71-69-68-276	\$20,000.00
5T	Gibby Gilbert	69-72-68-69-278	\$14,500.00
5T	Jerry Pate	69-69-69-71-278	\$14,500.00
7T	Don January	69-70-71-69-279	\$9,200.00
7T	Jay Haas	68-69-73-69-279	\$9,200.00
7T	Howard Twitty	70-73-69-67-279	\$9,200.00
10T	Lou Graham	69-74-68-69-280	\$6,750.00
10T	Gary Koch	71-71-71-67-280	\$6,750.00
12T	Jerry McGee	73-69-71-68-281	\$5,250.00
12T	Andy Bean	76-69-68-68-281	\$5,250.00
12T	Jack Renner	71-74-66-70-281	\$5,250.00
12T	Tom Watson	66-72-69-74-281	\$5,250.00
16T	Hubert Green	69-70-72-71-282	\$3,780.00
16T	Bob Gilder	73-71-68-70-282	\$3,780.00
16T	Bruce Lietzke	69-69-71-73-282	\$3,780.00
16T	Gene Littler	71-71-67-73-282	\$3,780.00
16T	Graham Marsh	69-70-71-72-282	\$3,780.00
21T	Bob Byman	73-72-69-69-283	\$3,250.00
21T	John Schroeder	72-72-70-69-283	\$3,250.00
23T	Gary Player	73-70-71-71-284	\$2,900.00
23T	Peter Jacobsen	70-74-67-73-284	\$2,900.00
23T	Alan Tapie	73-65-76-70-284	\$2,900.00
23T	Frank Conner	70-73-69-72-284	\$2,900.00
23T	Rod Funseth	70-69-76-69-284	\$2,900.00
28T	Miller Barber	73-72-69-71-285	\$2,300.00
28T	George Burns	71-74-67-73-285	\$2,300.00
28T	Gil Morgan	72-73-70-70-285	\$2,300.00
28T	Larry Nelson	70-75-70-70-285	\$2,300.00
28T	Mark McCumber	75-68-70-72-285	\$2,300.00
28T	Ed Sneed	77-67-70-71-285	\$2,300.00
28T	Artie McNickle	69-70-72-74-285	\$2,300.00
35T	Jim Masserio	69-73-71-74-287	\$1,600.00
35T	Bill Rogers	70-72-73-72-287	\$1,600.00
35T	Dave Stockton	70-75-72-70-287	\$1,600.00
35T	Lee Trevino	70-73-72-72-287	\$1,600.00
35T	Tom Kite	72-72-69-74-287	\$1,600.00
35T	Lee Elder	70-71-73-73-287	\$1,600.00
35T	Lynn Janson	73-71-72-71-287	\$1,600.00
42T	Sam Snead	73-71-71-73-288	\$1,050.00
42T	Calvin Peete	75-71-70-72-288	\$1,050.00
42T	Jim Wright	72-69-72-75-288	\$1,050.00
42T	Kermit Zarley	73-69-71-75-288	\$1,050.00
46T	Jim Simons	76-68-73-72-289	\$704.00
46T	Chi Chi Rodriguez	71-72-72-74-289	\$704.00
46T	Tommy Aaron	73-73-69-74-289	\$704.00
46T	Jim Colbert	73-73-72-71-289	\$704.00
46T	Don Padgett	71-75-73-70-289	\$704.00
51T	John Mahaffey	72-74-71-73-290	\$600.00
51T	Rod Curl	72-72-73-73-290	\$600.00
51T	Bob Mann	71-73-71-75-290	\$600.00
54T	Leonard Thompson	72-67-78-74-291	\$567.50
54T	Fuzzy Zoeller	70-75-75-71-291	\$567.50

PGA CHAMPIONSHIP 1979

Champion: David Graham

Site: Oakland Hills Country Club,
Bloomfield Hills, Michigan
Date: August 2-5
Purse: \$350,600
Par: 35-35-70 (7,014 yards)
Field: 150 Cut: at 146, 74 players advanced



Australian David Graham fired a 5-under-par 65 over the final round—despite a double bogey on the 72nd hole—to tie Ben Crenshaw at 8-under-par 272, the second-lowest 72-hole total since the Championship switched to stroke play. Graham tied Crenshaw on the first two playoff holes, with one putt of 18 feet for par on the first hole, another of 10 feet for birdie on the second

hole. Graham won the Championship with a birdie on the third playoff hole at Oakland Hills.

Place	Player	Score	Winnings
54T	DeWitt Weaver	73-73-71-74-291	\$567.50
54T	Jim Dent	70-72-76-73-291	\$567.50
54T	Wally Armstrong	74-71-73-73-291	\$567.50
54T	Dave Barber	74-69-71-77-291	\$567.50
60T	Keith Fergus	73-70-73-76-292	\$547.50
60T	Barry Jaeckel	71-73-75-73-292	\$547.50
62T	Mark Hayes	71-73-77-72-293	\$535.00
62T	Raymond Floyd	74-70-77-72-293	\$535.00
62T	Rocky Thompson	72-72-73-76-293	\$535.00
65T	Al Geiberger	76-70-73-75-294	\$515.00
65T	Scott Bess	73-72-75-74-294	\$515.00
65T	Lon Hinkle	73-72-71-78-294	\$515.00
65T	Jack Nicklaus	73-72-78-71-294	\$515.00
65T	Austin Straub	73-70-72-79-294	\$515.00
70	Lanny Wadkins	71-75-73-76-295	\$500.00
71	Bobby Wadkins	77-68-75-76-296	\$500.00
72	Dean Refram	75-69-79-75-298	\$500.00
73T			



PGA CHAMPIONSHIP 1978

Champion: John Mahaffey

John Mahaffey, trailing third-round leader Tom Watson by seven strokes, staged a PGA Championship-record rally to tie Watson and Jerry Pate after 72 holes at Oakmont. Mahaffey won his first major championship with a dramatic 12-foot birdie putt on the par-4 second extra hole. Mahaffey's final-round 66 put him at 276, 8-under-par.

Site: Oakmont Country Club,
Oakmont, Pennsylvania
Date: August 3-6
Purse: \$300,240
Par: 36-35-71 (6,989 yards)
Field: 150 Cut: at 148, 70 players advanced



Championship Summary

Place	Player	Score	Winnings
1P	John Mahaffey	75-67-68-66-276	\$50,000.00
2P	Jerry Pate	72-70-66-68-276	\$25,000.00
2P	Tom Watson	67-69-67-73-276	\$25,000.00
4T	Tom Weiskopf	73-67-69-71-280	\$14,500.00
4T	Gil Morgan	76-71-66-67-280	\$14,500.00
6	Craig Stadler	70-74-67-71-282	\$10,000.00
7T	Lee Trevino	69-73-70-72-284	\$8,000.00
7T	Graham Marsh	72-74-68-70-284	\$8,000.00
7T	Andy Bean	72-72-70-70-284	\$8,000.00
10	Fuzzy Zoeller	75-69-73-68-285	\$6,500.00
11	Joe Inman	72-68-69-77-286	\$6,000.00
12T	Hale Irwin	73-71-73-70-287	\$4,812.50
12T	Billy Kratzert	70-77-73-67-287	\$4,812.50
12T	Larry Nelson	76-71-70-70-287	\$4,812.50
12T	John Schroeder	76-69-70-72-287	\$4,812.50
16T	Phillip Hancock	70-73-70-75-288	\$3,766.66
16T	Grier Jones	70-73-71-74-288	\$3,766.67
16T	Ben Crenshaw	69-71-75-73-288	\$3,766.67
19T	George Burns	79-68-70-72-289	\$3,100.00
19T	Wally Armstrong	71-73-75-70-289	\$3,100.00
19T	Don January	73-72-75-69-289	\$3,100.00
19T	Bob Gilder	74-71-70-74-289	\$3,100.00
19T	Kermit Zarley	75-71-67-76-289	\$3,100.00
19T	Dave Stockton	68-75-74-72-289	\$3,100.00
19T	Bobby Nichols	75-67-73-74-289	\$3,100.00
26T	Peter Oosterhuis	73-72-72-73-290	\$2,350.00
26T	Gary Player	76-72-71-71-290	\$2,350.00
26T	Bob Zender	73-69-74-74-290	\$2,350.00
26T	Bob Shearer	73-73-71-73-290	\$2,350.00
26T	Greg Powers	75-70-75-70-290	\$2,350.00
26T	Hubert Green	71-71-74-74-290	\$2,350.00
26T	George Cadle	74-74-74-68-290	\$2,350.00
26T	Rod Curl	76-71-73-70-290	\$2,350.00
34T	Jim Dent	74-74-70-73-291	\$1,750.00
34T	Mike Sullivan	70-75-73-73-291	\$1,750.00
34T	Lanny Wadkins	70-73-72-76-291	\$1,750.00
34T	Victor Regalado	76-71-70-74-291	\$1,750.00
38T	Johnny Miller	69-72-72-79-292	\$1,350.00
38T	Morris Hatafsky	77-71-69-75-292	\$1,350.00
38T	Danny Edwards	74-73-70-75-292	\$1,350.00
38T	Keith Fergus	71-74-72-75-292	\$1,350.00
42T	Dave Eichelberger	74-73-74-72-293	\$812.50
42T	Lee Elder	71-76-73-73-293	\$812.50
42T	Rod Funseth	70-73-72-78-293	\$812.50
42T	Bill Rogers	72-74-73-74-293	\$812.50
42T	DeWitt Weaver	75-69-72-77-293	\$812.50
42T	Mike Morley	70-73-73-77-293	\$812.50
42T	Andy North	76-71-73-73-293	\$812.50
42T	Leonard Thompson	72-76-74-71-293	\$812.50
50T	Jack Newton	73-71-71-79-294	\$512.50
50T	Tommy Aycock	74-72-75-73-294	\$512.50
50T	Raymond Floyd	76-72-73-73-294	\$512.50
50T	Dave Hill	69-76-75-74-294	\$512.50
54T	Bobby Cole	75-73-73-74-295	\$500.00
54T	Tom Purtzer	72-70-78-75-295	\$500.00

Place	Player	Score	Winnings
54T	Bob Murphy	71-75-71-78-295	\$500.00
54T	Bobby Wadkins	74-74-71-76-295	\$500.00
58T	Curtis Strange	72-74-71-79-296	\$500.00
58T	Mike McCullough	76-71-75-74-296	\$500.00
58T	Jay Haas	73-71-77-75-296	\$500.00
61	George Archer	76-67-77-77-297	\$500.00
62	Bruce Lietzke	75-72-73-78-298	\$500.00
63	Lon Hinkle	73-73-74-79-299	\$500.00
64T	Gary Koch	74-72-77-77-300	\$500.00
64T	Jerry Heard	76-71-72-81-300	\$500.00
64T	Laurie Hammer	74-72-77-77-300	\$500.00
64T	Howard Twitty	75-72-77-76-300	\$500.00
64T	Ed Sneed	76-72-73-79-300	\$500.00
69	Jim Colbert	74-74-73-80-301	\$500.00
70	Bill Hall	76-72-77-78-303	\$500.00
CUT	Mark Hayes	76-73-149	\$303.00
CUT	Doug Ford	74-75-149	\$303.00
CUT	Gene Littler	76-73-149	\$303.00
CUT	Tom Kite	74-75-149	\$303.00
CUT	Bob Galloway	71-78-149	\$303.00
CUT	Julius Boros	78-71-149	\$303.00
CUT	Jim Simons	76-73-149	\$303.00
CUT	Pat McGowan	82-79-161	\$303.00
CUT	Don Pooley	74-75-149	\$303.00
CUT	Larry Rinker	75-75-150	\$303.00
CUT	Allen Miller	75-75-150	\$303.00
CUT	Howell Frasier	78-72-150	\$303.00
CUT	Mike Hill	78-72-150	\$303.00
CUT	Dow Finsterwald	77-74-151	\$303.00
CUT	David Graham	74-77-151	\$303.00
CUT	Lou Graham	80-71-151	\$303.00
CUT	John Lister	73-78-151	\$303.00
CUT	Al Geiberger	76-75-151	\$303.00
CUT	Jimmy Picard	76-75-151	\$303.00
CUT	Jack Renner	77-74-151	\$303.00
CUT	Barry Jaekel	76-75-151	\$303.00
CUT	David Eger	77-74-151	\$303.00
CUT	Buddy Whitten	76-76-152	\$303.00
CUT	Steve Spray	73-79-152	\$303.00
CUT	Steve Melnyk	73-79-152	\$303.00
CUT	Arnold Palmer	78-74-152	\$303.00
CUT	Gibby Gilbert	75-77-152	\$303.00
CUT	Charles Coody	76-76-152	\$303.00
CUT	Bob Duden	74-78-152	\$303.00
CUT	George Bellino	76-76-152	\$303.00
CUT	Paul Barkhouse	77-75-152	\$303.00
CUT	Bryan Abbott	75-77-152	\$303.00
CUT	Gene Borek	79-74-153	\$303.00
CUT	Billy Casper	79-74-153	\$303.00
CUT	Rives McBee	76-77-153	\$303.00
CUT	Bob Payne	79-74-153	\$303.00
CUT	Jack Nicklaus	79-74-153	\$303.00
CUT	Bruce Summerhays	74-79-153	\$303.00
CUT	Art Proctor	77-76-153	\$303.00
CUT	Alan Tapie	77-76-153	\$303.00

Place	Player	Score	Winnings
CUT	Russell Glover	73-81-154	\$303.00
CUT	Geoff Hensley	76-79-155	\$303.00
CUT	Gene Torres	77-78-155	\$303.00
CUT	Rik Massengale	81-74-155	\$303.00
CUT	Dave Barber	80-75-155	\$303.00
CUT	Bob Brue	82-73-155	\$303.00
CUT	Steve Satterstrom	79-76-155	\$303.00
CUT	Doug Dalziel	82-73-155	\$303.00
CUT	Forrest Fezler	77-79-156	\$303.00
CUT	Jim Ahern	80-76-156	\$303.00
CUT	Woody Dame	78-78-156	\$303.00
CUT	David R. Marad	75-81-156	\$303.00
CUT	Jeff Mitchell	82-75-157	\$303.00
CUT	Rick Acton	78-79-157	\$303.00
CUT	Jerry Breaux	79-78-157	\$303.00
CUT	Joe Jimenez	78-79-157	\$303.00
CUT	Jim O'Hern	76-82-158	\$303.00
CUT	Roy Vucinich	82-77-159	\$303.00
CUT	Denny Lyons	76-83-159	\$303.00
CUT	Walker Inman	82-78-160	\$303.00
CUT	Bob Boldt	77-83-160	\$303.00
CUT	Max Anderson	81-80-161	\$303.00
CUT	Dick Smith	82-79-161	\$303.00
CUT	Steve Benson	81-81-162	\$303.00
CUT	Steve Sinker	79-84-163	\$303.00
CUT	Stan Thirsk	81-82-163	\$303.00
CUT	James King	81-82-163	\$303.00
CUT	Bob Leaver	85-79-164	\$303.00
CUT	Rocky Nelson	83-81-164	\$303.00
CUT	Babe Lichardus	83-81-164	\$303.00
CUT	Joe J. Lanza	83-82-165	\$303.00
CUT	Larry L. Wheeler	88-79-167	\$303.00
CUT	Louis J. Merkle	82-85-167	\$303.00
CUT	Mac Main	86-81-167	\$303.00
CUT	John W. Bonella	83-87-170	\$303.00
CUT	Bob Kay	83-88-171	\$303.00
CUT	Jerry Jones	88-90-178	\$303.00
D/Q	Jerry McGee	70-74-76-220	\$303.00
D/Q	Rex Caldwell	70-75-145	\$303.00



PGA CHAMPIONSHIP 1977

Champion: Lanny Wadkins

For the first time, a major championship was decided in a sudden-death playoff, as Lanny Wadkins made a six-foot par putt on the third extra hole to beat Gene Littler, who led from the first round. Wadkins began the final round at Pebble Beach six shots behind Littler and was still five behind with nine holes to play despite

Site: Pebble Beach Golf Links,
Pebble Beach, California
Date: August 11-14
Purse: \$250,750
Par: 36-36-72 (6,804 yards)
Field: 138 Cut: at 151, 71 players advanced



two front-nine eagles. Littler bogeyed five of the first six holes on the back nine, allowing

Jack Nicklaus to tie him at the 15th hole, with the 27-year-old Wadkins just one shot back. Nicklaus bogeyed the par-3 17th; Wadkins pulled into a tie with Littler with his only birdie of the day at the 18th.

Championship Summary

Place	Player	Score	Winnings
1P	Lanny Wadkins	69-71-72-70-282	\$45,000.00
2P	Gene Littler	67-69-70-76-282	\$25,000.00
3	Jack Nicklaus	69-71-70-73-283	\$15,000.00
4	Charles Coody	70-71-70-73-284	\$12,000.00
5	Jerry Pate	73-70-69-73-285	\$10,000.00
6T	Tom Watson	68-73-71-74-286	\$7,300.00
6T	Al Geiberger	71-70-73-72-286	\$7,300.00
6T	Jerry McGee	68-70-77-71-286	\$7,300.00
6T	Lou Graham	71-73-71-71-286	\$7,300.00
6T	Don January	75-69-70-72-286	\$7,300.00
11T	Joe Inman	72-69-73-73-287	\$5,250.00
11T	Johnny Miller	70-74-73-70-287	\$5,250.00
13T	Tom Kite	73-73-70-72-288	\$4,350.00
13T	Lee Trevino	71-73-71-73-288	\$4,350.00
15T	Leonard Thompson	72-73-69-75-289	\$3,700.00
15T	Gil Morgan	74-68-70-77-289	\$3,700.00
15T	Bill Rogers	74-70-74-71-289	\$3,700.00
15T	George Cadle	69-73-70-77-289	\$3,700.00
19T	Mike Schlueter	70-73-76-72-291	\$2,700.00
19T	George Burns	71-76-70-74-291	\$2,700.00
19T	Mark Hayes	68-75-74-74-291	\$2,700.00
19T	J.C. Sneed	76-71-72-72-291	\$2,700.00
19T	Arnold Palmer	72-73-73-73-291	\$2,700.00
19T	John Schroeder	73-76-68-74-291	\$2,700.00
25T	Grier Jones	72-74-72-74-292	\$1,716.67
25T	Bob Murphy	72-72-72-76-292	\$1,716.66
25T	Jim Simons	74-74-69-75-292	\$1,716.67
25T	Billy Kratzert	71-76-75-70-292	\$1,716.67
25T	Lyn Lott	76-75-67-74-292	\$1,716.67
25T	Miller Barber	77-68-69-78-292	\$1,716.66
31T	Billy Casper	73-71-70-79-293	\$1,350.00
31T	Roger Maltbie	70-79-70-74-293	\$1,350.00
31T	Gary Player	74-77-68-74-293	\$1,350.00
31T	Dave Stockton	75-75-69-74-293	\$1,350.00
31T	Lon Hinkle	72-72-74-75-293	\$1,350.00
36T	Danny Edwards	76-74-67-77-294	\$1,125.00
36T	Ed Sneed	74-73-72-75-294	\$1,125.00
36T	John Schlee	73-73-73-75-294	\$1,125.00
36T	Rik Massengale	77-73-70-74-294	\$1,125.00
40T	Mike McCullough	77-69-72-77-295	\$975.00
40T	Raymond Floyd	74-72-73-76-295	\$975.00
42T	Bud Allin	77-72-75-72-296	\$875.00
42T	Butch Baird	75-74-73-74-296	\$875.00
44T	Mike Morley	71-74-80-72-297	\$750.00
44T	Hale Irwin	74-75-73-75-297	\$750.00
44T	Steve Melnyk	71-75-74-77-297	\$750.00
47	Bob E. Smith	76-70-77-75-298	\$650.00
48T	Dave Hill	73-77-74-75-299	\$550.00
48T	Mac McLendon	75-73-76-75-299	\$550.00
48T	Wally Armstrong	73-74-77-75-299	\$550.00
51T	Bruce Devlin	75-73-74-78-300	\$488.10
51T	Bobby Nichols	72-75-78-75-300	\$488.10
51T	Kermit Zarley	76-75-75-74-300	\$488.10
54T	Sam Snead	80-71-71-79-301	\$488.10
54T	Larry Nelson	77-69-79-76-301	\$488.10

Place	Player	Score	Winnings
54T	Fuzzy Zoeller	70-72-79-80-301	\$488.10
54T	Bob Duden	74-76-79-72-301	\$488.10
58T	Julius Boros	73-75-77-77-302	\$488.10
58T	Bob Gilder	76-74-68-84-302	\$488.10
58T	Graham Marsh	74-74-77-77-302	\$488.10
58T	Tom Weiskopf	77-72-74-79-302	\$488.10
62T	Bob Payne	73-76-75-79-303	\$488.09
62T	Hubert Green	74-77-76-76-303	\$488.09
62T	John Lister	70-75-80-78-303	\$488.09
65	Rusty Guernsey	78-72-77-80-307	\$488.09
66T	Tom Jenkins	78-73-77-80-308	\$488.09
66T	Phil Ferranti	75-73-79-81-308	\$488.09
66T	James Ferriell	78-71-79-80-308	\$488.09
69	Bob Benson	74-75-75-85-309	\$488.09
70	Dow Finsterwald	76-75-84-75-310	\$488.09
71	Larry Ringer	77-7	

PGA CHAMPIONSHIP 1976

Champion: Dave Stockton

For the first time in history, rain pushed the final round of a PGA Championship over to Monday. A record 115,450 spectators attended the Championship. Needing a par on the treacherous 18th hole at Congressional Country Club in suburban Washington, D.C., to win his second PGA Championship and avoid a

Site: Congressional Country Club, Bethesda, Maryland
Date: August 12-16
Purse: \$250,950
Par: 35-35-70 (7,054 yards)
Field: 138 **Cut:** at 149, 76 players advanced



putt for par. His rounds of 70-72-69-70-281 matched the highest winning total in this classic at the time.

playoff with Don January and Raymond Floyd, Dave Stockton made his 10-foot

Championship Summary

Place	Player	Score	Winnings
1	Dave Stockton	70-72-69-70-281	\$45,000.00
2T	Raymond Floyd	72-68-71-71-282	\$20,000.00
2T	Don January	70-69-71-72-282	\$20,000.00
4T	David Graham	70-71-70-72-283	\$9,750.00
4T	Jack Nicklaus	71-69-69-74-283	\$9,750.00
4T	John Schlee	72-71-70-70-283	\$9,750.00
4T	Jerry Pate	69-73-72-69-283	\$9,750.00
8T	Jerry McGee	68-72-72-72-284	\$6,000.00
8T	Tom Weiskopf	65-74-73-72-284	\$6,000.00
8T	Gil Morgan	66-68-75-75-284	\$6,000.00
8T	Charles Coody	68-72-67-77-284	\$6,000.00
8T	Ben Crenshaw	71-69-74-70-284	\$6,000.00
13T	Tom Kite	66-72-73-75-286	\$4,350.00
13T	Gary Player	70-69-72-75-286	\$4,350.00
15T	J.C. Snead	74-71-70-72-287	\$3,400.00
15T	Arnold Palmer	71-76-68-72-287	\$3,400.00
15T	Tom Watson	70-74-70-73-287	\$3,400.00
15T	Mike Morley	69-72-72-74-287	\$3,400.00
15T	Mark Hayes	69-72-73-73-287	\$3,400.00
15T	Mike Hill	72-70-73-72-287	\$3,400.00
15T	Lee Elder	68-74-70-75-287	\$3,400.00
22T	Joe Inman	72-69-74-73-288	\$2,064.29
22T	Jerry Heard	72-74-69-73-288	\$2,064.29
22T	Dave Hill	76-66-75-71-288	\$2,064.29
22T	Lou Graham	74-70-70-74-288	\$2,064.29
22T	Don Massengale	71-74-73-70-288	\$2,064.29
22T	Gene Littler	71-69-73-75-288	\$2,064.29
22T	Leonard Thompson	73-69-72-74-288	\$2,064.29
29	Joe Porter	72-71-70-76-289	\$1,550.00
30T	Bob Zender	69-71-73-77-290	\$1,425.00
30T	Grier Jones	71-70-75-74-290	\$1,425.00
30T	Rik Massengale	71-72-73-74-290	\$1,425.00
30T	Hubert Green	73-70-73-74-290	\$1,425.00
34T	Gibby Gilbert	70-78-72-71-291	\$1,225.00
34T	Hale Irwin	69-73-77-72-291	\$1,225.00
34T	Bill Collins	70-70-76-75-291	\$1,225.00
34T	Larry Nelson	75-71-74-71-291	\$1,225.00
38T	Bruce Lietzke	75-73-68-76-292	\$1,000.00
38T	Howard Twitty	73-71-74-74-292	\$1,000.00
38T	Peter Oosterhuis	75-73-73-71-292	\$1,000.00
38T	Bruce Crampton	74-71-75-72-292	\$1,000.00
38T	Tommy Aaron	72-72-72-76-292	\$1,000.00
43T	Pat Fitzsimons	77-71-73-72-293	\$725.00
43T	Rod Funseth	71-75-73-74-293	\$725.00
43T	Roger Maltbie	76-72-73-72-293	\$725.00
43T	Don Padgett	71-71-72-79-293	\$725.00
43T	Kermit Zarley	71-73-74-75-293	\$725.00
43T	John Lister	74-72-73-74-293	\$725.00
49T	Andy North	72-73-79-70-294	\$525.00
49T	Wally Armstrong	74-75-69-76-294	\$525.00
51T	Miller Barber	79-70-73-73-295	\$450.00
51T	Don Bies	76-71-72-76-295	\$450.00
51T	Billy Casper	75-74-72-74-295	\$450.00
51T	Bert Weaver	73-70-78-74-295	\$450.00
51T	Dennis Tiziani	77-68-75-75-295	\$450.00

Place	Player	Score	Winnings
51T	George Cadle	71-70-77-77-295	\$450.00
57T	Tom Ulozas	73-76-74-73-296	\$450.00
57T	Ed Sneed	71-76-76-73-296	\$450.00
57T	Jim Colbert	72-72-75-77-296	\$450.00
60T	Gene Borek	73-76-72-76-297	\$450.00
60T	Jack Kiefer	72-71-75-79-297	\$450.00
60T	Jim Wright	77-72-72-76-297	\$450.00
60T	Jim Simons	75-73-72-77-297	\$450.00
64	Lyn Lott	70-72-76-80-298	\$450.00
65T	Mac McLendon	77-72-76-74-299	\$450.00
65T	Bob Dickson	74-73-77-75-299	\$450.00
65T	Forrest Fezler	72-75-73-79-299	\$450.00
68	Labron Harris	73-73-80-75-301	\$450.00
69T	Clayton Cole	75-74-78-76-303	\$450.00
69T	Bob Gilder	75-74-79-75-303	\$450.00
71T	Stan Thirsk	76-71-76-82-305	\$450.00
71T	Don Iverson	73-76-81-75-305	\$450.00
73	Mal Galletta	74-74-78-81-307	\$450.00
CUT	Al Geiberger	78-72-150	\$250.00
CUT	Doug Ford	77-73-150	\$250.00
CUT	Terry Diehl	78-72-150	\$250.00
CUT	Rex Baxter	74-76-150	\$250.00
CUT	Butch Baird	71-79-150	\$250.00
CUT	Lionel Hebert	77-73-150	\$250.00
CUT	Bob Murphy	74-76-150	\$250.00
CUT	Rick Acton	75-75-150	\$250.00
CUT	George Burns	78-72-150	\$250.00
CUT	Lee Trevino	70-80-150	\$250.00
CUT	Lanny Wadkins	73-78-151	\$250.00
CUT	Paul Moran	75-76-151	\$250.00
CUT	Dean Refram	72-79-151	\$250.00
CUT	Sam Snead	75-76-151	\$250.00
CUT	Randy Glover	78-73-151	\$250.00
CUT	Julius Boros	72-79-151	\$250.00
CUT	Al Chandler	79-72-151	\$250.00
CUT	James B. Marshall	77-75-152	\$250.00
CUT	Rives McBee	77-75-152	\$250.00
CUT	Denny Lyons	76-76-152	\$250.00
CUT	Rod Curl	75-77-152	\$250.00
CUT	Robert Post, Jr.	76-76-152	\$250.00
CUT	Gary Koch	74-79-153	\$250.00
CUT	Art Wall	75-78-153	\$250.00
CUT	Terry Wilcox	79-74-153	\$250.00
CUT	Bobby Nichols	74-79-153	\$250.00
CUT	Larry Gilbert	79-74-153	\$250.00
CUT	Tom Joyce	80-74-154	\$250.00
CUT	Victor Regalado	80-74-154	\$250.00
CUT	Steve Taylor	76-78-154	\$250.00
CUT	Dennis Coscina	78-76-154	\$250.00
CUT	Gary McCord	74-80-154	\$250.00
CUT	Larry Ziegler	78-77-155	\$250.00
CUT	Roger Watson	77-78-155	\$250.00
CUT	Dick Goetz	79-76-155	\$250.00
CUT	Tommy Jacobs	81-74-155	\$250.00
CUT	George Bellino	81-74-155	\$250.00

Place	Player	Score	Winnings
CUT	Maurice Ver Brugge	81-75-156	\$250.00
CUT	Billy Zioebro	77-79-156	\$250.00
CUT	Quinton Gray	75-82-157	\$250.00
CUT	Kenneth Mast	80-77-157	\$250.00
CUT	Ed Dougherty	79-78-157	\$250.00
CUT	David Jimenez	87-77-158	\$250.00
CUT	Pat Schwab	77-81-158	\$250.00
CUT	John Baldwin	83-76-159	\$250.00
CUT	Jay Hebert	83-76-159	\$250.00
CUT	Ronald A. Philo, Sr.	78-83-161	\$250.00
CUT	Tony Morosco	75-86-161	\$250.00
CUT	Bob Brue	82-80-162	\$250.00
CUT	Jerry Barber	80-83-163	\$250.00
CUT	Gordon Waldespuhl	80-83-163	\$250.00
CUT	Hank Stukart	81-82-163	\$250.00
CUT	Bob Benning	80-84-164	\$250.00
CUT	John Frillman	81-83-164	\$250.00
CUT	Dick Hart	85-79-164	\$250.00
CUT	Jim Barber	77-88-165	\$250.00
CUT	Dave Smith	80-85-165	\$250.00
CUT	Richard Bland	81-85-166	\$250.00
CUT	Gene Bone	85-82-167	\$250.00
CUT	Robert Atkins	82-87-169	\$250.00
CUT	Jeff Mays	86-86-172	\$250.00
CUT	Ronald Castillo	88-87-175	\$250.00
W/D	John Mahaffey	76-72-71-219	\$450.00
W/D	Bud Allin	71-71-78-220	\$450.00
W/D	Chuck Scally	74-73-84-231	\$450.00

PGA CHAMPIONSHIP 1975

Champion: Jack Nicklaus

Playing one of his favorite courses, Firestone South, Jack Nicklaus ran his string of PGA Championship victories to four, one shy of Walter Hagen's record. With opening rounds of 70 and 68, Nicklaus found himself three shots behind Bruce Crampton, whose second-round 63 was the lowest round ever in the Championship. But on Saturday, Nicklaus shot 67 while Crampton

Site: Firestone Country Club, Akron, Ohio
Date: August 7-10
Purse: \$225,000
Par: 35-35-70 (7,180 yards)
Field: 136 **Cut:** at 148, 71 players advanced



soared to 75 for an eight-shot swing, giving Nicklaus a four-shot lead going into the final round. On the final day, Nicklaus cruised to a

71 for a two-shot victory over runner-up Crampton.

Championship Summary

Place	Player	Score	Winnings
1	Jack Nicklaus	70-68-67-71-276	\$45,000.00
2	Bruce Crampton	71-63-75-69-278	\$25,700.00
3	Tom Weiskopf	70-71-70-68-279	\$16,000.00
4	Andy North	72-74-70-65-281	\$10,500.00
5T	Billy Casper	69-72-72-70-283	\$8,662.50
5T	Hale Irwin	72-65-73-73-283	\$8,662.50
7T	Dave Hill	71-71-74-68-284	\$6,917.50
7T	Gene Littler	76-71-66-71-284	\$6,917.50
9	Tom Watson	70-71-71-73-285	\$6,075.00
10T	John Schlee	71-68-75-72-286	\$4,467.86
10T	Leonard Thompson	74-69-72-71-286	\$4,467.86
10T	David Graham	72-70-70-74-286	\$4,467.86
10T	Don January	72-70-71-73-286	\$4,467.86
10T	Ben Crenshaw	73-72-71-70-286	\$4,467.86
10T	Bud Allin	73-72-70-71-286	\$4,467.86
10T	Raymond Floyd	70-73-72-71-286	\$4,467.86
17T	Dale Douglass	74-72-74-67-287	\$2,925.00
17T	Gibby Gilbert	73-70-77-67-287	\$2,925.00
17T	Mike Hill	77-70-70-74-287	\$2,925.00
17T	Steve Melnyk	71-72-74-70-287	\$2,925.00
17T	Gil Morgan	73-71-71-72-287	\$2,925.00
22T	Mark Hayes	67-71-75-75-288	\$2,115.00
22T	Ed Dougherty	69-70-72-77-288	\$2,115.00
22T	Chi Chi Rodriguez	73-72-74-69-288	\$2,115.00
25T	Bob Murphy	75-68-69-77-289	\$1,800.00
25T	Mac McLendon	73-71-70-75-289	\$1,800.00
25T	Jerry Heard	75-70-70-74-289	\$1,800.00
28T	Larry Hinson	68-73-72-77-290	\$1,531.00
28T	John Mahaffey	71-70-75-74-290	\$1,531.00
28T	Jim Colbert	79-66-72-73-290	\$1,531.00
28T	J.C. Snead	73-67-75-75-290	\$1,531.00
28T	Bob Wynn	69-69-80-72-290	\$1,531.00
33T	Bobby Nichols	72-75-72-72-291	\$1,215.00
33T	Arnold Palmer	73-72-73-73-291	\$1,215.00
33T	Gary Player	72-70-73-76-291	\$1,215.00
33T	Jimmy Powell	73-68-76-74-291	\$1,215.00
33T	Gay Brewer	74-74-71-72-291	\$1,215.00
33T	Al Geiberger	70-70-80-71-291	\$1,215.00
33T	Tom Kite	77-71-72-71-291	\$1,215.00
40T	Jerry McGee	73-74-73-72-292	\$813.00
40T	Julius Boros	71-73-78-70-292	\$812.86
40T	Butch Baird	72-69-74-77-292	\$812.86
40T	Bobby Cole	71-74-71-76-292	\$812.86
40T	Tom Shaw	75-72-71-74-292	\$812.86
40T	Bob Stanton	71-73-74-74-292	\$812.86
40T	Peter Oosterhuis	74-72-72-74-292	\$812.86
47	Mike Morley	70-72-75-76-293	\$585.00
48T	Charles Sifford	74-72-75-73-294	\$517.50
48T	Tom Jenkins	72-75-73-74-294	\$517.50
50T	Jim Dent	70-71-77-77-295	\$433.94
50T	Bruce Devlin	70-73-75-77-295	\$433.93
50T	Forrest Fezler	75-72-71-77-295	\$433.93
50T	Art Wall	70-74-74-77-295	\$433.94
54T	Fred Wampler	69-74-80-73-296	\$428.57
54T	Jim Wright	73-74-76-73-296	\$428.57

Place	Player	Score	Winnings
54T	Eddie Pearce	74-73-77-72-296	\$428.57
54T	Ed Sneed	72-75-74-75-296	\$428.57
54T	George Johnson	73-74-74-75-296	\$428.57
54T	Lou Graham	73-71-74-78-296	\$428.57
60T	Roger Watson	73-73-76-75-297	\$428.57
60T	Bob Benson	68-77-80-72-297	\$428.57
60T	Victor Regalado	74-69-74-80-297	\$428.57
60T	Lee Trevino	73-72-78-74-297	\$428.57
60T	Maurice Ver Brugge	72-68-84-73-297	\$428.57
65T	Ron Letellier	76-72-75-75-298	\$428.57
65T	Homero Blancas	72-76-78-72-298	\$428.57
67T	Rolf Deming	74-73-83-70-300	\$428.57
67T	Dennis Meyer	72-74-74-80-300	\$428.57
69	Paul Moran	79-69-78-76-302	\$428.57
70T	Al Chandler	71-75-78-81-305	\$428.57
70T	Dow Finsterwald	75-73-76-81-305	\$428.57
CUT	Charles Coody	74-75-149	\$0.00
CUT	Bill Garrett	74-75-149	\$0.00
CUT	Doug Ford	78-71-149	\$0.00
CUT	Denny Lyons	80-69-149	\$0.00
CUT	Don Massengale	75-74-149	\$0.00
CUT	Grier Jones	78-71-149	\$0.00
CUT	L		

PGA CHAMPIONSHIP 1974

Champion: Lee Trevino

Lee Trevino, brandishing an old putter he found in the attic of his rented home, slogged his way to victory in a week of steady rain at Tanglewood Park, the first municipal golf facility to host a PGA Championship. During the third round, Trevino moved in front with a 68 to establish a one-stroke lead over Jack Nicklaus. In the final round, Nicklaus fired a flawless 69 but couldn't

Site: Tanglewood Golf Course, Clemmons, North Carolina
Date: August 8-11
Purse: \$225,000
Par: 35-35-70 (7,050 yards)
Field: 141 **Cut:** at 149, 78 players advanced



overtake Trevino, who matched Nicklaus' performance for a one-stroke victory.

Championship Summary

Place	Player	Score	Winnings
1	Lee Trevino	73-66-68-69-276	\$45,000.00
2	Jack Nicklaus	69-69-70-69-277	\$25,700.00
3T	Hubert Green	68-68-73-70-279	\$10,956.25
3T	Dave Hill	74-69-67-69-279	\$10,956.25
3T	Bobby Cole	69-68-71-71-279	\$10,956.25
3T	Sam Snead	69-71-71-68-279	\$10,956.25
7	Gary Player	73-64-73-70-280	\$7,200.00
8	Al Geiberger	70-70-75-66-281	\$6,635.00
9T	Don Bies	73-71-68-70-282	\$5,850.00
9T	John Mahaffey	72-72-71-67-282	\$5,850.00
11T	Mike Hill	76-72-68-68-284	\$4,275.00
11T	Tommy Aycock	73-68-73-70-284	\$4,275.00
11T	Frank Beard	73-67-69-75-284	\$4,275.00
11T	Raymond Floyd	68-72-74-70-284	\$4,275.00
11T	Lee Elder	74-69-72-69-284	\$4,275.00
11T	Tom Watson	69-72-73-70-284	\$4,275.00
17T	Leonard Thompson	69-71-70-75-285	\$2,925.00
17T	John Schlee	68-67-75-75-285	\$2,925.00
17T	Dan Sikes	71-75-71-68-285	\$2,925.00
17T	Tom Jenkins	70-73-71-71-285	\$2,925.00
17T	Gay Brewer	72-72-72-69-285	\$2,925.00
22T	Bruce Devlin	70-74-70-72-286	\$2,182.50
22T	Stan Brion	71-71-74-70-286	\$2,182.50
24T	J.C. Snead	72-72-75-68-287	\$1,925.00
24T	Don Massengale	74-71-70-72-287	\$1,925.00
26T	Larry Hinson	74-73-69-72-288	\$1,765.00
26T	Dave Stockton	71-73-70-74-288	\$1,765.00
28T	Victor Regalado	70-72-77-70-289	\$1,565.00
28T	Gene Littler	76-72-70-71-289	\$1,565.00
28T	Arnold Palmer	72-75-70-72-289	\$1,565.00
28T	Jim Colbert	70-76-70-73-289	\$1,565.00
32T	Forrest Fezler	77-68-74-71-290	\$1,260.00
32T	Gene Borek	72-76-72-70-290	\$1,260.00
32T	Eddie Pearce	69-72-79-70-290	\$1,260.00
32T	Bob Murphy	74-73-71-72-290	\$1,260.00
32T	Grier Jones	70-74-71-75-290	\$1,260.00
32T	Bert Yancey	75-74-73-68-290	\$1,260.00
32T	Larry Ziegler	75-72-71-72-290	\$1,260.00
39T	Charles Valpone	72-75-71-73-291	\$817.00
39T	Jim Dent	73-76-73-69-291	\$817.23
39T	Tom Kite	71-74-73-73-291	\$817.22
39T	Andy North	73-74-73-71-291	\$817.23
39T	Bob E. Smith	72-75-72-72-291	\$817.22
39T	Bobby Nichols	72-74-72-73-291	\$817.22
39T	Chi Chi Rodriguez	71-74-74-72-291	\$817.22
39T	Johnny Miller	71-75-72-73-291	\$817.22
39T	Gibby Gilbert	73-73-73-72-291	\$817.22
48T	Lou Graham	77-72-71-72-292	\$495.00
48T	Bruce Crampton	75-71-73-73-292	\$495.00
48T	Jerry Heard	73-76-73-70-292	\$495.00
51T	Mason Rudolph	70-72-70-81-293	\$321.43
51T	Kermit Zarley	70-73-73-77-293	\$321.43
53T	Dwight Nevil	75-72-75-72-294	\$321.43
53T	Charles Courtney	76-73-74-71-294	\$321.43
55T	Tommy Aaron	73-67-78-77-295	\$321.43

Place	Player	Score	Winnings
55T	Jerry McGee	75-73-71-76-295	\$321.00
55T	Tony Jacklin	73-72-76-74-295	\$321.43
55T	Richie Karl	72-77-75-71-295	\$321.43
55T	DeWitt Weaver	70-73-76-76-295	\$321.43
60T	Joe Porter	76-72-75-73-296	\$321.43
60T	Tom Nieporte	70-73-76-77-296	\$321.43
60T	Miller Barber	71-70-77-78-296	\$321.43
63T	Billy Casper	75-73-75-74-297	\$321.43
63T	Bob Galloway	72-77-75-73-297	\$321.43
63T	Roy Pace	75-71-76-75-297	\$321.43
63T	Ben Crenshaw	75-74-74-74-297	\$321.43
67T	Frank Mize	76-72-79-72-299	\$321.43
67T	Howell Fraser	71-76-74-78-299	\$321.43
67T	Homero Blancas	75-73-80-71-299	\$321.43
67T	Garry Hopkins	72-77-76-74-299	\$321.43
71T	Dave Eichelberger	74-74-75-78-301	\$321.43
71T	Clayton Cole	79-69-76-77-301	\$321.43
73T	Bob Charles	72-75-77-78-302	\$321.43
73T	Bert Greene	73-71-80-78-302	\$321.43
73T	Larry Mancour	75-73-76-78-302	\$321.42
76	Bob Rosburg	75-72-74-82-303	\$321.42
77	Allen Miller	71-78-74-83-306	\$321.42
78	Clare Emery	74-72-80-81-307	\$321.42
CUT	Randy Glover	75-75-150	\$0.00
CUT	Bob Brue	77-73-150	\$0.00
CUT	Ras Allen	77-73-150	\$0.00
CUT	Terry Wilcox	74-76-150	\$0.00
CUT	Jim Wright	74-76-150	\$0.00
CUT	Jim Logue	74-77-151	\$0.00
CUT	Sam Adams	78-73-151	\$0.00
CUT	Bill Robinson	76-75-151	\$0.00
CUT	Bob Menne	73-78-151	\$0.00
CUT	Rives McBee	78-74-152	\$0.00
CUT	Ray Montgomery	76-76-152	\$0.00
CUT	Ken Lindsay	74-78-152	\$0.00
CUT	John Frillman	75-77-152	\$0.00
CUT	John Schroeder	73-79-152	\$0.00
CUT	Jim Seeley	82-70-152	\$0.00
CUT	Ed Sneed	72-80-152	\$0.00
CUT	Jim Wiechers	72-80-152	\$0.00
CUT	Lanny Wadkins	78-74-152	\$0.00
CUT	Ralph Baker	78-74-152	\$0.00
CUT	Al Chandler	77-75-152	\$0.00
CUT	Dick Nelson	81-72-153	\$0.00
CUT	Alan White	75-78-153	\$0.00
CUT	Dick Smith	77-76-153	\$0.00
CUT	Rex Baxter	77-76-153	\$0.00
CUT	Bobby Mitchell	76-77-153	\$0.00
CUT	Denny Lyons	78-76-154	\$0.00
CUT	Doug Ford	77-77-154	\$0.00
CUT	Bob Wolfe	73-81-154	\$0.00
CUT	Joe Data	77-77-154	\$0.00
CUT	Gary Howlett	79-76-155	\$0.00
CUT	Charles Huckaby	78-77-155	\$0.00
CUT	Harvey Hixon	78-77-155	\$0.00

Place	Player	Score	Winnings
CUT	Fred Wampler	80-75-155	\$0.00
CUT	Robert Smith	79-76-155	\$0.00
CUT	Dean Lind	76-79-155	\$0.00
CUT	Davis Love, Jr.	82-74-156	\$0.00
CUT	Jay Hebert	76-80-156	\$0.00
CUT	Lionel Hebert	78-80-156	\$0.00
CUT	Dow Finsterwald	78-80-156	\$0.00
CUT	George Thomas	82-74-156	\$0.00
CUT	Joe Carr	77-79-156	\$0.00
CUT	Sam Harvey	77-80-157	\$0.00
CUT	Gene Thompson	81-76-157	\$0.00
CUT	Richard Bland	81-77-158	\$0.00
CUT	Darrell Knickely	77-82-159	\$0.00
CUT	Chuck Hart	78-81-159	\$0.00
CUT	Tom Lijeholm	76-83-159	\$0.00
CUT	Jerry Barber	80-80-160	\$0.00
CUT	Glenn Stuart	82-78-160	\$0.00
CUT	Lenny Stroup	79-82-161	\$0.00
CUT	Carroll Armstrong	77-84-161	\$0.00
CUT	Paul McGuire	79-82-161	\$0.00
CUT	Roland Stafford	79-83-162	\$0.00
CUT	Bob Haggerty, Sr.	85-77-162	\$0.00
CUT	Brien Boggess	85-80-165	\$0.00
CUT	Tim Sweborg	81-85-166	\$0.00
CUT	Harold Firstman	85-82-167	\$0.00
W/D	Tom Weiskopf	75	\$0.00
W/D	Bert Weaver	78	\$0.00
W/D	Jerry Steelsmith	79	\$0.00
W/D	Jim Jamieson	81	\$0.00
W/D	Paul Runyan	84	\$0.00
D/Q	Art Proctor	77	\$0.00

Championship Summary

Place	Player	Score	Winnings
1	Jack Nicklaus	72-68-68-69-277	\$45,000.00
2	Bruce Crampton	71-73-67-70-281	\$25,700.00
3T	Mason Rudolph	69-70-70-73-282	\$11,908.33
3T	J.C. Snead	71-74-68-69-282	\$11,908.33
3T	Lanny Wadkins	73-69-71-69-282	\$11,908.33
6T	Dan Sikes	72-68-72-71-283	\$7,311.67
6T	Tom Weiskopf	70-71-71-71-283	\$7,311.67
6T	Don Iverson	67-72-70-74-283	\$7,311.66
9T	Kermit Zarley	76-71-68-69-284	\$5,625.00
9T	Sam Snead	71-71-71-71-284	\$5,625.00
9T	Hale Irwin	76-72-68-68-284	\$5,625.00
12T	Denny Lyons	73-70-67-75-285	\$3,975.00
12T	Larry Hinson	73-70-71-71-285	\$3,975.00
12T	Jim Colbert	72-70-69-74-285	\$3,975.00
12T	Bob Brue	70-72-73-70-285	\$3,975.00
12T	Dave Stockton	72-69-75-69-285	\$3,975.00
12T	Tom Watson	75-70-71-69-285	\$3,975.00
18T	Lee Trevino	76-70-73-67-286	\$2,602.50
18T	Johnny Miller	77-74-69-286	\$2,602.50
18T	Al Geiberger	67-76-74-69-286	\$2,602.50
18T	Gibby Gilbert	70-70-73-73-286	\$2,602.50
18T	Bob Goalby	75-70-71-70-286	\$2,602.50
18T	Jim Jamieson	71-73-71-71-286	\$2,602.50
24T	Mike Hill	69-73-75-70-287	\$1,774.17
24T	Miller Barber	73-73-70-71-287	\$1,774.16
24T	Bruce Devlin	73-70-74-70-287	\$1,774.17
24T	Lee Elder	71-76-70-70-287	\$1,774.17
24T	Chi Chi Rodriguez	72-71-74-70-287	\$1,774.17
24T	Bert Yancey	74-72-69-72-287	\$1,774.16
30T	John Mahaffey	75-71-72-70-288	\$1,435.00
30T	Orville Moody	73-74-70-71-288	\$1,435.00
30T	Don Bies	70-72-71-75-288	\$1,435.00
30T	Lou Graham	74-71-73-70-288	\$1,435.00
34	Bud Allin	71-78-67-73-289	\$1,305.00
35T	Raymond Floyd	70-73-73-74-290	\$1,054.44
35T	Rod Funseth	73-73-75-69-290	\$1,054.45
35T	Charles Coody	75-68-77-70-290	\$1,054.45
35T	Billy Casper	74-72-72-72-290	\$1,054.45
35T	Dick Hendrickson	73-72-72-73-290	\$1,054.44
35T	Bob Murphy	74-73-71-72-290	\$1,054.44
35T	Jerry Pittman	73-70-76-71-290	\$1,054.45
35T	Leonard Thompson	72-75-70-73-290	\$1,054.44
35T	Ed Sneed	73-70-73-74-290	\$1,054.44
44T	Jim Wiechers	75-70-71-75-291	\$710.00
44T	Tommy Aaron	73-73-70-75-291	\$710.00
46T	Frank Beard	73-74-70-75-292	\$540.00
46T	Charles Courtney	73-71-74-74-292	\$540.00
46T	Babe Hiskey	74-73-71-74-292	\$540.00
46T	Dave Marr	76-72-73-71-292	\$540.00
46T	Tony Jacklin	70-71-76-75-292	\$540.00
51T	Grier Jones	75-72-72-75-294	\$360.00
51T	Deane Beman	72-77-73-72-294	\$360.00
51T	George Archer	72-71-74-77-294	\$360.00
51T	Gary Player	73-72-71-78-294	\$360.00
51T	Bobby Nichols	73-76-72-73-294	\$360.00

PGA CHAMPIONSHIP 1973

Champion: Jack Nicklaus

Jack Nicklaus made the 56th PGA Championship at Canterbury a memorable one by making it his 14th major championship, erasing Bobby Jones' major-championship-winning record, which had stood for 43 years. Nicklaus opened with a 72, which left him tied for 22nd, but a pair of 68s made him the third-round leader. A closing 69 gave

Site: Canterbury Golf Course, Cleveland, Ohio
Date: August 9-12
Purse: \$225,000
Par: 36-35-71 (6,852 yards)
Field: 148 **Cut:** at 149, 75 players advanced



Nicklaus a 277 total and a four-shot victory over runner-up Bruce Crampton.

PGA CHAMPIONSHIP 1972

Champion: Gary Player

It was a miracle 9-iron shot from an almost impossible position that brought the Championship to Gary Player for a second time. In the final round, Player bogeyed the 14th and 15th holes at Oakland Hills and seemingly ended his chances when he pushed his tee shot far to the right on the 16th hole. Unable to see the flag, Player

Site: Oakland Hills Country Club,
Bloomfield Hills, Michigan
Date: August 3-6
Purse: \$224,087
Par: 35-35-70 (7,054 yards)
Field: 138 **Cut:** at 150, 77 players advanced



holed the birdie putt and went on to score a two-stroke victory over Tommy Aaron and Jim Jamieson.

lofted the ball over a menacing willow tree and pond to within four feet of the hole. He

Championship Summary

Place	Player	Score	Winnings
1	Gary Player	71-71-67-72-281	\$45,000.00
2T	Tommy Aaron	71-71-70-71-283	\$20,850.00
2T	Jim Jamieson	69-72-72-70-283	\$20,850.00
4T	Billy Casper	73-70-67-74-284	\$9,275.00
4T	Raymond Floyd	69-71-74-70-284	\$9,275.00
4T	Sam Snead	70-74-71-69-284	\$9,275.00
7T	Doug Sanders	72-72-68-73-285	\$6,383.75
7T	Phil Rodgers	71-72-68-74-285	\$6,383.75
7T	Gay Brewer	71-70-70-74-285	\$6,383.75
7T	Jerry Heard	69-70-72-74-285	\$6,383.75
11T	Hale Irwin	71-69-75-71-286	\$4,950.00
11T	Lee Trevino	73-71-71-71-286	\$4,950.00
13T	Jack Nicklaus	72-75-68-72-287	\$4,162.50
13T	Dan Sikes	70-72-72-73-287	\$4,162.50
15	Charles Coody	71-73-70-74-288	\$3,825.00
16T	Miltler Barber	73-74-72-70-289	\$3,262.50
16T	Arnold Palmer	69-75-72-73-289	\$3,262.50
16T	Lanny Wadkins	74-68-72-75-289	\$3,262.50
16T	Hubert Green	75-71-73-70-289	\$3,262.50
20T	Larry Wise	74-71-67-78-290	\$2,385.00
20T	Bob Shaw	72-72-74-72-290	\$2,385.00
20T	Johnny Miller	70-76-70-74-290	\$2,385.00
20T	J.C. Snead	72-72-71-75-290	\$2,385.00
24T	Bob E. Smith	72-69-76-74-291	\$1,809.00
24T	Chi Chi Rodriguez	71-74-73-73-291	\$1,809.00
24T	Art Wall	72-71-75-73-291	\$1,809.00
24T	Bruce Crampton	73-74-68-76-291	\$1,809.00
24T	Lee Elder	73-71-71-76-291	\$1,809.00
29T	Jerry McGee	73-74-72-73-292	\$1,497.00
29T	Jim Wiechers	70-73-69-80-292	\$1,497.00
29T	Bert Yancey	72-74-71-75-292	\$1,497.00
29T	Mike Souchak	73-73-71-75-292	\$1,497.00
33T	DeWitt Weaver	74-74-72-73-293	\$1,305.00
33T	Larry Hinson	75-74-73-71-293	\$1,305.00
33T	Lou Graham	75-75-70-73-293	\$1,305.00
36T	Sam Carmichael	76-73-71-74-294	\$1,147.50
36T	Deane Archer	73-73-79-69-294	\$1,147.50
36T	Deane Beman	75-72-72-75-294	\$1,147.50
36T	Mason Rudolph	74-75-71-74-294	\$1,147.50
40T	Bob Murphy	75-70-70-80-295	\$784.37
40T	John Schlee	75-75-69-76-295	\$784.37
40T	Ken Still	72-75-72-76-295	\$784.37
40T	Dave Stockton	74-73-74-74-295	\$784.37
40T	Denny Lyons	73-73-74-75-295	\$784.37
40T	Dale Douglass	74-71-73-77-295	\$784.37
40T	Paul Harney	74-71-77-73-295	\$784.37
40T	Mike Hill	73-72-74-76-295	\$784.37
48T	Babe Hiskey	73-75-72-76-296	\$495.00
48T	Richard Crawford	70-78-73-75-296	\$495.00
48T	Jim Wright	74-72-75-75-296	\$495.00
51T	Fred Haas	74-74-73-76-297	\$333.34
51T	Rod Funseth	70-74-75-78-297	\$333.34
53T	Grier Jones	72-76-74-76-298	\$333.34
53T	Frank Beard	80-70-72-76-298	\$333.34
53T	Bud Allin	68-77-75-78-298	\$333.34

Place	Player	Score	Winnings
53T	Bob Rosburg	71-79-72-76-298	\$333.34
53T	Jimmy Powell	72-74-74-78-298	\$333.34
58T	Pat Schwab	73-73-77-76-299	\$333.34
58T	Ron Letellier	75-75-70-79-299	\$333.34
58T	Bob Charles	76-74-77-72-299	\$333.33
58T	Dow Finsterwald	75-75-72-77-299	\$333.33
62T	Bob Goalby	72-78-79-71-300	\$333.33
62T	Tom Weiskopf	73-72-75-80-300	\$333.33
62T	Wayne Yates	75-74-76-75-300	\$333.33
62T	Jerry Steelsmith	73-77-75-75-300	\$333.33
62T	Bobby Nichols	76-74-70-80-300	\$333.33
67	Jack Burke, Jr.	74-72-76-79-301	\$333.33
68T	Rex Baxter	77-73-76-76-302	\$333.33
68T	Jim O'Hern	74-76-76-76-302	\$333.33
68T	Kermit Zarley	75-75-73-79-302	\$333.33
71	Chuck Scally	74-76-73-80-303	\$333.33
72T	Stan Thirsk	68-82-76-80-306	\$333.33
72T	Gene Torres	79-70-77-80-306	\$333.33
74T	Larry Gilbert	69-81-80-77-307	\$333.33
74T	Steve Friebert	74-76-78-79-307	\$333.33
74T	Lionel Hebert	72-76-80-79-307	\$333.33
77	Ralph Johnston	75-74-75-89-313	\$333.33
CUT	Bill Ogden	73-78-151	\$0.00
CUT	Labron Harris	78-73-151	\$0.00
CUT	Al Geiberger	77-74-151	\$0.00
CUT	Jerry Barber	75-76-151	\$0.00
CUT	Bradley Anderson	78-74-152	\$0.00
CUT	Bruce Devlin	75-77-152	\$0.00
CUT	Gibby Gilbert	76-76-152	\$0.00
CUT	Don January	75-77-152	\$0.00
CUT	Bob Lunn	73-79-152	\$0.00
CUT	Charles Volpone	73-79-152	\$0.00
CUT	Jim Ferree	78-74-152	\$0.00
CUT	David Graham	76-76-152	\$0.00
CUT	Fred Wampler	76-76-152	\$0.00
CUT	George Smith	73-79-152	\$0.00
CUT	Tom Nieporte	76-77-153	\$0.00
CUT	Mac McLendon	75-78-153	\$0.00
CUT	Fred Marti	77-76-153	\$0.00
CUT	George Knudson	79-74-153	\$0.00
CUT	Jim Colbert	75-78-153	\$0.00
CUT	Homero Blancas	72-81-153	\$0.00
CUT	John H. Cook	78-76-154	\$0.00
CUT	Dave Eichelberger	77-77-154	\$0.00
CUT	John Frillman	85-69-154	\$0.00
CUT	Joe Jimenez	75-79-154	\$0.00
CUT	Doug Ford	78-76-154	\$0.00
CUT	Gene Borek	78-76-154	\$0.00
CUT	George Johnson	76-78-154	\$0.00
CUT	Tommy Jacobs	78-77-155	\$0.00
CUT	Claude King	75-80-155	\$0.00
CUT	Ross Coon	78-77-155	\$0.00
CUT	Chick Evans	77-79-156	\$0.00
CUT	John Weaver	79-77-156	\$0.00
CUT	Ken Folkles	79-78-157	\$0.00

Place	Player	Score	Winnings
CUT	Babe Lichardus	76-82-158	\$0.00
CUT	Bob Galloway	77-81-158	\$0.00
CUT	Dick Stranahan	79-79-158	\$0.00
CUT	Ken Towns	81-78-159	\$0.00
CUT	Dave Marr	74-85-159	\$0.00
CUT	Jim Ferrier	81-79-160	\$0.00
CUT	George Shortridge	79-81-160	\$0.00
CUT	George "Moe" Demling	82-78-160	\$0.00
CUT	Steve Gragg	79-82-161	\$0.00
CUT	Walker Inman	80-81-161	\$0.00
CUT	Larry Mancour	81-81-162	\$0.00
CUT	Steve Lyles	78-84-162	\$0.00
CUT	Bill Robinson	83-79-162	\$0.00
CUT	John Molenda	80-83-163	\$0.00
CUT	Jim McCoy	79-84-163	\$0.00
CUT	Merte Backlund	84-79-163	\$0.00
CUT	John Kinsey	84-81-165	\$0.00
CUT	Ted Denham	83-82-165	\$0.00
CUT	Ed Bosse	84-82-166	\$0.00
CUT	Don Essig	87-79-166	\$0.00
CUT	Denny Shute	91-85-176	\$0.00
W/D	Julius Boros	74-75-74-223	\$0.00
W/D	Bob Wynn	76	\$0.00
W/D	Gene Sarazen	79	\$0.00
W/D	Orville Moody	79	\$0.00
W/D	Bobby Mitchell	79	\$0.00
W/D	Victor Ghezzi	81	\$0.00
W/D	Tommy Bolt		\$0.00
D/Q	Dave Hill	72-77-149	\$0.00

Championship Summary

Place	Player	Score	Winnings
1	Jack Nicklaus	69-69-70-73-281	\$40,000.00
2	Billy Casper	71-73-71-68-283	\$22,800.00
3	Tommy Bolt	72-74-69-69-284	\$14,200.00
4T	Miller Barber	72-68-75-70-285	\$8,800.00
4T	Gary Player	71-73-68-73-285	\$8,800.00
6T	Jim Jamieson	72-72-72-70-286	\$6,500.00
6T	Gibby Gilbert	74-67-72-73-286	\$6,500.00
6T	Dave Hill	74-71-71-70-286	\$6,500.00
9T	Jerry Heard	73-71-72-71-287	\$4,800.00
9T	Bob Rosburg	74-72-70-71-287	\$4,800.00
9T	Fred Marti	72-71-74-70-287	\$4,800.00
9T	Bob Lunn	72-70-73-72-287	\$4,800.00
13T	Lee Trevino	71-73-75-69-288	\$3,400.00
13T	Larry Hinson	71-73-73-71-288	\$3,400.00
13T	Bruce Devlin	71-71-74-72-288	\$3,400.00
13T	Frank Beard	74-71-73-70-288	\$3,400.00
13T	Bob Charles	70-75-70-73-288	\$3,400.00
18T	Herb Hooper	74-71-73-71-289	\$2,700.00
18T	Arnold Palmer	75-71-70-73-289	\$2,700.00
20T	Johnny Miller	71-76-72-71-290	\$2,300.00
20T	Bob E. Smith	73-70-77-72-290	\$2,300.00
22T	Jerry McGee	73-74-71-73-291	\$2,088.00
22T	Tom Weiskopf	72-70-77-72-291	\$1,702.86
22T	Bert Yancey	71-74-70-76-291	\$1,702.86
22T	Larry Wood	74-71-72-74-291	\$1,702.86
22T	John Schroeder	72-74-74-71-291	\$1,702.86
22T	Charles Courtney	74-71-74-72-291	\$1,702.86
22T	Bradley Anderson	71-75-75-70-291	\$2,088.00
22T	Hale Irwin	73-72-72-74-291	\$1,702.86
30T	Tony Jacklin	71-74-74-73-292	\$1,304.00
30T	Terry Dill	75-68-75-74-292	\$1,304.00
30T	Rod Funseth	72-74-75-71-292	\$1,304.00
30T	Al Geiberger	74-69-77-72-292	\$1,304.00
30T	Gene Borek	72-70-73-77-292	\$1,304.00
35T	Julius Boros	71-74-72-76-293	\$1,037.00
35T	Homero Blancas	72-73-74-74-293	\$1,037.14
35T	George Archer	74-73-74-72-293	\$1,037.15
35T	Dave Eichelberger	74-74-72-73-293	\$1,037.14
35T	Sam Snead	71-74-74-74-293	\$1,037.14
35T	Bobby Mitchell	70-73-75-75-293	\$1,037.14
41T	Billy Maxwell	75-71-76-72-294	\$693.34
41T	John Schlee	72-76-75-71-294	\$693.33
41T	Dave Stockton	73-73-75-73-294	\$693.33
41T	Eddie Hiskey	75-72-69-78-294	\$693.33
41T	Howie Johnson	77-71-75-71-294	\$693.34
41T	Grier Jones	74-75-73-72-294	\$693.33
47T	Mike Hill	72-72-74-77-295	\$347.81
47T	Deane Beman	71-74-75-75-295	\$347.81
47T	Jim Colbert	72-73-76-74-295	\$347.81
47T	Larry Ziegler	74-68-76-77-295	\$347.81
47T	Cesar Sanudo	77-72-73-73-295	\$347.82
47T	Bob Goalby	70-74-73-78-295	\$347.81
47T	Bob Murphy	74-68-78-75-295	\$347.81
47T	Bobby Nichols	74-72-74-75-295	\$347.81
47T	Dan Sikes	73-73-75-74-295	\$347.81

PGA CHAMPIONSHIP 1971

Champion: Jack Nicklaus

Jack Nicklaus scored a wire-to-wire victory with a 7-under-par 281 to beat Billy Casper, who birdied the last two holes to slip in front of Tommy Bolt. The victory at PGA National Golf Club made Nicklaus the first professional to twice conquer the Grand Slam of Golf - the PGA Championship, U.S. Open, British Open and Masters.

Site: PGA National Golf Club,
Palm Beach Gardens, Florida
Date: February 25-28
Purse: \$202,440
Par: 36-36-72 (7,096 yards)
Field: 144 **Cut:** at 149, 81 players advanced



Place	Player	Score	Winnings
56T	Bill Garrett	74-75-75-72-296	\$258.00
56T	Allen Kelly	73-74-74-75-296	\$258.00
58T	Hugh Royer	78-71-73-75-297	\$258.00
58T	Mason Rudolph	76-72-75-74-297	\$258.07
58T	Dick Lotz	76-73-77-71-297	\$258.07
58T	Bruce Crampton	72-77-73-75-297	\$258.07
58T	Jacky Cupit	76-71-73-77-297	\$258.07
58T	Bill Bisdorf	76-73-76-72-297	\$258.00
64T	Joe Campbell	73-76-74-75-298	\$258.00
64T	DeWitt Weaver	73-76-77-72-298	\$258.07
64T	Labron Harris	76-72-74-76-298	\$258.07
67T	Bob Stone	73-75-72-79-299	\$258.07
67T	Chi Chi Rodriguez	73-76-73-77-299	\$258.07
67T	Corky Dahl	75-69-79-76-299	\$258.00
67T	Chick Evans	74-74-73-78-299	\$258.00
67T	Bob Duden	72-75-79-73-299	\$258.00
72T	Bert Greene	76-69-73-82-300	\$258.07
72T	Pete Brown	76-70-78-76-300	\$258.07
72T	R.H. Sikes	76-73-79-72-300	\$258.07
72T	Larry Mancour	74-71-78-77-300	\$258.00
76T	Gene Littler	73-71-82-76-302	\$258.07
76T	Ken Towns	75-74-76-77-302	\$258.00
76T	Manuel De La Torre	74-70-79-79-302	\$258.00
79T	Ken Still	76-72-77-78-303	\$258.07
79T	Steve Spray	75-73-79-76-303	\$258.07
81	John Molenda	75-72-79-78-304	\$258.00

PGA CHAMPIONSHIP 1970

Champion: Dave Stockton

Dave Stockton, a 28-year-old California native, came out of the pack at Southern Hills Country Club in the third round to fire a 66 and take a three-stroke lead. In the final round, he held off late charges by Arnold Palmer and Bob Murphy despite a near disaster at the 13th hole, where he put his second shot in a pond and

Site: Southern Hills Country Club, Tulsa, Oklahoma
Date: August 13-16
Purse: \$200,000
Par: 35-35-70 (6,962 yards)
Field: 136 **Cut:** at 150, 70 players advanced



in front of Murphy and Palmer to claim victory. For Palmer, it was the third time he finished in a second-place tie in this, the only major championship he has never won.

then lofted a wedge shot to within inches of the hole to pull out a bogey. He finished two

Championship Summary

Place	Player	Score	Winnings
1	Dave Stockton	70-70-66-73-279	\$40,000.00
2T	Arnold Palmer	70-72-69-70-281	\$18,500.00
2T	Bob Murphy	71-73-71-66-281	\$18,500.00
4T	Gene Littler	72-71-69-70-282	\$8,800.00
4T	Larry Hinson	69-71-74-68-282	\$8,800.00
6T	Bruce Crampton	73-75-68-67-283	\$6,800.00
6T	Jack Nicklaus	68-76-73-66-283	\$6,800.00
8T	Raymond Floyd	71-73-65-75-284	\$5,650.00
10T	Dick Lotz	72-70-75-67-284	\$5,650.00
10T	Billy Maxwell	72-71-73-69-285	\$4,800.00
10T	Mason Rudolph	71-70-73-71-285	\$4,800.00
12T	Gary Player	74-68-74-70-286	\$3,750.00
12T	Sam Snead	70-75-68-73-286	\$3,750.00
12T	Johnny Miller	68-77-70-71-286	\$3,750.00
12T	Don January	73-71-73-69-286	\$3,750.00
16T	Al Geiberger	72-74-71-71-288	\$3,100.00
16T	Mike Hill	71-70-74-73-288	\$3,100.00
18T	Dan Sikes	74-70-75-70-289	\$2,500.00
18T	Al Mengert	76-72-70-71-289	\$2,500.00
18T	Bruce Devlin	75-70-71-73-289	\$2,500.00
18T	Billy Casper	72-70-74-73-289	\$2,500.00
22T	Lou Graham	75-68-74-73-290	\$1,825.00
22T	Bob Stanton	71-74-72-73-290	\$1,825.00
22T	Bert Yancey	74-69-75-72-290	\$1,825.00
22T	Kermit Zarley	73-74-73-70-290	\$1,825.00
26T	Terry Dill	72-71-75-73-291	\$1,480.00
26T	Lee Trevino	72-77-77-65-291	\$1,480.00
26T	Bobby Nichols	71-76-72-72-291	\$1,480.00
26T	Bob Charles	74-73-72-72-291	\$1,480.00
26T	Julius Boros	72-71-72-76-291	\$1,480.00
31T	Homero Blancas	70-74-72-76-292	\$1,225.00
31T	Bob Menne	73-72-75-72-292	\$1,225.00
31T	Jim Wiechers	72-75-73-72-292	\$1,225.00
31T	Hale Irwin	72-69-76-75-292	\$1,225.00
35T	Bob E. Smith	77-73-72-71-293	\$1,016.67
35T	Charles Coody	69-79-73-72-293	\$1,016.67
35T	Rod Funseth	76-70-74-73-293	\$1,016.67
35T	Dave Marr	76-71-74-72-293	\$1,016.67
35T	Bobby Mitchell	72-76-76-69-293	\$1,016.67
35T	Howie Johnson	71-72-76-74-293	\$1,016.67
41T	Bob Lunn	74-69-70-81-294	\$750.00
41T	Orville Moody	75-72-75-72-294	\$750.00
41T	Jacky Cupit	70-77-75-72-294	\$750.00
41T	Doug Sanders	75-74-71-74-294	\$750.00
45T	Larry Ziegler	71-73-79-72-295	\$560.00
45T	Jack Burke, Jr.	74-74-74-73-295	\$560.00
45T	Tommy Aaron	71-74-75-75-295	\$560.00
48T	Bill Collins	72-71-77-76-296	\$420.00
48T	Bert Greene	73-73-74-76-296	\$420.00
48T	Phil Rodgers	74-74-76-72-296	\$420.00
48T	Bob Stone	73-77-75-71-296	\$420.00
48T	Jerry Steelsmith	73-72-78-73-296	\$420.00
48T	Hugh Royer	76-74-73-73-296	\$420.00
54	Ross Coon	74-73-74-76-297	\$400.00
55T	Frank Beard	73-73-77-75-298	\$400.00

Place	Player	Score	Winnings
55T	Gibby Gilbert	73-74-77-74-298	\$400.00
55T	George Knudson	77-73-74-74-298	\$400.00
55T	Jim Wright	74-74-76-74-298	\$400.00
55T	Jim O'Hern	75-74-73-76-298	\$400.00
55T	Deane Beman	76-72-74-76-298	\$400.00
61T	Tommy Jacobs	77-70-75-77-299	\$400.00
61T	George Archer	77-71-75-76-299	\$400.00
63	Bob Rosburg	72-75-74-81-302	\$400.00
64	Dick Bury	75-74-77-78-304	\$400.00
65T	Tommy Aycock	75-73-82-75-305	\$400.00
65T	Gordon Jones	75-75-78-77-305	\$400.00
65T	Joe Jimenez	75-73-80-77-305	\$400.00
68T	Dave Hill	76-74-79-77-306	\$400.00
68T	Bob Hold	76-74-81-75-306	\$400.00
70	Richard Crawford	74-76-80-79-309	\$400.00
CUT	Dale Douglass	74-77-151	\$0.00
CUT	Lee Elder	74-77-151	\$0.00
CUT	Walter Burkemo	76-75-151	\$0.00
CUT	Lionel Hebert	76-75-151	\$0.00
CUT	Fred Marti	75-76-151	\$0.00
CUT	R.H. Sikes	74-77-151	\$0.00
CUT	Chi Chi Rodriguez	77-74-151	\$0.00
CUT	Jimmy Powell	75-76-151	\$0.00
CUT	Pat Schwab	75-76-151	\$0.00
CUT	Wayne Yates	76-75-151	\$0.00
CUT	Steve Spray	78-73-151	\$0.00
CUT	Tom Weiskopf	72-80-152	\$0.00
CUT	Bob Goalby	79-73-152	\$0.00
CUT	Gay Brewer	77-75-152	\$0.00
CUT	Tony Jacklin	74-79-153	\$0.00
CUT	Larry Wise	76-77-153	\$0.00
CUT	Craig Shankland	75-78-153	\$0.00
CUT	Bill Ogden	77-76-153	\$0.00
CUT	Gene Thompson	74-79-153	\$0.00
CUT	Eldridge Miles	76-77-153	\$0.00
CUT	Chris Blocker	77-76-153	\$0.00
CUT	Monty Kaser	76-78-154	\$0.00
CUT	Grier Jones	80-74-154	\$0.00
CUT	Ken Towns	79-75-154	\$0.00
CUT	Maurice Ver Brugge	82-72-154	\$0.00
CUT	Willard Wood	79-75-154	\$0.00
CUT	Ken Still	76-78-154	\$0.00
CUT	Claude King	80-74-154	\$0.00
CUT	Don Bies	78-76-154	\$0.00
CUT	Jim Colbert	75-79-154	\$0.00
CUT	Miller Barber	81-73-154	\$0.00
CUT	Dow Finsterwald	73-81-154	\$0.00
CUT	Doug Ford	78-76-154	\$0.00
CUT	Bob Fry	75-79-154	\$0.00
CUT	Manuel De La Torre	75-79-154	\$0.00
CUT	Jim Lucius	76-79-155	\$0.00
CUT	Dick Hendrickson	70-85-155	\$0.00
CUT	John Molenda	75-80-155	\$0.00
CUT	Chuck Scally	73-82-155	\$0.00
CUT	Bill Parker	78-78-156	\$0.00

Place	Player	Score	Winnings
CUT	Bob Reith	83-73-156	\$0.00
CUT	Jon Gustin	76-80-156	\$0.00
CUT	George Bellino	80-76-156	\$0.00
CUT	Al Besselink	74-83-157	\$0.00
CUT	Don Headings	78-79-157	\$0.00
CUT	Joel Taylor	76-81-157	\$0.00
CUT	Casmer Jawor	79-78-157	\$0.00
CUT	Jerry Barber	81-77-158	\$0.00
CUT	Tom Shaw	82-76-158	\$0.00
CUT	Ernie Sneiter, Jr.	80-79-159	\$0.00
CUT	Jim McCoy	80-79-159	\$0.00
CUT	Jerry Barber	80-79-159	\$0.00
CUT	Donnell Adams	83-76-159	\$0.00
CUT	Bob Ford	83-76-159	\$0.00
CUT	Tommy Sanderson	82-79-161	\$0.00
CUT	Jack Webb	80-81-161	\$0.00
CUT	Denny Shute	85-76-161	\$0.00
CUT	Art Silvestrone	83-79-162	\$0.00
CUT	Arnold Koehler	86-76-162	\$0.00
CUT	Chuck Hart	85-79-164	\$0.00
CUT	Gaylord Currie	79-85-164	\$0.00
CUT	Dean Adkisson	80-84-164	\$0.00
CUT	Merte Backlund	84-81-165	\$0.00
W/D	Victor Ghezzi	79	\$0.00
W/D	Tony Holguin	82	\$0.00
W/D	Pete Brown	82	\$0.00

Championship Summary

Place	Player	Score	Winnings
1	Raymond Floyd	69-66-67-74-276	\$35,000.00
2	Gary Player	71-65-71-70-277	\$20,000.00
3	Bert Greene	71-68-68-71-278	\$12,400.00
4	Jim Wright	71-68-69-71-279	\$8,300.00
5T	Larry Ziegler	69-71-70-70-280	\$6,725.00
5T	Miller Barber	73-75-64-68-280	\$6,725.00
7T	Charles Coody	69-71-72-69-281	\$5,143.33
7T	Orville Moody	70-68-71-72-281	\$5,143.33
10	Frank Beard	70-75-68-69-282	\$4,375.00
11T	Don Bies	74-64-71-74-283	\$3,543.75
11T	Jack Nicklaus	70-68-74-71-283	\$3,543.75
11T	Bunky Henry	69-68-70-76-283	\$3,543.75
11T	Larry Mowry	69-71-69-74-283	\$3,543.75
15T	Chi Chi Rodriguez	72-72-71-69-284	\$2,712.50
15T	Dave Hill	74-75-67-68-284	\$2,712.50
15T	Don January	75-70-70-69-284	\$2,712.50
15T	Bruce Crampton	70-70-72-72-284	\$2,712.50
19T	Howie Johnson	73-68-72-72-285	\$2,137.50
19T	Johnny Pott	69-75-71-70-285	\$2,137.50
21T	Bob Lunn	69-74-73-70-286	\$1,718.75
21T	Tom Shaw	69-75-73-69-286	\$1,718.75
21T	Ron Cerrudo	74-66-70-76-286	\$1,718.75
21T	Bobby Cole	72-74-71-69-286	\$1,718.75
25T	Tony Jacklin	73-70-73-71-287	\$1,300.00
25T	Fred Marti	73-70-71-73-287	\$1,300.00
25T	Bob Dickson	74-72-70-71-287	\$1,300.00
25T	Dan Sikes	71-74-69-73-287	\$1,300.00
25T	George Knudson	70-75-67-75-287	\$1,300.00
25T	Julius Boros	72-74-70-71-287	\$1,300.00
25T	Gay Brewer	74-71-76-66-287	\$1,300.00
32T	Butch Baird	71-71-75-71-288	\$1,055.00
32T	Bruce Devlin	70-78-69-71-288	\$1,055.00
32T	Al Mengert	74-72-72-70-288	\$1,055.00
35T	Al Geiberger	69-72-77-71-289	\$890.00
35T	Billy Casper	72-74-70-73-289	\$890.00
35T	Bob Charles	75-73-72-69-289	\$890.00
35T	Steve Reid	72-75-71-71-289	\$890.00
35T	Dave Stockton	75-67-71-76-289	\$890.00
35T	Mac McLendon	73-68-75-73-289	\$890.00
41T	Gardner Dickinson	72-70-72-76-290	\$686.67
41T	Pete Brown	77-72-70-71-290	\$686.67
41T	Dick Hart	73-73-72-72-290	\$686.67
44T	Harold Henning	74-73-70-74-291	\$512.50
44T	Bobby Nichols	74-71-75-71-291	\$512.50
44T	Larry Hinson	75-74-70-72-291	\$512.50
44T	Tom Weiskopf	70-76-70-75-291	\$512.50
48T	Dudley Wysong	72-76-73-71-292	\$289.26
48T	Lee Trevino	73-71-72-76-292	\$289.25
48T	Phil Rodgers	70-72-75-75-292	\$289.25
48T	Dick Lotz	75-73-69-75-292	\$289.25
48T	Bobby Mitchell	73-71-75-73-292	\$289.25
48T	Dave Marr	78-68-71-75-292	\$289.25
48T	Gene Littler	73-76-71-72-292	\$289.26
48T	Bob Brue	73-71-74-74-292	\$289.25

PGA CHAMPIONSHIP 1969

Champion: Raymond Floyd

Raymond Floyd survived an outburst of social turbulence from the gallery focused on Gary Player, as well as a gritty stretch drive by the South African, to win the 51st PGA Championship at NCR Country Club by one stroke. Floyd took a one-stroke lead in the second round and extended it to five strokes on Saturday, the same day a

Site: NCR Country Club (South Course), Dayton, Ohio
Date: August 14-7
Purse: \$175,000
Par: 36-35-71 (6,915 yards)
Field: 139 **Cut:** at 149, 79 players advanced



group of militant protesters burst onto the golf course while Player was preparing to

putt on the 10th green. The next day, Player staged a final-round rally that got him within a stroke of Floyd, who bogeyed the 13th and 15th holes. On 16, Player bogeyed while Floyd ran in a 35-foot birdie putt. Despite birdieing 17, Player fell short of catching Floyd, who posted a winning 276.

who posted a winning 276.



PGA CHAMPIONSHIP 1968

Champion: Julius Boros

Julius Boros survived the wilting midsummer Texas heat and the treacherous 18th hole at Pecan Valley Country Club to snatch the 50th PGA Championship from Arnold Palmer and Bob Charles. Palmer, frustrated again in his quest for a PGA Championship title, made a magnificent par at the final hole for a 282 after watching

Site: Pecan Valley Country Club, San Antonio, Texas
Date: July 18-21
Purse: \$150,000
Par: 35-35-70 (7,096 yards)
Field: 165 **Cut:** at 149, 76 players advanced



long chip within two feet of the pin for a par, becoming, at the age of 48, the oldest winner in PGA Championship history.

several good birdie putts slide past the cup in the closing round. But Boros pitched a

Championship Summary

Place	Player	Score	Winnings
1	Julius Boros	71-71-70-69-281	\$25,000.00
2T	Bob Charles	72-70-70-70-282	\$12,500.00
2T	Arnold Palmer	71-69-74-70-282	\$12,500.00
4T	George Archer	71-69-74-69-283	\$7,500.00
4T	Marty Fleckman	66-72-72-73-283	\$7,500.00
6T	Frank Beard	68-70-72-74-284	\$5,750.00
6T	Billy Casper	74-70-70-70-284	\$5,750.00
8T	Charles Coody	70-77-70-68-285	\$3,405.56
8T	Miller Barber	70-70-72-73-285	\$3,405.56
8T	Frank Boynton	70-73-72-70-285	\$3,405.56
8T	Al Geiberger	70-73-71-71-285	\$3,405.56
8T	Bob Goalby	73-72-70-70-285	\$3,405.56
8T	Doug Sanders	72-67-73-73-285	\$3,405.56
8T	Dan Sikes	70-72-73-70-285	\$3,405.56
8T	Lou Graham	73-70-70-72-285	\$3,405.56
8T	Kermit Zarley	72-75-68-70-285	\$3,405.56
17T	Dave Stockton	75-71-68-72-286	\$2,050.00
17T	Mason Rudolph	69-75-70-72-286	\$2,050.00
17T	Dave Hill	72-74-69-71-286	\$2,050.00
20T	Al Mengert	71-73-70-73-287	\$1,700.00
20T	Gay Brewer	71-72-72-72-287	\$1,700.00
20T	Dick Rhyan	72-72-68-75-287	\$1,700.00
23T	Bert Yancey	75-71-70-72-288	\$1,400.00
23T	Lee Trevino	69-71-72-76-288	\$1,400.00
23T	Bruce Crampton	71-75-70-72-288	\$1,400.00
26T	Richard Crawford	71-75-73-70-289	\$1,062.50
26T	Don Bies	69-73-74-73-289	\$1,062.50
26T	Tommy Aaron	73-73-73-70-289	\$1,062.50
26T	Steve Reid	73-73-71-72-289	\$1,062.50
30T	Bob Lunn	72-75-72-71-290	\$862.50
30T	Gardner Dickinson	74-69-76-71-290	\$862.50
30T	Lionel Hebert	75-71-70-74-290	\$862.50
30T	Gene Littler	73-74-74-69-290	\$862.50
34T	Johnny Pott	70-70-75-76-291	\$775.00
34T	Sam Snead	75-71-72-73-291	\$775.00
34T	Terry Wilcox	74-73-71-73-291	\$775.00
37T	Bill Sporre	73-73-76-70-292	\$686.25
37T	Jerry Pittman	74-71-74-73-292	\$686.25
37T	John Livety	74-74-72-72-292	\$686.25
37T	Mac Hunter	71-72-73-76-292	\$686.25
41T	Raymond Floyd	79-70-73-71-293	\$586.25
41T	Tim Debaufre	72-75-73-73-293	\$586.25
41T	Earl Jacobson	73-74-74-72-293	\$586.25
41T	Tom Shaw	76-71-77-69-293	\$586.25
45T	Bob Stone	74-72-72-76-294	\$535.00
45T	Larry Wise	75-71-74-74-294	\$535.00
45T	Harold Henning	73-74-76-71-294	\$535.00
48T	Dow Finsterwald	71-75-75-74-295	\$483.34
48T	Al Chandler	72-74-77-72-295	\$483.33
48T	Ken Venturi	74-71-75-75-295	\$483.33
51T	Tommy Aycock	73-74-71-78-296	\$445.00
51T	Sam Carmichael	73-73-78-72-296	\$445.00
51T	Don January	78-71-75-72-296	\$445.00
54T	Jim Mooney	75-74-73-75-297	\$415.00
54T	Stan Mosel	76-73-77-71-297	\$415.00

Place	Player	Score	Winnings
54T	Don Whitt	75-71-74-77-297	\$415.00
57T	Laurie Hammer	70-78-78-72-298	\$395.00
57T	Bobby Nichols	75-72-76-75-298	\$395.00
59T	Charles Sifford	73-74-77-75-299	\$369.00
59T	Horace Moore	72-76-77-74-299	\$369.00
59T	Bobby Mitchell	74-75-72-78-299	\$369.00
59T	Bob Hamilton	78-71-74-76-299	\$369.00
59T	Ross Coon	72-76-76-75-299	\$369.00
64T	Bill Collins	76-73-74-77-300	\$365.00
64T	Bob Benning	76-71-79-74-300	\$365.00
64T	Pat Rea	76-73-76-75-300	\$365.00
67T	Joe Cardenas	73-74-80-75-302	\$365.00
67T	Bob Crowley	77-71-77-77-302	\$365.00
69	Jimmy Picard	77-70-77-79-303	\$365.00
70T	Gene Mitchell	75-70-82-79-304	\$365.00
70T	Bob Schoener	79-70-79-78-304	\$365.00
70T	Gene Webb	76-73-79-78-306	\$365.00
73T	Manuet De La Torre	73-76-80-78-307	\$365.00
73T	Larry Ziegler	75-73-76-83-307	\$365.00
CUT	Bob Below	74-76-150	\$0.00
CUT	Bob Keith	75-75-150	\$0.00
CUT	Fred Wampler	74-76-150	\$0.00
CUT	Mike Souchak	76-76-150	\$0.00
CUT	Stan Thirsk	77-73-150	\$0.00
CUT	Bob Rosburg	75-75-150	\$0.00
CUT	Ernie Schneider, Jr.	75-75-150	\$0.00
CUT	Jack Nicklaus	71-79-150	\$0.00
CUT	Jimmy Powell	76-75-151	\$0.00
CUT	Jim Barber	76-75-151	\$0.00
CUT	Jerry Abbott	76-75-151	\$0.00
CUT	R.H. Sikes	76-75-151	\$0.00
CUT	Glenn Stuart	72-79-151	\$0.00
CUT	John Felus	74-77-151	\$0.00
CUT	Ed Moehling	75-76-151	\$0.00
CUT	Don Massengale	75-76-151	\$0.00
CUT	Jerry Barber	77-74-151	\$0.00
CUT	Art Proctor	76-75-151	\$0.00
CUT	Sonny Ridenhour	78-74-152	\$0.00
CUT	Tom Lijeholm	76-76-152	\$0.00
CUT	Walter Burkemo	74-78-152	\$0.00
CUT	Bob Hill	80-72-152	\$0.00
CUT	Dick Stranahan	80-72-152	\$0.00
CUT	Bob Ross	77-75-152	\$0.00
CUT	Jerry Edwards	72-80-152	\$0.00
CUT	Jim O'Hern	79-74-153	\$0.00
CUT	Ken Burnette	77-76-153	\$0.00
CUT	Paul Runyan	79-74-153	\$0.00
CUT	Dick Turner	77-76-153	\$0.00
CUT	Dudley Wysong	77-76-153	\$0.00
CUT	Dave Marr	77-76-153	\$0.00
CUT	Billy Farrell	76-77-153	\$0.00
CUT	J.C. Goosie	76-77-153	\$0.00
CUT	Bill Bisdorf	73-80-153	\$0.00
CUT	Paul Bondeson	79-75-154	\$0.00
CUT	Paul Kelly	73-81-154	\$0.00

Place	Player	Score	Winnings
CUT	Jay Hebert	74-80-154	\$0.00
CUT	Doug Ford	77-77-154	\$0.00
CUT	Babe Lichardus	73-81-154	\$0.00
CUT	Lou Warobick	74-80-154	\$0.00
CUT	Hugh Royer	75-79-154	\$0.00
CUT	George Shortridge	76-78-154	\$0.00
CUT	Talbert Smith	78-76-154	\$0.00
CUT	Larry Fryer	80-74-154	\$0.00
CUT	Ronnie Mattson	79-76-155	\$0.00
CUT	Charles Volpone	79-76-155	\$0.00
CUT	Alan White	79-76-155	\$0.00
CUT	Johnny Bulla	75-80-155	\$0.00
CUT	Rex Baxter	76-79-155	\$0.00
CUT	Joe Conrad	80-75-155	\$0.00
CUT	George Bayer	79-77-156	\$0.00
CUT	Scotty McBeath	76-80-156	\$0.00
CUT	Eddie Merrins	75-81-156	\$0.00
CUT	Jim Ferrier	80-76-156	\$0.00
CUT	Frank Wharton	77-79-156	\$0.00
CUT	Bill Giese	82-74-156	\$0.00
CUT	Jim Turnesa	78-75-156	\$0.00
CUT	Babe Uzzetta	77-79-156	\$0.00
CUT	Dick Plummer	76-80-156	\$0.00
CUT	Craig Shankland	78-79-157	\$0.00
CUT	Dan Murphy	79-78-157	\$0.00
CUT	Don Headings	81-76-157	\$0.00
CUT	Jerry Belt	82-75-157	\$0.00
CUT	Wes Ellis	81-77-158	\$0.00
CUT	John Dalrymple	79-79-158	\$0.00
CUT	Emil Scodeller	81-77-158	\$0.00
CUT	Bob Clark	76-82-158	\$0.00
CUT	Tom Weiskopf	77-82-159	\$0.00
CUT	Richard Merritt, Jr.	81-79-160	\$0.00
CUT	Werner Teichmann	80-80-160	\$0.00
CUT	Don Collett	78-82-160	\$0.00
CUT	Ted Lockie	77-83-160	\$0.00
CUT	Dennis O'Leary	86-75-161	\$0.00
CUT	Bill Grygiel, Jr.	78-83-161	\$0.00
CUT	Gary Loustalot	82-80-162	\$0.00
CUT	Fred Nonnenberg	77-85-162	\$0.00
CUT	Bob Kruse	79-83-162	\$0.00
CUT	Bobby W. Nichols	84-78-162	\$0.00
CUT	Merte Backlund	81-82-163	\$0.00
CUT	Bill Majure	81-83-164	\$0.00
CUT	Ray Ziats	86-78-164	\$0.00
CUT	Warren MacCarty	86-79-165	\$0.00
CUT	Al Stein	82-86-168	\$0.00
CUT	Thomas Deaton	83-85-168	\$0.00
CUT	John Frilman	85-85-170	\$0.00
CUT	Paul Kern	86-84-170	\$0.00
W/D	Fred Haas	77	\$0.00
W/D	Jouett Brown	79	\$0.00
W/D	Bob Galloway	80	\$0.00
W/D	George Keyes	82	\$0.00
W/D	Claude King	83	\$0.00

Championship Summary

Place	Player	Score	Winnings
1P	Don January	71-72-70-68-281	\$25,000.00
2P	Don Massengale	70-75-70-66-281	\$15,000.00
3T	Jack Nicklaus	67-75-69-71-282	\$9,000.00
3T	Dan Sikes	69-70-70-73-282	\$9,000.00
5T	Al Geiberger	73-71-69-70-283	\$6,500.00
5T	Julius Boros	69-76-70-68-283	\$6,500.00
7T	Don Bies	69-70-76-70-285	\$4,750.00
7T	Frank Beard	71-74-70-70-285	\$4,750.00
7T	Bob Goalby	70-74-68-73-285	\$4,750.00
7T	Gene Littler	73-72-71-69-285	\$4,750.00
11T	Dave Hill	66-73-74-73-286	\$3,200.00
11T	Billy Farrell	75-72-69-70-286	\$3,200.00
11T	Ken Venturi	73-74-71-68-286	\$3,200.00
14T	R.H. Sikes	72-71-71-73-287	\$2,360.00
14T	Arnold Palmer	70-71-72-74-287	\$2,360.00
14T	Bobby Nichols	75-75-67-70-287	\$2,360.00
14T	Lionel Hebert	75-71-70-71-287	\$2,360.00
19	Sam Carmichael	75-71-69-72-287	\$2,360.00
19	Billy Casper	70-75-68-288	\$1,900.00
20T	Richard Crawford	76-73-73-67-289	\$1,600.00
20T	Tommy Aaron	70-65-76-78-289	\$1,600.00
20T	Bill Bisdorf	72-71-77-69-289	\$1,600.00
20T	Raymond Floyd	74-69-74-72-289	\$1,600.00
20T	Mike Souchak	70-73-70-76-289	\$1,600.00
25	Wes Ellis	76-71-72-71-290	\$1,300.00
26T	Bruce Crampton	71-77-74-69-291	\$1,150.00
26T	Earl Stewart	77-70-72-72-291	\$1,150.00
28T	Phil Rodgers	71-76-72-73-292	\$900.00
28T	Mason Rudolph	72-73-73-74-292	\$900.00
28T	Doug Sanders	72-71-76-73-292	\$900.00
28T	Gardner Dickinson	75-72-69-76-292	\$900.00
28T	Gay Brewer	75-74-71-72-292	\$900.00
33T	Dave Marr	75-72-71-75-293	\$750.00
33T	Tom Nieporte	73-73-73-74-293	\$750.00
33T	Jerry Pittman	72-78-69-74-293	\$750.00
33T	Ernie Vossler	72-74-73-74-293	\$750.00
33T	Dudley Wysong	73-70-76-74-293	\$750.00
38T	Fred Wampler	73-75-74-72-294	\$632.50
38T	Ken Stilt	73-74-76-71-294	\$632.50
38T	Robert Zimmerman	76-74-76-68-294	\$632.50
38T	Bill Martindale	73-76-74-71-294	\$632.50
42T	Jack Burke, Jr.	73-78-71-73-295	\$572.50
42T	Frank Boynton	71-76-73-75-295	\$572.50
44T	John Berry	76-70-78-72-296	\$501.43
44T	Dale Douglass	74-73-72-77-296	\$501.43
44T	Pete Cooper	77-70-78-71-296	\$501.43
44T	Babe Lichardus	75-75-71-75-296	\$501.43
44T	Scotty McBeath	74-72-75-75-296	\$501.43
44T	Larry Mancour	75-76-72-73-296	\$501.43
44T	Bob Stone	74-74-75-73-296	\$501.43
51T	Bob Toski	72-76-71-78-297	\$430.00
51T	Jim Wright	73-74-77-73-297	\$430.00
51T	Skee Riegel	76-75-74-72-297	\$430.00
51T	Fred Haas	74-72-79-72-297	\$430.00
55T	Paul Harney	75-75-74-74-298	\$389.00

PGA CHAMPIONSHIP 1967

Champion: Don January

For the second time in the 10-year history of the PGA Championship contested at stroke play, the winner was decided in a playoff. Played at Columbine Country Club in the thin, mile-high Colorado atmosphere, two lowland neighbors from Texas, Don January and Don Massengale, adapted to the rarefied air to come down to the wire deadlocked at 281. Even though January had lost the 1961 PGA Championship in a

Site: Columbine Country Club, Denver, Colorado
Date: July 20-24
Purse: \$148,200
Par: 36-36-72 (7,436 yards)
Field: 143 **Cut:** at 151, 73 players advanced



playoff, he proved the steadier of the two in the extra 18 holes, with a 3-under-par 69 to Massengale's 71.

Place	Player	Score	Winnings
55T	Davis Love, Jr.	69-79-76-74-298	\$389.00
55T	George Archer	74-76-75-73-298	\$389.00
55T	Jim Stamps	77-74-73-74-298	\$389.00
55T	Bobby Mitchell	76-74-70-78-298	\$389.00
60T	Dow Finsterwald	74-75-74-76-299	\$300.00
60T	Dick		



PGA CHAMPIONSHIP 1966

Champion: Al Geiberger

The 1966 PGA Championship at Firestone was a triumph for Al Geiberger. Munching peanut butter sandwiches for stamina, the California native shared the first-round lead with Sam Snead. The lead bounced back and forth, but when Snead fired closing rounds of 75 and 73, Geiberger won with four strokes to spare

Site: Firestone Country Club,
Akron, Ohio
Date: July 21-24
Purse: \$149,360
Par: 35-35-70 (7,180 yards)
Field: 162 Cut: at 151, 76 players advanced



over Dudley Wysong, whose third-round 66 was the best of the Championship.

Championship Summary

Place	Player	Score	Winnings
1	Al Geiberger	68-72-68-72-280	\$25,000.00
2	Dudley Wysong	74-72-66-72-284	\$15,000.00
3T	Billy Casper	73-73-70-70-286	\$8,333.34
3T	Gene Littler	75-71-71-69-286	\$8,333.33
3T	Gary Player	73-70-70-73-286	\$8,333.33
6T	Arnold Palmer	75-73-71-68-287	\$5,000.00
6T	Doug Sanders	69-74-73-71-287	\$5,000.00
6T	Sam Snead	68-71-75-73-287	\$5,000.00
6T	Jacky Cupit	70-73-73-71-287	\$5,000.00
6T	Julius Boros	69-72-75-71-287	\$5,000.00
11	Frank Beard	73-72-69-74-288	\$3,500.00
12T	Dow Finsterwald	74-70-73-72-289	\$2,933.33
12T	Jay Hebert	75-73-70-71-289	\$2,933.34
12T	Don January	69-71-73-76-289	\$2,933.33
15T	Bill Martindale	73-75-70-72-290	\$2,350.00
15T	Paul Harney	74-73-71-72-290	\$2,350.00
15T	Ken Venturi	74-75-69-72-290	\$2,350.00
18T	Ernie Vossler	77-70-75-69-291	\$1,862.50
18T	Raymond Floyd	74-75-74-68-291	\$1,862.50
18T	Gardner Dickinson	74-72-73-72-291	\$1,862.50
18T	Dave Marr	75-75-68-73-291	\$1,862.50
22T	Mason Rudolph	74-73-76-69-292	\$1,400.00
22T	Jack Nicklaus	75-71-75-71-292	\$1,400.00
22T	Billy Farrell	73-70-71-78-292	\$1,400.00
22T	Tommy Aaron	71-72-75-74-292	\$1,400.00
22T	Frank Boynton	73-74-73-72-292	\$1,400.00
27	Gay Brewer	73-73-76-71-293	\$1,100.00
28T	Butch Baird	73-74-73-74-294	\$900.00
28T	Bruce Devlin	76-71-71-76-294	\$900.00
28T	Dan Sikes	72-76-74-72-294	\$900.00
28T	R.H. Sikes	75-72-73-74-294	\$900.00
28T	Don Massengale	74-72-75-73-294	\$900.00
28T	Ron Howell	76-71-75-72-294	\$900.00
34T	Tony Lema	78-71-72-74-295	\$775.00
34T	Buster Cupit	75-76-74-70-295	\$775.00
34T	Miller Barber	76-71-72-76-295	\$775.00
37T	Gene Borek	75-76-75-70-296	\$659.17
37T	Bill Bisdorf	76-72-76-72-296	\$659.17
37T	Chick Evans	73-75-74-74-296	\$659.17
37T	Fred Haas	78-73-75-70-296	\$659.17
37T	Babe Lichardus	72-75-73-76-296	\$659.16
37T	Stan Thirsk	74-77-70-75-296	\$659.16
43T	George Knudson	72-74-77-74-297	\$542.50
43T	Walker Inman	71-76-76-74-297	\$542.50
43T	Bob Rosburg	73-76-69-79-297	\$542.50
43T	Rod Funseth	73-74-74-76-297	\$542.50
43T	Manuel De La Torre	75-72-77-73-297	\$542.50
43T	Bruce Crampton	74-73-74-76-297	\$542.50
49T	Jim Ferrier	71-79-76-72-298	\$436.11
49T	Jack Fleck	71-74-78-75-298	\$436.11
49T	Ed Furgot	74-77-71-76-298	\$436.11
49T	Bob Goalby	76-73-73-76-298	\$436.11
49T	Bob Shave, Jr.	78-72-77-71-298	\$436.12
49T	Bob Keller	72-76-72-78-298	\$436.11
49T	Larry Laoretti	73-77-72-76-298	\$436.11

Place	Player	Score	Winnings
49T	Al Mengert	72-77-76-73-298	\$436.11
49T	Bert Yancey	74-75-77-72-298	\$436.11
58T	Bo Wininger	76-75-75-73-299	\$340.00
58T	Art Wall	73-73-78-75-299	\$340.00
58T	Bob McCallister	74-76-73-76-299	\$340.00
58T	Ed Griffiths	75-72-73-81-299	\$340.00
58T	Bob Erickson	79-71-74-75-299	\$340.00
58T	Al Chandler	76-73-71-79-299	\$340.00
64	Joe Conrad	77-74-76-73-300	\$300.00
65T	Ernie Ball	77-74-78-72-301	\$300.00
65T	Lionel Hebert	75-74-75-77-301	\$300.00
67T	Horace Moore	74-74-76-78-302	\$300.00
67T	Ed Kroll	75-75-74-78-302	\$300.00
67T	Jack Burke, Jr.	75-76-79-72-302	\$300.00
67T	Ed Rubis	76-72-77-77-302	\$300.00
71T	Wayne Yates	73-76-79-75-303	\$300.00
71T	Bob Vervey	76-75-78-74-303	\$300.00
73T	Tom Weiskopf	75-73-80-76-304	\$300.00
73T	Larry Beck	71-79-78-76-304	\$300.00
75	Bill Blanton	78-72-80-76-306	\$300.00
76	Jim Riggins	76-70-82-79-307	\$300.00
CUT	Phil Rodgers	76-76-152	\$0.00
CUT	Dean Refram	76-76-152	\$0.00
CUT	Kel Nagle	75-77-152	\$0.00
CUT	Bob Spence	74-78-152	\$0.00
CUT	Jack Rule	74-78-152	\$0.00
CUT	Thomas Malone	78-74-152	\$0.00
CUT	Bob Hill	74-78-152	\$0.00
CUT	Babe Hiskey	74-78-152	\$0.00
CUT	Dick Hart	75-77-152	\$0.00
CUT	Tommy Jacobs	75-77-152	\$0.00
CUT	Gene Bone	74-78-152	\$0.00
CUT	Jouett Brown	79-73-152	\$0.00
CUT	Johnny Bulla	73-79-152	\$0.00
CUT	J.C. Gosie	76-76-152	\$0.00
CUT	Chick Harbert	75-77-152	\$0.00
CUT	Dick Whetzle	75-77-152	\$0.00
CUT	Jim Turnesa	80-73-153	\$0.00
CUT	Bob Fry	78-75-153	\$0.00
CUT	Tony Evans	78-75-153	\$0.00
CUT	Doug Ford	76-77-153	\$0.00
CUT	Walter Burkemo	74-79-153	\$0.00
CUT	Corky Dahl	74-79-153	\$0.00
CUT	Jerry Pittman	77-76-153	\$0.00
CUT	Mike Souchak	79-74-153	\$0.00
CUT	Melvin Rowe	79-75-154	\$0.00
CUT	Ron Reif	77-77-154	\$0.00
CUT	Gordon Jones	81-73-154	\$0.00
CUT	Mac Main	75-79-154	\$0.00
CUT	Bernie Haas	78-76-154	\$0.00
CUT	Fred Gronauer	78-77-155	\$0.00
CUT	Steve Bull	79-76-155	\$0.00
CUT	Joe Brown	74-81-155	\$0.00
CUT	Charles Leider	80-75-155	\$0.00
CUT	Jim Lucius	79-76-155	\$0.00

Place	Player	Score	Winnings
CUT	Bud Holscher	78-77-155	\$0.00
CUT	Sam Reynolds	83-72-155	\$0.00
CUT	Eddie Tyree	79-76-155	\$0.00
CUT	Monte Norcross	80-76-156	\$0.00
CUT	Bill Parker	78-78-156	\$0.00
CUT	Bruce Devlin	68-75-72-72-285	\$5,750.00
CUT	Bob Harrison	81-75-156	\$0.00
CUT	Dan Keefe	79-77-156	\$0.00
CUT	George Bellino	81-76-157	\$0.00
CUT	Stan Dudas	77-80-157	\$0.00
CUT	Paul Haviland	78-79-157	\$0.00
CUT	Clayton Johnson	81-76-157	\$0.00
CUT	Chuck Rotar	84-73-157	\$0.00
CUT	Denny Shute	77-80-157	\$0.00
CUT	Rudy Goff	79-78-157	\$0.00
CUT	Bud Williamson	78-80-158	\$0.00
CUT	Bob Kay	81-77-158	\$0.00
CUT	Harold Kneece	82-76-158	\$0.00
CUT	Al Morley	78-81-159	\$0.00
CUT	Edward Kynch	83-76-159	\$0.00
CUT	Glenn Stuart	80-79-159	\$0.00
CUT	Chuck Crampton	79-80-159	\$0.00
CUT	Bobby Nichols	81-78-159	\$0.00
CUT	Skee Riegel	80-79-159	\$0.00
CUT	Bob Ford	79-80-159	\$0.00
CUT	Al Atkins	77-83-160	\$0.00
CUT	Joe Cardenas	81-79-160	\$0.00
CUT	George Bruno	82-78-160	\$0.00
CUT	Tony Novitsky	80-80-160	\$0.00
CUT	Billy Capps	77-84-161	\$0.00
CUT	Joe Zakarian	80-81-161	\$0.00
CUT	Brien Charter	77-85-162	\$0.00
CUT	Ernie Fortner	85-77-162	\$0.00
CUT	John Dalrymple	82-81-163	\$0.00
CUT	Bob Watson	87-77-164	\$0.00
CUT	William Staskewicz	82-82-164	\$0.00
CUT	Babe Urzetta	81-84-165	\$0.00
CUT	Art Harris	84-81-165	\$0.00
CUT	Ron DeMao	73-75-71-75-294	\$737.50
CUT	Harold Paddock	84-84-168	\$0.00
CUT	Merle Backlund	85-84-169	\$0.00
CUT	Arnold Haneke	82-89-171	\$0.00
W/D	Jerry Barber	73-78-84-235	\$0.00
W/D	Victor Ghezzi	74	\$0.00
W/D	Johnny Pott	74	\$0.00
W/D	Jimmy Clark	76	\$0.00
W/D	Dale Andreason	78	\$0.00
W/D	Randy Glover	78	\$0.00
W/D	Bob Hamilton	80	\$0.00
W/D	Bob Duden	80	\$0.00
W/D	Dave Smith	80	\$0.00
W/D	Bob Hold	82	\$0.00



PGA CHAMPIONSHIP 1965

Champion: Dave Marr

Dave Marr, 31, started the final round at Laurel Valley Golf Club in a first-place tie with Tommy Aaron. Aaron faded with a 40 on the front nine, but Billy Casper and Jack Nicklaus were threatening. Going into the last hole, Marr hooked his drive into a trap. He played his second shot short of a lake in front of the green and hit a 9-iron three feet from

Site: Laurel Valley Golf Club,
Ligonier, Pennsylvania
Date: August 12-15
Purse: \$149,700
Par: 36-35-71 (7,090 yards)
Field: 165 Cut: at 150, 77 players advanced



the cup. He made the putt for a two-stroke win over Casper and Nicklaus.

Championship Summary

Place	Player	Score	Winnings
1	Dave Marr	70-69-70-71-280	\$25,000.00
2T	Jack Nicklaus	69-70-72-71-282	\$12,500.00
2T	Billy Casper	70-70-71-71-282	\$12,500.00
4	Bo Wininger	73-72-72-66-283	\$8,000.00
5	Gardner Dickinson	67-74-69-74-284	\$7,000.00
6T	Bruce Devlin	68-75-72-70-285	\$5,750.00
6T	Sam Snead	68-75-70-72-285	\$5,750.00
8T	Rod Funseth	75-72-69-71-287	\$4,040.00
8T	Bob McCallister	76-68-70-73-287	\$4,040.00
8T	Jack Burke, Jr.	75-71-72-69-287	\$4,040.00
8T	Jacky Cupit	72-76-70-69-287	\$4,040.00
8T	Tommy Aaron	66-71-72-78-287	\$4,040.00
13T	Wes Ellis	73-76-70-69-288	\$2,800.00
13T	R.H. Sikes	71-71-71-75-288	\$2,800.00
15T	Ben Hogan	72-75-70-72-289	\$2,425.00
15T	Mike Souchak	70-72-77-70-289	\$2,425.00
17T	Raymond Floyd	68-73-72-77-290	\$2,125.00
17T	Julius Boros	75-72-73-70-290	\$2,125.00
19	Al Geiberger	74-71-71-75-291	\$1,900.00
20T	Doug Ford	73-71-77-72-292	\$1,450.00
20T	Jack Fleck	76-70-72-73-292	\$1,450.00
20T	George Knudson	75-69-73-75-292	\$1,450.00
20T	Bruce Crampton	77-74-70-71-292	\$1,450.00
20T	Mason Rudolph	67-76-75-74-292	\$1,450.00
20T	Doug Sanders	71-73-74-74-292	\$1,450.00
20T	Gordon Jones	72-76-71-73-292	\$1,450.00
20T	Kel Nagle	74-75-71-72-292	\$1,450.00
28T	Paul Kelly	76-71-75-71-293	\$915.00
28T	Johnny Pott	76-70-74-73-293	\$915.00
28T	Gene Littler	78-70-70-75-293	\$915.00
28T	Gay Brewer	75-70-73-75-293	\$915.00
28T	Don Bies	71-71-75-76-293	\$915.00
33T	Manuel De La Torre	72-73-74-75-294	\$737.50
33T	Paul Harney	74-74-72-74-294	\$737.50
33T	Ed Furgot	73-74-72-75-294	\$737.50
33T	Al Mengert	75-76-75-68-294	\$737.50
33T	Dave Ragan	73-73-78-70-294	\$737.50
33T	Gary Player	74-72-74-74-294	\$737.50
33T	Arnold Palmer	72-75-74-73-294	\$737.50
33T	Charles Sifford	73-75-71-75-294	\$737.50
41T	Walter Burkemo	72-77-73-73-295	\$602.50
41T	Merle Backlund	75-75-73-72-295	\$602.50
43T	Billy Maxwell	71-75-74-76-296	\$572.50
43T	Dale Douglass	72-76-74-74-296	\$572.50
45T	Dan Sikes	74-75-73-75-297	\$527.50
45T	Billy Farrell	76-75-75-71-297	\$527.50
45T	Frank Beard	74-74-72-77-297	\$527.50
45T	Dick Hart	72-77-72-76-297	\$527.50
49T	Lionel Hebert	73-73-76-76-298	\$466.67
49T	Victor Ghezzi	73-77-74-74-298	\$466.67
49T	Vincent Sullivan	72-73-79-74-298	\$466.67
49T	Steve Reid	76-75-73-75-299	\$440.00
52T	Charles Courtney	70-76-76-77-299	\$440.00
54T	Fred Wampler	74-74-76-76-300	\$402.50
54T	Tom Nieporte	75-74-83-68-300	\$402.50

Place	Player	Score	Winnings
54T	Bobby Nichols	74-75-77-74-300	\$402.50
54T	Jay Hebert	72-73-78-77-300	\$402.50
54T	Billy Capps	77-74-75-74-300	\$402.50
54T	Bob Crowley	78-72-74-76-300	\$402.50
60	Jim Ferrier	75-75-77-74-301	\$370.00
61T	Tony Lema	71-76-75-80-302	\$300.00
61T	George Archer	74-74-78-76-302	\$300.00
63T	Dick Marshall	74-73-84-72-303	\$300.00
63T	Ted Kroll	73-75-77-78-303	\$300.00
63T	T. R. Sle		



PGA CHAMPIONSHIP 1964

Champion: Bobby Nichols

With an opening round of 64, Bobby Nichols, a 28-year-old Kentuckian, never looked back as he held the lead every round to win the PGA Championship at Columbus Country Club. His 271 stood as the lowest 72-hole total in PGA Championship history for 30 years.

Site: Columbus Country Club,
Columbus, Ohio
Date: July 16-19
Prize: \$100,000
Par: 34-35-70 (6,851 yards)
Field: 162 Cut: at 150, 91 players advanced



Championship Summary

Place	Player	Score	Winnings
1	Bobby Nichols	64-71-69-67-271	\$18,000.00
2T	Jack Nicklaus	67-73-70-64-274	\$9,000.00
2T	Arnold Palmer	68-68-69-69-274	\$9,000.00
4	Mason Rudolph	73-66-68-69-276	\$5,000.00
5T	Tom Nieporte	68-71-68-72-279	\$3,850.00
5T	Ken Venturi	72-65-73-69-279	\$3,850.00
7	Bo Winingar	69-68-73-70-280	\$3,200.00
8	Gay Brewer	72-71-71-67-281	\$2,900.00
9T	Billy Casper	68-72-70-72-282	\$2,300.00
9T	Jon Gustin	69-76-71-66-282	\$2,300.00
9T	Ben Hogan	70-72-68-72-282	\$2,300.00
9T	Tony Lama	71-68-72-71-282	\$2,300.00
13T	Ed Furgol	71-69-72-71-283	\$1,650.00
13T	Billy Maxwell	72-71-70-70-283	\$1,650.00
13T	Gary Player	70-71-71-71-283	\$1,650.00
13T	Mike Souchak	67-73-71-72-283	\$1,650.00
17T	Jacky Cupit	72-71-72-69-284	\$1,350.00
17T	Walter Burkemo	70-71-72-71-284	\$1,350.00
19T	Bob Charles	68-71-73-73-285	\$1,175.00
19T	Al Geiberger	73-72-72-68-285	\$1,175.00
21T	Julius Boros	70-73-71-72-286	\$1,075.00
21T	Tommy Aaron	72-74-70-70-286	\$1,075.00
23T	Ed Kroll	75-72-72-68-287	\$930.00
23T	Gardner Dickinson	74-74-68-71-287	\$930.00
23T	Mike Fetchick	74-73-74-66-287	\$930.00
23T	Ted Kroll	72-73-72-70-287	\$930.00
23T	Dick Rhyhan	71-72-71-73-287	\$930.00
28T	George Knudson	76-69-72-71-288	\$800.00
28T	Dick Hart	73-73-72-70-288	\$800.00
28T	Jim Ferrier	70-72-75-71-288	\$800.00
28T	Bill Bisdorf	73-72-73-70-288	\$800.00
28T	Doug Sanders	71-73-76-68-288	\$800.00
33T	Paul Haviland	68-73-73-75-289	\$662.50
33T	Dave Ragan	73-71-74-71-289	\$662.50
33T	Frank Beard	72-72-71-74-289	\$662.50
33T	Pete Brown	71-75-73-70-289	\$662.50
33T	Al Besselink	71-73-72-73-289	\$662.50
33T	Gene Littler	75-72-74-68-289	\$662.50
39T	Bob Keller	69-75-72-74-290	\$526.00
39T	Don Bies	76-66-76-72-290	\$526.00
39T	Joe Campbell	73-72-71-74-290	\$526.00
39T	Jack Rule	74-71-72-73-290	\$526.00
39T	Bruce Devlin	70-73-76-71-290	\$526.00
44T	Chi Chi Rodriguez	71-74-71-75-291	\$402.50
44T	Fred Wampler	74-73-71-73-291	\$402.50
44T	Jack Burke, Jr.	74-72-73-72-291	\$402.50
44T	George Bayer	71-74-76-70-291	\$402.50
44T	Joe Conrad	69-72-74-76-291	\$402.50
44T	John H. Cook	75-72-70-74-291	\$402.50
44T	Babe Lichardus	72-74-73-72-291	\$402.50
44T	Chick Harbert	74-75-68-74-291	\$402.50
52T	J.C. Goosie	72-74-74-72-292	\$318.75
52T	Bob Hill	72-70-75-75-292	\$318.75
52T	Pete Cooper	77-71-73-71-292	\$318.75
52T	Don Spears	73-71-76-72-292	\$318.75

Place	Player	Score	Winnings
56T	Bruce Crampton	72-74-74-73-293	\$270.00
56T	Jim Ferrier	73-72-76-72-293	\$270.00
56T	Furman Hayes	74-72-74-73-293	\$270.00
56T	Bob Rosburg	72-75-71-75-293	\$270.00
56T	Huston La Clair	73-74-72-74-293	\$270.00
61	Bill Ogden	73-76-71-74-294	\$240.00
62T	Jim Turnesa	76-72-73-74-295	\$220.00
62T	Jimmy Johnson	71-74-72-78-295	\$220.00
62T	Jim Browning	71-72-77-75-295	\$220.00
65	Dave Marr	72-73-74-77-296	\$200.00
CUT	Jay Hebert	74-76-72-222	\$0.00
CUT	Dave Hill	77-71-74-222	\$0.00
CUT	Manuel De La Torre	74-76-72-222	\$0.00
CUT	John Berry	73-76-73-222	\$0.00
CUT	Johnny Pott	74-74-74-222	\$0.00
CUT	Jack Lumpkin	75-74-74-223	\$0.00
CUT	Al Mengert	75-72-76-223	\$0.00
CUT	Glen Stuart	71-77-75-223	\$0.00
CUT	Scotty McBeath	70-79-74-223	\$0.00
CUT	Bob Crowley	74-74-75-223	\$0.00
CUT	Jimmy Clark	73-74-76-223	\$0.00
CUT	Steve Bull	72-75-76-223	\$0.00
CUT	Al Atkins	75-74-74-223	\$0.00
CUT	Tommy Jacobs	76-71-76-223	\$0.00
CUT	Don January	68-78-78-224	\$0.00
CUT	Sam Reynolds	70-77-77-224	\$0.00
CUT	Joe Zakarian	73-74-78-225	\$0.00
CUT	Joe Kotlarczyk	77-70-78-225	\$0.00
CUT	Rex Baxter	74-74-78-226	\$0.00
CUT	Bob Erickson	77-73-76-226	\$0.00
CUT	Clyde Mullins	72-76-79-227	\$0.00
CUT	Clayton Johnson	75-73-79-227	\$0.00
CUT	Charles Lepre	76-73-78-227	\$0.00
CUT	Charles Bassler	75-73-79-227	\$0.00
CUT	Bob Hold	77-71-80-228	\$0.00
CUT	Charles Smith	75-74-81-230	\$0.00
CUT	Eli Marovich	74-77-151	\$0.00
CUT	Butch Baird	77-74-151	\$0.00
CUT	Everette Vinzant	76-75-151	\$0.00
CUT	Dick Vossy	75-76-151	\$0.00
CUT	Eric Yurk	74-77-151	\$0.00
CUT	Fred Gronauer	74-74-152	\$0.00
CUT	Lionel Hebert	78-74-152	\$0.00
CUT	Bill Johnston	76-76-152	\$0.00
CUT	Ray Goodell	77-75-152	\$0.00
CUT	Leon Butler	76-76-152	\$0.00
CUT	Wes Ellis	75-77-152	\$0.00
CUT	Dow Finsterwald	74-78-152	\$0.00
CUT	Joe Taylor	76-76-152	\$0.00
CUT	Tom Murphy	74-78-152	\$0.00
CUT	Johnny Bulla	75-78-153	\$0.00
CUT	Walker Inman	75-78-153	\$0.00
CUT	Frank Stranahan	78-75-153	\$0.00
CUT	Joe Lopez	76-77-153	\$0.00
CUT	Bob Goalby	73-80-153	\$0.00

Place	Player	Score	Winnings
CUT	Joe Cheves	78-76-154	\$0.00
CUT	Harold Paddock	77-77-154	\$0.00
CUT	Mike Pavella	76-78-154	\$0.00
CUT	Bob Popp	73-81-154	\$0.00
CUT	Jim Scott	79-76-155	\$0.00
CUT	Jim Hart	75-80-155	\$0.00
CUT	Tommy Fonseca	75-80-155	\$0.00
CUT	Larry Wise	79-76-155	\$0.00
CUT	Harry Umbinetti	74-81-155	\$0.00
CUT	John Zontek	71-84-155	\$0.00
CUT	Tom Marlowe	80-75-155	\$0.00
CUT	Harold Williams	79-77-156	\$0.00
CUT	Jim O'Hern	78-78-156	\$0.00
CUT	Ron Reif	77-79-156	\$0.00
CUT	T. R. Sleichter	78-78-156	\$0.00
CUT	Don Palmer	81-75-156	\$0.00
CUT	Doug Ford	76-80-156	\$0.00
CUT	Terry Malan	77-79-156	\$0.00
CUT	Ed Kuna	80-76-156	\$0.00
CUT	Bob Kay	76-80-156	\$0.00
CUT	Lou Barbaro	78-79-157	\$0.00
CUT	Jack Sellman	76-81-157	\$0.00
CUT	Al Morley	80-77-157	\$0.00
CUT	Bob Swift	78-79-157	\$0.00
CUT	Dennis Bradley	74-73-71-71-289	\$0.00
CUT	Joe Thacker	79-78-157	\$0.00
CUT	Bradley Anderson	77-81-158	\$0.00
CUT	Bud Sullivan	82-76-158	\$0.00
CUT	Bud Williamson	78-80-158	\$0.00
CUT	Bob Bodington	79-79-158	\$0.00
CUT	Bill Collins	76-83-159	\$0.00
CUT	Gene Lesch	80-79-159	\$0.00
CUT	Ray Hill	80-79-159	\$0.00
CUT	Lou Warobick	80-79-159	\$0.00
CUT	Don Shock	78-81-159	\$0.00
CUT	Denny Shute	77-82-159	\$0.00
CUT	MacK Briggs	78-82-160	\$0.00
CUT	Frank Nastro	79-81-160	\$0.00
CUT	Everette Vinzant	81-80-161	\$0.00
CUT	Dick Demane	78-83-161	\$0.00
CUT	Edward Kynch	82-80-162	\$0.00
CUT	Donald Kubiak	80-82-162	\$0.00
CUT	Roy Beattie	82-82-164	\$0.00
CUT	Jack Merz	82-82-164	\$0.00
CUT	Don Williams	87-79-166	\$0.00
CUT	Aubrey Apple	80-86-166	\$0.00
CUT	Rick Jetter	85-84-169	\$0.00
D/Q	Odell Trueblood	76	\$0.00
W/D	Victor Ghezzi	71-73-144	\$0.00
W/D	Tommy Bolt	74-76-150	\$0.00
W/D	Jerry Barber	80	\$0.00
CUT	Gerald Levergne	83-87-170	\$0.00

PGA CHAMPIONSHIP 1963

Champion: Jack Nicklaus

In 100-degree heat, Jack Nicklaus won the 45th PGA Championship, held at Dallas Athletic Club. At 23 years of age, Nicklaus joined Ben Hogan, Byron Nelson and Gene Sarazen as the only men in golf history to win the PGA Championship, the U.S. Open and the Masters. For this victory, Nicklaus had to overcome Bruce Crampton, who held a three-stroke lead going into the final round. Crampton faded

Site: Dallas Athletic Club,
Dallas, Texas
Date: July 18-21
Prize: \$80,900
Par: 36-35-71 (7,046 yards)
Field: 165 Cut: at 151, 82 players advanced



over the last few holes as Nicklaus posted a 68 for a 279 total to win his initial PGA Championship.

Championship Summary

Place	Player	Score	Winnings
1	Jack Nicklaus	69-73-69-68-279	\$13,000.00
2	Dave Ragan	75-70-67-69-281	\$7,000.00
3T	Bruce Crampton	70-73-65-74-282	\$3,750.00
3T	Dow Finsterwald	72-72-66-72-282	\$3,750.00
5T	Billy Maxwell	73-71-69-71-284	\$3,125.00
5T	Al Geiberger	72-73-69-70-284	\$3,125.00
7	Jim Ferrier	73-73-70-69-285	\$2,750.00
8T	Bill Johnston	71-72-72-71-286	\$2,090.00
8T	Tommy Jacobs	74-72-70-70-286	\$2,090.00
8T	Gardner Dickinson	72-74-74-66-286	\$2,090.00
8T	Gary Player	74-75-67-70-286	\$2,090.00
8T	Art Wall	73-76-66-71-286	\$2,090.00
13T	Bob Charles	69-76-72-70-287	\$1,550.00
13T	Julius Boros	69-72-73-73-287	\$1,550.00
13T	Tony Lama	70-71-77-69-287	\$1,550.00
13T	Jack Sellman	75-70-74-68-287	\$1,550.00
17T	Dave Hill	73-72-69-74-288	\$1,075.00
17T	Dick Hart	66-72-76-74-288	\$1,075.00
17T	Wes Ellis	71-74-71-72-288	\$1,075.00
17T	Manuel De La Torre	71-71-74-72-288	\$1,075.00
17T	Bob Goalby	74-70-74-70-288	\$1,075.00
17T	Doug Sanders	74-69-70-75-288	\$1,075.00
23T	Mason Rudolph	69-75-71-74-289	\$775.00
23T	Mike Souchak	72-72-73-72-289	\$775.00
23T	Bobby Nichols	74-73-71-71-289	\$775.00
23T	Paul Harney	72-74-71-72-289	\$775.00
23T	Fred Haas	80-70-70-70-290	\$558.57
27T	Doug Ford	70-72-71-77-290	\$558.57
27T	J.C. Goosie	74-74-74-68-290	\$558.57
27T	Sam Snead	71-73-70-76-290	\$558.57
27T	Bert Weaver	76-73-71-70-290	\$558.57
27T	Bo Winingar	75-71-71-73-290	\$558.57
27T	Earl Stewart	70-77-70-73-290	\$558.57
34T	Eddie Merrins	74-70-73-74-291	\$480.00
34T	Billy Farrell	72-74-72-73-291	\$480.00
34T	Jack Burke, Jr.	75-72-73-71-291	\$480.00
34T	Gene Littler	71-72-75-73-291	\$480.00
34T	Mike Krak	73-73-72-73-291	\$480.00
39	Stan Mosel	71-77-74-70-292	\$450.00
40T	Don January	76-75-69-73-293	\$410.00
40T	Doug Higgins, Jr	74-74-75-70-293	\$410.00
40T	Jay Hebert	75-76-73-69-293	\$410.00
40T	Jerry Barber	74-73-72-74-293	\$410.00
40T	Arnold Palmer	74-73-73-73-293	\$410.00
40T	Jerry Pisano	72-76-69-76-293	\$410.00
40T	Bob Rosburg	72-75-74-72-293	\$410.00
47T	Tony Holguin	77-71-75-71-294	\$365.00
47T	Ed Hebert	74-70-73-77-294	\$365.00
49T	E. J. Harrison	73-73-75-74-295	\$335.00
49T	Gay Brewer	74-75-72-74-295	\$335.00
49T	Bob McCallister	71-76-73-75-295	\$335.00
49T	Joe Zakarian	75-73-76-71-295	\$335.00
53T	Don Bies	74-71-73-78-296	\$318.75
53T	Hubby Habjan	76-75-71-74-296	\$318.75
53T	Shelley Mayfield	69-72-76-79-296	\$318.75

Place	Player	Score	Winnings
53T	Mac Hunter	76-70-75-75-296	\$318.75
57T	Raymond Floyd	75-73-74-75-297	\$300.00
57T	Ernie Vossler	74-77-73-73-297	\$300.00
59T	Charles Congdon	70-79-73-76-298	\$275.00
59T	Frank Stranahan	74-73-77-74-298	\$275.00
59T	Ted Kroll	81-70-74-73-298	\$275.00
59T	George Bayer	75-73-74-76-298	\$275.00
63T	Furman Hayes	76-71-74-78-299	\$230.00
63T	Herman Scharlau	75-76-76-72-299	\$230.00
63T	Skee Riegel	78-73-76-72-299	\$230.00
63T	Stan Thirsk	73-74-73-79-299	\$230.00
63T	Gene Borek	74-76-75-74-299	

PGA CHAMPIONSHIP 1962

Champion: Gary Player

Gary Player, posting a 2-under-par 278, became the second foreign citizen to win the PGA Championship, beating hard-charging Bob Goalby by one stroke at Aronimink. Goalby brought the Championship to a thrilling climax by making birdies at 14 and 16 during the final round, but the 26-year-old South African staved off the rally and both parred the final two holes.

Site: Aronimink Golf Club,
Newtown Square, Pennsylvania
Date: July 19-22
Purse: \$69,400
Par: 35-35-70 (7,045 yards)
Field: 170 **Cut:** at 151, 89 players advanced



Championship Summary

Place	Player	Score	Winnings
1	Gary Player	72-67-69-70-278	\$13,000.00
2	Bob Goalby	69-72-71-67-279	\$6,700.00
3T	George Bayer	69-70-71-71-281	\$3,450.00
3T	Jack Nicklaus	71-74-69-67-281	\$3,450.00
5	Doug Ford	69-69-73-71-282	\$2,900.00
6	Bobby Nichols	72-70-71-70-283	\$2,500.00
7T	Dave Ragan	72-74-70-68-284	\$2,066.67
7T	Jack Fleck	74-69-70-71-284	\$2,066.67
7T	Paul Harney	70-73-72-69-284	\$2,066.67
10	Jay Hebert	73-72-70-70-285	\$1,750.00
11T	Chick Harbert	68-76-69-73-286	\$1,450.00
11T	Dow Finsterwald	73-70-70-73-286	\$1,450.00
11T	Julius Boros	73-69-74-70-286	\$1,450.00
11T	Bob McCallister	74-66-70-76-286	\$1,450.00
15T	Doug Sanders	76-69-73-69-287	\$1,225.00
15T	Cary Middlecoff	73-66-74-74-287	\$1,225.00
17T	Arnold Palmer	71-72-73-72-288	\$966.67
17T	Bruce Crampton	76-73-67-72-288	\$966.67
17T	Frank Stranahan	69-73-72-74-288	\$966.67
17T	Sam Snead	75-70-71-72-288	\$966.67
17T	Jack Burke, Jr.	73-69-71-75-288	\$966.67
17T	Billy Farrell	73-71-73-71-288	\$966.67
23T	Fred Haas	75-71-74-69-289	\$665.00
23T	Tommy Jacobs	73-73-73-70-289	\$665.00
23T	Gene Littler	73-75-72-69-289	\$665.00
23T	Art Wall	72-75-71-71-289	\$665.00
27T	Johnny Pott	70-74-74-73-291	\$530.00
27T	Don January	70-74-72-75-291	\$530.00
27T	Joe Campbell	70-74-74-73-291	\$530.00
30T	Pete Cooper	73-71-74-74-292	\$470.00
30T	Buster Cupit	76-70-76-70-292	\$470.00
30T	Wes Ellis	75-72-73-72-292	\$470.00
30T	Tommy Bolt	72-74-72-74-292	\$470.00
30T	Ted Kroll	73-70-76-73-292	\$470.00
30T	Dick Kroll	70-73-76-73-292	\$470.00
30T	Tom Nieporte	75-75-69-73-292	\$470.00
30T	Shelley Mayfield	74-70-74-74-292	\$470.00
30T	Don Whit	74-73-70-75-292	\$470.00
39T	Mike Souchak	75-73-72-73-293	\$400.00
39T	Al Nelson Jr.	79-70-72-72-293	\$400.00
39T	Eric Monti	76-74-71-72-293	\$400.00
39T	Jim Ferrier	72-71-73-77-293	\$400.00
39T	Walter Burkemo	72-75-72-74-293	\$400.00
44T	Claude Harmon	73-73-75-73-294	\$360.00
44T	Bob Kay	76-73-72-73-294	\$360.00
44T	Howie Johnson	75-75-72-72-294	\$360.00
47T	Bill Johnston	74-72-72-77-295	\$325.00
47T	Marty Furgol	71-71-74-79-295	\$325.00
47T	Bob Gajda	71-74-77-73-295	\$325.00
47T	Pat Schwab	76-75-71-73-295	\$325.00
51T	Gardner Dickinson	73-74-75-74-296	\$280.00
51T	Billy Casper	74-76-70-76-296	\$280.00
51T	George Knudson	72-75-74-75-296	\$280.00
51T	Dave Marr	71-72-77-76-296	\$280.00
51T	Ken Venturi	73-72-77-74-296	\$280.00
56	Bill Collins	73-71-74-79-297	\$250.00
57T	John Barnum	66-74-77-81-298	\$222.50

Place	Player	Score	Winnings
57T	Victor Ghezzi	76-69-74-79-298	\$222.50
57T	Jim Stamps	72-72-75-79-298	\$222.50
57T	Bob Ross	72-74-75-77-298	\$222.50
CUT	Ed Rubis	73-75-75-223	\$100.00
CUT	Ernie Vossler	74-74-75-223	\$100.00
CUT	Bob Keller	74-75-74-223	\$100.00
CUT	Jon Gustin	72-76-76-224	\$100.00
CUT	Leo Biagetti	70-75-79-224	\$100.00
CUT	Don Fairfield	74-74-76-224	\$100.00
CUT	Dick Bury	77-74-73-224	\$100.00
CUT	Pete Fleming	73-71-81-225	\$100.00
CUT	Skee Riegel	76-75-74-225	\$100.00
CUT	Milon Marusic	74-75-77-226	\$100.00
CUT	Jacky Cupit	75-76-75-226	\$100.00
CUT	Charles Farlow	75-73-78-226	\$100.00
CUT	Charles Bassler	78-73-75-226	\$100.00
CUT	Bill Ezinicki	77-74-75-226	\$100.00
CUT	Phil Rodgers	75-73-78-226	\$100.00
CUT	Fred Hawkins	75-73-79-227	\$100.00
CUT	Bob Hill	76-74-77-227	\$100.00
CUT	Ed Burke	76-73-78-227	\$100.00
CUT	Joe Cheves	74-74-79-227	\$100.00
CUT	Walter Romans	77-74-76-227	\$100.00
CUT	Joe Taylor	76-75-76-227	\$100.00
CUT	Jimmy Thompson	77-73-78-228	\$100.00
CUT	Alex Sinclair	76-74-78-228	\$100.00
CUT	Al Atkins	74-77-77-228	\$100.00
CUT	Jim Ferree	76-75-77-228	\$100.00
CUT	Jouett Brown	77-72-80-229	\$100.00
CUT	Al Johnston	76-75-78-229	\$100.00
CUT	Tony Novitsky	77-73-79-229	\$100.00
CUT	Buck White	74-70-86-230	\$100.00
CUT	Joe Zakarian	73-79-152	\$0.00
CUT	Stan Thirk	77-75-152	\$0.00
CUT	Arnold Koehler	76-76-152	\$0.00
CUT	Bernie Haas	74-78-152	\$0.00
CUT	Phil Torza	77-75-152	\$0.00
CUT	Emery Thomas	78-74-152	\$0.00
CUT	Babe Urzetta	76-76-152	\$0.00
CUT	Lew Worsham	74-78-152	\$0.00
CUT	Jerry Barber	79-73-152	\$0.00
CUT	John H. Cook	78-74-152	\$0.00
CUT	Dave Hill	76-76-152	\$0.00
CUT	Lionel Hebert	77-75-152	\$0.00
CUT	Bud Holscher	76-76-152	\$0.00
CUT	Ernest Catropa	76-77-153	\$0.00
CUT	Bill Bisdorf	74-79-153	\$0.00
CUT	Al Besselin	77-76-153	\$0.00
CUT	Lester Ward	79-74-153	\$0.00
CUT	Toby Lyons	78-75-153	\$0.00
CUT	Dale Andreason	76-77-153	\$0.00
CUT	Joe Kotlarczyk	78-75-153	\$0.00
CUT	Jack Orlman	79-74-153	\$0.00
CUT	Dick Demane	75-78-153	\$0.00
CUT	Randy Quick	75-78-153	\$0.00
CUT	Mike Pavella	76-77-153	\$0.00
CUT	Billy Phillips	78-75-153	\$0.00

Place	Player	Score	Winnings
CUT	Larry Tomasino	76-77-153	\$0.00
CUT	Dick Stranahan	79-75-154	\$0.00
CUT	Robert Shields	74-80-154	\$0.00
CUT	W. A. Stackhouse	77-77-154	\$0.00
CUT	Clyde Mullins	77-77-154	\$0.00
CUT	Billy Kratzert	77-77-154	\$0.00
CUT	Davis Love, Jr.	73-81-154	\$0.00
CUT	Paul Biggy	76-78-154	\$0.00
CUT	J.D. Taylor	73-81-154	\$0.00
CUT	Jim Turnesa	77-77-154	\$0.00
CUT	Eddie Merrins	81-73-154	\$0.00
CUT	Johnny Bulla	75-79-154	\$0.00
CUT	Bob Crowley	79-75-154	\$0.00
CUT	Eldon Briggs	77-78-155	\$0.00
CUT	Al Brosch	77-78-155	\$0.00
CUT	Charles Lepre	76-79-155	\$0.00
CUT	Henry McQuiston	76-79-155	\$0.00
CUT	George Schneider	76-79-155	\$0.00
CUT	Ralph Hutchison	78-77-155	\$0.00
CUT	Gay Brewer	80-76-156	\$0.00
CUT	Lawrence Cook	79-77-156	\$0.00
CUT	Joe Jimenez	80-76-156	\$0.00
CUT	Tod Menefee	79-78-157	\$0.00
CUT	Dick Mullen	76-81-157	\$0.00
CUT	Gordon Leishman	75-82-157	\$0.00
CUT	Ed Whaley	77-80-157	\$0.00
CUT	Herb Magnusson	77-81-158	\$0.00
CUT	Bob Lavacek	80-78-158	\$0.00
CUT	Mac Hunter	77-81-158	\$0.00
CUT	Dave Douglas	80-78-158	\$0.00
CUT	Sam Penecale	77-81-158	\$0.00
CUT	Bill Moran	82-77-159	\$0.00
CUT	Willie Palumbo	79-80-159	\$0.00
CUT	Jim Browning	80-79-159	\$0.00
CUT	Hardy Loudermilk	81-78-159	\$0.00
CUT	Jim Scott	81-78-159	\$0.00
CUT	Russ Tuveson	77-82-159	\$0.00
CUT	Mike Beniciscutto	84-76-160	\$0.00
CUT	Jerry Pisano	78-82-160	\$0.00
CUT	Dick Howell	77-84-161	\$0.00
CUT	Emory Lee	82-80-162	\$0.00
CUT	Clare Emery	82-80-162	\$0.00
CUT	Joe Capello	83-79-162	\$0.00
CUT	Frank Witt	77-85-162	\$0.00
CUT	Bonny Graham	79-84-163	\$0.00
CUT	John Ruedi	82-82-164	\$0.00
CUT	Jim Petersen	82-83-165	\$0.00
CUT	Steve Savel	84-83-167	\$0.00
CUT	Andy Pataky	83-86-169	\$0.00
CUT	Bill Grygiel, Jr.	90-84-174	\$0.00
W/D	Tony Holguin	74-74-148	\$100.00
W/D	Tony Lema	77-72-149	\$100.00
W/D	Bob Crow	77	\$0.00
W/D	Billy Maxwell	81	\$0.00
W/D	Jerry Lambo	82	\$0.00
W/D	Bob Rosburg		\$0.00

Championship Summary

Place	Player	Score	Winnings
1P	Jerry Barber	69-67-71-70-277	\$11,000.00
2P	Don January	72-66-67-72-277	\$5,500.00
3	Doug Sanders	70-68-74-68-280	\$3,600.00
4	Ted Kroll	72-68-70-71-281	\$3,100.00
5T	Gene Littler	71-70-72-69-282	\$2,208.33
5T	Arnold Palmer	73-72-69-68-282	\$2,208.33
5T	Johnny Pott	71-73-67-71-282	\$2,208.33
5T	Art Wall	67-72-73-70-282	\$2,208.33
5T	Wes Ellis	71-71-68-72-282	\$2,208.33
5T	Doug Ford	69-73-74-66-282	\$2,208.33
5T	Julius Boros	71-71-68-72-282	\$2,208.33
11T	Paul Harney	70-73-69-71-283	\$1,650.00
11T	Cary Middlecoff	74-69-71-69-283	\$1,650.00
13	Jay Hebert	68-72-72-72-284	\$1,500.00
14	Walter Burkemo	71-71-73-70-285	\$1,400.00
15T	Billy Casper	74-72-69-71-286	\$1,225.00
15T	Bob Goalby	73-72-68-73-286	\$1,225.00
15T	Ernie Vossler	68-72-71-75-286	\$1,225.00
15T	Don Whit	76-72-70-68-286	\$1,225.00
19T	Bob Rosburg	70-71-73-73-287	\$1,016.67
19T	Jack Fleck	70-74-73-70-287	\$1,016.67
19T	Gardner Dickinson	71-71-71-74-287	\$1,016.67
22T	Fred Hawkins	75-73-71-69-288	\$780.00
22T	Don Fairfield	70-71-74-73-288	\$780.00
22T	George Bayer	73-71-72-72-288	\$780.00
22T	Ansel Snow	70-74-72-72-288	\$780.00
22T	Dave Marr	72-74-73-69-288	\$780.00
27T	Billy Maxwell	71-72-73-73-289	\$575.00
27T	Sam Snead	72-71-71-75-289	\$575.00
29T	Al Mengert	72-74-72-72-290	\$425.00
29T	Charles Bassler	73-73-72-72-290	\$425.00
29T	Bob Keller	72-73-72-73-290	\$425.00
29T	Gary Player	72-74-71-73-290	\$425.00
33T	Mac Hunter	74-71-73-73-291	\$262.50
33T	Dave Ragan	73-72-73-73-291	\$262.50
33T	Jon Gustin	75-72-75-69-291	\$262.50
33T	Billy Farrell	75-72-72-72-291	\$262.50
37T	Ken Venturi	72-72-77-71-292	\$250.00
37T	Mason Rudolph	71-71-73-77-292	\$250.00
37T	Clarence Doser	71-75-73-73-292	\$250.00
37T	Lew Worsham	75-73-73-71-292	\$250.00
41T	Manuel De La Torre	72-72-76-73-293	\$225.00
41T	Dow Finsterwald	74-74-71-74-293	\$225.00
43T	Bud Holscher	77-68-75-74-294	\$225.00
43T	Jack McGowan	76-70-77-71-294	\$225.00
45T	Jim Ferrier	73-73-77-72-295	\$225.00
45T	Marty Furgol	71-74-72-78-295	\$225.00
45T	Buster Cupit	70-78-72-75-295	\$225.00
45T	Milon Marusic	75-73-74-73-295	\$225.00
45T	Mike Souchak	72-72-74-77-295	\$225.00
50T	Chuck Malchaski	72-73-77-74-296	\$225.00
50T	Fred Haas	72-76-75-73-296	\$225.00
52T	Chick Harbert	73-75-73-76-297	\$225.00
52T	Jack Burke, Jr.	76-71-72-78-297	\$225.00
52T	Tom Nieporte	75-72-75-75-297	\$225.00
55T	Pete Cooper	74-74-75-75-298	\$225.00

PGA CHAMPIONSHIP 1961

Champion: Jerry Barber

In the final round at Olympia Fields Country Club, 31-year-old Don January led 45-year-old Jerry Barber by four shots with three holes remaining. Then, Barber sank putts of 20 feet for a birdie, 40 feet for a par and 60 feet for a birdie on the last three holes to match January's 277. In the 18-hole playoff, Barber again trailed January by two strokes on two different

Site: Olympia Fields Country Club,
Olympia Fields, Illinois
Date: July 27-31
Purse: \$64,800
Par: 35-35-70 (6,722 yards)
Field: 161 **Cut:** at 148, 64 players advanced



occasions, but rallied to finish with a 67 for a one-stroke victory.

Place	Player	Score	Winnings
55T	Sam Bernardi	75-72-75-76-298	\$225.00
57T	Johnny Bulla	74-73-77-76-300	\$225.00

PGA CHAMPIONSHIP 1960

Champion: Jay Hebert

There were only 13 sub-par rounds in the entire Championship at the rebuilt Firestone Country Club in Akron, Ohio. With those scores, a different man turned up as the leader at the end of each round. Arnold Palmer captured the first-round lead with an opening 67. But it was Jay Hebert, who fired a final-round 70 despite a double-bogey 6 on the

Site: Firestone Country Club, Akron, Ohio
Date: July 21-24
Purse: \$63,130
Par: 35-35-70 (7,165 yards)
Field: 183 **Cut:** at 151, 93 players advanced



10th hole, who was standing at the end with a one-stroke victory over Jim Ferrier.

Championship Summary

Place	Player	Score	Winnings
1	Jay Hebert	72-67-72-70-281	\$11,000.00
2	Jim Ferrier	71-74-66-71-282	\$5,500.00
3T	Doug Sanders	70-71-69-73-283	\$3,350.00
3T	Sam Snead	68-73-70-72-283	\$3,350.00
5	Don January	70-70-72-72-284	\$2,800.00
6	Wes Ellis	72-72-72-69-285	\$2,500.00
7T	Doug Ford	75-70-69-72-286	\$2,125.00
7T	Arnold Palmer	67-74-75-70-286	\$2,125.00
9	Ken Venturi	70-72-73-72-287	\$1,900.00
10T	Dave Marr	75-71-69-73-288	\$1,750.00
10T	Fred Hawkins	73-69-72-74-288	\$1,750.00
12T	Bill Collins	71-75-71-73-290	\$1,500.00
12T	Ted Kroll	73-71-72-74-290	\$1,500.00
12T	Mike Souchak	73-73-70-74-290	\$1,500.00
15T	Pete Cooper	73-74-70-74-291	\$1,250.00
15T	Dow Finsterwald	73-73-69-76-291	\$1,250.00
15T	Johnny Pott	75-72-72-72-291	\$1,250.00
18T	Gene Littler	74-70-75-73-292	\$1,050.00
18T	Tom Nieporte	72-74-74-72-292	\$1,050.00
18T	Paul Harney	69-78-73-72-292	\$1,050.00
22T	Lionel Hebert	75-72-70-75-292	\$1,050.00
22T	Dave Ragan	75-75-68-75-293	\$875.00
22T	Mason Rudolph	72-71-76-74-293	\$875.00
24T	Ernie Vossler	71-77-74-72-294	\$660.00
24T	Billy Maxwell	74-77-72-71-294	\$660.00
24T	Julius Boros	76-73-72-73-294	\$660.00
24T	Walter Burkemo	72-77-73-72-294	\$660.00
24T	Billy Casper	73-75-75-71-294	\$660.00
29T	Jack Burke, Jr.	73-72-78-72-295	\$450.00
29T	Cary Middlecoff	73-74-73-75-295	\$450.00
29T	Bo Wininger	73-77-71-74-295	\$450.00
32T	Shelley Mayfield	73-73-75-75-296	\$247.14
32T	Henry Picard	77-73-73-73-296	\$247.14
32T	Jim Turnesa	76-73-72-75-296	\$247.14
32T	Jerry Barber	76-72-73-75-296	\$247.14
32T	Bob Harris	71-76-77-72-296	\$247.15
32T	Chick Harbert	78-72-71-75-296	\$247.14
32T	Bob Goalby	72-79-72-73-296	\$247.15
39T	Don Fairfield	70-75-74-78-297	\$200.00
39T	Jimmy Clark	74-71-78-74-297	\$200.00
39T	Al Besselink	71-74-73-79-297	\$200.00
39T	Bud Holscher	77-73-74-73-297	\$200.00
39T	Art Wall	75-74-72-76-297	\$200.00
39T	Tony Holguin	76-72-72-77-297	\$200.00
39T	Dick Lundahl	76-73-75-73-297	\$200.00
46T	Milon Marusic	74-77-73-74-298	\$200.00
46T	Bill Bisdorf	72-74-74-78-298	\$200.00
46T	Dick Knight	74-75-73-76-298	\$200.00
49T	Fred Wampler	73-72-79-75-299	\$200.00
49T	Frank Stranahan	75-75-74-75-299	\$200.00
51T	Bud Sullivan	75-73-73-79-300	\$200.00
51T	Dick Stranahan	76-72-74-78-300	\$200.00
51T	George Bayer	71-73-76-80-300	\$200.00
51T	Joe Greer	76-73-72-79-300	\$200.00
55T	Frank Harned	75-74-74-78-301	\$200.00
55T	Herb Marcussen	77-72-74-78-301	\$200.00
57T	Tommy Bolt	72-72-78-81-303	\$200.00
57T	Dick Shoemaker	74-76-74-79-303	\$200.00
59	John O'Donnell	71-71-82-81-305	\$200.00
60	Sonny Rouse	74-75-75-82-306	\$200.00
CUT	George Schneider	76-74-75-225	\$0.00

Place	Player	Score	Winnings
CUT	Ben Hogan	74-73-78-225	\$0.00
CUT	Brien Charter	72-74-79-225	\$0.00
CUT	Bill Johnston	73-72-80-225	\$0.00
CUT	Jack Fleck	76-72-78-226	\$0.00
CUT	Mike Dietz	72-78-76-226	\$0.00
CUT	Henry Castillo	76-75-75-226	\$0.00
CUT	Bob Rosburg	74-75-77-226	\$0.00
CUT	Ed Griffiths	71-74-81-226	\$0.00
CUT	Bill Ogden	72-77-78-227	\$0.00
CUT	Joe Moore, Jr.	74-74-79-227	\$0.00
CUT	Tommy Jacobs	72-77-78-227	\$0.00
CUT	Mike Krak	74-72-81-227	\$0.00
CUT	Manuel De La Torre	73-77-77-227	\$0.00
CUT	Bob Gajda	77-74-76-227	\$0.00
CUT	Jim Ferree	71-75-81-227	\$0.00
CUT	Bob Fry	76-74-77-227	\$0.00
CUT	Don Whit	71-76-80-227	\$0.00
CUT	John Zontek	77-74-76-227	\$0.00
CUT	Bert Weaver	77-74-77-228	\$0.00
CUT	Ross Collins	75-76-77-228	\$0.00
CUT	Bob Crowley	72-79-77-228	\$0.00
CUT	John H. Cook	74-74-80-228	\$0.00
CUT	Avery Beck	78-73-77-228	\$0.00
CUT	Mac Hunter	82-77-79-228	\$0.00
CUT	Bob Keller	76-74-79-229	\$0.00
CUT	Fred Boros	72-77-80-229	\$0.00
CUT	Willie Beljan	75-75-80-230	\$0.00
CUT	Tom Strafaci	76-75-80-231	\$0.00
CUT	Gene Coghill	78-73-80-231	\$0.00
CUT	Jimmy Johnson	75-74-82-231	\$0.00
CUT	Paul Thomas	79-72-80-231	\$0.00
CUT	Ernie Ball	76-75-81-232	\$0.00
CUT	Fred Haas	69-77-146	\$0.00
CUT	Les Kennedy	78-73-151	\$0.00
CUT	Herman Scharlau	75-77-152	\$0.00
CUT	Jim Shelton	74-78-152	\$0.00
CUT	Charles Lepre	76-76-152	\$0.00
CUT	Jackson Bradley	81-71-152	\$0.00
CUT	Gil Cavanaugh	76-76-152	\$0.00
CUT	Clare Emery	78-74-152	\$0.00
CUT	Joe Kirkwood	73-79-152	\$0.00
CUT	Chandler Harper	76-76-152	\$0.00
CUT	Sam Penecale	74-78-152	\$0.00
CUT	Jim Stamps	76-77-153	\$0.00
CUT	Harry Dee	77-76-153	\$0.00
CUT	Stan Dudas	77-76-153	\$0.00
CUT	John Barnum	77-76-153	\$0.00
CUT	Kermit Hager	81-72-153	\$0.00
CUT	Jimmy Hines	79-74-153	\$0.00
CUT	Gus Salerno	75-78-153	\$0.00
CUT	Phil Torza	82-72-154	\$0.00
CUT	Lou Warobick	79-85-164	\$0.00
CUT	Ed Burck	73-81-154	\$0.00
CUT	Bill Eggers	78-76-154	\$0.00
CUT	Bill Ezinicki	76-78-154	\$0.00
CUT	Buster Cupit	76-78-154	\$0.00
CUT	Don Klein	76-78-154	\$0.00
CUT	Joe Campbell	80-74-154	\$0.00
CUT	George Fazio	78-76-154	\$0.00
CUT	Victor Ghezzi	76-79-155	\$0.00
CUT	Bob Frainey	79-76-155	\$0.00

Place	Player	Score	Winnings
CUT	Walter Romans	80-75-155	\$0.00
CUT	Frank Beley	75-80-155	\$0.00
CUT	Alex Redl	74-81-155	\$0.00
CUT	Bud Williamson	79-76-155	\$0.00
CUT	Jim Milward	77-78-155	\$0.00
CUT	Gordon Leishman	78-78-156	\$0.00
CUT	Mike Parco	81-75-156	\$0.00
CUT	Clyde Usina, Jr.	81-75-156	\$0.00
CUT	Elroy Marti, Sr.	77-79-156	\$0.00
CUT	John Langford	81-75-156	\$0.00
CUT	Fred Gronauer	78-78-156	\$0.00
CUT	Jackie Doss	79-77-156	\$0.00
CUT	Bob Kay	81-76-157	\$0.00
CUT	James Gunnup	77-80-157	\$0.00
CUT	Al Brosch	76-81-157	\$0.00
CUT	Babe Lichardus	78-79-157	\$0.00
CUT	Stan Staszowski	81-76-157	\$0.00
CUT	Babe Urzetta	81-76-157	\$0.00
CUT	Charles Wiperman	80-77-157	\$0.00
CUT	Horace Moore	78-79-157	\$0.00
CUT	Denny Shute	78-80-158	\$0.00
CUT	Chuck Alexander	78-80-158	\$0.00
CUT	Buddy Demling	77-81-158	\$0.00
CUT	Ray Goodell	82-76-158	\$0.00
CUT	John Dalrymple	79-79-158	\$0.00
CUT	Clarence Doser	75-84-159	\$0.00
CUT	Joe Brown	81-78-159	\$0.00
CUT	Carl Betjan	78-81-159	\$0.00
CUT	Paul Gross	77-82-159	\$0.00
CUT	Cos Tiso	78-81-159	\$0.00
CUT	Kenneth Yount	81-79-159	\$0.00
CUT	Len Warren	74-86-160	\$0.00
CUT	Emil Scodeller	78-82-160	\$0.00
CUT	Willie Palumbo	80-80-160	\$0.00
CUT	Robert Morris	78-82-160	\$0.00
CUT	Alex Sinclair	82-78-160	\$0.00
CUT	Ben Hodson, Jr.	84-76-160	\$0.00
CUT	Leonard Wagner	74-86-160	\$0.00
CUT	Dick Cline	78-83-161	\$0.00
CUT	Harold Paddock	83-78-161	\$0.00
CUT	Jay Weitzel	80-81-161	\$0.00
CUT	Bill Dill	83-79-162	\$0.00
CUT	Ken Wright	79-83-162	\$0.00
CUT	Bob Grant	82-80-162	\$0.00
CUT	Ivan Gintz	84-78-162	\$0.00
CUT	Bill Waryan	82-80-162	\$0.00
CUT	Augie Nordone	73-75-71-73-292	\$0.00
CUT	Bill Moran	75-88-163	\$0.00
CUT	Francisco Lopez	80-83-163	\$0.00
CUT	John Conley	82-81-163	\$0.00
CUT	Les Lesser	77-86-163	\$0.00
CUT	Ed Bucklin	79-85-164	\$0.00
49T	Henry Williams	74-73-74-293	\$200.00
49T	Don January	73-74-74-293	\$200.00
49T	Bo Wininger	77-73-71-73-294	\$200.00
49T	Bill Ogden	73-69-76-76-294	\$200.00
49T	Mac Main	75-70-73-76-294	\$200.00
53T	Frank Stranahan	74-72-70-79-295	\$200.00
53T	Bob Gajda	74-71-74-76-295	\$200.00
53T	Al Fennelli	70-77-73-75-295	\$200.00
56T	Bill Ezmicki	77-67-76-76-296	\$200.00
56T	George Fazio	74-76-69-77-296	\$200.00
58T	John Barnum	75-73-72-77-297	\$200.00

Championship Summary

Place	Player	Score	Winnings
1	Bob Rosburg	71-72-68-66-277	\$8,250.00
2T	Doug Sanders	72-66-68-72-278	\$3,562.50
2T	Jerry Barber	69-65-71-73-278	\$3,562.50
4	Dow Finsterwald	71-68-71-70-280	\$2,500.00
5T	Ken Venturi	70-72-70-69-281	\$2,000.00
5T	Mike Souchak	69-67-71-74-281	\$2,000.00
5T	Bob Goalby	72-69-72-68-281	\$2,000.00
8T	Cary Middlecoff	72-68-70-72-282	\$1,600.00
8T	Sam Snead	71-73-68-70-282	\$1,600.00
10	Gene Littler	69-70-72-73-284	\$1,450.00
11T	Ed Oliver	75-70-69-71-285	\$1,250.00
11T	Billy Maxwell	70-76-70-69-285	\$1,250.00
11T	Doug Ford	71-73-71-70-285	\$1,250.00
14T	Paul Harney	74-71-71-70-286	\$1,050.00
14T	Arnold Palmer	72-72-71-71-286	\$1,050.00
14T	Tommy Jacobs	73-71-68-74-286	\$1,050.00
17T	Babe Lichardus	71-73-72-71-287	\$775.00
17T	Buster Cupit	70-72-72-73-287	\$775.00
17T	Tommy Bolt	76-69-68-74-287	\$775.00
17T	Jack Burke, Jr.	70-77-72-72-287	\$775.00
17T	Walter Burkemo	69-72-73-73-287	\$775.00
17T	Billy Casper	69-71-73-74-287	\$775.00
17T	Pete Cooper	78-70-68-71-287	\$775.00
17T	Ernie Vossler	75-71-72-69-287	\$775.00
25T	Ted Kroll	72-74-71-71-288	\$510.00
25T	Jay Hebert	72-70-69-77-288	\$510.00
25T	Art Wall	70-72-73-73-288	\$510.00
28T	Fred Hawkins	72-69-72-76-289	\$390.00
28T	Chick Harbert	73-71-71-74-289	\$390.00
28T	Clare Emery	74-74-72-69-289	\$390.00
31T	Jackson Bradley	69-74-73-74-290	\$262.50
31T	Don Fairfield	70-73-75-72-290	\$262.50
31T	Lionel Hebert	71-69-75-75-290	\$262.50
31T	Eric Monti	74-72-71-73-290	\$262.50
35T	John McMullen	76-71-69-75-291	\$200.00
35T	Dave Ragan	74-69-74-74-291	\$200.00
35T	Dick Stranahan	74-70-72-75-291	\$200.00
38T	Jim Turnesa	73-72-74-73-292	\$200.00
38T	Don Whit	71-77-72-72-292	\$200.00
38T	Claude Harmon	73-73-72-74-292	\$200.00
38T	Jim Ferree	74-72-71-75-292	\$200.00
38T	Jim Ferrier	73-71-72-76-292	\$200.00
38T	Bob Crowley	73-75-71-73-292	\$200.00
44T	Julius Boros	72-74-73-74-293	\$200.00
44T	Wes Ellis	76-74-70-73-293	\$200.00
44T	Scudday Horner	74-71-76-72-293	\$200.00
44T	Denny Shute	75-73-70-75-293	\$200.00
44T	Henry Williams	74-73-74-72-293	\$200.00
49T	Don January	73-74-74-73-294	\$200.00
49T	Bo Wininger	77-73-71-73-294	\$200.00
49T	Bill Ogden	73-69-76-76-294	\$200.00
49T	Mac Main	75-70-73-76-294	\$200.00
53T	Frank Stranahan	74-72-70-79-295	\$200.00
53T	Bob Gajda	74-71-74-76-295	\$200.00

PGA CHAMPIONSHIP 1958

Champion: Dow Finsterwald

Llanerch Country Club was the site of the first four-day, 72-hole stroke-play contest in PGA Championship history, and the first Championship covered by television. CBS broadcast three holes and the winner's award ceremony. Dow Finsterwald, 28, and a Championship runner-up a year earlier in match play, opened with a 3-under-par 67.

Site: Llanerch Country Club, Havertown, Pennsylvania
Date: July 17-20
Purse: \$39,388
Par: 35-35-70 (6,710 yards)
Field: 161 **Cut:** at 154, 93 players advanced



54 holes with 207. Going into the final round, Finsterwald was two back and shot a 31 on the front nine on his way to posting a 67 for a two-stroke victory over Billy Casper.

After 36 holes, he shared the lead with Jay Hebert at 139. Sam Snead went ahead after

Championship Summary

Place	Player	Score	Winnings
1	Dow Finsterwald	67-72-70-67-276	\$5,500.00
2	Billy Casper	73-67-68-70-278	\$3,500.00
3	Sam Snead	73-67-67-73-280	\$2,400.00
4	Jack Burke, Jr.	70-72-69-70-281	\$2,000.00
5T	Julius Boros	72-68-73-72-285	\$1,600.00
5T	Tommy Bolt	72-70-73-70-285	\$1,600.00
5T	Jay Hebert	68-71-73-73-285	\$1,600.00
8T	Mike Souchak	75-69-69-74-287	\$1,300.00
8T	Ed Oliver	74-73-71-69-287	\$1,300.00
8T	Buster Cupit	71-74-69-73-287	\$1,300.00
11T	Doug Ford	72-70-70-76-288	\$1,016.66
11T	Bob Rosburg	71-73-76-68-288	\$1,016.67
11T	Art Wall	71-78-67-72-288	\$1,016.67
14T	Dick Mayer	69-76-69-76-290	\$875.00
14T	Fred Hawkins	72-75-70-73-290	\$875.00
16T	Walter Burkemo	76-73-66-76-291	\$740.00
16T	John Barnum	75-69-74-73-291	\$740.00
16T	Lionel Hebert	69-73-74-75-291	\$740.00
16T	Bo Winingar	76-73-69-73-291	\$740.00
20T	Ken Venturi	72-73-74-73-292	\$566.00
20T	Cary Middlecoff	71-73-76-72-292	\$566.00
20T	Eric Monti	73-71-73-75-292	\$566.00
20T	Ted Kroil	69-74-75-74-292	\$566.00
20T	Bob Toski	79-70-71-72-292	\$566.00
25T	Billy Maxwell	75-69-74-75-293	\$425.00
25T	Pete Cooper	74-77-73-69-293	\$425.00
25T	Bob Gajda	75-70-75-73-293	\$425.00
25T	George Fazio	72-74-73-74-293	\$425.00
29T	Dick Shoemaker	79-72-73-70-294	\$335.00
29T	Don Whitt	71-72-73-78-294	\$335.00
31T	Frank Stranahan	76-76-74-69-295	\$275.00
31T	Mike Fetchick	74-76-71-74-295	\$275.00
33T	Ernie Ball	79-72-72-73-296	\$220.00
33T	Tom Talkington	75-73-73-75-296	\$220.00
35T	Phil Torza	69-72-75-81-297	\$162.00
35T	Herman Barron	75-71-75-76-297	\$162.00
35T	Mike Dietz	77-70-74-76-297	\$162.00
35T	Dick Cline	75-72-77-73-297	\$162.00
35T	Bill Collins	71-70-77-79-297	\$162.00
40T	Henry Castillo	75-76-75-72-298	\$110.00
40T	Bill Ezinicki	76-70-80-72-298	\$110.00
40T	Skee Riegel	76-77-74-71-298	\$110.00
40T	Arnold Palmer	76-71-77-74-298	\$110.00
44T	Dave Marr	72-79-74-74-299	\$100.00
44T	Bill Johnston	75-72-77-75-299	\$100.00
44T	Bob Crowley	70-76-73-80-299	\$100.00
44T	Ed Burke	75-75-77-72-299	\$100.00
48T	Ed Furgol	78-76-72-74-300	\$100.00
49T	Jackson Bradley	77-77-73-74-301	\$100.00
49T	Jack Isaacs	74-75-78-74-301	\$100.00
49T	Chuck Klein	78-75-74-74-301	\$100.00
49T	Henry Williams	75-74-77-75-301	\$100.00
53T	Thorne Wood	77-75-70-80-302	\$100.00
53T	Mike Krak	74-78-74-76-302	\$100.00
53T	Toby Lyons	75-73-74-80-302	\$100.00

Place	Player	Score	Winnings
56T	Brien Charter	72-75-80-76-303	\$100.00
56T	Victor Ghezzi	75-74-76-78-303	\$100.00
56T	Claude Harmon	77-75-76-75-303	\$100.00
59T	Jim Gantz	76-76-75-79-306	\$100.00
59T	Al Brosch	75-79-74-78-306	\$100.00
59T	Gus Salerno	79-75-74-78-306	\$100.00
62	Larry Bartosek	75-79-74-79-307	\$100.00
63	Ewing Pomeroy	80-74-74-82-310	\$100.00
64	George Griffin, Jr.	74-76-78-83-311	\$100.00
CUT	Chick Harbert	75-76-78-229	\$0.00
CUT	Max Evans	75-73-81-229	\$0.00
CUT	Ernest Catropa	72-81-76-229	\$0.00
CUT	Johnny Palmer	73-80-76-229	\$0.00
CUT	Bill Ogden	76-77-76-229	\$0.00
CUT	Denny Shute	77-72-80-229	\$0.00
CUT	Charles Lepre	78-74-77-229	\$0.00
CUT	Jimmy Johnson	78-74-77-229	\$0.00
CUT	Jack Higgins	76-78-75-229	\$0.00
CUT	Dick Demane	74-79-76-229	\$0.00
CUT	Eddie Joseph	77-73-80-230	\$0.00
CUT	Charles Harter	75-77-78-230	\$0.00
CUT	Tom Case	74-78-78-230	\$0.00
CUT	Leo Biagetti	71-79-80-230	\$0.00
CUT	Art Harris	75-76-80-231	\$0.00
CUT	Sam Drake	73-80-78-231	\$0.00
CUT	Bill Kaiser	75-77-79-231	\$0.00
CUT	Milton Marusic	80-73-78-231	\$0.00
CUT	Frank Kiraly	75-74-83-232	\$0.00
CUT	Bob Grant	75-77-80-232	\$0.00
CUT	Joe Dodich	78-76-78-232	\$0.00
CUT	Oscar Willoweit	78-75-79-232	\$0.00
CUT	Phil Friel	79-74-80-233	\$0.00
CUT	Bill Heinlein	75-77-81-233	\$0.00
CUT	Tod Menefee	77-75-81-233	\$0.00
CUT	Monte Norcross	78-74-82-234	\$0.00
CUT	Ray Goodell	74-79-81-234	\$0.00
CUT	Clyde Usina, Jr.	75-79-80-234	\$0.00
CUT	Billy Capps	76-76-84-236	\$0.00
CUT	George Buzzini	78-77-155	\$0.00
CUT	Charles Bassler	78-77-155	\$0.00
CUT	Jack Bell	79-76-155	\$0.00
CUT	Francis Brown	77-78-155	\$0.00
CUT	Otto Greiner	79-76-155	\$0.00
CUT	Bob Hayes	81-74-155	\$0.00
CUT	Clare Emery	76-79-155	\$0.00
CUT	Harry McCarthy	79-76-155	\$0.00
CUT	Bob Reith	79-76-155	\$0.00
CUT	Charles Sheppard	77-78-155	\$0.00
CUT	T. R. Sleichter	78-77-155	\$0.00
CUT	Bud Williamson	78-77-155	\$0.00
CUT	Jim Rudolph	76-80-156	\$0.00
CUT	Jimmy Thompson	76-80-156	\$0.00
CUT	Jim Turnesa	78-78-156	\$0.00
CUT	Guy Paulsen	79-77-156	\$0.00
CUT	Don Palmer	81-75-156	\$0.00

Place	Player	Score	Winnings
CUT	Gene Sarazen	78-78-156	\$0.00
CUT	Scudday Horner	81-75-156	\$0.00
CUT	Paul Kern	79-77-156	\$0.00
CUT	Chandler Harper	78-78-156	\$0.00
CUT	Al Besselink	78-78-156	\$0.00
CUT	Lou Barbaro	79-77-156	\$0.00
CUT	Bob Bodington	74-83-157	\$0.00
CUT	Dave Douglas	84-73-157	\$0.00
CUT	Paul McGuire	80-77-157	\$0.00
CUT	John Serafin	78-79-157	\$0.00
CUT	Bob Stuppel	81-76-157	\$0.00
CUT	Chesney F. Munson	80-77-157	\$0.00
CUT	Vince Leskosky	82-75-157	\$0.00
CUT	Charles Wipperman	78-80-158	\$0.00
CUT	Joe Connor	77-81-158	\$0.00
CUT	Bill Eggers	78-80-158	\$0.00
CUT	Furman Hayes	80-79-159	\$0.00
CUT	Andy Gibson	81-78-159	\$0.00
CUT	Jim Browning	79-80-159	\$0.00
CUT	George Keyes	76-83-159	\$0.00
CUT	Joe Diego	82-77-159	\$0.00
CUT	Augie Nordone	83-77-160	\$0.00
CUT	Robert Marshall	79-81-160	\$0.00
CUT	Bud Sullivan	80-80-160	\$0.00
CUT	Al Smith	82-78-160	\$0.00
CUT	Walter Romans	77-83-160	\$0.00
CUT	Alex Sinclair	85-76-161	\$0.00
CUT	Bob Kay	81-80-161	\$0.00
CUT	Ray Bennett	78-83-161	\$0.00
CUT	John H. Cook	80-81-161	\$0.00
CUT	Charles Dupree	79-84-163	\$0.00
CUT	Frank Whibley	86-77-163	\$0.00
CUT	Paul Biggy	83-81-164	\$0.00
CUT	James Farina	83-82-165	\$0.00
CUT	Gene Hamm	82-84-166	\$0.00
CUT	Ralph Bond	85-81-166	\$0.00
CUT	Augie Nordone	83-83-166	\$0.00
CUT	Earl Martin	87-79-166	\$0.00
CUT	Bob Moore	87-79-166	\$0.00
CUT	Arthur Stuhler	80-87-167	\$0.00
CUT	Woodrow Tucker	87-80-167	\$0.00
CUT	Len Kennett	86-82-168	\$0.00
CUT	N. Epperson	83-85-168	\$0.00
CUT	Les Moe	87-83-170	\$0.00
CUT	Carl Jans	87-84-171	\$0.00
D/Q	Jimmy Demaret	69	\$0.00
W/D	Marty Furgol	74	\$0.00
W/D	Jack Fleck	74	\$0.00
W/D	Elroy Marti, Sr.	80	\$0.00
W/D	Ken Wright	80	\$0.00
W/D	Wally Ulrich	82	\$0.00
W/D	James Clifton Haynes	83	\$0.00
W/D	Clark Morrow	83	\$0.00

PGA CHAMPIONSHIP 1957

Champion: Lionel Hebert

Lionel Hebert won the final PGA Championship conducted at match play, defeating Dow Finsterwald, 3 and 1, at Miami Valley Golf Club in Dayton, Ohio. It was the second consecutive Championship contested with a 128-player field. In the finals, neither Hebert nor Finsterwald enjoyed larger than a 1-up advantage. Hebert's momentum turned at


Site: Miami Valley Golf Club, Dayton, Ohio
Date: July 17-21 **Purse:** \$42,100
Par: 36-35-71 **Field:** 128



the 32nd hole when he made a 15-foot birdie putt to go 1-up. They matched birdies the next two holes before the 34th, where Finsterwald hit into a creek

in front of the green and failed to make par, boosting Hebert's lead to 2-up. With a routine par at the 35th hole, Hebert closed out the match, earning the \$8,000 check. Defending Champion Jack Burke Jr. was ousted by Milton Marusic, 2 and 1, in the morning 18 holes the second day.

Championship Summary



PGA CHAMPIONSHIP 1956

Champion: Jack Burke Jr.

Jack Burke Jr. overcame a two-hole deficit in the morning round at Blue Hill Golf & Country Club in Canton, Massachusetts, to defeat Ted Kroll, 3 and 2, in the first PGA Championship featuring a 128-player match-play field. Burke's rally in the afternoon half of the 36-hole final came after falling 3-down on the 19th hole. But he rallied by winning five of the

Site: Blue Hill Golf & Country Club, Canton, Massachusetts
Date: July 20-24 **Purse:** \$40,000
Par: 36-35-71 **Field:** 128




second major championship of the year, having captured the Masters that April. Kroll, who was awarded the Purple Heart during service in World War II, suffered his second disappointment in a major this year: He'd been in contention on the closing holes of the 1956 U.S. Open, only to see Cary Middlecoff take the title.

next seven holes and posted a 32. With a 2-up lead going into the final nine, Burke claimed victory on the 34th hole when Kroll bogeyed. It was Burke's

been in contention on the closing holes of the 1956 U.S. Open, only to see Cary Middlecoff take the title.

Championship Summary



PGA CHAMPIONSHIP 1955

Champion: Doug Ford

Doug Ford scored a 4 and 3 victory over Cary Middlecoff in a match that was tightly contested through the first 27 holes at Meadowbrook Country Club in Northville, Mich. Despite a morning 66 by Ford, Middlecoff battled to a 1-up lead with a 67. Ford rallied in the afternoon, squaring the match for the fourth time on the 26th hole with a birdie. He then birdied the 29th, 30th and 32nd holes to take a 3-up advantage and closed the match with a

Site: Meadowbrook Country Club, Northville, Michigan
Date: July 20-26 **Purse:** \$20,700
Par: 35-36-71 **Field:** 64



par-4 at the 33rd hole. It was a storybook week for Ford, competing in his first PGA Championship and becoming the first player to win in his debut since Tom Creavy in 1931. He was also the fourth player in PGA Championship match-play history to win

the Championship after winning medalist honors. Other players to achieve that feat were Walter Hagen (1926), Olin Dutra (1932) and Byron Nelson (1945). Ford also became the last to achieve medalist-to-champion distinction, as The PGA of America eliminated the 36-hole qualifier in 1956, doubling the field to 128 participants, who went straight into match play.

Championship Summary



PGA CHAMPIONSHIP 1954

Champion: Chick Harbert

Chick Harbert, who was runner-up in 1947 and 1952, avenged those disappointments by defeating defending Champion Walter Burkemo, 4 and 3, at Keller Golf Club in St. Paul, Minn. Burkemo began the match

strong, winning three of the first four holes in his bid to become the first repeat PGA Champion since Denny Shute in 1936-37. However, Harbert played the next 29 holes in 8-under par, surrendering only

Site: Keller Golf Club, St. Paul, Minnesota
Date: July 21-27 **Purse:** \$20,700
Par: 36-35-71 **Field:** 64



could not make a series of critical putts. To reach the final, Harbert dropped a 15-foot birdie putt on the 18th green in his semi-final against Tommy Bolt for a 1-up decision. The Championship's early-round matches included a first-round 5-and-4 morning victory by Bob Toski over past Champion Jim Turnesa.

one hole to Burkemo. Harbert took control of the contest with wedge shots landing within inches at the 19th and 20th holes to build a 3-up lead. Burkemo had opportunities to trim the lead, but

included a first-round 5-and-4 morning victory by Bob Toski over past Champion Jim Turnesa.

PGA CHAMPIONSHIP 1953

Champion: Walter Burkemo

More than 100,000 people turned out at Birmingham (Michigan) Country Club to watch local hero Walter Burkemo win his lone major championship with a 2-and-1 decision over Felice Torza. In the morning

round, Burkemo went out in 1-over-par 72 but still held a 1-up lead. He started the afternoon strong with two birdies and a par to increase his lead to 2-up. Torza trimmed the deficit to one hole after the 29th when Burkemo bogeyed, but gave it back

Site: Birmingham Country Club, Birmingham, Michigan
Date: July 1-7 **Purse:** \$20,700
Par: 36-35-71 **Field:** 64



at the 31st hole. Burkemo made bogeys at the 32nd and 34th to allow Torza to get within two holes, but closed the match with a par at the 35th hole. Golf World nicknamed the first day of play "Black Friday" with the upset defeats of Gene Sarazen to Torza, 2

and 1; Jack Fleck to Wally Ulrich, 3 and 2; Vic Ghezzi by Jimmy Clark, 2 and 1; Ed Oliver falling in overtime to Henry Williams, 1-up, 20 holes; Jack Isaacs downing Chandler Harper, 4 and 3; Lew Worsham losing to

Dave Douglas, 1-up, on the 20th hole; Pete Cooper beating 1952 runner-up Chick Harbert, 3 and 2; Broyles Plemmons going to the 22nd hole to beat George Fazio, 1-up; and medalist Johnny Palmer being beaten by Jack Grout, 2 and 1.

Championship Summary



Championship Summary



PGA CHAMPIONSHIP 1952

Champion: Jim Turnesa

Jim Turnesa finally settled a 26-year-old family major championship jinx by beating Chick Harbert on the final green at Big Spring Country Club in Louisville for a 1-up victory. Turnesa was one of seven golfing brothers. His younger brother Willie, the only one to remain an amateur, gained attention by winning the U.S. and British Amateurs. But for the other brothers, all professionals, the only tournament success was as runners-up. In 1926, Joe Turnesa was runner-up to Bobby Jones in the U.S. Open, and in 1927 lost in

Site: Big Spring Country Club, Louisville, Kentucky
Date: July 18-25 **Purse:** \$17,700
Par: 36-36-72 **Field:** 64



the finals of the PGA Championship to Walter Hagen. Jim Turnesa lost the 1942 PGA Championship to Sam Snead in the finals, and brother Mike lost the 1940 PGA Championship to Ben Hogan. In 1948 and 1949, Jim finished third in the U.S. Open. Jim won the 34th PGA Championship in dramatic fashion,

trailing Harbert 3-down when the morning round ended. He shot a 34 on the front side of the afternoon round, then picked up two holes and squared the match for the first time since the seventh hole with a birdie at the 32nd hole. The contest remained square until the final hole, where Harbert hooked his drive under an evergreen tree and made bogey while Turnesa parred the hole for the victory.

PGA CHAMPIONSHIP 1951

Champion: Sam Snead

Sam Snead put on a brilliant exhibition at rugged Oakmont Country Club, capturing his third and final PGA Championship with a 7-and-6 domination of Walter Burkemo. Snead won five of the first six holes, starting with an eagle, two birdies and three pars. Though Burkemo trailed by only three holes at the lunch break, it was too large a deficit to overcome as Snead started fast again in the afternoon with birdies on the 19th and 22nd holes, building a 5-hole advantage. The match came to an end at the 30th hole. Snead's secret was his play on the front side, where he was

Site: Oakmont Country Club, Oakmont, Pennsylvania
Date: July 27-Aug. 3 **Purse:** \$17,700
Par: 37-35-72 **Field:** 64



24-under par. In total, he played the 202 holes of the Championship in 21-under par. Snead's march to the final featured narrow victories over Fred Haas (a birdie on the 18th hole for a 1-up decision), and a 21-hole duel to get past Marty Furgol, who lodged a protest that Snead had cleaned his ball on the 14th green without replacing it with a mark. The match

continued through the 18th all square before officials ruled that Snead had not broken any rules and had, in fact, blown at his ball to dislodge an insect. Snead waited 30 minutes on the tee with Furgol in the clubhouse with the committee. The protest was withdrawn and Snead birdied the 21st hole to win the match. Snead's championship victory also marked the end of an era in which nine of the 18 PGA Champions won the Championship more than once: Over the next 19 years, until Jack Nicklaus broke the streak in 1971, 19 different winners would be crowned PGA Champion.

Championship Summary



Championship Summary



PGA CHAMPIONSHIP 1950

Champion: Chandler Harper

Chandler Harper of Portsmouth, Va., defeated Henry Williams Jr., 4 and 3, to win the 32nd PGA Championship at Scioto Country Club in Columbus, Ohio. Despite shooting a 75 in the morning round, Harper was 3-up as Williams shot a 79. Going into the final nine, Williams was still 3-down, and a bogey at the 30th hole all but sealed the contest. Harper won the match on the 33rd hole to become the second Virginian in a row to win the PGA Championship. In the semifinals, Williams Jr. beat Henry Picard, 1-up, on the 38th hole in one of the greatest comebacks

Site: Scioto Country Club, Columbus, Ohio
Date: July 21-27 **Purse:** \$17,700
Par: 36-36-72 **Field:** 64



captured the 34th with another 20-footer for birdie. When Picard bogeyed the 35th hole, the match was square. Both players made birdies at the final hole to send the match into overtime. Both made pars at the 37th hole, with Williams having to make a five-footer. At the next hole, Picard three-putted for a bogey, missing one from 20 inches to give the match to Williams. In the other match, Harper surprised all by upsetting Jimmy Demaret, 2 and 1.

in the history of the PGA Championship. Williams found himself 6-down with just eight holes left in the match but won the 29th hole when Picard made a bogey and took the 30th with a birdie. Williams halved the 31st after missing a five-footer for birdie, but made a 20-footer for birdie at the 32nd to be only 3-down. He won the 33rd with a par and then

PGA CHAMPIONSHIP 1949

Champion: Sam Snead

Native Virginian Sam Snead won his second PGA Championship, defeating Johnny Palmer, 3 and 2, and delighting a partisan gallery at Hermitage Country Club in Richmond. Snead was 2-down after the front side, but he regained the two holes on the back side to finish the round square. Despite losing the 27th hole with a bogey, Snead went to the final nine 2-up. Palmer's chance for a comeback got slimmer when both birdied the 28th hole. Snead then birdied the 31st hole and the match ended three holes later,

Site: Hermitage Country Club, Richmond, Virginia
Date: May 25-31 **Purse:** \$17,700
Par: 36-35-71 **Field:** 64



with Snead claiming a winner's check for \$3,500. In the semifinals, Palmer had an easier day, routing Lloyd Mangrum, 6 and 5. In the match of the day, Snead beat Jim Ferrier, 3 and 2. Ferrier gained the advantage with a morning-round 67 to lead 2-up, but Snead started a rally when he holed his second

shot from 30 yards for an eagle 2 at the 21st hole. He won three of the next six holes to finish the nine at 1-up. Ferrier squared the match with a birdie at the 28th hole, but gave it back with a bogey on the next hole. Snead closed out the match with birdies at the 31st and 33rd holes. After the first day of play, only two of the five former PGA Champions remained: Snead and Ferrier.

Championship Summary



Championship Summary





PGA CHAMPIONSHIP 1948

Champion: Ben Hogan

Ben Hogan, bidding to win the U.S. Open and the PGA Championship in the same year, used his irons with deadly accuracy in his 7-and-6 victory over Mike Turnesa at Norwood Hills Country Club in St. Louis.

Hogan's march to his second PGA Championship included posting a morning-round 66 to go 4-up. Despite a short rally from Turnesa in the afternoon, Hogan won the 28th, 29th and 30th holes to close

Site: Norwood Hills Country Club, St. Louis, Missouri
Date: May 19-25 Purse: \$17,700
Par: 35-36-71 Field: 64



and Hogan beating Jimmy Demaret, 2 and 1, in a match where both players were 10-under par. The match was even at the 33rd hole, but Demaret took three putts and then lost the next hole when Hogan made an 18-footer for

birdie. Both made pars at the next two holes, which ended the match. In the opening round, former PGA Champion Bob Hamilton was on the losing end of a 20-hole match as Zell Eaton won, 1-up.

out the match. For the week, Hogan was 35 under par for the 213 holes he played. In the semifinals, both matches were close, with Turnesa coming from behind to beat Claude Harmon in overtime, 1-up,

PGA CHAMPIONSHIP 1947

Champion: Jim Ferrier

For the first time since 1937, a final match didn't include Ben Hogan, Byron Nelson or Sam Snead; instead, Australian native Jim Ferrier defeated Chick Harbert, 2 and 1.

Ferrier's putting was key, as he took only 52 putts over the course of the 35-hole match and finished 6-under par. For the Championship, Ferrier was 27 under par for the 243 holes he played. The Championship match was square after the morning round, but Ferrier fired a front-nine 32 and went to the final nine 3-up. Even though Harbert got one

Site: Plum Hollow Country Club, Detroit, Michigan
Date: June 18-24 Purse: \$17,700
Par: 36-36-72 Field: 64



back with a birdie at the 30th hole, Ferrier's birdie at the next hole put him back at 3-up. Ferrier bogeyed the 34th hole to give one back, but when Harbert was unable to make his birdie at the 34th hole, the match came to an end. The two semifinal matches turned into big routs as Ferrier beat Art Bell, 10 and 9, and

Harbert defeated Vic Ghezzi, 6 and 5. In the quarterfinals, the Championship favorite, Lew Worsham, was defeated by former Champion Ghezzi, 3 and 2. Another surprise saw Jim Ferrier beat Lloyd Mangrum, 4 and

3, in a match which Ferrier controlled from the second hole. On the first day of play, Defending PGA Champion Hogan was ousted by Toney Penna, 3 and 1. In another upset, 45-year-old Gene Sarazen got by former Champion Johnny Revolta, 1-up, and then eliminated Snead, 2 and 1.

Championship Summary



Championship Summary



PGA CHAMPIONSHIP 1946

Champion: Ben Hogan

Ben Hogan claimed the first of his two PGA Championships as he defeated Ed Oliver, 6 and 4, at Portland (Oregon) Golf Club. In the morning round, Hogan had troubles with his putting and found himself 3-down, but with a 30 on the front nine of the afternoon round he took control of the match, going into the final nine 2-up. Hogan won four of the final five holes, making birdies on three of them, concluding the match on the 32nd hole with a birdie 3. For the day, Hogan

Site: Portland Golf Club, Portland, Oregon
Date: Aug. 19-25 **Purse:** \$17,700
Par: 35-37-72 **Field:** 64



McSpaden, 6 and 5. The match ended at the 31st hole when McSpaden put his tee shot into the woods after Oliver hit his second shot close; McSpaden conceded the match. In the quarterfinals, Defending Champion

Byron Nelson was eliminated with a bogey at the final hole as Oliver nipped him, 1 up. This was the last match that Nelson would ever play in the PGA Championship: His record would stand at 37 wins in 45 matches.

was 7 under par, playing the afternoon 14 holes in 8 under par. In the semifinals, Hogan defeated Jimmy Demaret, 10 and 8, the second biggest margin of victory in PGA Championship history. The other match saw Oliver shoot 9 under par to defeat Harold

Championship Summary



PGA CHAMPIONSHIP 1945

Champion: Byron Nelson

Byron Nelson, making his fifth appearance in the finals, defeated Sam Byrd, who was making just his third PGA Championship appearance, 4 and 3. After the morning 18 at Moraine Country Club, Byrd finished the round with four straight birdies and a 2-up lead. Nelson rallied to win the 22nd, 25th and 26th holes and square the match. He went in front with a birdie at the 29th hole, which turned out to be the first of four straight holes that he won, sealing the victory. Nelson was 2-under for the day and a total of 37 under par for the 204 holes he played in the Championship. Byrd played well in the finals, but over the 197 holes he played in the Championship


Site: Moraine Country Club, Dayton, Ohio
Date: July 9-15 **Purse:** \$14,700
Field: 32



he was only 14 under par. The semifinals turned into routs, as Byrd defeated Clarence Doser, 7 and 6, while Nelson easily beat Claude Harmon, 5 and 4. In second-round play, Byrd, a former New York Yankee outfielder, stunned former PGA Champion Johnny Revolta, 2 and 1. In the second round, Nelson had a tough time beating Mike Turnesa, 1 up, in a match that saw Nelson 2-down with just four holes left. Nelson responded to the challenge

by making birdies at the 33rd and 34th holes to square the match. He made eagle at the next hole and halved the final hole. It was a heartbreaking loss for Turnesa, who was 7 under par, but Nelson was 10 under par with rounds of 68 and 66. In the quarterfinals, Nelson defeated past Champion Denny Shute, 3 and 2. The victory put Nelson in the semifinals for the sixth time in a row. The night after Nelson's semifinal victory, he told his wife, Louise, that the pressure of the year was starting to get to him. He was in the midst of his streak of 11 straight wins and had already won seven in a row. Louise revealed years later that Nelson was disappointed that nobody had beaten him.

Championship Summary



PGA CHAMPIONSHIP 1944

Champion: Bob Hamilton

Bob Hamilton, a long shot, upset the 1940 PGA Champion, Byron Nelson, 1 up, in the finals at Manito Golf and Country Club. After the morning round, the match was even as both players shot 70. In the afternoon round, Hamilton won the 19th hole with a birdie 3. Nelson would never get the lead again. Hamilton got to 2-up when Nelson bogeyed the 29th hole, but Nelson birdied the next hole. Another birdie by Nelson at the 33rd hole squared the match, but Hamilton came back to win the next with a birdie. They halved the 35th hole with pars. At the final

Site: Manito Golf & Country Club, Spokane, Washington
Date: Aug. 14-20 **Purse:** \$14,500
Field: 32



Charles Congdon, 8 and 7. Nelson shot a 67 in the morning round and led 7-up after 18 holes. In the other match, Hamilton beat George Schneider, 1-up. In the quarterfinals, the match of the day had Hamilton upsetting the leading money-winner, Harold McSpaden, 2 and 1. In a remarkable day of golf, Hamilton played more shots from the woods than on the fairways and played the 35 holes in 5 under par.

hole, a driveable 300 yards, Nelson's tee shot landed in heavy grass short of the green while Hamilton was just short of the green. Nelson pitched to within 10 feet of the hole, while Hamilton almost chipped in, his ball stopping 20 inches away. Nelson did force Hamilton to earn the Championship by making his birdie put. In the semifinals, Nelson rolled past

the leading money-winner, Harold McSpaden, 2 and 1. In a remarkable day of golf, Hamilton played more shots from the woods than on the fairways and played the 35 holes in 5 under par.

Championship Summary



PGA CHAMPIONSHIP 1942

Champion: Sam Snead

Sam Snead, who was to report to the Navy the day after the final match, defeated Corporal Jim Turnesa of the Army, 2 and 1, to win his first major championship. In the morning, Turnesa toured the course in 70 and jumped out to a 3-up lead. In the afternoon, Turnesa maintained his lead until a bogey on the 24th cost him a hole. By the end of the front nine, Snead had the match square. Turnesa bogeyed the

Site: Seaview Country Club, Atlantic City, New Jersey
Date: May 23-31 **Purse:** \$7,550
Par: 36-35-71 **Field:** 32



29th hole to go 1-down, then made another bogey at the 30th hole to go 2-down. The match ended on the 35th hole when Snead holed a spectacular 60-foot chip shot for a birdie to secure the victory.

In the semifinals, Byron Nelson was forced into overtime then drove out of bounds on the 37th hole to lose to Turnesa. Snead was able to reach the finals with his victory over Jimmy Demaret, 3 and 2. Early-round play saw only one upset as defending PGA Champion Vic Ghezzi was eliminated by Demaret, 4 and 3, in the opening round at Seaview Country Club.

Championship Summary





PGA CHAMPIONSHIP 1941

Champion: Vic Ghezzi

Vic Ghezzi defeated Byron Nelson, 1 up, in an extra-hole match at Cherry Hills that had a bizarre finish. Ghezzi was 3-down after the 27th hole but squared the match by winning the first three holes of the final nine. On the final hole, both Ghezzi and Nelson missed the green with their second shots. Nelson pitched up to within 15 feet while Ghezzi chipped his ball four feet away. When Nelson missed his putt, Ghezzi had a shot at ending the contest, but missed the match-winning putt. At the 37th hole, Ghezzi had another chance to win the match with a 10-footer for

Site: Cherry Hills Club,
Denver, Colorado
Date: July 7-13 Purse: \$10,600
Par: 35-36-71 Field: 64



birdie, but missed. On the next hole, both missed the green with their second shots and both chipped up to within three feet. They were so close that even the referee couldn't determine who would putt first, so they flipped a coin. Nelson won the toss, but missed his putt. Ghezzi had another chance at victory and sank the putt. In the semifinals, the match of the day

was between Nelson and Gene Sarazen, with Nelson able to win, 2 and 1. After the morning round, Sarazen had a 1-up lead as he shot 69, but after the 28th hole Nelson had the lead for the first time in the match. Going into the 35th hole, Nelson held a 1-up lead. Sarazen ran his birdie putt five feet past, then missed that putt to lose the hole and the match. In the other match, Ghezzi was able to hang on to beat Lloyd Mangrum 1 up, despite shooting a 40.



PGA CHAMPIONSHIP 1940

Champion: Byron Nelson

Byron Nelson won his first PGA Championship by edging Sam Snead, 1 up, on the West Course at Hershey Country Club. Nelson took an early 2-up lead by shooting 71 in the morning round, but Snead fought back in the afternoon, shooting 68. Snead took a 1-up lead to the 34th hole, but Nelson birdied the hole to remain 2-down. Snead almost ran in a 20-footer that would have tied the hole. At the 35th hole, Nelson hit a superb wedge to within two feet while Snead was six feet away. Snead

Site: Hershey Country Club,
Hershey Pennsylvania
Date: Aug. 26-Sept. 2 Purse: \$11,050
Par: 36-37-73 Field: 64



missed his putt, Nelson made his to go 1-up. At the final hole, a par-3, Nelson hit another splendid shot, a 3-iron to 10 feet, while Snead was just off the green. When Snead missed his shot, Nelson hit his putt to within inches for a tap-in and the victory. The semifinal matches ended with Nelson beating Ralph

Guldahl, 1-up, and Snead rolling over Harold McSpaden, 5 and 4. In the quarterfinals, the match of the day had Gene Sarazen pitted against Snead with Snead winning, 1 up. Snead was 3-down after the 28th hole, but won the 29th with a birdie, the 31st with a par and the 33rd with a par. When Snead made a birdie at the 34th hole to take a 1-up lead, it was the first time he was up in the match. The 35th and 36th holes were halved with pars.

Championship Summary



Championship Summary



PGA CHAMPIONSHIP 1939

Champion: Henry Picard

In an exciting overtime match at Pomonok Country Club, Henry Picard won a 1-up decision over Byron Nelson to claim his only PGA Championship. Picard recorded birdies on the 36th and 37th holes to seal the match. Picard led most of the way until Nelson birdied the 29th hole to square the match. When Nelson birdied the 32nd hole, nearly driving the green 330 yards away, it was the first time he had the lead. After halving the 33rd hole with birdies, Picard saved the match by making a 25-footer for par to prevent him from going 2-down. The 35th hole was halved with pars. At the final hole, only 300 yards

Site: Pomonok Country Club, Flushing, New York
Date: July 9-15 **Purse:** \$10,600
Field: 64



long, both players were just short of the green with their drives. Nelson hit a poor second shot to within 12 feet, Picard a better one to four feet. Nelson missed his putt and Picard made his, sending the match to extra holes. At the 37th hole, Picard hit his drive under a movie truck while Nelson was down the middle followed by hitting his approach to five feet. After Picard got relief, he left his second shot seven

feet away. Picard sank his putt while Nelson missed his. In the semifinals, Nelson rolled over Dutch Harrison, 10 and 9. In the other match, Picard had a tough time with Dick Metz, the match settled on the final green with Picard getting a 1-up victory. The quarterfinals saw the departure of the defending PGA Champion as Metz beat Paul Runyan, 2 and 1. The opening day saw Walter Hagen and Gene Sarazen, who between them had won eight of the 22 Championships, both lose first-round matches.

PGA CHAMPIONSHIP 1938

Champion: Paul Runyan

New York native Paul Runyan defeated Sam Snead, 8 and 7, to win his second PGA Championship. Runyan's short game produced a 67 in the morning, good for a 5-up lead, at Shawnee Golf and Country Club. He made the turn in 35 with a 7-up advantage, won the 28th hole, and closed out the match with a half on the 29th. Runyan was 24-under-par for the 196 holes he played; in his last 70 holes, he made only one bogey. The semifinals featured one of the best matches in PGA Championship history with


Site: Shawnee Country Club, Shawnee-on-Delaware, Pennsylvania
Date: July 10-16 **Purse:** \$10,000
Par: 37-35-72 **Field:** 64



Snead beating Jimmy Hines, 1-up. It took a finish of four consecutive 3s from Snead to win, but if the contest had been decided by stroke play, Hines, who was 8-under for the day, would have won by one stroke. In the 147 holes of match play, Snead was 21-under-par. In the other semi, Paul Runyan was

6-under for 33 holes and easily beat Henry Picard, 4 and 3. In the third round, Denny Shute's attempt to win his third straight PGA Championship was halted when Jimmy Hines eliminated him, 2-and-1. In other third-round action, Byron Nelson routed Harry Bassler, 11 and 10, in perhaps the most sensational day of golf in PGA Championship history. He had a 64 in the morning round and won eight of the first nine holes. He went to lunch having won 12 holes and halving the rest.

Championship Summary



Championship Summary





PGA CHAMPIONSHIP 1937

Champion: Denny Shute

Denny Shute won his second consecutive PGA Championship in overtime, defeating Harold McSpaden, 1 up, after 37 holes. McSpaden jumped out to a 3-up lead after the first five holes, but Shute found his putting stroke, one-putted nine of the next 13 holes, squared the match after the front side, then turned things around to finish the morning 3-up. In the early stages of the afternoon round at Pittsburgh Field Club, McSpaden was 2-under-par and won four holes to enter the back side with a 1-up lead. When McSpaden bogeyed the 28th hole, the match was square. When Shute made bogeys at the 31st and

Site: Pittsburgh Field Club,
Aspinwall, Pennsylvania
Date: May 26-30 Purse: \$9,200
Field: 64



32nd holes, McSpaden was 2-up again. McSpaden bunkered his tee shot on the 34th hole, dropping to 1-up. On the 35th hole, McSpaden badly pulled his second shot under a tree and lost the hole to Shute's bogey. All square going to the last hole, McSpaden's tee shot hit a spectator and bounced into the fairway. He followed that with a great second to within four feet of the hole. Shute, also on in two, left his first

putt about three feet short, giving McSpaden a chance to win the match, but he missed as well, sending the match into overtime. On the first playoff hole, McSpaden missed a 10-footer for par and Shute made his four-footer to win. The semifinals were billed as the "Battle of Champions" as Shute faced Tony Manero, U.S. Open winner. Shute won the 33rd and 34th holes to win the match, 3 and 2. In the other match, McSpaden defeated Ky Laffoon, 2 and 1. On the first day of play, five former PGA Champions went down in defeat, with the only survivors being Denny Shute and Paul Runyan.

Championship Summary



PGA CHAMPIONSHIP 1936

Champion: Denny Shute

Denny Shute played David to Jimmy Thomson's Goliath. Outdriven by as much as 60 yards on many holes, Shute used his irons and putter to turn back Thomson, 3 and 2, at Pinehurst No. 2. In the morning round, Thomson shot 77 to Shute's 74, but Shute could only muster a 1-up lead. During the afternoon, Shute started to pull away with a 30-foot birdie putt at the 29th hole. His putter kept him alive the rest of the way. On the 31st hole, he hit a poor drive into the waste area and scuffed his next shot short

Site: Pinehurst Country Club,
Pinehurst, North Carolina
Date: Nov. 17-22 Purse: \$9,200
Par: 36-36-72 Field: 64



of the green; Thomson hit his second shot on the green, Shute pitched to 20 feet away, Thomson safely secured his par, and Shute made his putt for a half. The next two holes were halved with pars, with Shute closing out the match on the par-5 34th hole when he hit a spectacular second shot to just

three feet away. When Thomson missed his birdie putt, Shute knocked his putt in for eagle and a 3-and-2 victory. Notable players who didn't make it to match play were Walter Hagen, Leo Diegel, Sam Parks Jr., Byron Nelson and Jim Turnesa. During first-day play, all former PGA Champions in the field were eliminated as Gene Sarazen, Tommy Armour and Paul Runyan lost their matches; defending PGA Champion Johnny Revolta was defeated in the second round.

Championship Summary



PGA CHAMPIONSHIP 1935

Champion: Johnny Revolta

Weather played a key role in the finals, with frigid northern blasts numbing both 40-year-old legend Tommy Armour and upstart 24-year-old Johnny Revolta. Revolta birdied the first hole and Armour

was never able to square the match again. A front-nine 33 at Twin Hills Golf and Country Club gave Revolta a 3-up advantage, and even though he was 2-over-par on the back nine, he still picked up another hole, going to lunch 4 up. Armour's game improved in the afternoon: He won the first hole with

Site: Twin Hills Country Club, Milwaukee, Wisconsin
Date: Oct. 18-23 **Purse:** \$7,820
Field: 64



a par, but it took him 12 more holes to win another and despite playing the first seven afternoon holes at even par, he lost one more hole. After Armour bogeyed the eighth hole, they went to the back side with Revolta 6-up. They matched par on the first three holes of the back nine and Armour finally

won one, the 31st hole, when Revolta made bogey. But when Revolta put his tee shot on the par-3 32nd hole just 10 feet away, Armour knew the match was over. If there was a secret to Revolta's 5-and-4 win, it was

his putting: Over the course of the 32-hole match, Revolta didn't have a three-putt and one-putted 13 greens. During the first round, medalist and five-time PGA Champion Walter Hagen lost to Revolta, 1 up, in a nailbiter: At 18, Hagen had a chance to tie after Revolta made bogey, but missed his par putt.

Championship Summary



PGA CHAMPIONSHIP 1934

Champion: Paul Runyan

Not since 1923 had the PGA Championship final been so close and gone so long, and in the end Paul Runyan, the pupil and putting wizard, beat his former instructor, Craig Wood, 1 up, at the Park Country Club in

Williamsville, New York. After the morning round, Wood had a 1-up lead but lost his advantage on the front side of the afternoon round. He took the lead back at the 29th hole with an eagle 3, but Runyan squared the match three holes later with a birdie. Runyan picked up a hole with a Wood bogey at the 33rd hole. At the 35th hole, Wood almost holed his second shot, making birdie to be tied going to the

Site: Park Club of Buffalo, Williamsville, New York
Date: July 24-29 **Purse:** \$7,200
Field: 32



last hole. Both players missed the final green with their second shots and both chipped within 12 feet. PGA President George Jacobus had to decide who would putt first, and with considerable care he determined that Runyan was away. Both made their putts, forcing overtime. At the 37th hole, Runyan was short of the green in two while Wood was just eight feet away for eagle. Runyan hit a great chip

within two feet and was able to halve the hole when Wood missed his match-winning putt. At the next hole, Wood hooked his drive under a tree and sent his second into the crowd. Runyan didn't do much better as

he pushed his second shot right of the green, then faced a tough shot over a bunker that he played well, the ball stopping eight feet away. Wood chipped 12 feet short of the cup and just missed his par putt. Runyan made his to win. Several prominent names went down in the first round including former PGA Champions Walter Hagen and Leo Diegel and former U.S. Open Champions Billy Burke and Johnny Farrell.

Championship Summary



PGA CHAMPIONSHIP 1933

Champion: Gene Sarazen

Gene Sarazen had a lot to prove at Blue Mound Golf and Country Club. Earlier that week, Tommy Armour proclaimed that Sarazen was "all washed up as a championship contender." The remark lit a spark in Sarazen, who spent the week routing his competitors. Yet, after the morning round in the finals against Willie Goggin, Sarazen was only 1 up – despite a 1-under-par 69. "The Squire" went to work in the afternoon, winning three of the first

Site: Blue Mound Country Club, Wauwatosa, Wisconsin
Date: Aug. 8-13 **Purse:** \$7,200
Par: 35-35-70 **Field:** 32




for a washed-up golfer." In the first round, all favorites advanced with the exception of two-time PGA Champion Leo Diegel, who was eliminated by Goggin, 4 and 3; and Horton Smith, who was beaten by long shot Clarence Clark, 6 and 5. Walter Hagen, Craig Wood and Denny Shute had not entered the event.

five holes, shooting 34, and going into the final nine 4-up. With a birdie on the 32nd hole, Sarazen closed out the match, 5 and 4. As he was receiving his prize of \$1,000 and the Wanamaker Trophy for the third time, he told the audience, "Pretty good

Clarence Clark, 6 and 5. Walter Hagen, Craig Wood and Denny Shute had not entered the event.

Championship Summary



PGA CHAMPIONSHIP 1932

Champion: Olin Dutra

In the finals, Olin Dutra continued the assault on par he showcased throughout the PGA Championship at Keller Golf Club in St. Paul, Minnesota, beating Frank Walsh, 4 and 3. For Walsh, it was a valiant try that seemed impossible just seven months prior as he had suffered a fractured skull and was sidelined for eight weeks. As for Dutra, his performance at Keller Golf Course was one of the most dominant in PGA Championship history. Over the course of the six

Site: Keller Golf Club, St. Paul, Minnesota
Date: Aug. 31-Sept. 4 **Purse:** \$7,200
Field: 32



days, Dutra played 196 holes and was 19-under-par. The first round was full of overtime surprises as several of the favorites were eliminated. In a stunning defeat that went seven extra holes (the second-longest match in PGA Championship

history), five-time PGA Champion Walter Hagen lost to Johnny Golden, who rolled in a 10-footer for birdie on the 43rd hole. Other upsets that went extra holes had Reggie Myles beating Horton Smith and Vincent Eldred staggering past Paul Runyan. But the most amazing match was between Bobby Cruickshank and Al Watrous, as Watrous relinquished a 9-up lead and lost in overtime on the 41st hole.

Championship Summary



PGA CHAMPIONSHIP 1931

Champion: Tom Creavy

Making his PGA Championship debut, Tom Creavy was able to hold off Denny Shute, 2 and 1. After the 30th hole, it appeared that Creavy, 4 up, was going to win in a rout. But Shute fought back. On the 31st hole at Wannamoisett Country Club, Creavy made bogey while Shute made par to get one back. Despite Shute hitting his drive into a water hazard at the 32nd hole, they still halved the hole. At the 33rd hole, Shute made a birdie to get another one back. When Creavy

Site: Wannamoisett Country Club, Rumford, Rhode Island
Date: Sept. 7-14 **Purse:** \$7,200
Par: 34-35-69 **Field:** 32



was one of the finest matches I think that was ever played." In the quarterfinals, Tommy Armour's one-year reign as PGA Champion came to an end at the hands of Shute, 3 and 1. The first round saw a number of upsets

with Walter Hagen, Leo Diegel, Johnny Farrell, Ed Dudley and Al Espinosa losing. Hagen's loss was the biggest surprise, as veteran Peter O'Hara eliminated the five-time PGA Champion, 4 and 3.

made a double-bogey at the 34th hole, it looked like he was folding. But that was as close as Shute got as he made bogey at the 35th hole to lose, 2 and 1. Creavy got a great thrill afterward when his hero Bobby Jones, who was refereeing the match, said, "It

PGA CHAMPIONSHIP 1930

Champion: Tommy Armour

The final was something out of a Hollywood script, with two great golfers battling to their final putts to determine the PGA Champion. Even though Gene Sarazen was the favorite over Tommy Armour, especially with Sarazen playing on his home course at Fresh Meadow Country Club, it was one of those matches where neither player had the upper hand. The biggest lead was just two holes, which both players had at one time during the contest. Following the morning round, Armour had a 1-up lead after shooting 71 to Sarazen's 72. On the front nine of the


Site: Fresh Meadows Country Club, Flushing, New York
Date: Sept. 8-13 **Purse:** \$10,300
Field: 32



afternoon round, Sarazen got the hole back and they went to the final nine all-square. On the 18th hole, Sarazen hooked his tee shot while Armour hit the fairway. Sarazen put his second shot into a greenside bunker. Armour, who had a poor lie, also hit into the bunker. Sarazen got out to 10 feet past the hole, while Armour exploded 12 feet away. As Armour got

over his putt, he was forced to back away after a photographer disturbed him. When he finally hit the ball, it had just enough momentum to topple in to win. Sarazen, who looked surprised that Armour made it, putted hurriedly and missed. Notable players who did not make the field in sectional qualifying included past PGA Champions Walter Hagen, Jock Hutchison and Jim Barnes. Leo Diegel ended his two-year reign as PGA Champion in the second round, losing to Harold Sampson, 1 up.

Championship Summary



Championship Summary





PGA CHAMPIONSHIP 1929

Champion: Leo Diegel

Leo Diegel won his second consecutive PGA Championship after once again ousting rival Walter Hagen in the semifinals, this year 3 and 2. He then topped Johnny Farrell in the finals, 6 and 4. At one point, Diegel won four straight holes from Farrell only to lose the next three. Farrell won the 18th hole to finish the morning round 1 up. Diegel started the afternoon round on the right foot by winning the 19th hole to square the match. On several of the next eight holes,

Site: Hillcrest Country Club, Los Angeles, California
Date: Dec. 2-7 **Purse:** \$5,000
Par: 36-35-71 **Field:** 32



Diegel's ball into the cup to lose the hole. It happened again on the next green so instead of being all square or 1-down through safer play, Farrell found himself 3-down. At the next hole, Farrell again had a three-footer for a win, yet even without Diegel's ball in his way, he still missed the putt. Diegel parred the rest of the holes to seal the win at Hillcrest Country Club.

he frustrated Farrell with some well-placed stymies, notably on the 27th green when Diegel, who was 1-up, missed a short putt, his ball stopping to partly cover the cup and blocking Farrell's five-foot putt. Farrell tried to negotiate around but failed, knocking



PGA CHAMPIONSHIP 1928

Champion: Leo Diegel

In a stunning upset, five-time PGA Champion Walter Hagen lost to rival Leo Diegel in the quarterfinals, 2 and 1, snapping "The Haig's" consecutive PGA Championship match-play winning streak at 22. Diegel then handily beat Gene Sarazen, 9 and 8, in the semifinals, and Al Espinosa in the finals, 6 and 5, as Espinosa's putting touch deserted him. Espinosa got off to a good start on Baltimore Country Club's East Course, winning the second hole, but then three-putted the third hole. After Espinosa won the sixth

Site: Five Farms Country Club, Baltimore, Maryland
Date: Oct. 1-6 **Purse:** \$10,400
Par: 35-35-70 **Field:** 32



hole, Diegel made up ground with two birdies in a row and played brilliantly on the back nine, ending the morning 4-up. Espinosa hung on during the front nine of the afternoon round but was unable to cut into Diegel's lead. After consecutive three-putts on the 29th and 30th holes, the match ended

one hole later. While Diegel had finally won a PGA Championship, he did not receive the Rodman Wanamaker Trophy for his efforts, as Hagen shockingly announced that the trophy had been lost in a Chicago taxicab two years prior. In 1930, a porter in Grand Rapids, Mich., found the trophy undamaged in the basement of the L.A. Young Company, manufacturer of Hagen's golf clubs.

Championship Summary



Championship Summary



PGA CHAMPIONSHIP 1927

Champion: Walter Hagen

Walter Hagen won a record fifth PGA Championship with a dramatic 1-up win as Joe Turnesa left a putt on the lip of the final hole at Cedar Crest Country Club. Turnesa got off to a good start, carding a 71 in the morning round to Hagen's 77, yet he went to lunch with only a 2-up lead. Turnesa added one more at the 19th, but then the tide turned and five-footers that had been no problem became a struggle. On the 29th hole, a Hagen birdie squared the match, then Turnesa bogeyed the 31st hole. In the semifinal

Site: Cedar Crest Country Club, Dallas, Texas
Date: Oct. 31- Nov. 5 **Purse:** \$15,441
Par: 36-35-71 **Field:** 32



won the 35th hole to go 1-up. On the final green, Espinosa was 25 feet away and Hagen was over the green with no chance of making birdie. But he hit a great chip shot and his par 4 was conceded. Despite having two putts

for victory, Espinosa looked very uncomfortable, leaving his approach putt a yard short then missing the match-winner. On the first extra hole, Espinosa three-putted again, giving Hagen the match.

matches, Turnesa had an easy time of John Golden, who was mired in a putting slump. Turnesa built a 9-up lead after the morning round and won the match, 7 and 6. In the other, between Al Espinosa and Hagen, it looked as if the defending PGA Champion was going to be beaten when Espinosa

PGA CHAMPIONSHIP 1926

Champion: Walter Hagen

Walter Hagen won his fourth PGA Championship in six years on the Red Course at Salisbury Golf Club with a 5-and-3 victory in the final over Leo Diegel, who was noticeably suffering from an attack of nerves. It was clear when Diegel, 2-down after the morning, had problems on the first hole in the afternoon, overshooting the green and his ball

Site: Salisbury Golf Links, Westbury, Long Island, New York
Date: Sept. 20-25 **Purse:** \$11,100
Par: 36-36-72 **Field:** 32



rolling under a car. When the owner moved the vehicle, Diegel found his ball in a deep rut: It took him three swipes to get on the green. He managed

to win the next hole, but Hagen took the 28th and 31st to go 4-up. When Diegel produced a 6 on the 33rd hole, Hagen had his fourth PGA Championship. In the first round, former PGA Champions Gene Sarazen and Jim Barnes squared off: Sarazen, 1-up during the afternoon round, made the turn in 32 and eventually won, 5 and 4.

Championship Summary



Championship Summary



PGA CHAMPIONSHIP 1925

Champion: Walter Hagen

Walter Hagen eagled the first hole of his final match against Bill Mehlhorn at Olympia Fields Country Club in Olympia Fields, Illinois, propelling him to a 6-and-5 victory and his third consecutive PGA Championship. In the Championship match, both players went out in 33 with Hagen clinging to a 1-up lead. He continued to sizzle on the back side, where he matched par on every hole except for a birdie at the 13th to post a 67. Despite a par round, Mehlhorn found himself 4-down. Picking up where he left off, Hagen started the afternoon with a 33 and picked up another hole on Mehlhorn, who had a 1-under-par

Site: Olympia Fields Country Club, Olympia Fields, Illinois
Date: Sept. 21-26 **Purse:** \$6,330
Field: 32



34. Hagen won two more holes and closed out the match on the 31st hole. The biggest surprise of the first round was the defeat of two-time PGA Champion Gene Sarazen, who went down in an 8-and-7 drubbing at the hands of Jack Burke Sr. At the same time, Hagen needed 39 holes to oust low qualifier Al Watrous. Hagen trailed throughout the morning, but neither player ever gathered an advantage of more

than one hole. Hagen came to the final hole in the afternoon dormie one, but lost the hole to send the match into overtime, where he won on the 39th hole. In the quarterfinals against Leo Diegel, Hagen got off to a poor start, taking five holes before making a par: Diegel stood 4-up after the first nine and finished the round 5-up. Hagen trimmed the deficit to 2-down after the 27th hole and they halved the next five holes. Hagen got another hole back, won the 36th to send the match into overtime, and won on the fourth extra hole.

PGA CHAMPIONSHIP 1924

Champion: Walter Hagen

Walter Hagen began the most remarkable four-year win streak in major championship history by capturing his second PGA Championship at French Lick Springs in French Lick, Indiana. In the semifinal, he rolled past Ray Derr, 8 and 7, while two-time Champion Jim Barnes struggled to defeat Larry Nabholz, 1-up. Barnes was 1-down after the morning round and hadn't gained any of it back with two holes left to play. He squared the match with a 3 at the 35th hole, and eventually Nabholz's inexperience in major competition cost him the match. The 24-year-old's second shot to the home

Site: French Lick Springs, French Lick, Indiana
Date: Sept. 15-20 **Purse:** \$6,830
Field: 32



hole was over the green; instead of putting down the slope he used a niblick and skidded his ball way past the hole. He two-putted for bogey and Barnes made a routine par. Barnes' attempt to avenge a loss to Hagen in the finals of the 1921 Championship went awry due to a faulty putter: In the morning, four three-putt greens cost him four holes and left him 4-down. In the afternoon, Barnes fought back with a front nine of

34 and, with a birdie on the 29th hole, trimmed Hagen's lead to 1-up. They traded wins at the 30th and 31st holes, but when Hagen won the 34th hole, Barnes was dormie two. On the 35th hole, Hagen took three putts, including missing from three feet. Going to the finishing hole, Barnes needed a win to send the match into overtime, but a bad drive followed by a shanked mashie niblick handed the match to Hagen, 2-up. The biggest surprise of the early rounds involved Gene Sarazen, who came into French Lick Springs undefeated in two previous Championships but was upset, 2 and 1, in the second round by Nabholz.

Championship Summary



Championship Summary



PGA CHAMPIONSHIP 1921

Champion: Walter Hagen

Two-time U.S. Open Champion Walter Hagen began his remarkable PGA Championship legacy with four impressive match victories before facing two-time PGA Champion Jim Barnes in the finale at Inwood Country Club in Far Rockaway, New York. To get there, both players survived semifinal duels contested in miserable weather. A rainstorm put a halt to the Emmett French-Barnes match, with Barnes leading 2-up; finishing the remaining 12 holes the next morning, Barnes won, 5 and 3. In the other semifinal, Hagen offered to postpone

Site: Inwood Country Club,
Far Rockaway, New York
Date: Sept. 26-Oct. 1 **Purse:** \$2,580
Field: 16



their match, but Cyril Walker refused and battled to the bitter end with Hagen winning, 5 and 4. In the final, Hagen went out in 69 in the morning round for a 1-up lead over Barnes. In the afternoon, Hagen continued his brilliant all-around game and putted spectacularly, his front nine 4-under 33 building a 4-up advantage. Hagen closed the match at the

34th hole, 3 and 2. The early-round surprise was a second-round exit by defending PGA Champion and newly-crowned British Open winner Jock Hutchison, who was outplayed by 19-year-old Gene Sarazen. A former caddie, Sarazen had Hutchison 8-down after the first 18 holes, thanks in part to a brilliant 69, and went on to win, 8 and 6. Walker halted Sarazen's bid in the quarterfinals, 5 and 4. The field for match play was selected on a basis of the best 31 finishers in the U.S. Open, with defending PGA Champion Jock Hutchison filling the 32nd berth.

Championship Summary



PGA CHAMPIONSHIP 1920

Champion: Jock Hutchison

Jock Hutchison, runner-up in the inaugural PGA Championship, only got a berth in 1920 because George Fotheringham and Arthur Clarkson were unable to attend. He responded in typical form, cruising through four matches at Flossmoor Country Club before facing Douglas Edgar in the final. In the semifinal, Hutchison posted a 4-and-3 win over Harry Hampton thanks to a brilliant start and a couple of stymies. In the other semifinal, Edgar routed George McLean, 8 and 6. Edgar opened the final match with a two-hole advantage, but Hutchison rallied to go 1 up after the morning

Site: Flossmoor Country Club,
Chicago, Illinois
Date: Aug. 17-21 **Purse:** \$2,580
Field: 32



round thanks to Edgar missing a three-footer at 16 and an 18-inch putt on the 17th hole. Hutchison built a 3-up lead after nine holes in the afternoon and increased his lead with a win at the 28th hole, but Edgar won the 29th. The next two holes were halved so with five holes left to play, Hutchison stood 3-up. But he suffered driving problems on the next two holes and lost both of them. With three

holes to play he was 1-up but again hit a bad tee shot into the rough, followed by a wonderful shot to the green to earn a par 4; Edgar reached the green in regulation, only to three-putt, missing a five-footer. Owning a 2-up advantage on the 17th tee, Hutchison lost the hole on a stymie, but won the match when the pair halved the 18th with fives, Edgar hitting his approach into a bunker and unable to get up and down. The Championship featured a second-round upset of two-time defending Champion Jim Barnes, who saw an 11-match win streak snapped, 5 and 4, by Clarence Hackney.

Championship Summary



PGA CHAMPIONSHIP 1919

Champion: Jim Barnes

The PGA Championship resumed after a two-year break due to World War I, and the finale at Engineers Country Club in Roslyn, N.Y., was similar to 1916, featuring an Englishman and a Scot in the showcase

Site: Engineers Country Club, Roslyn, Long Island, New York
Date: Sept. 16-20 **Purse:** \$2,580
Par: 35-35-70 **Field:** 32



twosome. Fred McLeod, at 5-foot-3 the smallest man in the field, faced the tallest in defending PGA Champion Jim Barnes, a lanky 6-3. McLeod enjoyed a 1-up lead after the front nine and won the 10th hole. But his approach to the 11th was a bit strong and he missed an 18-inch putt. Unnerved, McLeod lost six of the remaining seven holes to end the first

18 holes 5-down. In the afternoon, his putting woes continued while Barnes proved his skill, holing a 40-foot birdie putt on the 31st hole for a 6-and-5 victory. The second round featured a couple of upsets when George McLean beat Mike Brady, 6 and 5, and Jimmy West defeated Wilfred Reid, 2 and 1. It also had the battle of two giants, Barnes facing Otto Hackbarth,

the two tallest players in the Championship: Barnes won on the 34th green, 3 and 2, after superior putting. Jock Hutchison, runner-up in 1916, fell to Bob McDonald in the quarterfinals, 3 and 2. In other matches, Barnes defeated Emmet French, 3 and 2; McLean routed James West, 9 and 7; and McLeod, the 1908 U.S. Open winner from Carnoustie, Scotland, enjoyed an 8 and 6 victory over Douglas Edgar.

PGA CHAMPIONSHIP 1916

Champion: Jim Barnes

Three British-born golfers and one American reached the semifinals of the inaugural PGA Championship at Siwanoy Country Club in Bronxville, New York. America's hopes rested upon Walter Hagen, a PGA of America Charter

Site: Siwanoy Country Club, Bronxville, New York
Date: Oct. 10-14 **Purse:** \$2,580
Field: 32




Member, who battled St. Andrews native Jock Hutchison in one match while Jim Barnes, a native of Cornwall, England, met Willie MacFarlane, formerly of Aberdeen, Scotland. Hagen built a 1-up lead after 27 holes on Hutchison, but lost the 12th and 13th holes. The next four holes were halved and, with Hagen hitting his second shot into a brook short of the green, Hutchison won the match, 2 up. Meanwhile, Barnes had no difficulty outplaying MacFarlane, 6 and 5. In the final, Hutchison jumped out to a three-hole lead,

shooting 37 to Barnes' 39. On the back nine, Barnes reduced the lead to one, both players scoring 77 for the first 18 holes. After a break, the match resumed with Barnes telling the crowd before his drive on the first hole, "I always do better after lunch." Indeed, Barnes squared the match at the 21st hole and took the lead for the first time at the 25th hole with an 18-foot putt. The 27th hole was halved in birdie 3s, with Barnes making a 35-foot putt. Barnes made another long (25 feet) curling putt on the next hole

to go 2-up. Hutchison rallied with a 15-foot birdie at the next hole, won the 31st, and took a 1-up lead at the 33rd hole. The 34th hole was halved in fours, but Hutchison missed a five-footer on the next to square the match. On the final green, both players had five-footers for fours and, after a measurement, it was decided that Hutchison was out. Hutchison missed the putt and Barnes made his, winning 1 up. "Long Jim" won \$500 along with a gold medal that included a diamond. In a rarity, Hutchison also received a gold medal without an embedded diamond and \$250. Siwanoy Head Professional Thomas Kerrigan had the distinction of being the first player to hit a shot in the PGA Championship, enroute to a 6 and 4 victory over Charles Adams.

Championship Summary



Championship Summary





PGA CHAMPIONSHIP PLAYER RECORDS

STROKE PLAY (1958 to present)



Player	Best Finish	Years	Rds	Cuts Made	Top 3	Top 5	Top 10	Top 25	Low	High	Avg.	To Par	65<	60s	<Par	Par	\$
Aaron, Tommy	2T (1972)	15	54	12	1	1	2	2	65	79	72.89	128	1	4	7	5	\$33,814
Abbott, Bryan	CUT	2	4	0	0	0	0	0	75	78	76.5	20	0	0	0	0	\$553
Abbott, Jerry	CUT	2	4	0	0	0	0	0	75	80	76.75	23	0	0	0	0	\$0
Abbott, Pat	CUT	1	2	0	0	0	0	0	78	84	81	20	0	0	0	0	\$0
Aber, John	CUT	2	4	0	0	0	0	0	73	78	74.5	14	0	0	0	0	\$4,500
Abraheim, Roy	CUT	2	4	0	0	0	0	0	76	80	78.25	33	0	0	0	0	\$850
Ackerman, Bob	CUT	3	6	0	0	0	0	0	72	77	73.83	19	0	0	0	0	\$2,000
Acton, Rick	CUT	6	12	0	0	0	0	0	75	85	77.75	83	0	0	0	0	\$2,553
Adams, Blake	7T (2012)	1	4	1	0	0	1	1	67	75	71.25	-3	0	1	2	1	\$226,000
Adams, Donnell	CUT	2	4	0	0	0	0	0	76	83	79.5	36	0	0	0	0	\$0
Adams, John	49T (1995)	5	18	4	0	0	0	0	65	78	72.94	29	1	1	5	3	\$14,397
Adams, Sam	CUT	1	2	0	0	0	0	0	73	78	75.5	11	0	0	0	0	\$0
Adkisson, Dean	CUT	1	2	0	0	0	0	0	80	84	82	24	0	0	0	0	\$0
Afton, Bobby	CUT	1	2	0	0	0	0	0	77	82	79.5	15	0	0	0	0	\$250
Ahern, Jim	CUT	1	2	0	0	0	0	0	76	80	78	14	0	0	0	0	\$303
Aiken, Thomas	CUT	2	4	0	0	0	0	0	72	79	75	16	0	0	0	1	\$5,000
Albus, Jim	65T (1984)	7	16	1	0	0	0	0	71	81	75.88	76	0	0	1	0	\$5,993
Aleks, Ronald C.	CUT	1	2	0	0	0	0	0	82	89	85.5	31	0	0	0	0	\$0
Alexander, Chuck	CUT	3	6	0	0	0	0	0	76	82	78.83	53	0	0	0	0	\$0
All, Walter	CUT	1	2	0	0	0	0	0	80	84	82	22	0	0	0	0	\$0
Allard, Ken	CUT	6	12	0	0	0	0	0	71	86	76.42	61	0	0	1	0	\$4,000
Altem, Fulton	31T (1993)	5	16	3	0	0	0	0	67	79	72.63	28	0	1	3	1	\$18,333
Allen, Johnny	CUT	1	2	0	0	0	0	0	76	80	78	14	0	0	0	0	\$0
Allen, Michael	19T (2009)	4	14	3	0	0	0	0	69	78	73.14	32	0	1	3	2	\$104,630
Allen, Ras	CUT	2	4	0	0	0	0	0	73	80	76	22	0	0	0	0	\$0
Allenby, Robert	9T (2004)	18	58	11	0	0	2	2	66	77	71.97	58	0	12	19	5	\$688,256
Allin, Bud	10T (1975)	6	21	5	0	0	1	1	67	78	73.29	47	0	2	2	4	\$7,931
Alwin, Mark	CUT	1	2	0	0	0	0	0	77	77	77	14	0	0	0	0	\$350
Ames, Stephen	9T (2004)	10	32	6	0	0	1	1	67	82	72.69	46	0	8	14	0	\$389,391
Amundsen, William	CUT	1	2	0	0	0	0	0	76	81	78.5	17	0	0	0	0	\$2,500
An, Byeong Hun	22T (2020)	7	22	4	0	0	0	0	64	77	71.59	19	1	5	5	4	\$215,388
Ancer, Abraham	8T (2021)	4	16	4	0	0	2	2	65	76	70.56	1	1	6	6	4	\$795,507
Anderson, Bradley	22T (1971)	3	8	1	0	0	0	0	70	81	75.13	33	0	0	2	0	\$2,088
Anderson, Chris T.	CUT	1	2	0	0	0	0	0	75	81	78	12	0	0	0	0	\$1,300
Anderson, JC	CUT	2	4	0	0	0	0	0	73	76	75.25	21	0	0	0	0	\$4,500
Anderson, Max	CUT	2	4	0	0	0	0	0	77	82	80	38	0	0	0	0	\$303
Andersson-Hed, Fredrik	62T (2010)	2	6	1	0	0	0	0	71	81	74.5	19	0	0	1	0	\$17,217
Andrade, Billy	6 (2001)	17	50	8	0	0	2	2	66	79	72.44	70	0	10	11	4	\$413,799
Andreason, Dale	CUT	2	3	0	0	0	0	0	76	78	77	21	0	0	0	0	\$0
Andrews, Leon	CUT	1	2	0	0	0	0	0	75	76	75.5	11	0	0	0	0	\$0
Angis, Tim	CUT	1	2	0	0	0	0	0	70	81	75.5	9	0	0	1	0	\$0
Aoki, Isao	4T (1981)	10	32	6	0	1	1	1	65	82	73	62	1	5	7	4	\$44,173
Aphibarnrat, Kiradech	25T (2013)	6	19	4	0	0	0	0	68	76	71.47	19	0	5	5	3	\$137,086
Apple, Aubrey	CUT	1	2	0	0	0	0	0	80	86	83	26	0	0	0	0	\$0
Appleby, Stuart	4T (2000)	14	50	11	0	1	1	1	66	79	71.9	47	0	13	17	7	\$838,137
Archer, George	4T (1968)	15	58	14	0	1	1	1	67	79	73.43	151	0	4	6	7	\$24,956
Armour III, Tommy	24T (1989)	6	16	2	0	0	0	0	69	81	74	40	0	2	4	3	\$35,250
Armour, Ryan	CUT	2	4	0	0	0	0	0	69	74	71.75	7	0	1	1	0	\$6,200
Armstrong, Carroll	CUT	2	4	0	0	0	0	0	75	84	78.75	33	0	0	0	0	\$0
Armstrong, Wally	19T (1978)	5	18	4	0	0	0	0	69	81	73.67	54	0	1	2	1	\$4,743
Arnau, Adria	30T (2022)	1	4	1	0	0	0	0	68	73	70.75	3	0	1	1	1	\$83,750
Arnold, Sam	CUT	3	6	0	0	0	0	0	74	84	79	46	0	0	0	0	\$7,500
Arthur, Perry	CUT	1	2	0	0	0	0	0	74	77	75.5	7	0	0	0	0	\$1,300
Ashworth, Bruce	CUT	2	4	0	0	0	0	0	72	81	76.25	23	0	0	0	0	\$1,650
Atkins, Al	CUT	4	10	0	0	0	0	0	74	83	76.1	201	0	0	0	0	\$100
Atkins, Fred	CUT	1	2	0	0	0	0	0	82	83	82.5	25	0	0	0	0	\$0
Atkins, Robert	CUT	1	2	0	0	0	0	0	82	87	84.5	29	0	0	0	0	\$250
Atwal, Arjun	CUT	2	4	0	0	0	0	0	73	78	75.5	22	0	0	0	0	\$4,500
Aubrey, Emlyn	24T (1996)	1	4	1	0	0	0	0	68	74	70.75	-5	0	2	2	1	\$21,500
Auld, Hampton	CUT	1	2	0	0	0	0	0	78	78	78	14	0	0	0	0	\$0
Austin, Mike	CUT	1	2	0	0	0	0	0	73	77	75	10	0	0	0	0	\$0
Austin, Woody	2 (2007)	10	36	8	1	1	1	1	67	79	72	36	0	9	15	1	\$974,448
Auterson, Michael	CUT	1	2	0	0	0	0	0	74	75	74.5	9	0	0	0	0	\$3,100
Awtrey, Jim	CUT	1	2	0	0	0	0	0	79	79	79	14	0	0	0	0	\$0
Axley, Eric	CUT	1	2	0	0	0	0	0	75	77	76	12	0	0	0	0	\$2,500
Aycock, Tommy	11T (1974)	8	24	4	0	0	0	0	68	82	74.63	101	0	1	1	1	\$7,733
Azinger, Paul	1 (1993)	23	72	13	2	2	2	2	66	82	72.42	94	0	17	25	4	\$634,267
B																	
Babica, Larry	CUT	1	2	0	0	0	0	0	79	82	80.5	19	0	0	0	0	\$1,000
Backlund, Merle	CUT	6	12	0	0	0	0	0	74	85	81.42	133	0	0	0	0	\$0
Baddeley, Aaron	13T (2008)	8	26	5	0	0	0	0	68	78	72.58	47	0	4	5	2	\$222,270
Bae, Sangmoon	54T (2012)	3	10	2	0	0	0	0	69	78	72.8	12	0	1	3	3	\$38,710
Bailey, Bob	CUT	1	2	0	0	0	0	0	72	75	73.5	5	0	0	0	0	\$0
Bailey, Jeff	CUT	1	2	0	0	0	0	0	84	84	84	24	0	0	0	0	\$1,000
Baird, Briny	22T (2001)	6	22	5	0	0	0	0	67	81	72.59	37	0	6	6	1	\$134,973

PGA CHAMPIONSHIP PLAYER RECORDS

STROKE PLAY (1958 to present)

Player	Best Finish	Years	Rds	Cuts Made	Top 3	Top 5	Top 10	Top 25	Low	High	Avg.	To Par	65<	60s	<Par	Par	\$
Baird, Butch	28T (1966)	6	20	4	0	0	0	0	69	79	73.55	59	0	1	1	3	\$3,893
Baker Jr., Mike	CUT	2	4	0	0	0	0	0	75	80	78	24	0	0	0	0	\$3,750
Baker, Fred	CUT	2	5	0	0	0	0	0	72	80	77.2	106	0	0	0	0	\$0
Baker, Gary	CUT	1	2	0	0	0	0	0	79	83	81	22	0	0	0	0	\$550
Baker, Mike	CUT	1	1	0	0	0	0	0	85	85	85	14	0	0	0	0	\$0
Baker, Peter	CUT	1	2	0	0	0	0	0	71	76	73.5	7	0	0	0	0	\$0
Baker, Ralph	CUT	1	2	0	0	0	0	0	74	78	76	12	0	0	0	0	\$0
Baker-Finch, Ian	34T (1989)	7	22	4	0	0	0	0	68	80	73.68	51	0	2	5	1	\$13,413
Bakich, Ron	75T (1963)	2	6	1	0	0	0	0	73	80	76.67	34	0	0	0	0	\$158
Baldwin, John	CUT	1	2	0	0	0	0	0	76	83	79.5	19	0	0	0	0	\$250
Balin, Danny	CUT	8	16	0	0	0	0	0	72	81	76.44	91	0	0	0	0	\$22,500
Ball, Ernie	33T (1958)	3	11	2	0	0	0	0	72	81	75.36	129	0	0	0	0	\$520
Ballesteros, Seve	5 (1984)	13	42	8	0	1	2	2	66	83	72.45	53	0	6	13	7	\$93,758
Balliett, Gary	CUT	1	2	0	0	0	0	0	79	80	79.5	15	0	0	0	0	\$1,000
Ballo, Mike	CUT	1	2	0	0	0	0	0	76	76	76	8	0	0	0	0	\$0
Ballo, Peter	CUT	1	2	0	0	0	0	0	75	80	77.5	11	0	0	0	0	\$3,200
Baluik, Stan	CUT	1	2	0	0	0	0	0	76	78	77	12	0	0	0	0	\$0
Barbaro, Lou	CUT	2	4	0	0	0	0	0	77	79	78.25	33	0	0	0	0	\$0
Barber, Dave	54T (1979)	7	16	1	0	0	0	0	69	80	75.94	87	0	1	1	0	\$3,821
Barber, Jerry	1 (1961)	22	51	5	2	2	2	2	65	84	76.12	263	1	4	4	1	\$17,570
Barber, Jim	CUT	2	4	0	0	0	0	0	75	88	79	36	0	0	0	0	\$250
Barber, Miller	4T (1971)	15	55	13	0	2	3	3	64	81	72.69	115	1	6	8	8	\$33,150
Barclay, Bill	CUT	1	2	0	0	0	0	0	82	88	85	30	0	0	0	0	\$0
Barkhouse, Paul	CUT	1	2	0	0	0	0	0	75	77	76	10	0	0	0	0	\$303
Bartlow, Craig	CUT	1	2	0	0	0	0	0	70	78	74	4	0	0	1	0	\$2,500
Barnes, Ricky	56T (2011)	2	6	1	0	0	0	0	69	75	72.67	12	0	1	1	0	\$19,100
Barnum, John	16T (1958)	6	20	4	0	0	0	0	66	84	75.1	96	0	2	2	0	\$1,338
Barr, Dave	38T (1985)	9	28	5	0	0	0	0	69	79	73.04	55	0	1	3	4	\$13,565
Barrier, Jerry	CUT	1	2	0	0	0	0	0	77	81	79	18	0	0	0	0	\$0
Barron, Herman	35T (1958)	3	9	1	0	0	0	0	71	83	76	124	0	0	0	0	\$162
Bartoletti, Louis	CUT	1	2	0	0	0	0	0	74	78	76	10	0	0	0	0	\$0
Bartosek, Larry	62 (1958)	2	8	2	0	0	0	0	74	80	77.13	53	0	0	0	0	\$400
Bassett, Richard	72 (1967)	2	6	1	0	0	0	0	69	86	75.67	26	0	1	2	0	\$950
Bassler, Charles	29T (1961)	4	12	1	0	0	0	0	72	79	74.83	198	0	0	0	0	\$525
Bateman, Ahmad	CUT	1	2	0	0	0	0	0	81	83	82	20	0	0	0	0	\$1,300
Bateman, Brian	50T (2007)	2	6	1	0	0	0	0	68	76	72.5	11	0	1	1	0	\$17,236
Baum, Mel	CUT	3	6	0	0	0	0	0	74	81	78	42	0	0	0	0	\$0
Baxter, Rex	68T (1972)	8	19	1	0	0	0	0	73	82	76.63	190	0	0	0	0	\$1,083
Bayer, George	3T (1962)	7	25	5	1	1	1	1	69	80	73.44	152	0	1	1	2	\$5,108
Beach, Alex	CUT	5	10	0	0	0	0	0	71	86	76.7	61	0	0	0	0	\$16,400
Bean, Andy	2 (1980)	14	46	9	3	3	4	4	66	84	72.87	78	0	8	15	5	\$195,824
Beard, Frank	6T (1968)	12	46	11	0	0	3	3	67	80	72.52	88	0	6	13	2	\$28,513
Beattie, Roy	CUT	1	2	0	0	0	0	0	82	82	82	24	0	0	0	0	\$0
Beck, Avery	CUT	2	5	0	0	0	0	0	73	78	75.6	98	0	0	0	0	\$0
Beck, Chip	5T (1990)	14	48	10	0	1	1	1	66	80	72.38	52	0	5	15	5	\$106,784
Beck, Larry	73T (1966)	1	4	1	0	0	0	0	71	79	76	24	0	0	0	0	\$300
Beckman, Cameron	53T (2002)	3	8	1	0	0	0	0	71	79	76	32	0	0	1	0	\$16,743
Beckmann, Richard	CUT	1	2	0	0	0	0	0	77	77	77	14	0	0	0	0	\$0
Beem, Rich	1 (2002)	21	56	7	1	1	1	1	66	82	74.09	173	0	7	9	8	\$1,141,846
Begay III, Notah	8 (2000)	2	6	1	0	0	1	1	66	78	70.67	-4	0	2	4	1	\$147,000
Bekker, Oliver	CUT	1	2	0	0	0	0	0	72	78	75	10	0	0	0	0	\$4,000
Beley, Frank	75T (1963)	3	8	1	0	0	0	0	74	80	76.75	50	0	0	0	0	\$158
Beljan, Carl	CUT	1	2	0	0	0	0	0	78	81	79.5	19	0	0	0	0	\$0
Beljan, Charlie	CUT	1	2	0	0	0	0	0	71	75	73	6	0	0	0	0	\$2,500
Beljan, Willie	CUT	2	5	0	0	0	0	0	75	87	79.4	115	0	0	0	0	\$0
Bell, Jack	CUT	1	2	0	0	0	0	0	76	79	77.5	15	0	0	0	0	\$0
Bellino, George	CUT	7	14	0	0	0	0	0	73	84	77.86	98	0	0	0	0	\$803
Bellizzi, Jimmy	CUT	2	4	0	0	0	0	0	79	85	81	42	0	0	0	0	\$0
Below, Bob	CUT	1	2	0	0	0	0	0	74	76	75	10	0	0	0	0	\$0
Belt, Jerry	CUT	1	2	0	0	0	0	0	75	82	78.5	17	0	0	0	0	\$0
Beman, Deane	36T (1972)	4	16	4	0	0	0	0	71	77	73.81	49	0	0	1	0	\$2,255
Bencriscutto, Mike	CUT	1	2	0	0	0	0	0	76	84	80	20	0	0	0	0	\$0
Benepe, Jim	CUT	1	2	0	0	0	0	0	71	74	72.5	3	0	0	0	1	\$1,000
Bennett, Ray	CUT	1	2	0	0	0	0	0	78	83	80.5	21	0	0	0	0	\$0
Benning, Bob	64T (1968)	2	6	1	0	0	0	0	71	84	77.33	44	0	0	0	0	\$615
Bensel Jr., Frank	CUT	3	6	0	0	0	0	0	76	86	79.5	45	0	0	0	0	\$7,700
Benson, Bob	60T (1975)	2	8	2	0	0	0	0	68	85	75.75	38	0	1	1	0	\$917
Benson, Steve	CUT	4	8	0	0	0	0	0	71	81	77.25	52	0	0	0	1	\$2,853
Bentley, Scott	CUT	1	2	0	0	0	0	0	74	75	74.5	5	0	0	0	0	\$0
Benzel, Ryan	71 (2007)	4	10	1	0	0	0	0	71	83	76.9	61	0	0	0	0	\$20,400
Berberian Jr., Rich	CUT	5	10	0	0	0	0	0	72	79	74.8	46	0	0	0	0	\$15,300
Berger, Daniel	12T (2018)	8	26	5	0	0	0	0	65	80	71.88	35	1	9	9	2	\$445,705
Bermel, John	CUT	2	4	0	0	0	0	0	72	81	76.5	22	0	0	0	0	\$1,300
Bernardi, Sam	55T (1961)	2	6	1	0	0	0	0	72	77	75	30	0	0	0	0	\$225
Berry, Don	64T (2002)	4	10	1	0	0	0	0	71	80	75.1	43	0	0	1	0	\$16,750

PGA CHAMPIONSHIP PLAYER RECORDS

STROKE PLAY (1958 to present)

Player	Best Finish	Years	Rds	Cuts Made	Top 3	Top 5	Top 10	Top 25	Low	High	Avg.	To Par	65<	60s	<Par	Par	\$
Berry, John	44T (1967)	2	7	1	0	0	0	0	70	78	74	90	0	0	1	1	\$501
Bertsch, Justin	CUT	2	4	0	0	0	0	0	73	78	75.75	23	0	0	0	0	\$6,200
Bess, Scott	52T (1988)	5	16	3	0	0	0	0	69	77	73.75	44	0	2	2	0	\$6,208
Besselink, Al	33T (1964)	7	20	3	0	0	0	0	71	83	75.5	106	0	0	0	0	\$1,088
Betley, Bob	47T (1987)	2	6	1	0	0	0	0	72	79	74.67	16	0	0	0	2	\$3,400
Bettencourt, Matt	CUT	1	2	0	0	0	0	0	72	74	73	2	0	0	0	1	\$2,500
Bezuidenhout, Christiaan	30T (2021)	3	8	1	0	0	0	0	70	77	72.25	10	0	0	2	2	\$66,850
Biagetti, Leo	CUT	4	10	0	0	0	0	0	70	82	76.9	207	0	0	0	1	\$100
Biamon, Miguel	CUT	1	2	0	0	0	0	0	76	82	79	18	0	0	0	0	\$0
Biancalana, Roy	71 (2004)	1	4	1	0	0	0	0	72	79	74.75	11	0	0	0	1	\$11,900
Bickerton, John	CUT	1	2	0	0	0	0	0	73	74	73.5	3	0	0	0	0	\$2,500
Bies, Don	7T (1967)	12	42	9	0	0	2	2	64	79	72.93	95	1	5	8	6	\$18,851
Biggy, Paul	CUT	3	6	0	0	0	0	0	76	83	79.5	55	0	0	0	0	\$0
Bingaman, Brandon	CUT	1	2	0	0	0	0	0	75	78	76.5	13	0	0	0	0	\$4,000
Bisconti, Gregory	74 (2009)	3	8	1	0	0	0	0	70	82	76.25	38	0	0	1	1	\$18,600
Bisdorf, Bill	20T (1967)	10	30	5	0	0	0	0	69	80	74.43	113	0	1	2	3	\$3,517
Bizik, Vince	CUT	2	4	0	0	0	0										

PGA CHAMPIONSHIP PLAYER RECORDS

STROKE PLAY (1958 to present)

Player	Best Finish	Years	Rds	Cuts Made	Top 3	Top 5	Top 10	Top 25	Low	High	Avg.	To Par	65<	60s	<Par	Par	\$
Bratzler, Bob	CUT	1	2	0	0	0	0	0	73	77	75	10	0	0	0	0	\$0
Breaux, Jerry	60T (1973)	2	6	1	0	0	0	0	72	79	75.5	27	0	0	0	0	\$663
Brehm, Ryan	CUT	1	2	0	0	0	0	0	73	76	74.5	9	0	0	0	0	\$4,000
Brewer, Gay	7T (1972)	13	48	11	0	0	2	2	66	80	72.79	110	0	3	6	4	\$20,034
Brier, Markus	CUT	1	2	0	0	0	0	0	69	77	73	6	0	1	1	0	\$2,500
Briggs, Eldon	CUT	2	4	0	0	0	0	0	74	78	76.5	26	0	0	0	0	\$0
Briggs, MacK	CUT	1	2	0	0	0	0	0	78	82	80	20	0	0	0	0	\$0
Brigham, Don	CUT	2	4	0	0	0	0	0	77	83	79.75	33	0	0	0	0	\$2,000
Brion, Stan	22T (1974)	1	4	1	0	0	0	0	70	74	71.5	6	0	0	0	1	\$2,183
Brisky, Mike	14T (1996)	2	6	1	0	0	0	0	69	75	71.67	2	0	2	3	1	\$40,300
Britton, Bill	4 (1990)	7	22	4	0	1	1	1	67	78	73.23	39	0	1	7	3	\$95,910
Broadhurst, Paul	CUT	3	6	0	0	0	0	0	70	76	73.83	19	0	0	0	1	\$6,900
Broberg, Kristoffer	CUT	1	2	0	0	0	0	0	72	74	73	6	0	0	0	0	\$3,000
Broce, Jamie	CUT	2	4	0	0	0	0	0	72	79	75.75	19	0	0	0	0	\$5,500
Brodell, Bill	CUT	1	2	0	0	0	0	0	75	79	77	12	0	0	0	0	\$1,000
Brooks, Mark	1 (1996)	27	66	6	1	1	1	1	67	84	74.14	195	0	7	12	4	\$564,631
Brosch, Al	59T (1958)	3	8	1	0	0	0	0	74	81	77.25	58	0	0	0	0	\$100
Brown, Billy Ray	40T (1992)	5	14	2	0	0	0	0	69	79	74.14	38	0	1	1	0	\$10,600
Brown, Charles	CUT	1	2	0	0	0	0	0	79	81	80	20	0	0	0	0	\$0
Brown, Francis	CUT	1	2	0	0	0	0	0	77	78	77.5	15	0	0	0	0	\$0
Brown, Joe	CUT	4	9	0	0	0	0	0	74	81	76.22	126	0	0	0	0	\$0
Brown, Jouett	CUT	4	8	0	0	0	0	0	72	80	77.13	125	0	0	0	0	\$100
Brown, Ken	24T (1987)	3	10	2	0	0	0	0	72	80	74.1	27	0	0	0	0	\$8,525
Brown, Mark	CUT	6	12	0	0	0	0	0	71	86	76.83	70	0	0	1	0	\$14,500
Brown, Mark	24T (2008)	1	4	1	0	0	0	0	69	77	72.25	9	0	2	2	0	\$57,000
Brown, Pete	33T (1964)	4	13	3	0	0	0	0	70	82	73.92	39	0	0	2	2	\$1,607
Brown, Samuel	13T (2017)	4	14	3	0	0	0	0	68	75	71.64	15	0	2	5	1	\$206,475
Browne, Olin	46T (2006)	5	18	4	0	0	0	0	66	76	72.5	29	0	1	1	3	\$40,385
Browning, Jim	62T (1964)	4	11	1	0	0	0	0	71	80	76.36	140	0	0	0	0	\$220
Brue, Bob	12T (1973)	6	16	2	0	0	0	0	70	82	75.13	68	0	0	2	1	\$4,817
Bruno, Bob	66T (1973)	2	6	1	0	0	0	0	71	78	74.83	21	0	0	0	1	\$360
Bruno, George	CUT	1	2	0	0	0	0	0	78	82	80	20	0	0	0	0	\$0
Bryan, George	CUT	1	2	0	0	0	0	0	76	77	76.5	9	0	0	0	0	\$1,750
Bryan, Wesley	CUT	1	2	0	0	0	0	0	74	78	76	10	0	0	0	0	\$3,000
Bryant, Bart	32T (2007)	4	10	1	0	0	0	0	70	77	73.3	29	0	0	0	3	\$41,750
Bryant, Brad	48T (1992)	11	30	4	0	0	0	0	70	80	73.9	89	0	0	2	6	\$12,755
Buck, George	CUT	1	2	0	0	0	0	0	74	80	77	14	0	0	0	0	\$0
Buckle, Andrew	CUT	1	2	0	0	0	0	0	73	73	73	2	0	0	0	0	\$2,500
Bucklin, Ed	CUT	1	2	0	0	0	0	0	79	85	82	24	0	0	0	0	\$0
Buckman, Brent	CUT	1	2	0	0	0	0	0	78	79	78.5	13	0	0	0	0	\$0
Bull, Dick	CUT	1	2	0	0	0	0	0	77	84	80.5	17	0	0	0	0	\$0
Bull, Steve	CUT	6	12	0	0	0	0	0	72	80	76.83	144	0	0	0	0	\$0
Bulla, Johnny	57T (1961)	8	21	2	0	0	0	0	73	80	75.76	181	0	0	0	0	\$525
Bunker, Craig	CUT	1	2	0	0	0	0	0	79	80	79.5	19	0	0	0	0	\$350
Burgoon, Bronson	48T (2019)	1	4	1	0	0	0	0	66	75	72	8	0	1	1	0	\$26,250
Burke Jr., Jack	4 (1958)	15	58	14	0	1	2	2	69	79	73.31	164	0	3	4	5	\$11,706
Burke, Ed	44T (1958)	3	9	1	0	0	0	0	72	81	75.56	120	0	0	0	0	\$200
Burke, Jim	CUT	1	2	0	0	0	0	0	75	78	76.5	13	0	0	0	0	\$0
Burke, Michael Jr.	CUT	6	12	0	0	0	0	0	73	79	76	62	0	0	0	0	\$5,100
Burke, Patrick	31T (1996)	1	4	1	0	0	0	0	69	73	71.25	-3	0	1	2	1	\$13,000
Burke, Tom	CUT	1	2	0	0	0	0	0	74	79	76.5	11	0	0	0	0	\$0
Burkemo, Walter	14 (1961)	13	40	7	0	0	0	0	66	83	73.88	141	0	2	2	2	\$5,928
Burmester, Dean	59T (2021)	2	6	1	0	0	0	0	69	78	73.67	14	0	1	1	0	\$25,400
Burnette, Ken	CUT	1	2	0	0	0	0	0	76	77	76.5	13	0	0	0	0	\$0
Burns, Bob	67 (2003)	1	4	1	0	0	0	0	70	82	75	20	0	0	0	1	\$11,600
Burns, George	19T (1977, 1978)	12	36	6	0	0	0	0	67	83	73.53	99	0	3	6	0	\$16,853
Burns, Sam	20T (2022)	3	8	2	0	0	0	0	67	74	70.75	6	0	2	2	1	\$259,450
Burton, Kevin	71T (1993)	4	10	1	0	0	0	0	69	80	75.9	51	0	1	1	0	\$9,013
Bury, Dick	64 (1970)	3	9	1	0	0	0	0	73	78	75.44	119	0	0	0	0	\$500
Butler, Leon	64 (1961)	2	6	1	0	0	0	0	72	84	76.67	40	0	0	0	0	\$225
Buzzini, George	CUT	1	2	0	0	0	0	0	77	78	77.5	15	0	0	0	0	\$0
Byman, Bob	21T (1979)	2	8	2	0	0	0	0	69	82	73.75	30	0	2	2	0	\$3,950
Byrd, Jonathan	20T (2006)	7	16	1	0	0	0	0	68	82	74.25	52	0	2	2	1	\$85,250
Byrum, Curt	14T (1987)	4	14	3	0	0	0	0	66	87	74	34	0	2	3	3	\$17,083
Byrum, Tom	9 (1997)	6	20	4	0	0	1	1	69	79	72.7	32	0	1	3	4	\$127,014
C																	
Cabrera Bello, Rafael	10T (2018)	9	28	5	0	0	1	1	64	81	71.96	41	1	8	9	5	\$384,035
Cabrera, Angel	19T (2000)	15	42	7	0	0	0	0	67	82	73.5	98	0	3	8	6	\$232,020
Cadle, George	15T (1977)	6	24	6	0	0	0	0	68	78	73.42	62	0	2	4	1	\$10,456
Cairns, Brian	CUT	3	6	0	0	0	0	0	75	85	81	58	0	0	0	0	\$8,000
Calabria, John	CUT	3	6	0	0	0	0	0	74	83	78.33	46	0	0	0	0	\$2,150
Calcavecchia, Mark	4T (2001)	21	69	14	0	1	2	2	65	80	72.52	106	1	11	20	5	\$551,210
Caldwell, Rex	3 (1979)	8	28	7	1	1	1	1	66	79	72.29	45	0	4	8	4	\$37,506
Call, Matt	CUT	1	2	0	0	0	0	0	76	81	78.5	17	0	0	0	0	\$2,500
Campbell, Chad	2 (2003)	9	32	7	1	1	1	1	65	78	72.19	34	1	4	9	3	\$844,043

PGA CHAMPIONSHIP PLAYER RECORDS

STROKE PLAY (1958 to present)

Player	Best Finish	Years	Rds	Cuts Made	Top 3	Top 5	Top 10	Top 25	Low	High	Avg.	To Par	65<	60s	<Par	Par	\$
Campbell, Doug	CUT	1	2	0	0	0	0	0	76	78	77	14	0	0	0	0	\$500
Campbell, Gary	CUT	1	2	0	0	0	0	0	87	94	90.5	37	0	0	0	0	\$250
Campbell, Joe	27T (1962)	6	18	3	0	0	0	0	70	80	74.5	69	0	0	0	1	\$1,314
Campbell, Ken	CUT	1	2	0	0	0	0	0	76	82	79	18	0	0	0	0	\$0
Campbell, Michael	6T (2005)	12	36	6	0	0	1	1	65	84	73.5	90	1	6	9	3	\$335,060
Campillo, Jorge	CUT	3	6	0	0	0	0	0	73	80	76	36	0	0	0	0	\$9,300
Camplin, Todd	CUT	1	2	0	0	0	0	0	79	82	80.5	21	0	0	0	0	\$2,500
Canizares, Jose Maria	CUT	1	2	0	0	0	0	0	72	81	76.5	11	0	0	0	0	\$1,000
Canter, Laurie	48T (2022)	1	4	1	0	0	0	0	70	74	71.5	6	0	0	0	2	\$32,146
Cantlay, Patrick	3T (2019)	6	22	5	1	1	1	1	66	76	70.86	7	0	7	8	3	\$837,908
Capello, Joe	CUT	1	2	0	0	0	0	0	79	83	81	22	0	0	0	0	\$0
Caporale, Mike	CUT	1	2	0	0	0	0	0	78	82	80	16	0	0	0	0	\$1,300
Capps, Billy	54T (1965)	5	13	1	0	0	0	0	74	84	77.54	160	0	0	0	0	\$403
Cardenas, Joe	67T (1968)	4	10	1	0	0	0	0	73	81	77.6	70	0	0	0	0	\$365
Carley, Ross	CUT	1	2	0	0	0	0	0	77	79	78	14	0	0	0	0	\$0
Carmen, Bob	CUT	1	3	0	0	0	0	0	73	79	76	88	0	0	0	0	\$0
Carmichael, Sam	14T (1967)	5	16	3	0	0	0	0	69								

PGA CHAMPIONSHIP PLAYER RECORDS

STROKE PLAY (1958 to present)

Player	Best Finish	Years	Rds	Cuts Made	Top 3	Top 5	Top 10	Top 25	Low	High	Avg.	To Par	65<	60s	<Par	Par	\$
Coetzee, George	7T (2015)	6	16	2	0	0	1	1	65	79	72.44	21	1	4	5	0	\$323,700
Coghill, Gene	CUT	4	10	0	0	0	0	0	73	80	76	198	0	0	0	0	\$0
Colbert, Jim	12T (1973)	17	58	12	0	0	0	0	66	80	73.05	138	0	5	8	5	\$25,302
Coldwater, Cleve	CUT	1	2	0	0	0	0	0	75	78	76.5	11	0	0	0	0	\$0
Cole, Bobby	3T (1974)	5	20	5	1	1	1	1	68	79	72.55	35	0	3	4	1	\$17,038
Cole, Chris	CUT	1	2	0	0	0	0	0	80	83	81.5	23	0	0	0	0	\$500
Cole, Clayton	69T (1976)	3	10	2	0	0	0	0	69	79	75.4	54	0	1	1	0	\$771
Collet, Tyler	CUT	2	4	0	0	0	0	0	71	88	80	36	0	0	0	0	\$7,200
Collett, Don	CUT	1	2	0	0	0	0	0	78	82	80	20	0	0	0	0	\$0
Collins, Bill	12T (1960)	10	33	7	0	0	0	0	70	83	74.67	135	0	0	0	3	\$3,922
Collins, El	CUT	1	2	0	0	0	0	0	74	78	76	8	0	0	0	0	\$0
Collins, Ross	CUT	1	3	0	0	0	0	0	75	77	76	88	0	0	0	0	\$0
Collins, Tim	CUT	6	12	0	0	0	0	0	72	86	76.25	63	0	0	0	1	\$4,150
Colsaerts, Nicolas	CUT	4	8	0	0	0	0	0	71	78	74.13	27	0	0	0	0	\$11,000
Coltart, Andrew	37T (2001)	4	16	4	0	0	0	0	67	80	72.5	24	0	1	4	3	\$44,364
Combs, Michael	CUT	1	2	0	0	0	0	0	79	79	79	18	0	0	0	0	\$2,000
Compton, Erik	CUT	1	2	0	0	0	0	0	71	73	72	2	0	0	0	1	\$2,500
Congdon, Charles	59T (1963)	1	4	1	0	0	0	0	70	79	74.5	14	0	0	1	0	\$275
Conley, John	CUT	1	2	0	0	0	0	0	81	82	81.5	23	0	0	0	0	\$0
Conner, Frank	23T (1979)	4	12	2	0	0	0	0	69	79	73.08	33	0	1	1	2	\$6,550
Connors, Corey	17T (2021)	4	12	2	0	0	0	0	67	76	72.75	25	0	2	2	0	\$195,300
Connor, Joe	CUT	2	5	0	0	0	0	0	73	81	76.4	102	0	0	0	0	\$0
Conrad, Joe	44T (1964)	3	10	2	0	0	0	0	69	80	74.6	46	0	1	1	0	\$703
Consolver, Tex	CUT	1	2	0	0	0	0	0	82	84	83	24	0	0	0	0	\$0
Coody, Charles	4 (1977)	15	50	10	0	1	4	4	67	79	72.84	114	0	8	13	4	\$36,758
Cook, Austin	50T (2018)	1	4	1	0	0	0	0	67	72	69.5	-2	0	2	2	1	\$24,833
Cook, Benjamin	44T (2021)	3	8	1	0	0	0	0	69	77	73.13	17	0	1	1	1	\$37,500
Cook, John	2T (1992)	17	58	12	1	2	4	4	66	79	71.78	49	0	13	16	10	\$358,065
Cook, John H.	44T (1964)	10	27	3	0	0	0	0	69	81	76.11	219	0	1	1	1	\$1,044
Cook, Lawrence	CUT	1	2	0	0	0	0	0	77	79	78	16	0	0	0	0	\$0
Coon, Ross	54 (1970)	4	12	2	0	0	0	0	72	81	75.75	67	0	0	0	0	\$769
Cooper, Pete	15T (1960)	9	32	7	0	0	0	0	68	78	73.53	99	0	2	4	2	\$3,965
Corcoran, Rob	CUT	1	2	0	0	0	0	0	76	77	76.5	11	0	0	0	0	\$2,500
Coscina, Dennis	73T (1979)	3	8	1	0	0	0	0	70	83	76.63	49	0	0	0	1	\$1,000
Coston, Jeff	72 (2004)	4	10	1	0	0	0	0	68	79	75.1	39	0	1	1	0	\$18,800
Couch, Chris	CUT	1	2	0	0	0	0	0	71	74	72.5	1	0	0	1	0	\$2,500
Counter, Gene	CUT	1	2	0	0	0	0	0	79	80	79.5	19	0	0	0	0	\$0
Couples, Fred	2 (1990)	25	88	19	2	2	3	3	65	80	71.75	64	1	19	28	12	\$432,297
Courtney, Charles	22T (1971)	5	18	4	0	0	0	0	70	78	73.72	49	0	0	2	2	\$3,004
Crampton, Bruce	2 (1973, 1975)	15	60	15	3	3	4	4	63	77	72.15	97	2	9	15	4	\$74,004
Crane, Ben	9T (2004)	9	29	6	0	0	1	1	66	80	72.62	47	0	4	7	3	\$279,829
Cranford, Jeffrey	CUT	1	2	0	0	0	0	0	75	77	76	8	0	0	0	0	\$2,500
Crawford, Larry	CUT	1	2	0	0	0	0	0	81	81	81	18	0	0	0	0	\$0
Crawford, Richard	20T (1967)	7	24	5	0	0	0	0	67	80	74.17	84	0	1	1	2	\$4,449
Crenshaw, Ben	2 (1979)	26	86	18	1	1	6	6	66	83	72.59	147	0	15	22	12	\$205,260
Crow, Bob	CUT	3	5	0	0	0	0	0	75	81	77.4	37	0	0	0	0	\$0
Crowley, Bob	38T (1959)	8	26	4	0	0	0	0	70	80	75	264	0	0	0	1	\$1,068
Cullins, Guy	CUT	1	2	0	0	0	0	0	74	79	76.5	13	0	0	0	0	\$350
Cupit, Buster	8T (1958)	7	24	5	0	0	1	1	69	80	73.54	83	0	1	1	5	\$3,545
Cupit, Jacky	6T (1966)	8	28	6	0	0	2	2	69	77	72.93	134	0	2	5	2	\$11,739
Curt, Rod	20T (1980)	5	18	4	0	0	0	0	69	77	72.83	47	0	1	2	1	\$7,900
Curran, Jon	33T (2016)	1	4	1	0	0	0	0	69	70	69.25	-3	0	3	3	1	\$45,289
Currie, Gaylord	CUT	1	2	0	0	0	0	0	79	85	82	24	0	0	0	0	\$0
Curtis, Ben	2T (2008)	10	32	6	1	1	1	1	67	78	72.34	43	0	6	6	4	\$926,415
D																	
Dachsen, Chris	CUT	1	2	0	0	0	0	0	81	84	82.5	21	0	0	0	0	\$1,000
Dahl, Corky	67T (1971)	4	10	1	0	0	0	0	69	87	78	68	0	1	1	0	\$258
Dahl, John	CUT	1	2	0	0	0	0	0	77	79	78	12	0	0	0	0	\$1,000
Dahmen, Joel	10T (2020)	4	14	3	0	0	1	1	67	79	71.93	19	0	4	5	1	\$297,848
Dalrymple, John	CUT	4	8	0	0	0	0	0	76	82	79.5	74	0	0	0	0	\$0
Daly, John	1 (1991)	29	70	7	1	1	1	1	66	86	74.19	231	0	9	11	4	\$446,092
Dalziel, Doug	CUT	2	4	0	0	0	0	0	73	82	78.25	31	0	0	0	0	\$803
Dame, "Woody"	CUT	3	6	0	0	0	0	0	73	78	76.67	34	0	0	0	0	\$903
Damron, Robert	66T (2001)	4	12	2	0	0	0	0	68	81	73.5	34	0	1	2	1	\$21,900
Data, Joe	CUT	1	2	0	0	0	0	0	77	77	77	14	0	0	0	0	\$0
Davies, Rhys	62T (2010)	1	4	1	0	0	0	0	71	75	73	4	0	0	2	0	\$14,717
Davis, Brian	13T (2004)	7	20	3	0	0	0	0	69	87	73.15	39	0	5	8	1	\$226,398
Davis, Cameron	48T (2022)	2	8	2	0	0	0	0	69	78	72.63	13	0	1	1	2	\$53,546
Davis, James	CUT	1	2	0	0	0	0	0	79	84	81.5	23	0	0	0	0	\$0
Davis, Mike	CUT	1	2	0	0	0	0	0	75	81	78	16	0	0	0	0	\$350
Davis, Rodger	52T (1988)	4	10	1	0	0	0	0	69	81	75.3	39	0	1	2	0	\$4,093
Davis, Scott	CUT	2	4	0	0	0	0	0	72	81	75.75	15	0	0	0	1	\$2,750
Dawson, Marco	75 (1996)	1	4	1	0	0	0	0	69	76	73.5	6	0	1	1	0	\$3,700
Day, Glen	15T (1994)	8	24	4	0	0	0	0	68	76	71.88	23	0	3	8	5	\$67,489
Day, Jason	1 (2015)	13	48	11	2	3	6	6	65	80	69.9	-41	3	24	27	4	\$4,312,639

PGA CHAMPIONSHIP PLAYER RECORDS

STROKE PLAY (1958 to present)

Player	Best Finish	Years	Rds	Cuts Made	Top 3	Top 5	Top 10	Top 25	Low	High	Avg.	To Par	65<	60s	<Par	Par	\$
de Jonge, Brendon	26T (2011)	6	24	6	0	0	0	0	66	78	71.67	12	0	3	8	3	\$175,715
De La Torre, Manuel	17T (1963)	11	36	6	0	0	0	0	70	80	74.61	288	0	0	1	2	\$3,203
De Massey, Mike	CUT	1	1	1	0	0	0	0	75	75	75	5	0	0	0	0	\$0
Dean, Brad	CUT	1	2	0	0	0	0	0	84	86	85	30	0	0	0	0	\$2,500
Deane, Stuart	CUT	3	6	0	0	0	0	0	71	84	78.17	45	0	0	0	1	\$8,600
Dear, Terry	CUT	1	2	0	0	0	0	0	74	83	78.5	13	0	0	0	0	\$0
Deaton, Thomas	CUT	1	2	0	0	0	0	0	83	85	84	28	0	0	0	0	\$0
Debaufre, Tim	41T (1968)	1	4	1	0	0	0	0	72	75	73.25	13	0	0	0	0	\$586
DeChambeau, Bryson	4T (2020)	5	16	3	0	1	1	1	66	77	70.94	3	0	3	5	5	\$499,550
Deck, William	CUT	1	2	0	0	0	0	0	76	78	77	12	0	0	0	0	\$0
Dee, Harry	CUT	1	2	0	0	0	0	0	76	77	76.5	13	0	0	0	0	\$0
DeForest, John	CUT	2	4	0	0	0	0	0	74	79	76.5	22	0	0	0	0	\$1,300
Defrancesco, Wayne	71T (1995)	5	11	1	0	0	0	0	69	82	75.82	52	0	1	1	0	\$10,913
DeLaet, Graham	7T (2017)	3	10	2	0	0	1	1	68	76	70.1	-7	0	5	7	1	\$447,889
Delsing, Jay	63T (1990)	3	8	1	0	0	0	0	70	82	74.88	25	0	0	1	0	\$2,400
Demane, Dick	CUT	3	7	0	0	0	0	0	74	83	77.57	123	0	0	0	0	\$0
DeMao, Ron	CUT	1	2														

PGA CHAMPIONSHIP PLAYER RECORDS

STROKE PLAY (1958 to present)

Player	Best Finish	Years	Rds	Cuts Made	Top 3	Top 5	Top 10	Top 25	Low	High	Avg.	To Par	65<	60s	<Par	Par	\$
Duval, David	10T (1999, 2001)	11	31	5	0	0	2	2	66	81	72.77	52	0	4	9	6	\$272,942
Dyson, Simon	6T (2007)	5	16	3	0	0	1	1	64	80	71.88	18	1	3	5	1	\$388,050
E																	
Earnest, Paul	CUT	1	2	0	0	0	0	0	82	85	83.5	27	0	0	0	0	\$1,500
Eastwood, Bob	30T (1980)	7	20	3	0	0	0	0	67	79	74.1	70	0	2	3	0	\$9,600
Edfors, Johan	39T (2011)	4	10	1	0	0	0	0	70	83	74.8	40	0	0	0	2	\$37,750
Edwards, Danny	20T (1983)	10	36	8	0	0	0	0	67	80	73.11	78	0	4	7	4	\$18,931
Edwards, David	14T (1987)	13	48	11	0	0	0	0	68	79	72.29	54	0	7	14	10	\$78,020
Edwards, Jerry	CUT	1	2	0	0	0	0	0	72	80	76	12	0	0	0	0	\$0
Edwards, Joel	39T (2002)	3	10	2	0	0	0	0	68	77	73.5	17	0	1	2	1	\$25,150
Eger, David	CUT	1	2	0	0	0	0	0	74	77	75.5	9	0	0	0	0	\$303
Eggers, Bill	CUT	3	7	0	0	0	0	0	73	80	76.71	117	0	0	0	0	\$0
Eichelberger, Dave	35T (1971)	8	24	4	0	0	0	0	70	81	74.5	92	0	0	1	2	\$4,341
Elder, Lee	11T (1974)	13	44	9	0	0	0	0	68	78	73.05	112	0	4	6	6	\$20,283
Elizondo, Juan	CUT	1	2	0	0	0	0	0	83	87	85	26	0	0	0	0	\$0
Elkington, Steve	1 (1995)	19	65	14	4	5	6	6	64	78	71.34	23	1	20	27	7	\$1,724,631
Elliott Jr, John	CUT	2	4	0	0	0	0	0	72	77	75.25	15	0	0	0	1	\$2,000
Elliott, Bob	CUT	1	2	0	0	0	0	0	74	78	76	10	0	0	0	0	\$1,000
Elliott, Jamie	CUT	1	2	0	0	0	0	0	79	87	83	22	0	0	0	0	\$2,000
Ellis, Wes	5T (1961)	9	32	7	0	1	2	2	68	81	72.75	72	0	3	6	4	\$10,553
Ellsworth, Bob	CUT	1	2	0	0	0	0	0	80	81	80.5	19	0	0	0	0	\$0
Els, Ernie	3 (2007)	25	88	19	2	4	6	6	65	80	71.32	26	2	24	35	13	\$2,107,974
Emery, Clare	28T (1959)	7	20	3	0	0	0	0	69	82	76.05	111	0	1	1	0	\$1,011
Emery, Larry	CUT	3	6	0	0	0	0	0	74	79	76.33	32	0	0	0	0	\$3,000
English, Harris	19T (2020)	6	22	5	0	0	0	0	66	76	71.5	15	0	7	8	2	\$218,150
English, Sean	CUT	1	2	0	0	0	0	0	75	84	79.5	15	0	0	0	0	\$2,000
Epperson, N.	CUT	1	2	0	0	0	0	0	83	85	84	28	0	0	0	0	\$0
Epps, Charlie	CUT	2	4	0	0	0	0	0	77	78	77.75	25	0	0	0	0	\$2,000
Erdmann, Scott	CUT	1	2	0	0	0	0	0	80	81	80.5	21	0	0	0	0	\$2,500
Erickson, Bob	58T (1966)	3	11	2	0	0	0	0	71	80	75.27	120	0	0	0	1	\$640
Ernst, Derek	CUT	1	2	0	0	0	0	0	72	76	74	8	0	0	0	0	\$2,500
Erskine, Randy	CUT	1	2	0	0	0	0	0	72	75	73.5	7	0	0	0	0	\$350
Esposito, Emil	CUT	2	4	0	0	0	0	0	79	87	83.5	50	0	0	0	0	\$1,350
Esposito, Frank Jr.	CUT	2	4	0	0	0	0	0	71	83	77.5	28	0	0	0	0	\$5,000
Esposito, Lou	CUT	1	2	0	0	0	0	0	76	81	78.5	17	0	0	0	0	\$0
Essig, Don	CUT	1	2	0	0	0	0	0	79	87	83	26	0	0	0	0	\$0
Estes, Bob	6T (1993, 1995, 1999)	16	52	10	0	0	3	3	65	81	72.46	76	1	14	16	3	\$348,050
Estes, Jim	CUT	1	2	0	0	0	0	0	76	79	77.5	15	0	0	0	0	\$2,500
Evans, Barry	CUT	2	4	0	0	0	0	0	76	81	79	28	0	0	0	0	\$4,500
Evans, Chick	37T (1966)	3	10	2	0	0	0	0	73	79	75.1	43	0	0	0	0	\$917
Evans, Gary	51T (2003)	1	4	1	0	0	0	0	71	76	73.75	15	0	0	0	0	\$13,320
Evans, Max	CUT	1	3	0	0	0	0	0	73	81	76.33	89	0	0	0	0	\$0
Evans, Tony	CUT	1	2	0	0	0	0	0	75	78	76.5	13	0	0	0	0	\$0
Evenson, Mark	CUT	1	2	0	0	0	0	0	80	82	81	18	0	0	0	0	\$2,000
Every, Matt	71 (2012)	4	10	1	0	0	0	0	71	82	75.1	37	0	0	0	1	\$22,900
Ezinicki, Bill	40T (1958)	5	17	3	0	0	0	0	67	83	75.29	156	0	1	1	2	\$560
F																	
Fabel, Brad	28T (1987)	3	12	3	0	0	0	0	68	78	73.58	31	0	1	1	0	\$16,833
Faber, Reynolds	CUT	1	2	0	0	0	0	0	83	84	83.5	25	0	0	0	0	\$0
Fairfield, Don	22T (1961)	5	16	3	0	0	0	0	70	78	73.56	126	0	0	0	3	\$1,343
Fairfield, Jeff	CUT	1	2	0	0	0	0	0	77	81	79	16	0	0	0	0	\$0
Faldo, Nick	2T (1992)	22	82	19	2	4	5	5	66	80	71.87	49	0	21	34	6	\$489,731
Famula, Eddie	CUT	2	4	0	0	0	0	0	76	79	77.25	27	0	0	0	0	\$0
Farina, James	CUT	2	4	0	0	0	0	0	74	83	79.25	37	0	0	0	0	\$0
Farlow, Charles	CUT	1	3	0	0	0	0	0	73	78	75.33	86	0	0	0	0	\$100
Farrell, Billy	11T (1967)	7	26	6	0	0	0	0	69	78	73	62	0	1	2	3	\$6,837
Farren, Sean	CUT	2	4	0	0	0	0	0	74	81	77.5	26	0	0	0	0	\$4,000
Farrow, Greg	CUT	1	2	0	0	0	0	0	74	78	76	8	0	0	0	0	\$0
Fasth, Niclas	10T (2003)	8	26	5	0	0	1	1	66	79	72.73	55	0	4	5	3	\$225,288
Faxon, Brad	5 (1995)	22	68	12	0	1	1	1	63	82	72.51	89	2	12	23	10	\$423,261
Fazio, George	25T (1958)	3	10	2	0	0	0	0	69	78	74.3	43	0	1	1	0	\$625
Feenstra, Tim	CUT	1	2	0	0	0	0	0	77	81	79	18	0	0	0	0	\$4,000
Feherty, David	7T (1991)	2	6	1	0	0	1	1	68	75	72.33	4	0	1	3	0	\$38,000
Fehr, Rick	18T (1992)	7	20	3	0	0	0	0	69	82	73.5	46	0	1	4	2	\$33,560
Felker, Mike	CUT	1	2	0	0	0	0	0	77	80	78.5	17	0	0	0	0	\$350
Felus, John	CUT	2	4	0	0	0	0	0	72	81	76	20	0	0	0	1	\$0
Feminelli, Al	53T (1959)	2	6	1	0	0	0	0	70	78	74.33	26	0	0	0	1	\$200
Fergus, Keith	4T (1981)	8	28	6	0	1	1	1	68	77	72.36	48	0	3	5	5	\$30,270
Fernandez-Castaño, Gonzalo	32T (2009)	6	20	4	0	0	0	0	67	78	72.8	24	0	1	5	3	\$119,021
Ferranti, Phil	66T (1977)	2	6	1	0	0	0	0	73	81	77	34	0	0	0	0	\$488
Ferree, Jim	28T (1964)	8	23	3	0	0	0	0	70	81	74.43	237	0	0	0	1	\$1,820
Ferrell, Gene	CUT	4	8	0	0	0	0	0	73	81	77.75	58	0	0	0	0	\$1,200
Ferrie, Kenneth	CUT	1	2	0	0	0	0	0	70	78	74	4	0	0	1	0	\$2,500
Ferriell, James	66T (1977)	3	8	1	0	0	0	0	71	84	78.88	59	0	0	1	0	\$1,038
Ferrier, Jim	2 (1960)	14	43	8	1	1	2	2	66	84	74.58	177	0	2	3	0	\$10,331

PGA CHAMPIONSHIP PLAYER RECORDS

STROKE PLAY (1958 to present)

Player	Best Finish	Years	Rds	Cuts Made	Top 3	Top 5	Top 10	Top 25	Low	High	Avg.	To Par	65<	60s	<Par	Par	\$
Fetchick, Mike	23T (1964)	6	18	3	0	0	0	0	66	81	75.17	83	0	1	1	0	\$1,505
Fezler, Forrest	32T (1974)	5	16	3	0	0	0	0	68	79	74.63	70	0	1	1	0	\$2,447
Fieger, Gene	CUT	4	8	0	0	0	0	0	73	81	76.38	43	0	0	0	0	\$3,500
Filbert, Andrew	CUT	1	2	0	0	0	0	0	82	84	83	26	0	0	0	0	\$3,100
Finau, Tony	4T (2020)	8	30	7	0	1	3	3	66	79	70.67	0	0	12	16</		

PGA CHAMPIONSHIP PLAYER RECORDS

STROKE PLAY (1958 to present)

Player	Best Finish	Years	Rds	Cuts Made	Top 3	Top 5	Top 10	Top 25	Low	High	Avg.	To Par	65<	60s	<Par	Par	\$
Galeski, John	CUT	1	3	0	0	0	0	0	72	78	75	85	0	0	0	0	\$0
Gallacher, Stephen	18T (2010)	6	16	2	0	0	0	0	68	79	73.44	41	0	3	5	2	\$110,433
Gallagher Jr., Jim	2T (1992)	8	26	5	2	2	2	2	64	82	71.92	12	1	6	8	5	\$229,467
Galletta, Mal	73 (1976)	2	8	2	0	0	0	0	72	84	76.63	49	0	0	0	0	\$810
Galloway, Bob	63T (1974)	7	15	1	0	0	0	0	71	82	77.07	98	0	0	0	1	\$1,224
Gamez, Robert	14T (2003)	9	26	4	0	0	0	0	67	82	74.23	78	0	2	4	3	\$121,316
Gant, Gary	CUT	2	4	0	0	0	0	0	79	83	81.25	41	0	0	0	0	\$1,650
Gantz, Ivan	CUT	2	3	0	0	0	0	0	78	84	81.33	34	0	0	0	0	\$0
Gantz, Jim	59T (1958)	1	4	1	0	0	0	0	75	79	76.5	26	0	0	0	0	\$100
Garcia, Sergio	2 (1999)	24	68	10	3	3	4	4	66	78	71.76	54	0	18	25	5	\$1,837,120
Gardner, Buddy	6T (1985)	8	26	5	0	0	1	1	67	80	73.35	55	0	1	6	2	\$40,645
Gardner, Mark	CUT	1	2	0	0	0	0	0	80	81	80.5	17	0	0	0	0	\$1,000
Garnett, Brice	50T (2018)	1	4	1	0	0	0	0	68	71	69.5	-2	0	2	2	1	\$24,833
Garrett, Bill	56T (1971)	2	6	1	0	0	0	0	72	75	74.17	17	0	0	0	1	\$258
Garrett, Wright	CUT	1	2	0	0	0	0	0	76	79	77.5	11	0	0	0	0	\$0
Garrido, Ignacio	41T (1997)	3	8	1	0	0	0	0	70	76	73.25	26	0	0	0	1	\$11,875
Garrigus, Robert	21T (2012)	3	12	3	0	0	0	0	67	76	71.58	11	0	3	3	2	\$147,167
Garvin, Buzz	CUT	1	2	0	0	0	0	0	79	82	80.5	19	0	0	0	0	\$0
Gauntt, Jim	CUT	1	2	0	0	0	0	0	78	83	80.5	17	0	0	0	0	\$0
Gaus, Robert	CUT	5	10	0	0	0	0	0	72	87	77.6	68	0	0	0	0	\$11,000
Gay, Brian	20T (2008)	11	35	7	0	0	0	0	67	81	73.63	99	0	3	6	3	\$210,499
Geddes, Mark	CUT	1	2	0	0	0	0	0	75	81	78	12	0	0	0	0	\$3,200
Geiberger, Al	1 (1966)	23	78	16	1	3	6	6	66	81	72.72	160	0	11	16	11	\$71,630
Geiberger, Brent	71T (1998)	4	10	1	0	0	0	0	70	79	74.9	41	0	0	0	2	\$11,200
Gentile, John	CUT	2	4	0	0	0	0	0	74	79	76	22	0	0	0	0	\$1,350
George, Ernie	CUT	3	6	0	0	0	0	0	75	81	78.67	42	0	0	0	0	\$0
George, Gene	CUT	1	2	0	0	0	0	0	76	76	76	10	0	0	0	0	\$0
Gerardi, Henry	CUT	1	2	0	0	0	0	0	79	81	80	20	0	0	0	0	\$0
Gerlak, Alex	CUT	1	2	0	0	0	0	0	81	86	83.5	27	0	0	0	0	\$0
Gers, Chris	CUT	2	4	0	0	0	0	0	72	79	76	18	0	0	0	1	\$0
Ghezzi, Victor	49T (1965)	11	24	4	0	0	0	0	69	84	76.04	138	0	1	1	0	\$789
Gibb, Judd	CUT	1	2	0	0	0	0	0	77	84	80.5	21	0	0	0	0	\$3,100
Gibbons, Robert	CUT	1	2	0	0	0	0	0	77	78	77.5	11	0	0	0	0	\$1,000
Gibson, Andy	CUT	1	2	0	0	0	0	0	78	81	79.5	19	0	0	0	0	\$0
Gibson, Kelly	CUT	1	2	0	0	0	0	0	74	76	75	10	0	0	0	0	\$1,300
Giese, Bill	CUT	1	2	0	0	0	0	0	74	82	78	16	0	0	0	0	\$0
Gilbert, Gibby	5T (1979)	15	52	11	0	1	2	2	66	80	73.06	133	0	7	10	3	\$36,320
Gilbert, Larry	73 (1983)	13	30	2	0	0	0	0	69	84	76.37	165	0	1	1	2	\$7,533
Gilder, Bob	4T (1981)	16	62	15	0	2	4	4	66	84	72.42	88	0	13	17	8	\$146,432
Gilford, David	44T (1994)	2	6	1	0	0	0	0	69	75	72.67	14	0	1	1	0	\$5,200
Gill, Mike	CUT	1	2	0	0	0	0	0	77	81	79	14	0	0	0	0	\$2,000
Gilliland, Hunt	CUT	1	2	0	0	0	0	0	82	83	82.5	21	0	0	0	0	\$1,000
Gillis, Tom	CUT	1	2	0	0	0	0	0	72	76	74	8	0	0	0	0	\$2,500
Gilmore, Mike	CUT	2	4	0	0	0	0	0	74	78	76	16	0	0	0	0	\$3,750
Gilmore, Robbie M.	CUT	2	4	0	0	0	0	0	77	81	79	34	0	0	0	0	\$1,650
Ginsberg, Roger	CUT	2	4	0	0	0	0	0	75	79	77	24	0	0	0	0	\$1,350
Glasson, Bill	13T (1998)	8	22	4	0	0	0	0	68	83	73.18	51	0	4	5	2	\$79,131
Glenz, David	74T (1985)	6	16	2	0	0	0	0	72	84	76.88	94	0	0	0	0	\$5,250
Glover, Lucas	5 (2009)	12	36	6	0	1	1	1	66	80	72.72	70	0	5	10	4	\$669,229
Glover, Randy	CUT	5	9	0	0	0	0	0	73	79	76.56	59	0	0	0	0	\$750
Glover, Russell	CUT	1	2	0	0	0	0	0	73	81	77	12	0	0	0	0	\$303
Goalby, Bob	2 (1962)	15	54	12	1	2	4	4	67	80	73	132	0	6	12	3	\$23,422
Godwin, John	CUT	2	4	0	0	0	0	0	73	79	75.75	19	0	0	0	0	\$1,000
Goetz, Bob	CUT	1	2	0	0	0	0	0	75	78	76.5	9	0	0	0	0	\$0
Goetz, Dick	CUT	4	8	0	0	0	0	0	73	87	79.25	70	0	0	0	0	\$1,750
Goff, Rudy	CUT	4	8	0	0	0	0	0	76	84	79.13	67	0	0	0	0	\$0
Gogel, Matt	17T (2004)	2	8	2	0	0	0	0	69	83	73.38	11	0	1	3	1	\$87,607
Goggin, Mathew	CUT	2	4	0	0	0	0	0	69	81	76.25	21	0	1	1	0	\$5,000
Goin, Ted	CUT	2	4	0	0	0	0	0	80	87	83	44	0	0	0	0	\$2,000
Gómez, Fabián	CUT	2	4	0	0	0	0	0	73	79	76.25	21	0	0	0	0	\$6,000
Gonzalez, Ernie	CUT	1	2	0	0	0	0	0	76	77	76.5	9	0	0	0	0	\$1,000
Gonzalez, Ricardo	10T (2002)	3	8	1	0	0	1	1	71	83	74.63	25	0	0	2	0	\$114,714
Gooch, Talor	20T (2022)	3	10	2	0	0	0	0	68	78	71.5	7	0	2	4	1	\$225,650
Goodell, Ray	CUT	3	7	0	0	0	0	0	74	82	77.71	124	0	0	0	0	\$0
Goosen, Retief	6T (2005)	15	49	10	0	0	1	1	66	79	72.43	71	0	9	13	6	\$473,968
Goosie, J.C.	27T (1963)	4	12	2	0	0	0	0	68	77	73.92	43	0	1	1	0	\$877
Gore, Jason	62T (2006)	1	4	1	0	0	0	0	70	77	73.75	7	0	0	1	0	\$13,425
Gosiewski, David	CUT	1	2	0	0	0	0	0	77	88	82.5	21	0	0	0	0	\$1,000
Gossett, David	CUT	2	4	0	0	0	0	0	71	78	73.25	9	0	0	0	1	\$4,000
Gove, Mike	CUT	2	4	0	0	0	0	0	72	86	77.25	25	0	0	0	0	\$1,000
Goydos, Paul	29T (1997)	8	28	6	0	0	0	0	69	80	73.04	57	0	1	5	4	\$109,488
Graboski, Ray	CUT	1	2	0	0	0	0	0	77	87	82	22	0	0	0	0	\$0
Grace, Branden	3 (2015)	10	30	5	1	2	2	2	64	79	71.03	5	1	10	14	3	\$1,243,475
Grady, Wayne	1 (1990)	14	42	7	1	1	1	1	67	82	73.24	84	0	5	13	8	\$266,241
Gragg, Steve	CUT	1	2	0	0	0	0	0	79	82	80.5	21	0	0	0	0	\$0

PGA CHAMPIONSHIP PLAYER RECORDS

STROKE PLAY (1958 to present)

Player	Best Finish	Years	Rds	Cuts Made	Top 3	Top 5	Top 10	Top 25	Low	High	Avg.	To Par	65<	60s	<Par	Par	\$
Graham, Bonnie	CUT	1	2	0	0	0	0	0	79	84	81.5	23	0	0	0	0	\$0
Graham, David	1 (1979)	22	70	13	1	2	4	4	65	81	72.96	147	1	12	18	9	\$131,805
Graham, Lou	6T (1977)	15	50	10	0	0	3	3	68	80	72.74	113	0	4	9	7	\$28,236
Grant, Bob	CUT	2	5	0	0	0	0	0	75	82	78.8	114	0	0	0	0	\$0
Grant, Wally	CUT	1	2	0	0	0	0	0	77	81	79	18	0	0	0	0	\$0
Gray, Quinton	CUT	1	2	0	0	0	0	0	75	82	78.5	17	0	0	0	0	\$250
Gray, Thomas	CUT	2	4	0	0	0	0	0	75	79	77.5	28	0	0	0	0	\$1,000
Green, Hubert	1 (1985)	24	77	15	2	2	2	2	66	83	73.04	163	0	10	15	9	\$175,063
Green, Ken	16T (1991)	7	18	2	0	0	0	0	68	84	74.39	53	0	1	2	2	\$24,900
Green, Nathan	23T (2007)	3	12	3	0	0	0	0	67	76	72.83	18	0	2	4	1	\$81,083
Green, Richard	37T (2006)	6	20	4	0	0	0	0	68	79	73.5	54	0	2	2	3	\$90,000
Greene, Bert	3 (1969)	4	16	4	1	1	1	1	68	82	73.5	44	0	3	3	2	\$13,400
Greer, Joe	51T (1960)	2	6	1	0	0	0	0	72	79	75.17	31	0	0	0	0	\$200
Gregory, Greg	CUT	1	2	0	0	0	0	0	76	77	76.5	11	0	0	0	0	\$3,000
Greiner, Otto	CUT	2	5	0	0	0	0	0	72	79	76.2	101	0	0	0	0	\$0
Gribble, Cody	63T (2017)	1	4	1	0	0	0	0	72	75	73.2						

PGA CHAMPIONSHIP PLAYER RECORDS

STROKE PLAY (1958 to present)

Player	Best Finish	Years	Rds	Cuts Made	Top 3	Top 5	Top 10	Top 25	Low	High	Avg.	To Par	65<	60s	<Par	Par	\$
Harding, Justin	54T (2019)	3	10	2	0	0	0	0	70	75	72.3	23	0	0	0	2	\$50,200
Harman, Brian	13T (2017)	8	26	5	0	0	0	0	68	78	71.92	34	0	7	7	3	\$304,945
Harmon, Claude	38T (1959)	4	14	3	0	0	0	0	72	78	74.21	59	0	0	0	0	\$660
Harmon, Craig	CUT	1	2	0	0	0	0	0	80	89	84.5	29	0	0	0	0	\$500
Harned, Frank	55T (1960)	4	10	1	0	0	0	0	72	83	76.8	64	0	0	0	0	\$200
Harney, Paul	7T (1962)	9	36	9	0	0	1	1	69	78	72.53	75	0	3	3	4	\$10,853
Harper, Chandler	CUT	5	10	1	0	0	0	0	73	80	76	29	0	0	0	0	\$0
Harper, Lee	CUT	1	2	0	0	0	0	0	72	77	74.5	9	0	0	0	0	\$650
Harrigan, Mike	CUT	1	2	0	0	0	0	0	78	85	81.5	21	0	0	0	0	\$1,000
Harrington, Padraig	1 (2008)	23	68	11	1	2	3	3	65	79	72.49	105	1	13	19	7	\$2,440,050
Harris, Art	CUT	3	7	0	0	0	0	0	75	84	78.57	130	0	0	0	0	\$0
Harris, Bob	32T (1960)	3	8	1	0	0	0	0	71	79	75.88	47	0	0	0	0	\$247
Harris, Labron	64T (1971)	4	12	2	0	0	0	0	72	80	75	50	0	0	0	1	\$708
Harris, Labron Sr.	CUT	2	4	0	0	0	0	0	74	79	76.5	26	0	0	0	0	\$0
Harrison, Bob	CUT	1	2	0	0	0	0	0	75	81	78	16	0	0	0	0	\$0
Harrison, E.J.	49T (1963)	1	4	1	0	0	0	0	73	75	73.75	11	0	0	0	0	\$335
Harston, Buddy	CUT	1	2	0	0	0	0	0	76	83	79.5	15	0	0	0	0	\$2,000
Hart, Chuck	CUT	3	6	0	0	0	0	0	78	85	79.83	57	0	0	0	0	\$0
Hart, Dick	17T (1963)	10	33	6	0	0	0	0	66	85	74.24	190	0	2	2	2	\$4,109
Hart, Dudley	6T (1993)	11	30	5	0	0	2	2	66	82	72.5	57	0	6	6	4	\$270,978
Hart, Jeff	CUT	1	2	0	0	0	0	0	77	77	77	14	0	0	0	0	\$3,100
Hart, Jim	CUT	1	2	0	0	0	0	0	75	80	77.5	15	0	0	0	0	\$0
Harter, Charles	CUT	3	7	0	0	0	0	0	75	81	77.57	121	0	0	0	0	\$0
Hartmann, Rick	CUT	1	2	0	0	0	0	0	73	79	76	8	0	0	0	0	\$2,000
Harvey, Sam	CUT	1	2	0	0	0	0	0	77	80	78.5	17	0	0	0	0	\$0
Harwood, Mike	CUT	2	4	0	0	0	0	0	73	85	78	26	0	0	0	0	\$0
Hatalsky, Morris	14T (1990)	10	34	7	0	0	0	0	68	81	73.82	92	0	4	5	3	\$31,225
Hatch, Terry	CUT	1	2	0	0	0	0	0	81	84	82.5	25	0	0	0	0	\$2,000
Hatton, Tyrrell	10T (2016, 2018)	8	28	6	0	0	2	2	64	77	70.64	0	1	10	12	3	\$897,685
Haviland, Paul	33T (1964)	2	6	1	0	0	0	0	68	79	74.33	26	0	1	1	0	\$663
Havret, Grégory	CUT	1	2	0	0	0	0	0	74	75	74.5	9	0	0	0	0	\$2,500
Hawkins, Fred	10T (1960)	5	19	4	0	0	1	1	69	79	72.74	122	0	3	3	1	\$3,895
Hayes, Bob	CUT	1	2	0	0	0	0	0	74	81	77.5	15	0	0	0	0	\$0
Hayes, Furman	56T (1964)	3	10	2	0	0	0	0	71	80	75.1	47	0	0	0	1	\$500
Hayes, J.P.	19T (2000)	4	14	3	0	0	0	0	68	78	73.36	23	0	4	4	0	\$75,850
Hayes, Mark	15T (1976)	11	36	7	0	0	0	0	67	81	73.06	92	0	5	5	2	\$17,396
Haynes, James Clifton	CUT	1	1	0	0	0	0	0	83	83	83	13	0	0	0	0	\$0
Head, Gary	CUT	2	4	0	0	0	0	0	74	81	78.25	31	0	0	0	0	\$1,000
Headings, Don	CUT	2	4	0	0	0	0	0	76	81	78.5	34	0	0	0	0	\$0
Heafner, Vance	11T (1981)	4	14	3	0	0	0	0	68	80	72.43	28	0	2	2	3	\$10,662
Heard, Jerry	7T (1972)	7	28	7	0	0	2	2	69	81	72.82	63	0	2	4	6	\$16,403
Hearn, David	47T (2013)	3	8	1	0	0	0	0	66	76	72.25	12	0	1	2	0	\$24,375
Hebert, Benjamin	CUT	1	2	0	0	0	0	0	71	75	73	6	0	0	0	0	\$3,100
Hebert, Jay	1 (1960)	16	51	9	1	2	3	3	67	83	73.65	232	0	5	5	5	\$20,847
Hebert, Lionel	14T (1967)	21	58	9	0	0	0	0	69	80	74.47	235	0	2	6	3	\$7,425
Hebert, Scott	CUT	5	10	0	0	0	0	0	72	83	76.8	58	0	0	0	1	\$13,000
Heckel, Steve	CUT	1	2	0	0	0	0	0	76	79	77.5	11	0	0	0	0	\$1,000
Hedblom, Peter	CUT	1	2	0	0	0	0	0	76	80	78	16	0	0	0	0	\$2,500
Heinen, Mike	CUT	2	4	0	0	0	0	0	70	75	73.25	11	0	0	1	0	\$0
Heinlein, Bill	60 (1961)	2	7	1	0	0	0	0	69	81	76.29	114	0	1	1	0	\$225
Heins, Bobby	77T (1983)	3	8	1	0	0	0	0	73	78	75.63	35	0	0	0	0	\$3,500
Helminen, Ryan	CUT	3	6	0	0	0	0	0	71	76	72.5	9	0	0	0	2	\$8,500
Helwig, Russell	CUT	1	2	0	0	0	0	0	77	79	78	16	0	0	0	0	\$650
Hend, Scott	42T (2016)	2	6	1	0	0	0	0	68	76	71	4	0	2	2	1	\$33,143
Hendricks, Bob	CUT	1	2	0	0	0	0	0	81	82	81.5	23	0	0	0	0	\$0
Hendricks, John	CUT	1	2	0	0	0	0	0	80	83	81.5	19	0	0	0	0	\$0
Hendrickson, Dick	35T (1973)	3	8	1	0	0	0	0	70	85	75	36	0	0	0	1	\$1,704
Henke, Nolan	6T (1993)	7	22	4	0	0	1	1	67	77	72.09	16	0	4	8	1	\$71,413
Henley, Russell	12T (2015)	9	32	7	0	0	0	0	65	78	71.34	21	1	10	13	4	\$400,795
Henning, Harold	44T (1969)	2	8	2	0	0	0	0	70	76	73.13	21	0	0	1	0	\$1,048
Henninger, Brian	46T (2000)	4	14	3	0	0	0	0	65	78	72.71	28	1	2	4	1	\$21,438
Henry, Bunky	11T (1969)	1	4	1	0	0	0	0	68	76	70.75	-1	0	2	3	0	\$3,544
Henry, J.J.	40T (2013)	9	30	6	0	0	0	0	68	80	73.33	60	0	2	5	2	\$127,580
Hensby, Mark	59T (2005)	2	8	2	0	0	0	0	69	77	73	16	0	2	2	1	\$25,493
Hensley, Geoff	CUT	2	4	0	0	0	0	0	76	82	78.75	31	0	0	0	0	\$1,303
Hepler, Denny	70T (1991)	4	10	1	0	0	0	0	71	79	75.5	43	0	0	1	0	\$2,225
Herbert, Lucas	13T (2022)	4	14	3	0	0	0	0	68	77	72.29	24	0	2	2	4	\$295,450
Herman, Jim	44T (2017)	4	12	2	0	0	0	0	69	78	73	28	0	2	2	0	\$57,175
Herron, Tim	13T (1997)	12	36	6	0	0	0	0	67	80	73.11	80	0	6	7	3	\$291,700
Hickok, Darrell	CUT	3	5	0	0	0	0	0	72	85	79.4	41	0	0	0	1	\$0
Hickok, Kramer	69T (2022)	1	4	1	0	0	0	0	71	75	72.75	11	0	0	0	0	\$24,625
Hickson, John	CUT	1	2	0	0	0	0	0	76	84	80	20	0	0	0	0	\$1,300
Higashi, Satoshi	78T (1996)	1	4	1	0	0	0	0	72	80	74.25	9	0	0	0	2	\$3,613
Higgins, Doug Jr	40T (1963)	1	4	1	0	0	0	0	70	75	73.25	9	0	0	1	0	\$410
Higgins, Jack	CUT	1	3	0	0	0	0	0	75	78	76.33	89	0	0	0	0	\$0

PGA CHAMPIONSHIP PLAYER RECORDS

STROKE PLAY (1958 to present)

Player	Best Finish	Years	Rds	Cuts Made	Top 3	Top 5	Top 10	Top 25	Low	High	Avg.	To Par	65<	60s	<Par	Par	\$
Higgo, Garrick	64T (2021)	2	6	1	0	0	0	0	69	78	74.33	18	0	1	1	0	\$24,200
Higgs, Harry	4T (2021)	2	6	1	0	1	1	1	70	74	71.83	3	0	0	2	1	\$466,250
Hill, Bob	52T (1964)	7	17	1	0	0	0	0	70	82	76.12	166	0	0	0	1	\$419
Hill, Dave	3T (1974)	15	53	12	1	1	3	3	66	79	72.72	167	0	11	14	0	\$36,938
Hill, Mike	11T (1974)	9	32	7	0	0	0	0	68	80	72.84	77	0	3	4	5	\$17,409
Hill, Ray	CUT	2	4	0	0	0	0	0	79	84	81	44	0	0	0	0	\$0
Hines, Jimmy	CUT	1	2	0	0	0	0	0	74	79	76.5	13	0	0	0	0	\$0
Hinkle, Lon	3T (1980)	10	40	10	1	1	2	2	68	89	73.4	100	0	5	7	7	\$41,269
Hinson, Larry	4T (1970)	7	28	7	0	1	1	1	68	77	72.04	41	0	4	8	2	\$21,289
Hiratsuka, Tetsuji	CUT	3	6	0	0	0	0	0	72	80	75	22	0	0	0	0	\$7,000
Hiskey, Babe	41T (1971)	4	14	3	0	0	0	0	69	78	73.86	42	0	1	1	2	\$1,728
Hixon, Doug	CUT	1	2	0	0	0	0	0	78	80	79	16	0	0	0	0	\$0
Hixon, Harvey	CUT	1	2	0	0	0	0	0	77	78	77.5	15	0	0	0	0	\$0
Hjertstedt, Gabriel	16T (1999)	2	6	1	0	0	0	0	70	78	73.5	13	0	0	1	2	\$50,100
Ho, S.K.	55T (2004)	3	8	1	0	0	0	0	72	79	74.75	26	0	0	0	1	\$17,700
Hoch, Scott	3T (1987)	24															

PGA CHAMPIONSHIP PLAYER RECORDS

STROKE PLAY (1958 to present)

Player	Best Finish	Years	Rds	Cuts Made	Top 3	Top 5	Top 10	Top 25	Low	High	Avg.	To Par	65<	60s	<Par	Par	\$
Imada, Ryuji	CUT	4	8	0	0	0	0	0	71	80	76.13	45	0	0	0	0	\$10,000
Imahira, Shugo	CUT	2	4	0	0	0	0	0	69	74	72	8	0	1	1	0	\$6,200
Immelman, Trevor	6T (2007)	9	32	7	0	0	1	1	66	77	71.91	33	0	6	10	6	\$573,607
Inamori, Yuki	CUT	1	2	0	0	0	0	0	72	76	74	8	0	0	0	0	\$4,000
Inglis, Colin	CUT	1	2	0	0	0	0	0	77	78	77.5	15	0	0	0	0	\$4,000
Ingraham, Stu	31T (1993)	6	16	2	0	0	0	0	69	81	74.06	37	0	2	3	2	\$15,170
Inman, Joe	11 (1978)	9	30	6	0	0	0	0	67	80	72.63	59	0	5	5	1	\$23,507
Inman, John	58T (1988)	2	8	2	0	0	0	0	69	76	72.75	18	0	1	1	1	\$4,590
Inman, Walker	43T (1966)	6	14	1	0	0	0	0	71	82	77.36	97	0	0	0	0	\$846
Irwin, Hale	5T (1975)	26	100	24	0	1	3	3	65	78	72.11	123	1	19	28	11	\$177,276
Isaacs, Jack	49T (1958)	3	8	1	0	0	0	0	74	79	75.88	45	0	0	0	0	\$100
Ishee, Nic	CUT	1	2	0	0	0	0	0	75	78	76.5	13	0	0	0	0	\$4,000
Ishii, David	38T (1988)	2	6	1	0	0	0	0	69	82	74.83	21	0	1	1	1	\$4,211
Ishikawa, Ryo	29T (2013)	7	20	3	0	0	0	0	69	85	73.4	46	0	2	3	3	\$90,725
Israelson, Bill	CUT	1	2	0	0	0	0	0	72	76	74	4	0	0	0	1	\$1,300
Iverson, Don	6T (1973)	2	8	2	0	0	1	1	67	81	73.5	24	0	1	2	0	\$7,762
Iwata, Hiroshi	21T (2015)	1	4	1	0	0	0	0	63	77	70.25	-7	1	1	3	0	\$97,667
Izawa, Toshi	18T (2003)	4	14	3	0	0	0	0	69	78	72.79	19	0	1	2	2	\$106,993
Jacklin, Tony	25T (1969)	5	18	4	0	0	0	0	70	79	73.28	43	0	0	3	2	\$3,465
Jackson, Jeff	CUT	1	2	0	0	0	0	0	73	79	76	8	0	0	0	0	\$1,000
Jackson, John	72 (1987)	7	18	2	0	0	0	0	68	84	75.94	91	0	1	1	1	\$6,500
Jacobs, John	CUT	1	1	0	0	0	0	0	87	87	87	17	0	0	0	0	\$2,000
Jacobs, Tommy	8T (1963)	12	36	5	0	0	1	1	68	81	74.33	280	0	1	3	2	\$4,755
Jacobsen, Peter	3 (1983, 1986)	18	68	16	2	2	4	4	65	84	71.74	54	1	11	21	12	\$202,927
Jacobson, Earl	41T (1968)	1	4	1	0	0	0	0	72	74	73.25	13	0	0	0	0	\$586
Jacobson, Freddie	17T (2004)	10	32	6	0	0	0	0	69	77	72.53	57	0	2	6	4	\$245,507
Jacques, Raphael	CUT	4	8	0	0	0	0	0	68	78	73.88	23	0	1	1	1	\$9,500
Jaekel, Barry	42T (1982, 1983)	7	22	4	0	0	0	0	67	81	73.73	70	0	3	3	0	\$7,128
Jaidee, Thongchai	36T (2009)	11	28	3	0	0	0	0	69	80	74.21	90	0	2	4	3	\$88,061
Jamerson, Faber	CUT	1	2	0	0	0	0	0	77	78	77.5	15	0	0	0	0	\$2,500
James, Mark	31T (1999)	6	16	2	0	0	0	0	67	79	73.44	33	0	1	2	1	\$27,463
Jamieson, Jim	2T (1972)	4	13	3	1	1	2	2	69	81	72	14	0	1	2	7	\$29,953
Jamieson, Scott	29T (2013)	1	4	1	0	0	0	0	69	72	70.5	2	0	1	1	1	\$48,500
Janewattananond, Jazz	14T (2019)	3	8	1	0	0	0	0	67	80	73	20	0	2	2	1	\$197,965
Jans, Carl	CUT	1	2	0	0	0	0	0	84	87	85.5	31	0	0	0	0	\$0
Janson, Lynn	35T (1979)	7	16	1	0	0	0	0	71	80	74.94	69	0	0	0	1	\$6,650
January, Don	1 (1967)	21	75	16	3	4	7	7	66	82	72.09	195	0	13	18	10	\$93,130
Janzen, Lee	4 (1997)	13	44	9	0	1	2	2	65	77	71.64	32	1	8	17	4	\$333,293
Janwor, Casmer	CUT	1	2	0	0	0	0	0	78	79	78.5	17	0	0	0	0	\$0
Jenkins, Tom	17T (1974)	6	22	5	0	0	0	0	69	80	73.64	68	0	1	1	1	\$6,863
Jertson, Marty	82 (2019)	5	12	1	0	0	0	0	69	84	76.67	76	0	1	1	0	\$29,600
Jetter, Rick	CUT	3	6	0	0	0	0	0	78	87	82	68	0	0	0	0	\$0
Jewell, Vince	CUT	1	2	0	0	0	0	0	78	85	81.5	23	0	0	0	0	\$2,500
Jimenez, David	CUT	4	8	0	0	0	0	0	74	85	77.5	58	0	0	0	0	\$1,150
Jimenez, Joe	65T (1970)	6	14	1	0	0	0	0	73	81	77.36	99	0	0	0	0	\$1,203
Jiménez, Miguel Angel	10T (1999)	17	56	11	0	0	1	1	65	78	72.39	64	1	9	23	1	\$369,377
Jobe, Brandt	16T (1999)	4	12	2	0	0	0	0	68	78	72.17	14	0	4	5	1	\$74,100
Johansson, Per-Ulrik	8T (1996)	5	18	4	0	0	1	1	66	78	71.56	12	0	6	6	2	\$92,980
Johnson, Chip	CUT	1	2	0	0	0	0	0	72	74	73	6	0	0	0	0	\$2,000
Johnson, Clayton	CUT	3	7	0	0	0	0	0	73	81	77.29	117	0	0	0	0	\$0
Johnson, Drue	CUT	3	6	0	0	0	0	0	74	84	77.83	39	0	0	0	0	\$2,000
Johnson, Dustin	2 (2019)	13	44	9	2	3	6	6	65	79	70.59	-14	2	19	24	2	\$3,344,042
Johnson, Eugene	CUT	1	2	0	0	0	0	0	80	82	81	20	0	0	0	0	\$0
Johnson, George	54T (1975)	2	6	1	0	0	0	0	73	78	75	30	0	0	0	0	\$429
Johnson, Gordon	CUT	1	2	0	0	0	0	0	75	79	77	12	0	0	0	0	\$0
Johnson, Gunnard	CUT	1	2	0	0	0	0	0	76	82	79	18	0	0	0	0	\$0
Johnson, Howie	19T (1969)	5	18	4	0	0	0	0	68	78	73.33	46	0	1	3	0	\$4,208
Johnson, Jimmy	62T (1964)	3	10	1	0	0	0	0	71	82	75.5	195	0	0	0	0	\$220
Johnson, Richard S.	CUT	3	6	0	0	0	0	0	73	79	75.33	28	0	0	0	0	\$7,000
Johnson, Zach	3T (2010)	19	62	12	1	1	3	3	66	79	71.84	62	0	12	20	9	\$1,176,101
Johnson, Zach J.	CUT	2	4	0	0	0	0	0	69	82	76.5	26	0	1	1	0	\$6,200
Johnston, Al	CUT	1	3	0	0	0	0	0	75	78	76.33	89	0	0	0	0	\$100
Johnston, Andrew	60T (2016)	2	5	1	0	0	0	0	69	78	71.8	8	0	1	1	1	\$23,000
Johnston, Bill	8T (1963)	8	23	3	0	0	1	1	71	80	74.57	165	0	0	0	2	\$2,515
Johnston, Ralph	77 (1972)	1	4	1	0	0	0	0	74	89	78.25	33	0	0	0	0	\$333
Johnstone, Tony	CUT	3	6	0	0	0	0	0	70	80	74.83	25	0	0	1	0	\$0
Jones, Brendan	24T (2009)	6	14	1	0	0	0	0	70	79	75.29	58	0	0	2	1	\$65,713
Jones, Brett	CUT	1	2	0	0	0	0	0	75	78	76.5	9	0	0	0	0	\$3,000
Jones, Gordon	20T (1965)	3	10	2	0	0	0	0	71	81	75.1	47	0	0	0	1	\$1,850
Jones, Gregg	CUT	6	12	0	0	0	0	0	70	83	75.42	53	0	0	2	0	\$4,000
Jones, Grier	16T (1978)	10	34	7	0	0	0	0	70	80	73.44	93	0	0	1	6	\$9,905
Jones, Jack	CUT	1	2	0	0	0	0	0	80	84	82	24	0	0	0	0	\$0
Jones, Jared	CUT	1	2	0	0	0	0	0	78	79	78.5	17	0	0	0	0	\$4,000
Jones, Jerry	CUT	1	2	0	0	0	0	0	88	90	89	36	0	0	0	0	\$303

PGA CHAMPIONSHIP PLAYER RECORDS

STROKE PLAY (1958 to present)

Player	Best Finish	Years	Rds	Cuts Made	Top 3	Top 5	Top 10	Top 25	Low	High	Avg.	To Par	65<	60s	<Par	Par	\$
Jones, John P.	CUT	1	2	0	0	0	0	0	75	77	76	10	0	0	0	0	\$0
Jones, Matt	21T (2015)	8	26	5	0	0	0	0	65	77	71.88	25	1	6	6	3	\$237,292
Jones, Steve	9T (1988)	8	26	5	0	0	1	1	68	81	72.81	33	0	4	8	3	\$79,415
Jordan, Pete	76T (1997)	1	4	1	0	0	0	0	70	76	74.25	17	0	0	0	1	\$3,675
Joseph, Eddie	CUT	1	3	0	0	0	0	0	73	80	76.67	90	0	0	0	0	\$0
Joyce, Mike	73T (1973)	1	4	1	0	0	0	0	73	79	75.75	19	0	0	0	0	\$360
Joyce, Tom	CUT	4	8	0	0	0	0	0	74	80	77.75	58	0	0	0	0	\$600
Kaewkanjana, Sodom	CUT	1	2	0	0	0	0	0	72	75	73.5	7	0	0	0	0	\$4,000
Kaiser, Bill	CUT	1	3	0	0	0	0	0	75	79	77	91	0	0	0	0	\$0
Kallam, Mike	CUT	2	4	0	0	0	0	0	74	79	76.75	19	0	0	0	0	\$1,000
Kaloustian, Tony	CUT	1	2	0	0	0	0	0	74	79	76.5	13	0	0	0	0	\$350
Kamm, Brian	70 (1995)	1	4	1	0	0	0	0	66	78	72.25	5	0	1	1	1	\$3,200
Kanaya, Takumi	CUT	2	4	0	0	0	0	0	75	86	78.5	30	0	0	0	0	\$7,200
Kane, Jim	66T (1992)	2	8	2	0	0	0	0	71	80	74.5	24	0	0	2	0	\$15,300
Kaneko, Yoshinori	71T (1997)	1	4	1	0	0	0	0	72	76	73.75	15	0	0	0	0	\$3,875
Kang, Sung	7 (2019)	3	12	3	0	0	1	1	68	76	71.5	14	0				

PGA CHAMPIONSHIP PLAYER RECORDS

STROKE PLAY (1958 to present)

Player	Best Finish	Years	Rds	Cuts Made	Top 3	Top 5	Top 10	Top 25	Low	High	Avg.	To Par	65<	60s	<Par	Par	\$
Kisner, Kevin	7T (2017)	8	24	4	0	0	1	1	64	77	70.88	9	2	10	10	2	\$773,547
Kitayama, Kurt	51T (2020)	3	10	2	0	0	0	0	68	77	72.6	22	0	2	2	1	\$47,400
Kite, Tom	4T (1981, 1988)	28	102	23	0	3	6	6	66	79	71.93	103	0	17	25	18	\$361,825
Kizzire, Patton	49T (2016)	4	12	2	0	0	0	0	68	78	71.67	20	0	4	4	1	\$55,150
Kjeldsen, Søren	6T (2009)	6	16	2	0	0	1	1	65	78	72.5	22	1	2	4	2	\$289,414
Klein, Bob	CUT	2	4	0	0	0	0	0	77	82	79.5	32	0	0	0	0	\$2,000
Klein, Chuck	49T (1958)	2	7	1	0	0	0	0	69	81	74.86	104	0	1	1	0	\$100
Klein, Don	CUT	3	6	0	0	0	0	0	76	83	79.67	52	0	0	0	0	\$0
Klinchcock, Joseph	CUT	1	2	0	0	0	0	0	77	79	78	12	0	0	0	0	\$2,000
Kneece, Harold	CUT	1	2	0	0	0	0	0	76	82	79	18	0	0	0	0	\$0
Knicey, Darrell	CUT	1	2	0	0	0	0	0	77	82	79.5	19	0	0	0	0	\$0
Knight, Dick	46T (1960)	1	4	1	0	0	0	0	73	76	74.5	18	0	0	0	0	\$200
Knight, Dwaine	CUT	1	2	0	0	0	0	0	73	79	76	10	0	0	0	0	\$0
Knoll, Alex	CUT	1	2	0	0	0	0	0	77	80	78.5	17	0	0	0	0	\$3,100
Knost, Colt	70T (2016)	1	4	1	0	0	0	0	68	73	70.75	3	0	2	2	0	\$17,900
Knox, Kenny	4 (1991)	6	16	2	0	1	2	2	67	80	73.5	32	0	4	6	0	\$99,500
Knox, Russell	22T (2016)	7	18	2	0	0	0	0	67	77	71.44	18	0	5	7	2	\$139,665
Knudson, George	20T (1965)	9	32	7	0	0	0	0	67	79	73.66	101	0	3	4	2	\$5,133
Koch, Gary	10T (1979)	11	36	7	0	0	1	1	65	83	73.86	103	1	3	5	3	\$21,183
Koch, Greg	CUT	1	2	0	0	0	0	0	76	77	76.5	9	0	0	0	0	\$3,200
Kodaira, Satoshi	48T (2017)	3	10	2	0	0	0	0	67	76	71.8	14	0	3	3	1	\$50,317
Koehler, Arnold	CUT	3	6	0	0	0	0	0	76	86	77.67	44	0	0	0	0	\$0
Koepka, Brooks	1 (2018, 2019)	10	40	10	3	5	5	5	63	77	69.53	-43	3	21	23	4	\$6,188,764
Kok, Johan	CUT	4	8	0	0	0	0	0	67	78	74.75	32	0	1	1	0	\$11,600
Kokrak, Jason	19T (2018)	9	30	6	0	0	0	0	67	78	71.5	31	0	7	10	5	\$335,300
Korhonen, Mikko	CUT	2	4	0	0	0	0	0	68	75	72.75	11	0	1	1	0	\$6,200
Kotlarczyk, Joe	CUT	2	5	0	0	0	0	0	70	78	75.6	98	0	0	0	1	\$0
Kozak, Bill	CUT	1	2	0	0	0	0	0	79	80	79.5	15	0	0	0	0	\$0
Kozuma, Jinichiro	CUT	1	2	0	0	0	0	0	73	73	73	6	0	0	0	0	\$4,000
Kraft, Greg	23T (1998)	7	22	4	0	0	0	0	65	79	73.41	53	1	2	4	1	\$50,313
Kraft, Kelly	48T (2019)	3	10	2	0	0	0	0	65	78	72.4	20	1	1	1	1	\$51,150
Krak, Mike	34T (1963)	7	24	4	0	0	0	0	69	81	74.96	249	0	1	1	1	\$1,105
Kratzert, Billy	12T (1978)	8	24	4	0	0	0	0	67	78	73.75	74	0	1	5	1	\$11,375
Kresge, Cliff	CUT	1	2	0	0	0	0	0	72	83	77.5	15	0	0	0	0	\$2,500
Krieger, Ken	CUT	1	2	0	0	0	0	0	71	74	72.5	3	0	0	0	1	\$0
Kroll, Ed	23T (1964)	6	18	3	0	0	0	0	68	83	75.39	87	0	1	2	0	\$1,471
Kroll, Ted	4 (1961)	8	32	8	0	1	1	1	68	81	72.84	83	0	2	3	3	\$7,651
Krueger, Aaron	CUT	1	2	0	0	0	0	0	77	84	80.5	19	0	0	0	0	\$2,500
Krueger, Jerry	CUT	1	2	0	0	0	0	0	74	83	78.5	17	0	0	0	0	\$0
Kruse, Bob	CUT	1	2	0	0	0	0	0	79	83	81	22	0	0	0	0	\$0
Kubiak, Donald	CUT	2	4	0	0	0	0	0	73	82	78.75	31	0	0	0	0	\$0
Kuchar, Matt	7T (2015)	14	42	7	0	0	4	4	66	82	71.55	29	0	11	12	8	\$1,220,416
Kuchar, Wally	CUT	1	2	0	0	0	0	0	77	81	79	14	0	0	0	0	\$1,000
Kuehne, Hank	CUT	1	2	0	0	0	0	0	70	81	75.5	11	0	0	0	1	\$2,000
Kuna, Ed	71T (1963)	4	10	1	0	0	0	0	71	87	78	74	0	0	0	1	\$175
Kuramoto, Masahiro	42T (1982)	3	8	1	0	0	0	0	70	77	72.5	16	0	0	0	3	\$2,643
Kynch, Edward	CUT	4	8	0	0	0	0	0	73	83	79.13	69	0	0	0	0	\$0
L																	
La Clair, Huston	56T (1964)	2	8	2	0	0	0	0	72	79	74.75	34	0	0	0	0	\$570
La Porte, Tony	CUT	1	1	0	0	0	0	0	87	87	87	15	0	0	0	0	\$250
Labritz, Rob	60T (2019)	8	20	2	0	0	0	0	69	81	74.55	75	0	1	2	0	\$51,250
Lafeber, Maarten	CUT	1	2	0	0	0	0	0	71	77	74	8	0	0	0	0	\$2,000
Lahiri, Anirban	5T (2015)	6	16	2	0	1	1	1	67	78	72.13	20	0	2	4	1	\$399,200
Laird, Martin	23T (2021)	7	20	3	0	0	0	0	68	79	72.85	27	0	1	5	2	\$157,535
Lally, Terry	CUT	1	2	0	0	0	0	0	84	86	85	26	0	0	0	0	\$0
Lambo, Jerry	CUT	1	1	0	0	0	0	0	82	82	82	12	0	0	0	0	\$0
Lamely, Derek	CUT	1	2	0	0	0	0	0	72	77	74.5	5	0	0	0	1	\$2,500
Lancaster, Neal	34T (2002)	5	18	4	0	0	0	0	70	81	73.72	47	0	0	1	3	\$39,854
Lancaster, Todd	CUT	1	2	0	0	0	0	0	75	81	78	12	0	0	0	0	\$2,500
Landrum, Ralph	CUT	3	6	0	0	0	0	0	74	82	77.5	37	0	0	0	0	\$3,000
Landry, Andrew	50T (2018)	2	6	1	0	0	0	0	65	74	70.17	1	1	3	3	0	\$27,933
Lane, Barry	25T (1994)	3	12	3	0	0	0	0	67	77	71.83	14	0	4	4	1	\$18,913
Langer, Bernhard	21T (1987)	20	66	13	0	0	0	0	67	78	73.05	119	0	7	14	4	\$169,122
Langert, Ed	CUT	2	4	0	0	0	0	0	72	82	76.25	21	0	0	0	0	\$0
Langford, John	CUT	2	5	0	0	0	0	0	73	81	76	100	0	0	0	0	\$0
Langham, Franklin	7 (2000)	2	6	1	0	0	1	1	65	76	70.5	-5	1	2	3	2	\$159,000
Lankford, Jeffrey	CUT	7	14	0	0	0	0	0	71	83	76.93	85	0	0	1	0	\$12,550
Lanning, George	CUT	1	2	0	0	0	0	0	73	80	76.5	9	0	0	0	0	\$250
Lanza, Joe J.	CUT	1	2	0	0	0	0	0	82	83	82.5	23	0	0	0	0	\$303
Laoretti, Larry	49T (1966)	1	4	1	0	0	0	0	72	77	74.5	18	0	0	0	0	\$436
Lardon, Brad	CUT	3	6	0	0	0	0	0	70	83	76.5	39	0	0	0	1	\$8,000
Larrazabal, Pablo	45T (2011)	8	18	1	0	0	0	0	66	80	75.22	82	0	2	2	2	\$41,500
Lashley, Nate	37T (2020)	1	4	1	0	0	0	0	69	70	69.75	-1	0	1	1	3	\$45,000
Lavacek, Bob	CUT	2	4	0	0	0	0	0	78	81	79.75	37	0	0	0	0	\$0
Lawrence, Duff	CUT	1	2	0	0	0	0	0	79	81	80	18	0	0	0	0	\$0

PGA CHAMPIONSHIP PLAYER RECORDS

STROKE PLAY (1958 to present)

Player	Best Finish	Years	Rds	Cuts Made	Top 3	Top 5	Top 10	Top 25	Low	High	Avg.	To Par	65<	60s	<Par	Par	\$
Lawrence, Mike	CUT	3	6	0	0	0	0	0	75	83	79.17	47	0	0	0	0	\$1,000
Lawrie, Paul	34T (1999)	6	18	3	0	0	0	0	69	75	73	26	0	1	3	2	\$49,829
Laycock, Scott	CUT	1	2	0	0	0	0	0	76	80	78	12	0	0	0	0	\$2,000
Leaney, Stephen	68 (1998)	6	14	1	0	0	0	0	70	79	74.43	54	0	0	0	1	\$15,900
Leaver, Bob	CUT	3	6	0	0	0	0	0	74	85	79.5	51	0	0	0	0	\$2,303
Lee, Danny	36T (2019)	5	18	4	0	0	0	0	64	78	71.67	20	1	5	5	4	\$122,800
Lee, David	CUT	1	2	0	0	0	0	0	79	79	79	16	0	0	0	0	\$0
Lee, Emory	CUT	1	2	0	0	0	0	0	80	82	81	22	0	0	0	0	\$0
Lee, John	CUT	2	4	0	0	0	0	0	74	81	76.5	26	0	0	0	0	\$1,300
Lee, Kyoung-Hoon	41T (2022)	2	6	1	0	0	0	0	69	78	73.33	16	0	1	1	0	\$47,039
Lee, Min Woo	CUT	1	2	0	0	0	0	0	72	73	72.5	5	0	0	0	0	\$4,000
Lee, Soomin	CUT	1	2	0	0	0	0	0	70	77	73.5	7	0	0	0	1	\$3,000
Leggatt, Ian	CUT	1	2	0	0	0	0	0	74	75	74.5	5	0	0	0	0	\$2,000
Lehman, Tom	10T (1997)	17	53	10	0	0	1	1	68	82	72.91	104	0	3	11	5	\$249,859
Lehnhard, Bruce	CUT	3	6	0	0	0	0	0	74	84	79.67	48	0	0	0	0	\$2,000
Leibovich, Rick	CUT	1	2	0	0												

PGA CHAMPIONSHIP PLAYER RECORDS

STROKE PLAY (1958 to present)

Player	Best Finish	Years	Rds	Cuts Made	Top 3	Top 5	Top 10	Top 25	Low	High	Avg.	To Par	65<	60s	<Par	Par	\$
Love III, Davis	1 (1997)	32	96	16	1	2	4	4	65	83	72.38	122	1	20	26	16	\$1,140,858
Love Jr., Davis	55T (1967)	5	14	2	0	0	0	0	69	82	75.79	67	0	1	1	1	\$630
Love, Oren	CUT	1	2	0	0	0	0	0	78	79	78.5	17	0	0	0	0	\$0
Lovemark, Jamie	33T (2017)	3	8	1	0	0	0	0	70	76	72.5	16	0	0	1	1	\$53,100
Lowe, Mitch	CUT	4	8	0	0	0	0	0	71	84	77.5	48	0	0	1	0	\$10,500
Lowery, Steve	3 (2001)	12	38	7	1	1	3	3	66	80	72.24	49	0	11	14	2	\$559,919
Lowry, Shane	4T (2021)	11	38	8	0	1	2	2	64	79	71.18	21	1	14	16	3	\$1,140,235
Lu, Hsi-Chuen	CUT	1	2	0	0	0	0	0	75	77	76	10	0	0	0	0	\$550
Lucchesi, Dino	CUT	1	2	0	0	0	0	0	78	79	78.5	17	0	0	0	0	\$2,000
Lucius, Jim	71T (1963)	4	10	1	0	0	0	0	74	82	77.2	68	0	0	0	0	\$825
Luiten, Joost	21T (2012)	8	26	5	0	0	0	0	65	80	71.5	21	1	8	8	5	\$248,656
Lula, Ben	CUT	1	2	0	0	0	0	0	77	77	77	12	0	0	0	0	\$0
Lumpkin, Jack	CUT	1	3	0	0	0	0	0	74	75	74.33	83	0	0	0	0	\$0
Lumpkin, Jay	CUT	1	2	0	0	0	0	0	74	82	78	14	0	0	0	0	\$1,000
Lundahl, Dick	39T (1960)	3	9	1	0	0	0	0	73	80	75.56	118	0	0	0	0	\$200
Lunde, Bill	39T (2011)	2	6	1	0	0	0	0	69	76	72.33	10	0	1	1	0	\$32,750
Lunn, Bob	9T (1971)	5	18	4	0	0	1	1	69	81	72.72	37	0	2	4	3	\$8,131
Lye, Mark	36T (1986)	8	27	6	0	0	0	0	67	86	73.41	70	0	2	4	4	\$12,208
Lyle, Sandy	16T (1991)	6	20	4	0	0	0	0	67	78	72.5	32	0	4	6	3	\$29,873
Lyles, Steve	CUT	1	2	0	0	0	0	0	78	84	81	22	0	0	0	0	\$0
Lynn, David	2 (2012)	2	8	2	1	1	1	1	68	74	70.38	-5	0	4	4	0	\$940,000
Lyons, Denny	12T (1973)	7	18	2	0	0	0	0	67	83	74.78	80	0	2	3	0	\$5,812
Lyons, Toby	53T (1958)	2	6	1	0	0	0	0	73	80	75.83	35	0	0	0	0	\$100
M																	
MacCarty, Warren	CUT	1	2	0	0	0	0	0	79	86	82.5	25	0	0	0	0	\$0
MacDonald, Bruce	CUT	1	2	0	0	0	0	0	75	76	75.5	11	0	0	0	0	\$550
MacDonald, Doug	CUT	1	2	0	0	0	0	0	76	84	80	18	0	0	0	0	\$0
MacIntyre, Robert	49T (2021)	3	12	3	0	0	0	0	67	80	72.75	25	0	2	2	2	\$68,750
Mack, Stan	CUT	1	2	0	0	0	0	0	85	86	85.5	27	0	0	0	0	\$0
MacKay, Roger	66T (1992)	1	4	1	0	0	0	0	71	76	73.75	11	0	0	0	1	\$2,575
MacKenzie, Will	57T (2007)	3	8	1	0	0	0	0	70	84	74.38	29	0	0	1	1	\$19,400
Mackey, Brian	CUT	1	2	0	0	0	0	0	73	74	73.5	7	0	0	0	0	\$3,100
Maddera, Baker	CUT	1	2	0	0	0	0	0	77	83	80	18	0	0	0	0	\$0
Maddox, Don	CUT	1	2	0	0	0	0	0	76	79	77.5	13	0	0	0	0	\$1,000
Magee, Andrew	13T (1991)	12	42	9	0	0	0	0	68	80	72.86	74	0	4	4	8	\$87,363
Maggert, Jeff	3 (1997)	14	42	7	2	2	3	3	65	81	72.4	61	3	10	11	3	\$391,503
Magnusson, Herb	CUT	1	2	0	0	0	0	0	77	81	79	18	0	0	0	0	\$0
Mahaffey, John	1 (1978)	23	70	13	1	1	2	2	66	80	72.93	138	0	6	9	13	\$104,924
Mahan, Hunter	7T (2014)	10	34	7	0	0	1	1	65	81	71.88	32	1	8	11	5	\$611,614
Mahlberg, Barry	CUT	1	2	0	0	0	0	0	80	86	83	22	0	0	0	0	\$2,000
Mahlberg, Scott	CUT	2	4	0	0	0	0	0	76	79	77.75	29	0	0	0	0	\$0
Main, Mac	49T (1959)	5	11	1	0	0	0	0	70	86	76.73	72	0	0	0	1	\$503
Majure, Bill	CUT	1	2	0	0	0	0	0	81	83	82	24	0	0	0	0	\$0
Makoski, Bob	58T (1988)	4	10	1	0	0	0	0	69	82	75	40	0	1	1	0	\$4,290
Malan, Terry	CUT	1	2	0	0	0	0	0	77	79	78	16	0	0	0	0	\$0
Malaska, Mike	CUT	1	2	0	0	0	0	0	75	77	76	10	0	0	0	0	\$1,000
Malchaski, Chuck	50T (1961)	3	8	1	0	0	0	0	72	79	75.5	42	0	0	0	0	\$225
Malia, Hap	CUT	1	2	0	0	0	0	0	81	84	82.5	21	0	0	0	0	\$0
Mallinger, John	60T (2008, 2009)	2	8	2	0	0	0	0	71	77	74.38	27	0	0	1	0	\$30,000
Malnati, Peter	CUT	2	4	0	0	0	0	0	72	78	74	12	0	0	0	1	\$6,200
Malone, Thomas	CUT	2	4	0	0	0	0	0	74	79	77	26	0	0	0	0	\$0
Maltbie, Roger	14T (1983)	11	40	9	0	0	0	0	69	79	73.15	86	0	3	7	5	\$24,265
Manassero, Matteo	37T (2011)	4	12	2	0	0	0	0	68	82	73.75	39	0	2	3	1	\$56,000
Mancour, Larry	44T (1967)	6	18	3	0	0	0	0	71	82	75.94	89	0	0	1	1	\$1,081
Mann, Bob	51T (1979)	3	8	1	0	0	0	0	71	78	74.13	27	0	0	0	0	\$2,600
Manning, Eric	CUT	1	2	0	0	0	0	0	81	88	84.5	29	0	0	0	0	\$2,500
Marad, David R.	CUT	1	2	0	0	0	0	0	75	81	78	14	0	0	0	0	\$303
Marcussen, Herb	55T (1960)	1	4	1	0	0	0	0	72	78	75.25	21	0	0	0	0	\$200
Marek, Brad	78 (2021)	1	4	1	0	0	0	0	73	78	75	12	0	0	0	0	\$18,800
Marich, Peter	CUT	1	2	0	0	0	0	0	79	79	79	18	0	0	0	0	\$0
Marino, Steve	60T (2008)	4	10	1	0	0	0	0	71	82	75.2	44	0	0	0	0	\$22,500
Markham, Bill	CUT	1	2	0	0	0	0	0	75	76	75.5	11	0	0	0	0	\$0
Marksaeng, Prayad	15T (2008)	2	6	1	0	0	0	0	68	81	74	20	0	1	1	1	\$109,560
Marlowe, Tom	CUT	1	2	0	0	0	0	0	75	80	77.5	15	0	0	0	0	\$0
Marovich, Eli	CUT	1	2	0	0	0	0	0	74	77	75.5	11	0	0	0	0	\$0
Marr, Dave	1 (1965)	14	50	11	1	1	2	2	68	85	73.48	152	0	5	8	5	\$32,568
Marrello, Fran	CUT	1	2	0	0	0	0	0	75	80	77.5	11	0	0	0	0	\$0
Marsh, Graham	7T (1978)	3	12	3	0	0	1	1	68	77	72.33	16	0	2	3	1	\$12,268
Marshall, Dick	63T (1965)	2	5	1	0	0	0	0	72	84	76	24	0	0	0	0	\$300
Marshall, James B.	CUT	2	4	0	0	0	0	0	75	77	76.25	25	0	0	0	0	\$900
Marshall, Robert	CUT	1	2	0	0	0	0	0	79	81	80	20	0	0	0	0	\$0
Marti, Elroy Sr.	CUT	2	3	0	0	0	0	0	77	80	78.67	26	0	0	0	0	\$0
Marti, Fred	9T (1971)	4	12	2	0	0	1	1	70	77	73.17	26	0	0	3	2	\$6,100
Martin, Ben	CUT	2	4	0	0	0	0	0	71	77	74.5	12	0	0	0	1	\$5,500
Martin, Brad	CUT	1	2	0	0	0	0	0	77	81	79	18	0	0	0	0	\$2,500

PGA CHAMPIONSHIP PLAYER RECORDS

STROKE PLAY (1958 to present)

Player	Best Finish	Years	Rds	Cuts Made	Top 3	Top 5	Top 10	Top 25	Low	High	Avg.	To Par	65<	60s	<Par	Par	\$
Martin, Doug	23T (1997)	3	8	1	0	0	0	0	67	75	72.13	11	0	2	2	0	\$23,800
Martin, Earl	CUT	1	2	0	0	0	0	0	83	83	83	26	0	0	0	0	\$0
Martin, Jeff	CUT	3	6	0	0	0	0	0	78	80	78.5	51	0	0	0	0	\$7,000
Martindale, Bill	15T (1966)	2	8	2	0	0	0	0	70	76	73	16	0	0	1	1	\$2,983
Martinez, Richard	CUT	1	1	0	0	0	0	0	81	81	81	11	0	0	0	0	\$350
Marusic, Milon	45T (1961)	4	14	2	0	0	0	0	73	80	75	210	0	0	0	0	\$525
Maruyama, Shigeki	22T (2001)	10	32	6	0	0	0	0	67	78	72.69	58	0	5	9	3	\$125,169
Mason, James	CUT	1	2	0	0	0	0	0	78	80	79	18	0	0	0	0	\$1,300
Massengale, Don	2 (1967)	8	24	4	1	1	1	1	66	79	73.25	68	0	1	3	2	\$20,539
Massengale, Rik	30T (1976)	5	13	2	0	0	0	0	70	82	74.69	51	0	0	1	0	\$3,353
Masserio, Jim	35T (1979)	3	8	1	0	0	0	0	69	79	73.63	23	0	1	1	0	\$2,600
Massey, Odell	CUT	2	4	0	0	0	0	0	75	79	77	26	0	0	0	0	\$0
Mast, Dick	71 (1988)	2	6	1	0	0	0	0	71	85	74.17	19	0	0	0	1	\$1,800
Mast, Kenneth	CUT	1	2	0	0	0	0	0	77	80	78.5	17	0	0	0	0	\$250
Matsuyama, Hideki	4T (2016)	10	40	10	0	2	2	2	64	77	70.2	-16	1	16	21	5	\$1,386,825
Matteson, Troy	28T (2010)	2	8	2	0	0	0	0	69	80	72.5	12	0	1	2	3	\$60,000
Matthews, Duke	CUT	1	2	0	0	0	0	0									

PGA CHAMPIONSHIP PLAYER RECORDS

STROKE PLAY (1958 to present)

Player	Best Finish	Years	Rds	Cuts Made	Top 3	Top 5	Top 10	Top 25	Low	High	Avg.	To Par	65<	60s	<Par	Par	\$
Mendoza, Kyle	CUT	1	2	0	0	0	0	0	75	77	76	12	0	0	0	0	\$4,000
Menefee, Tod	CUT	3	7	0	0	0	0	0	75	84	78.71	129	0	0	0	0	\$0
Mengert, Al	18T (1970)	10	33	6	0	0	0	0	68	83	73.82	182	0	1	2	2	\$7,454
Menne, Bob	31T (1970)	4	10	1	0	0	0	0	72	78	74.6	44	0	0	0	0	\$2,875
Merkle, Louis J.	CUT	2	4	0	0	0	0	0	78	85	81	40	0	0	0	0	\$303
Merrell, Hans	CUT	1	2	0	0	0	0	0	76	77	76.5	13	0	0	0	0	\$0
Merrick, John	10T (2009)	4	14	3	0	0	1	1	68	77	72.43	22	0	2	4	3	\$188,258
Merrins, Eddie	34T (1963)	6	16	2	0	0	0	0	70	81	75.5	72	0	0	2	0	\$721
Merritt, Richard, Jr.	CUT	1	2	0	0	0	0	0	79	81	80	20	0	0	0	0	\$0
Merritt, Troy	41T (2022)	6	16	2	0	0	0	0	69	77	72.19	27	0	1	2	3	\$78,639
Merz, Jack	CUT	1	2	0	0	0	0	0	82	82	82	24	0	0	0	0	\$0
Meshiai, Hajime	75T (1994)	1	4	1	0	0	0	0	71	79	74.5	18	0	0	0	0	\$2,413
Meskell, Rick	CUT	1	2	0	0	0	0	0	81	82	81.5	19	0	0	0	0	\$1,000
Meyer, Dennis	67T (1975)	1	4	1	0	0	0	0	72	80	75	20	0	0	0	0	\$429
Micheel, Shaun	1 (2003)	19	50	6	2	2	2	2	66	83	73.42	127	0	10	14	3	\$1,964,886
Mickelson, Phil	1 (2005, 2021)	29	110	26	5	5	10	10	65	79	71	10	1	38	46	17	\$6,467,616
Middlecoff, Cary	8T (1959)	5	20	5	0	0	1	1	66	76	71.95	39	0	4	4	1	\$5,491
Mielke, Mark	CUT	5	10	0	0	0	0	0	67	80	74.5	41	0	1	2	0	\$5,500
Milam, Tony	CUT	1	2	0	0	0	0	0	83	87	85	26	0	0	0	0	\$1,000
Miles, Eldridge	CUT	2	4	0	0	0	0	0	76	88	80	36	0	0	0	0	\$250
Miles, Mike	CUT	1	2	0	0	0	0	0	72	81	76.5	9	0	0	0	1	\$2,500
Miller, Allen	39T (1984)	6	20	4	0	0	0	0	69	83	74.9	80	0	1	2	2	\$5,490
Miller, Bill	CUT	1	2	0	0	0	0	0	81	82	81.5	21	0	0	0	0	\$0
Miller, Johnny	11T (1977)	16	51	10	0	0	0	0	67	80	72.82	107	0	5	9	8	\$29,210
Miller, Lindy	57T (1991)	4	12	2	0	0	0	0	71	82	75.08	41	0	0	0	3	\$5,488
Milon, Michael	CUT	1	2	0	0	0	0	0	74	75	74.5	9	0	0	0	0	\$350
Milward, Jim	CUT	1	2	0	0	0	0	0	77	78	77.5	15	0	0	0	0	\$0
Minoza, Frankie	CUT	1	1	0	0	0	0	0	80	80	80	10	0	0	0	0	\$1,300
Mitchell, Bobby	35T (1970, 1971)	8	25	5	0	0	0	0	69	79	74.56	90	0	1	3	1	\$4,101
Mitchell, Chris	CUT	1	2	0	0	0	0	0	73	74	73.5	3	0	0	0	0	\$1,000
Mitchell, Gene	70T (1968)	1	4	1	0	0	0	0	70	82	76.5	26	0	0	0	1	\$365
Mitchell, Jeff	65T (1982)	3	8	1	0	0	0	0	72	82	75.25	40	0	0	0	0	\$1,926
Mitchell, Keith	34T (2022)	3	10	2	0	0	0	0	68	74	70.9	9	0	3	3	0	\$96,301
Mitchum, Kelly	CUT	4	8	0	0	0	0	0	71	81	76.75	46	0	0	1	0	\$9,500
Mix, Bob	CUT	2	4	0	0	0	0	0	74	85	79	36	0	0	0	0	\$0
Miyazato, Yusaku	CUT	1	2	0	0	0	0	0	76	77	76.5	13	0	0	0	0	\$3,100
Mize, Frank	67T (1974)	1	4	1	0	0	0	0	72	79	74.75	19	0	0	0	0	\$321
Mize, Larry	6T (1984)	16	52	10	0	0	2	2	67	81	72.29	57	0	8	17	6	\$165,718
Moe, Les	CUT	2	4	0	0	0	0	0	75	87	80.5	42	0	0	0	0	\$0
Moehling, Ed	CUT	2	4	0	0	0	0	0	74	79	76	22	0	0	0	0	\$0
Molder, Bryce	12T (2010)	4	12	2	0	0	0	0	67	78	72.25	15	0	2	3	2	\$160,150
Molenda, John	81 (1971)	3	8	1	0	0	0	0	72	83	77.75	54	0	0	0	1	\$258
Molinari, Edoardo	33T (2010)	3	12	3	0	0	0	0	66	76	71.83	10	0	2	4	2	\$77,508
Molinari, Francesco	2T (2017)	12	48	12	1	1	3	3	64	75	70.96	6	1	14	17	8	\$1,575,022
Monroe, Lloyd	CUT	2	4	0	0	0	0	0	72	77	74.75	19	0	0	0	0	\$350
Montgomerie, Colin	2 (1995)	21	64	11	1	1	2	2	65	84	72.86	117	1	9	18	7	\$476,773
Montgomery, Ray	CUT	1	2	0	0	0	0	0	76	76	76	12	0	0	0	0	\$0
Monti, Eric	20T (1958)	4	14	3	0	0	0	0	71	81	74	54	0	0	0	0	\$1,229
Montoya, Ralph	CUT	1	2	0	0	0	0	0	74	76	75	10	0	0	0	0	\$350
Montessor, Ron	CUT	1	2	0	0	0	0	0	78	82	80	20	0	0	0	0	\$0
Moody, Chris	CUT	1	2	0	0	0	0	0	78	81	79.5	17	0	0	0	0	\$3,000
Moody, Orville	7T (1969)	6	17	3	0	0	1	1	68	79	72.88	37	0	1	3	2	\$7,678
Mooney, Jim	54T (1968)	2	6	1	0	0	0	0	73	81	76.33	36	0	0	0	0	\$415
Moore, Bob	CUT	2	4	0	0	0	0	0	74	87	80	40	0	0	0	0	\$0
Moore, Horace	59T (1968)	5	14	2	0	0	0	0	72	84	76.57	86	0	0	0	0	\$669
Moore, Joe Jr.	CUT	2	5	0	0	0	0	0	74	79	75.2	96	0	0	0	0	\$0
Moore, Ossie	CUT	1	2	0	0	0	0	0	76	76	76	10	0	0	0	0	\$1,000
Moore, Ryan	9T (2006)	13	44	9	0	0	1	1	67	79	71.89	47	0	13	15	6	\$495,467
Moran, Bill	CUT	3	7	0	0	0	0	0	73	88	78.57	130	0	0	0	0	\$0
Moran, Paul	69 (1975)	2	6	1	0	0	0	0	69	79	75.5	33	0	1	1	0	\$679
Moreland, Bob	CUT	3	6	0	0	0	0	0	75	80	78	44	0	0	0	0	\$1,450
Morelli, Jay	CUT	1	2	0	0	0	0	0	79	86	82.5	21	0	0	0	0	\$250
Moresco, Joe	CUT	2	4	0	0	0	0	0	75	79	77.5	26	0	0	0	0	\$550
Morgan, Gil	3 (1990)	22	78	17	2	3	4	4	65	79	71.81	67	1	15	23	11	\$219,878
Morikawa, Collin	1 (2020)	3	12	3	1	1	2	2	64	75	70.17	-6	2	5	6	1	\$2,270,925
Morin, Alan	CUT	6	12	0	0	0	0	0	74	87	79.08	97	0	0	0	0	\$14,000
Morley, Al	CUT	4	8	0	0	0	0	0	76	85	80.38	77	0	0	0	0	\$0
Morley, Mike	15T (1976)	6	24	6	0	0	0	0	69	80	73.21	65	0	1	3	2	\$7,223
Morosco, Tony	CUT	1	2	0	0	0	0	0	75	86	80.5	21	0	0	0	0	\$250
Morris, Kevin	73 (1985)	5	12	1	0	0	0	0	72	84	76	64	0	0	0	0	\$4,700
Morris, Robert	CUT	2	4	0	0	0	0	0	78	82	80.5	42	0	0	0	0	\$0
Morris, Wayne	CUT	1	2	0	0	0	0	0	76	76	76	10	0	0	0	0	\$0
Morrison, James	77 (2015)	2	6	1	0	0	0	0	69	78	75.17	23	0	1	1	0	\$20,300
Morrow, Clark	CUT	1	1	0	0	0	0	0	83	83	83	13	0	0	0	0	\$0
Morse, John	41T (1996)	2	6	1	0	0	0	0	69	74	71.83	1	0	1	2	2	\$7,375

PGA CHAMPIONSHIP PLAYER RECORDS

STROKE PLAY (1958 to present)

Player	Best Finish	Years	Rds	Cuts Made	Top 3	Top 5	Top 10	Top 25	Low	High	Avg.	To Par	65<	60s	<Par	Par	\$
Morton, Rick	CUT	2	4	0	0	0	0	0	74	84	78	24	0	0	0	0	\$3,000
Mosel, Stan	39 (1963)	3	10	2	0	0	0	0	70	78	74.4	36	0	0	1	1	\$865
Moss, Rob	CUT	3	6	0	0	0	0	0	72	78	75.83	31	0	0	0	0	\$7,000
Mowlds, Jerry	CUT	2	4	0	0	0	0	0	75	82	77.75	29	0	0	0	0	\$0
Mowry, Larry	11T (1969)	2	6	1	0	0	0	0	69	76	72.5	7	0	2	2	1	\$3,794
Moyers, Mike	CUT	1	2	0	0	0	0	0	80	82	81	20	0	0	0	0	\$0
Mudd, Jodie	32T (1991)	5	18	4	0	0	0	0	70	85	73.67	38	0	0	6	0	\$14,163
Mueller, Jesse	CUT	1	2	0	0	0	0	0	72	78	75	10	0	0	0	0	\$4,000
Mullen, Dick	CUT	1	2	0	0	0	0	0	76	81	78.5	17	0	0	0	0	\$0
Mullins, Clyde	CUT	2	5	0	0	0	0	0	72	79	76.2	101	0	0	0	0	\$0
Muñoz, Sebastián	55T (2022)	3	8	1	0	0	0	0	69	77	72.75	18	0	1	1	1	\$34,225
Munson, Chesney F.	CUT	1	2	0	0	0	0	0	77	80	78.5	17	0	0	0	0	\$0
Murchison, Bill	CUT	1	2	0	0	0	0	0	82	86	84	24	0	0	0	0	\$2,500
Murphy, Bob	2T (1970)	17	62	14	1	1	1	1	66	80	73.06	150	0	8	8	10	\$41,265
Murphy, Dan	CUT	4	8	0	0	0	0	0	78	83	79.63	71	0	0	0	0	\$1,500
Murphy, Tom	CUT	1	2	0	0	0	0	0	74	78	76	12	0	0	0	0	\$0
Murray, Brent	CUT																

PGA CHAMPIONSHIP PLAYER RECORDS

STROKE PLAY (1958 to present)

Player	Best Finish	Years	Rds	Cuts Made	Top 3	Top 5	Top 10	Top 25	Low	High	Avg.	To Par	65<	60s	<Par	Par	\$
Oda, Koumei	40T (2014)	3	10	2	0	0	0	0	67	79	72.8	12	0	3	3	2	\$53,700
Ogden, Bill	49T (1959)	10	25	2	0	0	0	0	69	85	75.72	279	0	1	1	0	\$440
Ogilvie, Joe	17T (2005)	4	14	3	0	0	0	0	68	77	72.07	13	0	3	5	2	\$109,910
Ogilvy, Geoff	6T (2005, 2007)	13	44	9	0	0	3	3	68	78	71.8	35	0	12	16	5	\$922,812
Ogle, Brett	CUT	3	6	0	0	0	0	0	71	77	73.83	19	0	0	0	1	\$0
Ogrin, David	36T (1996)	6	20	4	0	0	0	0	68	80	73.05	41	0	1	4	1	\$29,490
Ohr, Keith	CUT	1	2	0	0	0	0	0	78	81	79.5	15	0	0	0	0	\$2,500
Olazábal, José María	4T (2000)	21	62	10	0	1	2	2	63	86	73.29	138	1	9	11	9	\$379,244
Oldcorn, Andy	44T (2001)	1	4	1	0	0	0	0	67	74	70.25	1	0	2	2	0	\$14,250
Olesen, Thorbjørn	27T (2012)	7	26	6	0	0	0	0	67	78	71.31	18	0	6	8	7	\$219,792
Oliphant, David L.	CUT	1	2	0	0	0	0	0	83	87	85	26	0	0	0	0	\$250
Oliver, Ed	8T (1958)	2	8	2	0	0	1	1	69	75	71.5	12	0	2	2	1	\$2,550
Olsen, Dan	CUT	1	2	0	0	0	0	0	77	78	77.5	15	0	0	0	0	\$2,500
Olson, Jeff	CUT	1	2	0	0	0	0	0	79	82	80.5	17	0	0	0	0	\$3,000
Oosterhuis, Peter	22T (1982)	8	26	5	0	0	0	0	66	78	73.19	71	0	1	1	2	\$11,543
Oosthuizen, Louis	2T (2017, 2021)	13	46	10	2	2	2	2	67	81	71.61	34	0	10	18	11	\$2,298,374
Orr, Gary	CUT	2	4	0	0	0	0	0	70	77	72.75	7	0	0	1	1	\$4,000
Ortiz, Carlos	55T (2021)	3	8	1	0	0	0	0	70	79	73.75	22	0	0	1	1	\$29,575
Ortman, Jack	CUT	2	4	0	0	0	0	0	74	81	77.5	26	0	0	0	0	\$0
Osberg, Rick	CUT	3	6	0	0	0	0	0	73	79	76.17	27	0	0	0	0	\$3,000
Ostrega, Gary	CUT	3	6	0	0	0	0	0	72	84	77.5	39	0	0	0	0	\$2,000
Otaegui, Adrian	65T (2018)	2	6	1	0	0	0	0	67	73	71	6	0	2	2	0	\$23,200
Otis, Wayne	62 (1959)	1	4	1	0	0	0	0	73	79	75	20	0	0	0	0	\$200
Ott, Brad	CUT	1	2	0	0	0	0	0	72	79	75.5	11	0	0	0	0	\$3,000
Otto, Hennie	CUT	1	2	0	0	0	0	0	76	76	76	12	0	0	0	0	\$2,500
Oulds, Scott	CUT	1	2	0	0	0	0	0	79	85	82	20	0	0	0	0	\$1,000
Overton, Jay	17T (1988)	11	26	2	0	0	0	0	66	84	75.12	109	0	3	3	0	\$22,625
Overton, Jeff	32T (2009)	4	12	2	0	0	0	0	71	81	74.25	31	0	0	2	1	\$59,288
Owen, Greg	47T (2005)	4	10	1	0	0	0	0	68	80	73.1	23	0	2	3	1	\$21,871
Ozaki, Masashi (Jumbo)	47T (1994)	7	22	4	0	0	0	0	68	80	74.09	66	0	3	4	0	\$23,308
Ozaki, Naomichi (Joe)	28T (1992)	11	32	5	0	0	0	0	65	81	73.53	77	1	5	6	1	\$45,653
P																	
Pace, Roy	63T (1974)	1	4	1	0	0	0	0	71	76	74.25	17	0	0	0	0	\$321
Paddock, Harold	CUT	3	6	0	0	0	0	0	77	84	80.5	63	0	0	0	0	\$0
Padgett, Don	43T (1976)	7	22	4	0	0	0	0	70	81	74.09	80	0	0	1	1	\$6,312
Paesani, John	CUT	2	4	0	0	0	0	0	78	85	80.25	39	0	0	0	0	\$2,300
Palmer, Arnold	2T (1964, 1968, 1970)	37	121	24	3	4	6	6	67	83	73.5	331	0	13	18	7	\$83,545
Palmer, Don	CUT	3	6	0	0	0	0	0	74	81	77.17	43	0	0	0	0	\$0
Palmer, Johnny	CUT	1	3	0	0	0	0	0	73	80	76.33	89	0	0	0	0	\$0
Palmer, Ryan	5T (2014)	14	44	8	0	1	1	1	64	86	71.86	46	2	9	13	6	\$615,664
Palumbo, Willie	CUT	2	4	0	0	0	0	0	79	80	79.75	39	0	0	0	0	\$0
Pampling, Rod	14T (2003)	8	22	3	0	0	0	0	66	81	73.73	64	0	2	4	2	\$144,800
Pan, C.T.	CUT	2	4	0	0	0	0	0	71	78	73.25	13	0	0	0	0	\$6,200
Pappas, Brenden	CUT	1	2	0	0	0	0	0	74	74	74	4	0	0	0	0	\$2,000
Parco, Mike	CUT	2	3	0	0	0	0	0	75	81	78.33	25	0	0	0	0	\$0
Pare, Troy	CUT	1	2	0	0	0	0	0	73	74	73.5	3	0	0	0	0	\$2,500
Parker, Bill	CUT	2	4	0	0	0	0	0	78	78	78	32	0	0	0	0	\$0
Parnevik, Jesper	5T (1996)	13	42	8	0	1	2	2	67	82	71.79	35	0	9	16	6	\$371,339
Parry, Craig	19T (1994)	14	42	7	0	0	0	0	68	80	73.52	98	0	2	8	7	\$68,117
Paschal, Jim	CUT	1	2	0	0	0	0	0	75	76	75.5	11	0	0	0	0	\$350
Passons, Benny	CUT	6	12	0	0	0	0	0	73	85	77.75	79	0	0	0	0	\$3,650
Pataky, Andy	CUT	2	4	0	0	0	0	0	82	86	83.75	55	0	0	0	0	\$0
Pate, Jerry	2 (1978)	12	40	8	1	4	6	6	66	79	71.53	37	0	12	15	4	\$90,331
Pate, Steve	7T (1991)	13	50	12	0	0	2	2	68	83	72.76	70	0	5	16	8	\$188,538
Paulsen, Guy	CUT	1	2	0	0	0	0	0	77	79	78	16	0	0	0	0	\$0
Paulson, Carl	CUT	2	4	0	0	0	0	0	72	79	74.25	13	0	0	0	0	\$4,000
Paulson, Dennis	58T (2000)	3	8	1	0	0	0	0	70	77	72.88	11	0	0	2	1	\$14,000
Pavella, Mike	CUT	3	6	0	0	0	0	0	76	81	77.33	42	0	0	0	0	\$0
Pavin, Corey	2 (1994)	21	70	14	1	1	3	3	66	80	72.64	93	0	10	21	11	\$481,152
Payne, Bob	62T (1977)	2	6	1	0	0	0	0	73	79	76	26	0	0	0	0	\$791
Payne, Richard	CUT	1	2	0	0	0	0	0	80	87	83.5	23	0	0	0	0	\$0
Pearce, Dick	CUT	1	2	0	0	0	0	0	78	86	82	22	0	0	0	0	\$0
Pearce, Eddie	32T (1974)	2	8	2	0	0	0	0	69	79	73.25	26	0	1	1	1	\$1,689
Pearce, Tim	CUT	1	2	0	0	0	0	0	77	79	78	12	0	0	0	0	\$3,200
Peddicord, Chris	CUT	1	2	0	0	0	0	0	73	77	75	8	0	0	0	0	\$0
Peete, Calvin	3T (1982)	9	33	8	1	2	2	2	66	76	71.33	18	0	10	13	3	\$81,699
Pelham, Bill	CUT	1	2	0	0	0	0	0	78	81	79.5	19	0	0	0	0	\$500
Penecale, Sam	57T (1961)	5	12	1	0	0	0	0	72	81	76.42	73	0	0	0	0	\$225
Peoples, David	57T (1990)	4	14	3	0	0	0	0	71	79	74.93	45	0	0	1	0	\$9,238
Pepperell, Eddie	59T (2018)	3	8	1	0	0	0	0	66	78	73	20	0	2	2	0	\$27,417
Pereira, Guillermo	3T (2022)	1	4	1	1	1	1	1	64	75	69	-4	1	3	3	0	\$870,000
Perez, Pat	6T (2005)	12	42	9	0	0	1	1	67	85	72.48	68	0	9	13	7	\$546,195
Perez, Victor	22T (2020)	2	6	1	0	0	0	0	68	78	71	2	0	3	3	2	\$97,771
Perks, Craig	29T (2002)	1	4	1	0	0	0	0	71	76	73.25	5	0	0	1	1	\$33,500
Pernice Jr., Tom	23T (2005)	9	26	4	0	0	0	0	69	80	72.54	46	0	5	7	3	\$130,660

PGA CHAMPIONSHIP PLAYER RECORDS

STROKE PLAY (1958 to present)

Player	Best Finish	Years	Rds	Cuts Made	Top 3	Top 5	Top 10	Top 25	Low	High	Avg.	To Par	65<	60s	<Par	Par	\$
Perry, Chris	10T (1999)	8	30	7	0	0	1	1	67	78	72.67	40	0	3	9	2	\$137,925
Perry, Harold	83 (1992)	1	4	1	0	0	0	0	74	79	76.25	21	0	0	0	0	\$2,175
Perry, Kenny	2 (1996)	21	77	18	1	1	3	3	66	79	71.95	62	0	17	26	12	\$816,568
Perry, Rod	CUT	7	14	0	0	0	0	0	71	82	77.07	91	0	0	0	0	\$19,700
Persons, Peter	CUT	1	2	0	0	0	0	0	73	75	74	4	0	0	0	0	\$0
Pesta, Matt	CUT	1	2	0	0	0	0	0	79	89	84	26	0	0	0	0	\$2,500
Peters, Austin	CUT	1	2	0	0	0	0	0	81	82	81.5	19	0	0	0	0	\$3,000
Petersen, Jim	CUT	2	4	0	0	0	0	0	76	83	79.5	34	0	0	0	0	\$0
Peterson, Randy	CUT	1	2	0	0	0	0	0	79	80	79.5	17	0	0	0	0	\$0
Petralia, Jim	CUT	1	2	0	0	0	0	0	80	91	85.5	27	0	0	0	0	\$1,000
Petrovic, Tim	CUT	5	10	0	0	0	0	0	68	84	76.1	49	0	1	1	1	\$11,000
Pettersson, Carl	3T (2012)	10	30	5	1	1	1	1	66	77	73.17	51	0	1	7	4	\$503,720
Pfeil, Mark	22T (1982)	4	16	4	0	0	0	0	67	78	72.38	30	0	2	5	1	\$9,546
Phillips, Billy	CUT	1	2	0	0	0	0	0	75	78	76.5	13	0	0	0	0	\$0
Phillips, Bob	CUT	1	2	0	0	0	0	0	75	78	76.5	13	0	0	0	0	\$350
Philo, Dave	CUT	1	2	0	0	0	0	0	75	78	76.5	11	0				

PGA CHAMPIONSHIP PLAYER RECORDS

STROKE PLAY (1958 to present)

Player	Best Finish	Years	Rds	Cuts Made	Top 3	Top 5	Top 10	Top 25	Low	High	Avg.	To Par	65<	60s	<Par	Par	\$
Rachels, Sammy	45T (1990)	3	8	1	0	0	0	0	71	76	74.25	20	0	0	0	1	\$4,700
Rack, Norman	CUT	1	2	0	0	0	0	0	79	87	83	26	0	0	0	0	\$0
Rada, Patrick	CUT	1	2	0	0	0	0	0	76	86	81	18	0	0	0	0	\$3,200
Rafferty, Ronan	CUT	1	2	0	0	0	0	0	75	81	78	12	0	0	0	0	\$1,000
Ragan, Dave	2 (1963)	8	30	7	1	1	2	2	67	80	72.7	73	0	5	7	1	\$12,454
Rahm, Jon	4T (2018)	6	22	5	0	1	2	2	66	76	70.5	-1	0	10	11	5	\$1,001,504
Rai, Aaron	CUT	1	2	0	0	0	0	0	75	81	78	12	0	0	0	0	\$3,200
Rainaud, Adam	CUT	2	4	0	0	0	0	0	74	81	77.5	24	0	0	0	0	\$6,000
Ramey, Chad	CUT	1	2	0	0	0	0	0	74	77	75.5	11	0	0	0	0	\$4,000
Ramsay, Richard	CUT	2	4	0	0	0	0	0	67	81	73.75	11	0	1	1	0	\$5,500
Randall, Ross	CUT	2	4	0	0	0	0	0	77	83	80	38	0	0	0	0	\$1,650
Randhawa, Jyoti	CUT	1	2	0	0	0	0	0	75	77	76	12	0	0	0	0	\$2,500
Randolph, Sam	CUT	1	2	0	0	0	0	0	73	75	74	6	0	0	0	0	\$1,000
Rea, Pat	64T (1968)	3	8	1	0	0	0	0	73	82	76.75	40	0	0	0	0	\$615
Reavie, Chez	12T (2018)	7	26	6	0	0	0	0	66	78	71.92	34	0	4	6	3	\$521,479
Redl, Alex	CUT	1	2	0	0	0	0	0	74	81	77.5	15	0	0	0	0	\$0
Redman, Doc	29T (2020)	1	4	1	0	0	0	0	67	73	69.25	-3	0	2	2	1	\$69,500
Redmond, Alex	CUT	1	2	0	0	0	0	0	75	77	76	8	0	0	0	0	\$0
Redmond, Barry	CUT	1	2	0	0	0	0	0	75	77	76	12	0	0	0	0	\$0
Reed, Patrick	2T (2017)	9	32	7	1	1	1	1	65	75	70.44	-10	1	12	15	5	\$1,461,322
Reeves, John	80T (1996)	2	6	1	0	0	0	0	68	79	73.83	13	0	1	2	0	\$3,563
Refram, Dean	72 (1979)	5	12	1	0	0	0	0	69	79	75.67	66	0	1	1	0	\$1,250
Regalado, Victor	10T (1984)	9	28	5	0	0	1	1	69	80	73.71	88	0	3	5	4	\$19,127
Reid, Michael	CUT	1	2	0	0	0	0	0	78	79	78.5	17	0	0	0	0	\$2,000
Reid, Mike	2T (1989)	13	48	11	1	1	2	2	66	79	72.92	80	0	5	11	8	\$126,174
Reid, Steve	26T (1968)	3	12	3	0	0	0	0	71	76	73.08	29	0	0	0	2	\$2,393
Reif, Ron	CUT	2	4	0	0	0	0	0	77	79	77.5	30	0	0	0	0	\$0
Reifers, Kyle	22T (2016)	1	4	1	0	0	0	0	66	70	69	-4	0	1	1	3	\$75,636
Reith, Bob	CUT	5	10	0	0	0	0	0	72	83	77.4	70	0	0	0	0	\$0
Reitz, Ronald	CUT	1	2	0	0	0	0	0	71	88	79.5	15	0	0	1	0	\$0
Remesy, Jean-Francois	17T (2004)	2	6	1	0	0	0	0	70	77	72.17	5	0	0	2	2	\$78,857
Renner, Jack	12T (1979)	8	24	4	0	0	0	0	66	80	73	56	0	2	2	5	\$12,203
Revolta, Johnny	CUT	1	2	0	0	0	0	0	77	78	77.5	15	0	0	0	0	\$0
Reynolds, Sam	CUT	4	9	0	0	0	0	0	70	83	76	122	0	0	0	1	\$0
Rhind, Lee	CUT	1	2	0	0	0	0	0	81	82	81.5	23	0	0	0	0	\$2,500
Rhyan, Dick	20T (1968)	5	14	2	0	0	0	0	68	79	73.86	46	0	1	1	0	\$2,630
Richardson, Steven	5T (1991)	2	8	2	0	1	1	1	66	78	71.88	3	0	2	3	2	\$63,688
Ridenhour, Sonny	CUT	1	2	0	0	0	0	0	74	78	76	12	0	0	0	0	\$0
Riegel, Skee	40T (1958)	6	19	3	0	0	0	0	71	80	75.26	158	0	0	0	1	\$870
Rielly, Pat	CUT	1	2	0	0	0	0	0	78	82	80	16	0	0	0	0	\$0
Riggins, Jim	76 (1966)	4	10	1	0	0	0	0	70	82	77.8	72	0	0	0	1	\$300
Riley, Chris	3 (2002)	6	22	5	1	2	2	2	66	78	71.55	10	0	5	9	3	\$690,674
Riley, Davis	13T (2022)	1	4	1	0	0	0	0	68	73	70	0	0	2	2	0	\$253,750
Ringer, Larry	71 (1977)	2	6	1	0	0	0	0	74	85	77.83	39	0	0	0	0	\$838
Rinker, Larry	59T (1984)	4	10	1	0	0	0	0	69	78	74.2	28	0	1	1	0	\$3,965
Rinker, Lee	29T (1998)	7	22	4	0	0	0	0	70	81	73.32	49	0	0	1	5	\$34,150
Rintout, Steve	CUT	1	2	0	0	0	0	0	67	77	72	2	0	1	1	0	\$0
Ritter, Tom	CUT	1	2	0	0	0	0	0	73	81	77	14	0	0	0	0	\$0
Roberts, Loren	5T (1990)	17	58	12	0	1	3	3	67	77	72.02	51	0	9	17	12	\$420,312
Robertson, Tom	CUT	1	2	0	0	0	0	0	74	77	75.5	9	0	0	0	0	\$1,000
Robinson, Bill	CUT	2	4	0	0	0	0	0	75	83	78.25	33	0	0	0	0	\$0
Robinson, Gary	CUT	4	8	0	0	0	0	0	73	83	77.5	54	0	0	0	0	\$3,200
Robison, Gary	CUT	3	6	0	0	0	0	0	71	80	76.33	30	0	0	1	0	\$1,000
Rocca, Costantino	17T (1995)	5	16	3	0	0	0	0	68	79	72.31	25	0	5	6	3	\$36,092
Rock, Robert	CUT	1	2	0	0	0	0	0	76	86	81	18	0	0	0	0	\$2,500
Rodgers, Patrick	CUT	1	2	0	0	0	0	0	77	79	78	14	0	0	0	0	\$3,000
Rodgers, Phil	7T (1972)	9	29	5	0	0	1	1	68	79	74.07	166	0	2	4	1	\$8,453
Rodriguez, Chi Chi	15T (1969)	12	41	9	0	0	0	0	69	83	73.59	123	0	2	3	2	\$11,642
Rogers, Bill	8T (1980)	7	24	5	0	0	1	1	66	81	72.54	51	0	1	1	2	\$18,113
Rolfe, Gene	CUT	1	1	0	0	0	0	0	76	76	76	5	0	0	0	0	\$0
Rollins, John	24T (2009)	8	22	3	0	0	0	0	68	82	73.27	52	0	2	2	2	\$104,413
Roman, Kevin	CUT	1	2	0	0	0	0	0	81	87	84	24	0	0	0	0	\$2,500
Romans, Walter	CUT	6	14	0	0	0	0	0	73	83	76.36	225	0	0	0	0	\$100
Romero, Andres	7T (2008)	5	14	2	0	0	1	1	65	81	72.86	32	1	3	4	1	\$260,250
Romero, Eduardo	20T (1993)	12	34	5	0	0	0	0	67	84	73.56	83	0	2	4	5	\$65,050
Rosburg, Bob	1 (1959)	16	55	11	1	1	2	2	66	82	73.8	255	0	4	6	3	\$17,721
Rose, Clarence	53T (1986, 1989)	8	20	2	0	0	0	0	71	81	74.75	69	0	0	1	2	\$10,530
Rose, Justin	3T (2012)	20	68	14	1	2	5	5	66	79	71	10	0	24	29	7	\$2,431,571
Ross, Bob	57T (1962)	3	8	1	0	0	0	0	72	79	75.25	38	0	0	0	0	\$223
Rotar, Chuck	CUT	2	4	0	0	0	0	0	73	84	78.5	32	0	0	0	0	\$0
Roth, Jeff	CUT	6	12	0	0	0	0	0	69	82	76.17	60	0	1	1	0	\$7,400
Rouse, Sonny	60 (1960)	3	8	1	0	0	0	0	74	82	77.38	59	0	0	0	0	\$200
Rowe, Melvin	CUT	2	4	0	0	0	0	0	75	80	77.5	28	0	0	0	0	\$0
Royer, Hugh	48T (1970)	3	10	2	0	0	0	0	71	79	74.7	39	0	0	1	0	\$678
Rozner, Antoine	CUT	1	2	0	0	0	0	0	71	79	75	6	0	0	1	0	\$3,200

PGA CHAMPIONSHIP PLAYER RECORDS

STROKE PLAY (1958 to present)

Player	Best Finish	Years	Rds	Cuts Made	Top 3	Top 5	Top 10	Top 25	Low	High	Avg.	To Par	65<	60s	<Par	Par	\$
Rubis, Ed	67T (1966)	4	10	1	0	0	0	0	72	88	76.7	134	0	0	0	0	\$400
Rudolph, Jim	CUT	3	5	0	0	0	0	0	76	88	82.6	60	0	0	0	0	\$0
Rudolph, Mason	3T (1973)	14	54	13	1	2	3	3	66	81	72.54	107	0	8	10	7	\$31,135
Rudovsky, Micah	CUT	1	2	0	0	0	0	0	76	83	79.5	19	0	0	0	0	\$2,500
Ruedi, John	CUT	2	4	0	0	0	0	0	75	82	79.25	33	0	0	0	0	\$0
Rule, Jack	39T (1964)	2	6	1	0	0	0	0	71	78	73.67	22	0	0	0	0	\$526
Rumford, Brett	CUT	1	2	0	0	0	0	0	70	77	73.5	7	0	0	0	1	\$2,500
Rummells, Dave	5 (1989)	5	16	3	0	1	2	2	64	79	72.5	14	1	5	5	1	\$84,000
Runyan, Paul	CUT	4	6	0	0	0	0	0	74	88	82	69	0	0	0	0	\$0
Russell, Casey	CUT	1	2	0	0	0	0	0	73	77	75	10	0	0	0	0	\$3,100
Rydz, Paul	CUT	1	2	0	0	0	0	0	84	84	84	24	0	0	0	0	\$1,000
S																	
Sabbatini, Rory	39T (2008)	16	46	7	0	0	0	0	67	82	74.11	147	0	3	7	4	\$132,900
Sabo, Ed	CUT	2	4	0	0	0	0	0	72	78	76.25	19	0	0	0	1	\$2,000
Salerno, Gus	59T (1958)	2	6	1	0	0	0	0	74	79	76.5	39	0	0	0	0	\$100
Samborsky, Gene	CUT	1	2	0	0	0	0	0	76	79	77.5	11	0	0	0	0	\$250
Samooja, Kalle	CUT	1	2	0	0	0	0	0	74	80	77	10					

PGA CHAMPIONSHIP PLAYER RECORDS

STROKE PLAY (1958 to present)

Player	Best Finish	Years	Rds	Cuts Made	Top 3	Top 5	Top 10	Top 25	Low	High	Avg.	To Par	65<	60s	<Par	Par	\$
Senden, John	4T (2007)	11	34	6	0	1	1	1	68	77	72	42	0	7	10	5	\$605,289
Senior, Peter	44T (1995)	8	28	6	0	0	0	0	68	81	72.96	51	0	4	6	4	\$21,140
Serafin, John	CUT	1	2	0	0	0	0	0	78	79	78.5	17	0	0	0	0	\$0
Shankland, Craig	CUT	4	8	0	0	0	0	0	75	80	78.13	59	0	0	0	0	\$0
Sharma, Shubhankar	CUT	1	2	0	0	0	0	0	69	74	71.5	3	0	1	1	0	\$3,100
Sharp, Tommy	CUT	1	2	0	0	0	0	0	73	77	75	10	0	0	0	0	\$3,000
Shave, Bob Jr.	49T (1966)	1	4	1	0	0	0	0	71	78	74.5	18	0	0	0	0	\$436
Shaw, Bob	20T (1972)	1	4	1	0	0	0	0	72	74	72.5	10	0	0	0	0	\$2,385
Shaw, Tom	21T (1969)	5	16	3	0	0	0	0	69	82	73.69	51	0	3	3	0	\$3,118
Shearer, Bob	26T (1978)	3	9	2	0	0	0	0	67	79	73	19	0	1	1	1	\$5,088
Sheehan, Butch	CUT	1	2	0	0	0	0	0	74	82	78	16	0	0	0	0	\$2,500
Sheehan, Patrick	40T (2005)	2	8	2	0	0	0	0	70	75	72	8	0	0	2	0	\$36,960
Sheftic, Mark	CUT	3	6	0	0	0	0	0	75	82	78	40	0	0	0	0	\$7,500
Shelton, Jim	CUT	1	2	0	0	0	0	0	74	78	76	12	0	0	0	0	\$0
Sheppard, Charles	CUT	2	4	0	0	0	0	0	76	78	77	28	0	0	0	0	\$0
Sherfy, Brad	CUT	4	8	0	0	0	0	0	74	82	77.38	49	0	0	0	0	\$2,000
Shields, Gene	CUT	1	2	0	0	0	0	0	74	80	77	12	0	0	0	0	\$0
Shields, Robert	CUT	2	4	0	0	0	0	0	74	80	77.25	27	0	0	0	0	\$0
Shock, Don	CUT	3	7	0	0	0	0	0	70	84	77.43	122	0	0	0	1	\$0
Shoemaker, Dick	29T (1958)	2	8	2	0	0	0	0	70	79	74.63	37	0	0	0	1	\$535
Short, Wes Jr.	CUT	1	2	0	0	0	0	0	72	74	73	2	0	0	0	1	\$2,500
Shortridge, George	CUT	5	10	0	0	0	0	0	74	81	77.3	71	0	0	0	0	\$850
Shute, Denny	44T (1959)	11	25	1	0	0	0	0	70	91	79.28	294	0	0	0	1	\$200
Sieckmann, Tom	52T (1991)	2	6	1	0	0	0	0	68	76	73.17	9	0	1	1	0	\$3,725
Siem, Marcel	36T (2012)	3	10	2	0	0	0	0	70	75	72.3	7	0	0	3	1	\$63,000
Sifford, Charles	33T (1965)	6	18	3	0	0	0	0	71	85	75.78	94	0	0	0	1	\$2,374
Sikes, Dan	3T (1967)	11	44	11	1	1	3	3	68	77	72.23	66	0	4	7	7	\$32,745
Sikes, R.H.	13T (1965)	6	20	4	0	0	0	0	71	79	73.55	51	0	0	2	5	\$6,318
Sills, Tony	16T (1986)	4	12	2	0	0	0	0	69	81	74.08	31	0	1	1	1	\$12,100
Silvestrone, Art	CUT	3	6	0	0	0	0	0	74	83	77.5	41	0	0	0	0	\$550
Sim, Michael	51T (2009)	2	6	1	0	0	0	0	70	76	73.5	9	0	0	2	0	\$18,760
Simons, Jim	5T (1982)	9	28	5	0	1	1	1	67	77	72.82	61	0	6	6	1	\$23,874
Simpson, Scott	6T (1984, 1993)	17	56	11	0	0	3	3	64	81	72.5	78	1	7	14	7	\$108,349
Simpson, Tim	8T (1990)	11	32	5	0	0	1	1	69	81	73.28	59	0	1	8	2	\$55,704
Simpson, Webb	13T (2016)	12	42	9	0	0	0	0	64	79	71.07	19	2	15	18	4	\$782,275
Sinclair, Alex	CUT	5	12	0	0	0	0	0	74	85	77.92	233	0	0	0	0	\$100
Sindelar, Joey	10T (1997)	16	53	10	0	0	1	1	67	80	73.02	86	0	3	10	7	\$156,324
Singh, Jeev Milkha	9T (2008)	4	12	2	0	0	1	1	68	83	74.42	41	0	1	1	1	\$195,775
Singh, Vijay	1 (1998, 2004)	27	92	19	2	4	6	6	63	79	71.7	66	1	24	35	12	\$2,540,498
Sjölund, Patrik	CUT	2	4	0	0	0	0	0	74	79	77	24	0	0	0	0	\$3,250
Skinner, Sonny	CUT	4	8	0	0	0	0	0	73	85	77.88	55	0	0	0	0	\$10,700
Sleichter, T. R.	63T (1965)	5	12	1	0	0	0	0	71	79	76.83	76	0	0	0	1	\$300
Slocum, Heath	22 (2002)	8	26	5	0	0	0	0	67	80	72.27	31	0	4	6	4	\$208,604
Slocum, Jack	CUT	1	2	0	0	0	0	0	79	83	81	18	0	0	0	0	\$1,000
Sluman, Jeff	1 (1988)	22	76	16	1	1	2	2	65	79	72.28	77	1	13	21	13	\$411,154
Smack, Tom	CUT	1	2	0	0	0	0	0	77	80	78.5	17	0	0	0	0	\$0
Smail, David	67T (2009)	1	4	1	0	0	0	0	73	76	74.75	11	0	0	0	0	\$14,050
Small, Mike	69T (2007, 2011)	10	26	3	0	0	0	0	68	80	75.12	111	0	1	1	3	\$57,450
Smith, Al	CUT	1	2	0	0	0	0	0	78	82	80	20	0	0	0	0	\$0
Smith, Bob E.	20T (1971)	7	23	5	0	0	0	0	69	79	73.57	64	0	1	3	1	\$6,593
Smith, Bob L.	CUT	1	2	0	0	0	0	0	73	82	77.5	13	0	0	0	0	\$1,000
Smith, Bruce	CUT	2	4	0	0	0	0	0	75	81	77.5	22	0	0	0	0	\$4,500
Smith, Cameron	13T (2022)	7	26	6	0	0	0	0	66	82	71.73	27	0	6	8	5	\$427,111
Smith, Charles	CUT	1	3	0	0	0	0	0	74	81	76.67	90	0	0	0	0	\$0
Smith, Chris	29T (2001)	2	8	2	0	0	0	0	68	78	72.13	9	0	2	2	1	\$41,180
Smith, Dave	CUT	4	7	0	0	0	0	0	76	85	79.86	65	0	0	0	0	\$500
Smith, Dick	CUT	5	10	0	0	0	0	0	72	82	77.5	69	0	0	0	0	\$953
Smith, George	CUT	1	2	0	0	0	0	0	73	79	76	12	0	0	0	0	\$0
Smith, Jerry	CUT	1	2	0	0	0	0	0	78	80	79	16	0	0	0	0	\$2,500
Smith, Jordan L.	9T (2017)	2	6	1	0	0	0	1	68	75	70.83	1	0	2	4	0	\$253,100
Smith, Mike	76 (1985)	1	4	1	0	0	0	0	71	83	76.25	21	0	0	0	1	\$1,500
Smith, Robert	CUT	1	2	0	0	0	0	0	76	79	77.5	15	0	0	0	0	\$0
Smith, Steve	CUT	1	2	0	0	0	0	0	79	84	81.5	21	0	0	0	0	\$303
Smith, Stuart L.	CUT	3	6	0	0	0	0	0	72	82	77.5	41	0	0	0	0	\$8,200
Smith, Talbert	CUT	1	2	0	0	0	0	0	76	78	77	14	0	0	0	0	\$0
Smith, Taylor	53T (1997)	1	4	1	0	0	0	0	71	74	72.5	10	0	0	0	0	\$5,280
Smith, Todd M.	66T (1994)	5	14	2	0	0	0	0	69	79	74.5	53	0	1	2	0	\$8,350
Smith, Wes	CUT	1	2	0	0	0	0	0	72	78	75	10	0	0	0	0	\$0
Smitha, Steve	CUT	1	2	0	0	0	0	0	74	83	78.5	17	0	0	0	0	\$0
Smoak, Ronnie	73T (1979)	1	4	1	0	0	0	0	72	79	75.75	23	0	0	0	0	\$500
Smock, Brian	CUT	2	3	0	0	0	0	0	71	79	75.67	16	0	0	0	0	\$6,100
Snead, J.C.	3T (1973)	15	48	9	1	1	1	1	67	81	73.33	130	0	4	6	8	\$35,695
Snead, Sam	3 (1958)	21	74	17	3	4	8	8	67	82	72.26	135	0	10	15	11	\$54,698
Snedeker, Brandt	12T (2015)	13	46	10	0	0	0	0	66	78	71.17	26	0	14	17	4	\$786,415
Snead, Ed	28T (1979)	11	42	10	0	0	0	0	67	80	73.71	136	0	2	3	3	\$10,013

PGA CHAMPIONSHIP PLAYER RECORDS

STROKE PLAY (1958 to present)

Player	Best Finish	Years	Rds	Cuts Made	Top 3	Top 5	Top 10	Top 25	Low	High	Avg.	To Par	65<	60s	<Par	Par	\$
Snow, Ansel	CUT	1	2	0	0	0	0	0	74	76	75	10	0	0	0	0	\$0
Snyder, Brent	CUT	1	2	0	0	0	0	0	76	79	77.5	11	0	0	0	0	\$3,000
Sobb, Jim	CUT	3	6	0	0	0	0	0	72	83	77.5	37	0	0	0	0	\$2,000
Sommers, Jack	CUT	3	6	0	0	0	0	0	74	79	76.67	38	0	0	0	0	\$2,000
Song, Young Han	56T (2016)	2	6	1	0	0	0	0	68	80	72.83	15	0	2	2	0	\$25,250
Sorenson, Jeff	CUT	2	4	0	0	0	0	0	73	83	76.5	26	0	0	0	0	\$5,000
Souchak, Mike	5T (1959)	13	48	11	0	1	2	2	67	79	72.6	105	0	5	9	1	\$13,614
Sowards, Bob	CUT	11	22	0	0	0	0	0	69	82	75.86	115	0	1	1	0	\$26,500
Spaun, J.J.	35T (2018)	3	10	2	0	0	0	0	67	75	71	10	0	3	3	1	\$75,279
Spears, Don	52T (1964)	1	4	1	0	0	0	0	71	76	73	12	0	0	0	0	\$319
Speer, James S.	CUT	1	2	0	0	0	0	0	87	88	87.5	33	0	0	0	0	\$0
Speight, Josh	CUT	1	2	0	0	0	0	0	71	77	74	8	0	0	0	0	\$3,000
Spence, Bob	CUT	2	4	0	0	0	0	0	74	78	76.5	24	0	0	0	0	\$0
Spence, Scott	CUT	2	4	0	0	0	0	0	74	80	78	28	0	0	0	0	\$3,750
Spencer, John	CUT	1	2	0	0	0	0	0	74	79	76.5	13	0	0	0	0	\$0
Spencer, Wysol	CUT	1	2	0	0	0											

PGA CHAMPIONSHIP PLAYER RECORDS

STROKE PLAY (1958 to present)

Player	Best Finish	Years	Rds	Cuts Made	Top 3	Top 5	Top 10	Top 25	Low	High	Avg.	To Par	65<	60s	<Par	Par	\$
Stroud, Chris	9T (2017)	5	16	3	0	0	1	1	66	81	71.81	17	0	4	5	3	\$294,050
Stroup, Lenny	CUT	1	2	0	0	0	0	0	79	82	80.5	21	0	0	0	0	\$0
Struver, Sven	CUT	1	2	0	0	0	0	0	71	76	73.5	3	0	0	1	0	\$1,750
Stuard, Brian	79T (2016)	3	8	1	0	0	0	0	70	75	71.88	13	0	0	0	4	\$22,500
Stuart, Glenn	CUT	7	15	0	0	0	0	0	71	82	77.4	173	0	0	0	0	\$0
Stuhler, Arthur	CUT	1	2	0	0	0	0	0	80	87	83.5	27	0	0	0	0	\$0
Stukart, Hank	CUT	2	4	0	0	0	0	0	81	83	81.75	45	0	0	0	0	\$250
Stupple, Bob	CUT	1	2	0	0	0	0	0	76	81	78.5	17	0	0	0	0	\$0
Sturgeon, Grant	76T (2009)	2	6	1	0	0	0	0	71	80	75.5	21	0	0	1	0	\$16,300
Sullivan, Andy	49T (2016)	5	12	1	0	0	0	0	67	78	72.92	25	0	3	3	1	\$37,300
Sullivan, Bud	51T (1960)	5	12	2	0	0	0	0	73	82	76.75	72	0	0	0	0	\$200
Sullivan, Chip	31T (2004)	6	14	1	0	0	0	0	71	84	76.14	70	0	0	2	2	\$46,250
Sullivan, Mike	12T (1989)	11	38	8	0	0	0	0	66	82	73.24	81	0	3	5	4	\$37,849
Sullivan, Vincent	49T (1965)	1	4	1	0	0	0	0	72	79	74.5	14	0	0	0	0	\$467
Summerhays, Bruce	77 (1981)	4	10	1	0	0	0	0	73	84	77.4	68	0	0	0	0	\$1,653
Summerhays, Daniel	3 (2016)	3	12	3	1	1	1	1	66	77	70.5	-2	0	5	7	1	\$753,950
Summerhays, Joseph	CUT	2	4	0	0	0	0	0	73	84	78.5	30	0	0	0	0	\$6,200
Suri, Julian	19T (2018)	2	6	1	0	0	0	0	66	73	69.67	-2	0	3	3	1	\$116,225
Sutherland, David	70 (1998)	1	4	1	0	0	0	0	68	77	73.75	15	0	1	1	0	\$5,550
Sutherland, Kevin	9T (2007)	13	42	8	0	0	1	1	68	78	73.1	98	0	3	4	5	\$348,936
Sutton, Hal	1 (1983)	24	82	17	1	1	3	3	64	81	72.76	138	2	14	20	7	\$296,336
Suveges, John	CUT	2	4	0	0	0	0	0	75	81	78.5	32	0	0	0	0	\$0
Swafford, Hudson	CUT	3	6	0	0	0	0	0	72	77	75	24	0	0	0	0	\$10,200
Sweborg, Tim	CUT	1	2	0	0	0	0	0	81	85	83	26	0	0	0	0	\$0
Swift, Bob	CUT	1	2	0	0	0	0	0	78	79	78.5	17	0	0	0	0	\$0
Swilor, Milan	CUT	2	4	0	0	0	0	0	77	80	78.75	27	0	0	0	0	\$1,750
T																	
Talkington, Tom	33T (1958)	2	6	1	0	0	0	0	73	77	74.83	29	0	0	0	0	\$220
Tanaka, Hidemichi	55T (2004)	4	12	2	0	0	0	0	71	80	75	40	0	0	2	2	\$25,900
Tanigawa, Ken	CUT	1	2	0	0	0	0	0	73	78	75.5	11	0	0	0	0	\$3,100
Taniguchi, Toru	68T (2012)	7	16	1	0	0	0	0	72	82	76.06	85	0	0	0	1	\$28,150
Tanihara, Hideto	33T (2016)	4	14	3	0	0	0	0	66	78	72.14	16	0	2	4	1	\$82,009
Tapie, Alan	20T (1980)	3	10	2	0	0	0	0	65	77	72.8	26	1	2	2	1	\$6,653
Tataurangi, Phil	61T (2003)	1	4	1	0	0	0	0	71	78	74.5	18	0	0	0	0	\$12,000
Tatum, Tom	CUT	1	2	0	0	0	0	0	81	83	82	20	0	0	0	0	\$1,000
Taylor, Bret	CUT	1	2	0	0	0	0	0	82	83	82.5	25	0	0	0	0	\$1,300
Taylor, J.D.	CUT	4	9	0	0	0	0	0	73	81	77.33	130	0	0	0	0	\$0
Taylor, Joe	CUT	2	5	0	0	0	0	0	75	76	75.8	99	0	0	0	0	\$100
Taylor, Joel	CUT	1	2	0	0	0	0	0	76	81	78.5	17	0	0	0	0	\$0
Taylor, Mike	CUT	1	2	0	0	0	0	0	73	79	76	8	0	0	0	0	\$1,300
Taylor, Nick	68T (2015)	2	6	1	0	0	0	0	71	76	73.5	13	0	0	1	0	\$21,300
Taylor, Steve	CUT	2	4	0	0	0	0	0	76	78	76.75	23	0	0	0	0	\$500
Taylor, Vaughn	28T (2005)	6	16	2	0	0	0	0	68	78	72.31	29	0	4	5	1	\$96,789
Teal, Glenn	73 (1967)	1	4	1	0	0	0	0	74	80	77	20	0	0	0	0	\$300
Teater, Josh	47T (2013)	1	4	1	0	0	0	0	71	72	71.25	5	0	0	0	0	\$18,875
Teichmann, Werner	CUT	1	2	0	0	0	0	0	80	80	80	20	0	0	0	0	\$0
Tennyson, Brian	26T (1990)	3	10	2	0	0	0	0	69	83	74	20	0	1	4	1	\$16,186
Tentis, Dave	68 (2002)	5	12	1	0	0	0	0	72	80	76.83	68	0	0	0	1	\$19,000
Terasa, Ed	CUT	5	10	0	0	0	0	0	72	79	76.6	54	0	0	0	0	\$5,800
Terry, Ron	CUT	1	2	0	0	0	0	0	74	74	74	8	0	0	0	0	\$350
Teshima, Taichi	CUT	1	2	0	0	0	0	0	74	77	75.5	7	0	0	0	0	\$2,000
Tewell, Doug	9T (1983)	12	44	10	0	0	2	2	64	81	72.41	62	1	7	10	8	\$57,668
Thacker, Joe	CUT	1	2	0	0	0	0	0	78	79	78.5	17	0	0	0	0	\$0
Thelen, Tim	CUT	9	18	0	0	0	0	0	71	85	76.28	97	0	0	1	0	\$19,250
Thirsk, Stan	37T (1966)	10	30	5	0	0	0	0	68	82	75.8	158	0	1	1	1	\$2,217
Thomas, Craig	CUT	4	8	0	0	0	0	0	70	80	75.5	32	0	0	1	0	\$9,000
Thomas, Emery	CUT	1	2	0	0	0	0	0	74	78	76	12	0	0	0	0	\$0
Thomas, George	CUT	1	2	0	0	0	0	0	74	82	78	16	0	0	0	0	\$0
Thomas, Justin	1 (2017, 2022)	7	26	6	2	2	3	3	65	75	69.69	-24	1	14	16	3	\$5,117,413
Thomas, Paul	CUT	2	5	0	0	0	0	0	72	80	76.6	103	0	0	0	0	\$0
Thompson, Barney	CUT	1	2	0	0	0	0	0	74	78	76	12	0	0	0	0	\$550
Thompson, Gene	CUT	2	4	0	0	0	0	0	74	81	77.5	30	0	0	0	0	\$0
Thompson, Jimmy	CUT	3	7	0	0	0	0	0	73	80	77	119	0	0	0	0	\$100
Thompson, Kim	CUT	4	8	0	0	0	0	0	76	87	79.13	57	0	0	0	0	\$4,750
Thompson, Leonard	10T (1975)	14	54	13	0	0	1	1	66	81	72.65	105	0	8	12	3	\$33,152
Thompson, Michael	22T (2013)	4	10	1	0	0	0	0	67	81	72.6	22	0	2	2	0	\$83,700
Thompson, Nick	24T (2008)	1	4	1	0	0	0	0	71	73	72.25	9	0	0	0	0	\$57,000
Thompson, Robert	CUT	3	6	0	0	0	0	0	73	79	76.17	29	0	0	0	0	\$5,500
Thompson, Rocky	62T (1979)	2	6	1	0	0	0	0	72	77	74.17	23	0	0	0	0	\$535
Thomsen, Clyde	CUT	1	2	0	0	0	0	0	80	82	81	20	0	0	0	0	\$0
Thomsen, Jeff	CUT	2	4	0	0	0	0	0	76	78	76.75	23	0	0	0	0	\$2,500
Thore, David	CUT	1	2	0	0	0	0	0	70	78	74	6	0	0	1	0	\$1,000
Thorpe, Jim	7T (1986)	8	26	5	0	0	1	1	67	83	72.88	51	0	3	3	2	\$35,695
Tiddy, George	CUT	1	2	0	0	0	0	0	79	80	79.5	17	0	0	0	0	\$0
Tinsley, Dave	CUT	1	2	0	0	0	0	0	72	80	76	12	0	0	0	0	\$0

PGA CHAMPIONSHIP PLAYER RECORDS

STROKE PLAY (1958 to present)

Player	Best Finish	Years	Rds	Cuts Made	Top 3	Top 5	Top 10	Top 25	Low	High	Avg.	To Par	65<	60s	<Par	Par	\$
Tiso, Cos	CUT	1	2	0	0	0	0	0	78	81	79.5	19	0	0	0	0	\$0
Tiziani, Dennis	51T (1976)	1	4	1	0	0	0	0	68	77	73.75	15	0	1	1	0	\$450
Todd, Brendon	17T (2020)	4	12	2	0	0	0	0	65	77	72.25	15	1	2	3	1	\$180,500
Tokimatsu, Ryuko	CUT	1	2	0	0	0	0	0	71	73	72	4	0	0	0	0	\$3,100
Tolles, Tommy	3T (1996)	4	12	2	1	1	1	1	66	80	71.75	9	0	4	6	1	\$178,350
Tomasino, Larry	CUT	1	2	0	0	0	0	0	76	77	76.5	13	0	0	0	0	\$0
Toms, David	1 (2001)	19	64	13	1	2	4	4	65	78	71.64	45	3	17	21	8	\$2,117,336
Torrance, Sam	23T (1995)	6	18	3	0	0	0	0	69	82	72.89	36	0	5	6	2	\$34,633
Torres, Gene	72T (1972)	2	6	1	0	0	0	0	70	80	76.83	39	0	0	0	1	\$636
Torza, Phil	35T (1958)	4	10	1	0	0	0	0	69	82	75.8	58	0	1	1	0	\$162
Toski, Bob	20T (1958)	4	12	2	0	0	0	0	70	82	74.83	50	0	0	1	2	\$996
Toulson, Chris	CUT	2	4	0	0	0	0	0	74	79	76.5	22	0	0	0	0	\$3,050
Towns, Ken	76T (1971)	5	12	1	0	0	0	0	74	83	76.92	73	0	0	0	0	\$258
Trahan, D.J.	31T (2008)	5	14	2	0	0	0	0	71	79	73.93	43	0	0	0	2	\$60,625
Trainer, Martin	CUT	1	2	0	0	0	0	0	70	75	72.5	5	0	0	0	1	\$3,100
Traub, John	CUT	2	4	0	0	0	0	0	77	92	82.25	45	0	0	0	0	\$1,550
Trepsas, Henry	CUT	1	2	0	0	0	0	0	74	80	77						

PGA CHAMPIONSHIP PLAYER RECORDS

STROKE PLAY (1958 to present)

Player	Best Finish	Years	Rds	Cuts Made	Top 3	Top 5	Top 10	Top 25	Low	High	Avg.	To Par	65<	60s	<Par	Par	\$
Wade, Doug	CUT	1	2	0	0	0	0	0	83	93	88	32	0	0	0	0	\$2,500
Wadkins, Bobby	7T (1987)	15	49	10	0	0	1	1	67	81	73.67	133	0	6	8	2	\$44,533
Wadkins, Lanny	1 (1977)	28	96	20	5	5	6	6	65	86	72.54	154	1	18	28	11	\$364,734
Wadsworth, Fred	CUT	1	2	0	0	0	0	0	76	78	77	10	0	0	0	0	\$1,000
Wagner, Johnson	51T (2011)	3	8	1	0	0	0	0	69	78	73.25	22	0	1	1	0	\$22,500
Wagner, Leonard	63 (1959)	2	6	1	0	0	0	0	72	86	77.5	45	0	0	0	0	\$200
Waite, Grant	59T (2001)	5	12	1	0	0	0	0	64	79	73.33	32	1	1	1	2	\$13,450
Waldespuhl, Gordon	CUT	1	2	0	0	0	0	0	80	83	81.5	23	0	0	0	0	\$250
Waldorf, Duffy	9T (1992)	12	38	7	0	0	1	1	67	79	72.61	57	0	6	11	6	\$136,410
Walker, Brett	CUT	1	2	0	0	0	0	0	77	77	77	10	0	0	0	0	\$3,200
Walker, Jimmy	1 (2016)	11	34	6	1	1	2	2	65	81	71.24	12	2	12	13	4	\$2,294,248
Wall, Anthony	CUT	2	4	0	0	0	0	0	72	78	74.75	11	0	0	0	1	\$5,000
Wall, Art	5T (1961)	11	40	9	0	1	2	2	66	78	72.95	112	0	3	3	4	\$9,523
Wallace, Matt	3T (2019)	4	16	4	1	1	1	1	66	77	70.75	4	0	5	6	2	\$729,950
Wallin, Tony	CUT	1	1	0	0	0	0	0	78	78	78	8	0	0	0	0	\$650
Walter, Scott	CUT	1	2	0	0	0	0	0	77	78	77.5	13	0	0	0	0	\$0
Walton, Philip	39T (1995)	2	6	1	0	0	0	0	68	76	71	-2	0	1	3	2	\$8,050
Walzel, Bobby	8T (1980)	4	10	1	0	0	1	1	68	79	73.6	32	0	1	1	0	\$9,650
Wampler, Fred	38T (1967)	11	33	5	0	0	0	0	69	80	74.79	214	0	1	1	1	\$2,066
Wang, Jeunghun	CUT	2	4	0	0	0	0	0	73	75	74	14	0	0	0	0	\$6,000
Ward, Lester	CUT	3	6	0	0	0	0	0	73	80	77	42	0	0	0	0	\$0
Ware, Robby	CUT	1	2	0	0	0	0	0	73	80	76.5	9	0	0	0	0	\$1,300
Wargo, Tom	28T (1992)	5	14	2	0	0	0	0	70	84	73.86	36	0	0	1	3	\$18,058
Warobick, Lou	81 (1963)	5	12	1	0	0	0	0	74	80	77.33	84	0	0	0	0	\$150
Warren, Charles	62T (2006)	1	4	1	0	0	0	0	70	77	73.75	7	0	0	1	0	\$13,425
Warren, Len	CUT	1	2	0	0	0	0	0	74	86	80	20	0	0	0	0	\$0
Warren, Marc	12T (2013)	3	12	3	0	0	0	0	66	74	70	-12	0	6	6	3	\$286,425
Warren, Shawn	CUT	3	6	0	0	0	0	0	71	79	76	36	0	0	0	0	\$10,200
Waryan, Bill	CUT	2	4	0	0	0	0	0	75	82	78.5	34	0	0	0	0	\$0
Waryon, Don	61 (1959)	1	4	1	0	0	0	0	72	79	74.75	19	0	0	0	0	\$200
Watney, Nick	12T (2011)	9	28	5	0	0	0	0	65	82	72.04	29	1	9	11	3	\$357,276
Watrous, Al	CUT	1	2	0	0	0	0	0	75	78	76.5	13	0	0	0	0	\$0
Watrous, Thomas	73T (1963)	1	4	1	0	0	0	0	70	81	76	20	0	0	1	0	\$175
Watson, Bob	CUT	2	4	0	0	0	0	0	73	87	80	38	0	0	0	0	\$0
Watson, Bubba	2 (2010)	16	52	10	1	1	1	1	63	80	72.23	74	1	9	15	8	\$1,293,365
Watson, Craig	CUT	1	2	0	0	0	0	0	77	81	79	16	0	0	0	0	\$1,000
Watson, Denis	33 (1984)	7	24	5	0	0	0	0	68	84	73.75	62	0	1	5	2	\$16,431
Watson, Roger	60T (1975)	2	6	1	0	0	0	0	73	78	75.33	32	0	0	0	0	\$679
Watson, Tom	2 (1978)	33	116	25	1	2	10	10	65	83	71.73	91	2	27	41	11	\$455,958
Watts, Brian	41T (1999)	6	20	4	0	0	0	0	69	80	72.95	33	0	1	6	2	\$35,689
Way, Paul	CUT	1	2	0	0	0	0	0	82	84	83	24	0	0	0	0	\$1,000
Weaver, Bert	27T (1963)	7	18	2	0	0	0	0	70	81	75.33	154	0	0	1	2	\$1,259
Weaver, DeWitt	33T (1972)	7	26	6	0	0	0	0	69	78	74.08	92	0	1	1	2	\$3,965
Weaver, John	CUT	1	2	0	0	0	0	0	77	79	78	16	0	0	0	0	\$0
Webb, Gene	70T (1968)	2	7	1	0	0	0	0	72	79	75.29	26	0	0	0	0	\$365
Webb, Jack	CUT	2	4	0	0	0	0	0	80	83	81.25	41	0	0	0	0	\$0
Webb, Larry	CUT	2	4	0	0	0	0	0	74	82	77	22	0	0	0	0	\$2,000
Webster, Steve	59T (2005)	3	8	1	0	0	0	0	70	78	74.13	29	0	0	0	1	\$18,343
Weeden, Jim	CUT	1	2	0	0	0	0	0	75	76	75.5	9	0	0	0	0	\$1,000
Weekley, Boo	9T (2007)	7	23	5	0	0	1	1	65	80	71.78	20	2	6	9	1	\$457,955
Weibring, D.A.	3T (1987)	15	52	11	1	2	2	2	67	78	72.42	78	0	10	13	5	\$156,308
Weinhart, Tim	CUT	5	10	0	0	0	0	0	74	82	77.3	61	0	0	0	0	\$11,500
Weir, Mike	6 (2006)	12	40	8	0	0	3	3	65	81	71.98	35	1	10	12	3	\$667,846
Weiskopf, Tom	3 (1975)	18	59	12	1	2	5	5	65	82	73.03	143	1	5	10	10	\$60,648
Weitzel, Jay	CUT	1	2	0	0	0	0	0	80	81	80.5	21	0	0	0	0	\$0
Wells, Ron	CUT	2	4	0	0	0	0	0	79	84	80.75	39	0	0	0	0	\$2,000
Wentworth, Kevin	21T (1999)	1	4	1	0	0	0	0	70	74	72	0	0	0	1	2	\$33,200
Werenski, Richy	38T (2021)	3	8	1	0	0	0	0	71	75	72.5	12	0	0	1	1	\$48,200
Werner, Rick	CUT	2	3	0	0	0	0	0	74	87	79.67	26	0	0	0	0	\$2,000
West, Mike	CUT	1	2	0	0	0	0	0	75	76	75.5	9	0	0	0	0	\$0
Westwood, Lee	3T (2009)	23	76	15	1	1	2	2	65	83	72.07	89	1	19	25	10	\$1,243,635
Wetterich, Brett	32T (2007)	2	6	1	0	0	0	0	70	77	73.17	15	0	0	0	1	\$37,250
Whalen, Dan	CUT	1	2	0	0	0	0	0	75	83	79	16	0	0	0	0	\$0
Whaley, Ed	CUT	2	4	0	0	0	0	0	75	80	77.25	27	0	0	0	0	\$0
Whalley, Ed	CUT	1	2	0	0	0	0	0	78	85	81.5	19	0	0	0	0	\$0
Wharton, Frank	CUT	1	2	0	0	0	0	0	77	79	78	16	0	0	0	0	\$0
Wheeler, Larry L.	CUT	1	2	0	0	0	0	0	79	88	83.5	25	0	0	0	0	\$303
Whetzle, Dick	CUT	2	4	0	0	0	0	0	73	79	76	22	0	0	0	0	\$0
Whibley, Frank	CUT	1	2	0	0	0	0	0	77	86	81.5	23	0	0	0	0	\$0
White, Alan	CUT	5	10	0	0	0	0	0	75	86	78.8	82	0	0	0	0	\$600
White, Buck	CUT	1	3	0	0	0	0	0	70	86	76.67	90	0	0	0	1	\$100
White, Darwin	CUT	1	2	0	0	0	0	0	76	88	82	22	0	0	0	0	\$0
White, Don	CUT	1	2	0	0	0	0	0	79	90	84.5	27	0	0	0	0	\$0
White, James B.	CUT	1	2	0	0	0	0	0	70	78	74	8	0	0	0	1	\$350
White, Jim	CUT	6	12	0	0	0	0	0	68	87	76.67	70	0	1	1	0	\$4,300

PGA CHAMPIONSHIP PLAYER RECORDS

STROKE PLAY (1958 to present)

Player	Best Finish	Years	Rds	Cuts Made	Top 3	Top 5	Top 10	Top 25	Low	High	Avg.	To Par	65<	60s	<Par	Par	\$
Whitman, Ed	CUT	4	8	0	0	0	0	0	74	84	78	52	0	0	0	0	\$3,000
Whitt, Don	15T (1961)	7	25	5	0	0	0	0	68	82	73.68	160	0	1	1	2	\$2,645
Whitten, Buddy	27T (1983)	5	12	1	0	0	0	0	66	81	74.75	51	0	1	2	0	\$5,203
Whittington, Oran	CUT	1	2	0	0	0	0	0	80	82	81	20	0	0	0	0	\$0
Wi, Charlie	9T (2008)	5	14	2	0	0	1	1	70	79	74.07	41	0	0	0	3	\$199,750
Wiebe, Mark	12T (1989)	11	37	8	0	0	0	0	67	80	73.24	66	0	4	7	4	\$55,817
Wiechers, Jim	29T (1972)	4	14	3	0	0	0	0	69	80	73.36	43	0	1	2	2	\$3,433
Wiemers, Chris	CUT	2	4	0	0	0	0	0	73	77	75	16	0	0	0	0	\$4,500
Wiesberger, Bernd	15T (2014)	9	24	3	0	0	0	0	65	79	72	30	1	6	6	5	\$260,433
Wilcox, Terry	7T (1969)	4	12	2	0	0	1	1	66	79	72.92	31	0	1	1	1	\$6,168
Wilkin, Robert	CUT	4	8	0	0	0	0	0	75	86	78.88	63	0	0	0	0	\$5,300
Wilkins, Gary	CUT	1	2	0	0	0	0	0	79	79	79	14	0	0	0	0	\$1,000
Willett, Danny	30T (2014)	10	32	6	0	0	0	0	66	79	72.19	44	0	4	7	4	\$197,336
Williams, Don	CUT	1	2	0	0	0	0	0	79	87	83	26	0	0	0	0	\$0
Williams, Harold	CUT	1	2	0	0	0	0	0	77	79	78	16	0	0	0	0	\$0
Williams, Henry	44T (1959)	2	8	2	0	0	0	0	72	7							

PGA CHAMPIONSHIP PLAYER RECORDS

STROKE PLAY (1958 to present)

Player	Best Finish	Years	Rds	Cuts Made	Top 3	Top 5	Top 10	Top 25	Low	High	Avg.	To Par	65<	60s	<Par	Par	\$
Zakarian, Joe	49T (1963)	4	11	1	0	0	0	0	71	81	75.73	129	0	0	0	1	\$335
Zalatoris, Will	2 (2022)	2	8	2	1	1	2	2	65	74	70.25	-6	1	2	4	1	\$1,883,000
Zanotti, Fabrizio	46T (2014)	2	6	1	0	0	0	0	70	80	72.67	10	0	0	1	3	\$28,375
Zarley, Kermit	8T (1968)	12	44	10	0	0	2	2	67	82	73.27	120	0	6	6	5	\$17,615
Zastko, Jake	CUT	1	2	0	0	0	0	0	76	82	79	18	0	0	0	0	\$0
Zelazny, Joe	CUT	1	2	0	0	0	0	0	80	81	80.5	21	0	0	0	0	\$0
Zender, Bob	26T (1978)	3	10	2	0	0	0	0	69	78	73.4	26	0	2	2	0	\$4,025
Zhang, Xin-jun	CUT	1	2	0	0	0	0	0	71	72	71.5	3	0	0	0	0	\$3,100
Ziats, Ray	CUT	1	2	0	0	0	0	0	78	86	82	24	0	0	0	0	\$0
Ziegler, Larry	5T (1969)	9	28	5	0	1	1	1	68	83	74.25	105	0	2	4	1	\$10,058
Zimmerman, Robert	38T (1967)	1	4	1	0	0	0	0	68	76	73.5	6	0	1	1	0	\$633
Ziobro, Billy	CUT	1	2	0	0	0	0	0	77	79	78	16	0	0	0	0	\$250
Zoeller, Fuzzy	2 (1981)	20	66	13	1	1	3	3	67	80	72.61	104	0	9	15	11	\$136,869
Zokol, Richard	14T (1993)	4	16	4	0	0	0	0	66	77	71.06	1	0	3	8	2	\$47,464
Zontek, John	CUT	5	11	0	0	0	0	0	71	84	76.73	142	0	0	0	0	\$0
Zwemke, Zane	CUT	1	2	0	0	0	0	0	72	76	74	4	0	0	0	1	\$2,000

PGA CHAMPIONS WHO WERE SONS OF PGA OF AMERICA PROFESSIONALS

PGA CHAMPION	YEAR	FATHER
Melvin "Chick" Harbert	1954	E.W. Harbert
Doug Ford	1955	Mike Ford
Jack Burke Jr.	1956	Jack Burke Sr.
Dave Marr II	1965	Dave Marr I
Raymond Floyd	1969, '82	Loran B. Floyd
Davis Love III	1997	Davis Love II
Rich Beem	2002	Larry Beem
Keegan Bradley	2011	Mark Bradley
Justin Thomas	2017, '22	Mike Thomas



63s IN THE PGA CHAMPIONSHIP

YEAR	PLAYER	VENUE	ROUND	SCORE
1975	Bruce Crampton	Firestone CC	2	63 -7
1982	Raymond Floyd	Southern Hills CC	1	63 -7
1984	Gary Player	Shoal Creek CC	2	63 -9
1993	Vijay Singh	Inverness Club	2	63 -8
1995	Michael Bradley	Riviera CC	1	63 -8
1995	Brad Faxon	Riviera CC	4	63 -8
2000	Jose Maria Olazabal	Valhalla GC	3	63 -9
2001	Mark O'Meara	Atlanta AC	2	63 -7
2005	Thomas Bjorn	Baltusrol GC	3	63 -7
2007	Tiger Woods	Southern Hills CC	2	63 -7
2011	Steve Stricker	Atlanta AC	1	63 -7
2013	Jason Dufner	Oak Hill CC	2	63 -7
2015	Hiroshi Iwata	Whistling Straits GC	2	63 -9
2016	Robert Streb	Baltusrol GC	2	63 -7
2018	Charl Schwartzel	Bellerive CC	2	63 -7
2018	Brooks Koepka	Bellerive CC	2	63 -7
2019	Brooks Koepka	Bethpage State Park	1	63 -7
2022	Bubba Watson	Southern Hills CC	2	63 -7

PGA CHAMPIONSHIP PLAYER RECORDS

MOST CAREER WINS (STROKE PLAY & MATCH PLAY)

WINS	PLAYER	YEARS
5	Walter Hagen	1921, 1924, 1925, 1926, 1927
5	Jack Nicklaus	1963, 1971, 1973, 1975, 1980
4	Tiger Woods	1999, 2000, 2006, 2007
3	Gene Sarazen	1922, 1923, 1933
3	Sam Snead	1942, 1949, 1951
2	Jim Barnes	1916, 1919
2	Leo Diegel	1928, 1929
2	Denny Shute	1936, 1937
2	Paul Runyan	1934, 1938
2	Byron Nelson	1940, 1945
2	Ben Hogan	1946, 1948
2	Gary Player	1962, 1972
2	Dave Stockton	1970, 1976
2	Raymond Floyd	1969, 1982
2	Lee Trevino	1974, 1984
2	Larry Nelson	1981, 1987
2	Nick Price	1992, 1994
2	Vijay Singh	1998, 2004
2	Rory McIlroy	2012, 2014
2	Brooks Koepka	2018, 2019
2	Phil Mickelson	2005, 2021
2	Justin Thomas	2017, 2022

MOST CAREER WINS (STROKE PLAY ONLY)

WINS	PLAYER	YEARS
5	Jack Nicklaus	1963, 1971, 1973, 1975, 1980
4	Tiger Woods	1999, 2000, 2006, 2007
2	Gary Player	1962, 1972
2	Dave Stockton	1970, 1976
2	Raymond Floyd	1969, 1982
2	Lee Trevino	1974, 1984
2	Larry Nelson	1981, 1987
2	Nick Price	1992, 1994
2	Vijay Singh	1998, 2004
2	Rory McIlroy	2012, 2014
2	Brooks Koepka	2018, 2019
2	Phil Mickelson	2005, 2021
2	Justin Thomas	2017, 2022

MOST CONSECUTIVE WINS

WINS	PLAYER	YEARS
4	Walter Hagen	1924, 1925, 1926, 1927
2	Jim Barnes	1916, 1919
2	Gene Sarazen	1922, 1923
2	Leo Diegel	1928, 1929
2	Denny Shute	1936, 1937
2	Tiger Woods	1999, 2000
2	Tiger Woods	2006, 2007
2	Brooks Koepka	2018, 2019

MOST RUNNER-UP FINISHES

RUNNER-UP	PLAYER	YEARS
4	Jack Nicklaus	1964, 1965, 1974 and 1983
3	Byron Nelson	1939, 1941 and 1944
3	Billy Casper	1958, 1965 and 1971
3	Arnold Palmer	1964, 1968 and 1970
3	Lanny Wadkins	1982, 1984 and 1987
3	Tiger Woods	2002, 2009 and 2018

MOST RUNNER-UP FINISHES, SOLO SECOND PLACE

RUNNER-UP	PLAYER	YEARS
3	Byron Nelson	1939, 1941 and 1944
3	Tiger Woods	2002, 2009 and 2018

MOST TOP 3 FINISHES (STROKE PLAY ONLY)

TOP 3	PLAYER
12	Jack Nicklaus
7	Tiger Woods
5	Lanny Wadkins
5	Gary Player
5	Phil Mickelson
4	Rory McIlroy
4	Billy Casper
4	Steve Elkington

MOST TOP 5 FINISHES (STROKE PLAY ONLY)

TOP 5	PLAYER
14	Jack Nicklaus
8	Tiger Woods
6	Gary Player
6	Billy Casper

MOST TOP 10 FINISHES (STROKE PLAY ONLY)

TOP 10	PLAYER
15	Jack Nicklaus
10	Tom Watson
10	Phil Mickelson
9	Tiger Woods
8	Raymond Floyd
8	Sam Snead
8	Gary Player
8	Billy Casper

MOST TOP 25 FINISHES (STROKE PLAY ONLY)

TOP 25	PLAYER
23	Jack Nicklaus
18	Tom Watson
17	Raymond Floyd
15	Phil Mickelson
13	Adam Scott
13	Arnold Palmer
13	Billy Casper

PGA CHAMPIONSHIP PLAYER RECORDS

LOWEST 72-HOLE SCORE

SCORE	TO-PAR	PLAYER	R1	R2	R3	R4	YEAR	COURSE
264	-16	Brooks Koepka	69	63	66	66	2018	Bellerive CC
265	-15	David Toms	66	65	65	69	2001	Atlanta Athletic Club
266	-14	Phil Mickelson	66	66	66	68	2001	Atlanta Athletic Club
266	-14	Jimmy Walker	65	66	68	67	2016	Baltusrol GC
266	-14	Tiger Woods	70	66	66	64	2018	Bellerive CC
267	-17	Steve Elkington	68	67	68	64	1995	Riviera CC
267	-17	Colin Montgomerie	68	67	67	65	1995	Riviera CC
267	-13	Jason Day	68	65	67	67	2016	Baltusrol GC
267	-13	Adam Scott	70	65	65	67	2018	Bellerive CC
267	-13	Collin Morikawa	69	69	65	64	2020	TPC Harding Park

LOWEST 72-HOLE SCORE (TO PAR)

TO-PAR	PLAYER	R1	R2	R3	R4	YEAR	COURSE
-20	Jason Day	68	67	66	67	2015	Whistling Straits
-18	Bob May	72	66	66	66	2000	Valhalla GC
-18	Tiger Woods	66	67	70	67	2000	Valhalla GC
-18	Tiger Woods	69	68	65	68	2006	Medinah Country Club
-17	Steve Elkington	68	67	68	64	1995	Riviera CC
-17	Colin Montgomerie	68	67	67	65	1995	Riviera CC
-17	Jordan Spieth	71	67	65	68	2015	Whistling Straits
-16	Rory McIlroy	66	67	67	68	2014	Valhalla GC
-16	Brooks Koepka	69	63	66	66	2018	Bellerive CC

LOWEST 18-HOLE SCORE

SCORE	TO-PAR	PLAYER	OUT-IN	ROUND	YEAR	COURSE
63	-7	Bruce Crampton	(31-32)	Second Round	1975	Firestone CC
63	-7	Raymond Floyd	(33-30)	First Round	1982	Southern Hills CC
63	-9	Gary Player	(30-33)	Second Round	1984	Shoal Creek CC
63	-8	Vijay Singh	(32-31)	Second Round	1993	Inverness Club
63	-8	Brad Faxon	(28-35)	Final Round	1995	Riviera CC
63	-8	Michael Bradley	(30-33)	First Round	1995	Riviera CC
63	-9	José María Olazábal	(32-31)	Third Round	2000	Valhalla GC
63	-7	Mark O'Meara	(32-31)	Second Round	2001	Atlanta Athletic Club
63	-7	Thomas Bjørn	(32-31)	Third Round	2005	Baltusrol GC
63	-7	Tiger Woods	(32-31)	Second Round	2007	Southern Hills CC
63	-7	Steve Stricker	(30-33)	First Round	2011	Atlanta Athletic Club
63	-7	Jason Dufner	(31-32)	Second Round	2013	Oak Hill CC
63	-9	Hiroshi Iwata	(34-29)	Second Round	2015	Whistling Straits
63	-7	Robert Streb	(33-30)	Second Round	2016	Baltusrol GC
63	-7	Brooks Koepka	(32-31)	Second Round	2018	Bellerive CC
63	-7	Charl Schwartzel	(32-31)	Second Round	2018	Bellerive CC
63	-7	Brooks Koepka	(32-31)	First Round	2019	Bethpage State Park Black Course
63	-7	Bubba Watson	(32-31)	Second Round	2022	Southern Hills CC
64						Has been posted 41 times.

LOWEST 9-HOLE SCORE (records only available since 1982)

SCORE	ROUND/SIDE	PLAYER	YEAR	COURSE
28	Round 4, First 9	Brad Faxon	1995	Riviera CC
29	Round 1, Second 9	Fred Couples	1982	Southern Hills CC
29	Round 2, First 9	Gibby Gilbert	1983	Riviera CC
29	Round 1, First 9	John Adams	1995	Riviera CC
29	Round 2, Second 9	Justin Rose	2013	Oak Hill CC
29	Round 2, Second 9	Hiroshi Iwata	2015	Whistling Straits
29	Round 2, First 9	Kevin Kisner	2018	Bellerive CC

PGA CHAMPIONSHIP PLAYER RECORDS

LOWEST SCORE, FIRST 36-HOLES

SCORE	TO-PAR	PLAYER	R1	R2	YEAR	COURSE
128	-12	Brooks Koepka	63	65	2019	Bethpage State Park Black Course
130	-10	Gary Woodland	64	66	2018	Bellerive CC
131	-11	Hal Sutton	65	66	1983	Riviera CC
131	-11	Vijay Singh	68	63	1993	Inverness Club
131	-11	Ernie Els	66	65	1995	Riviera CC
131	-11	Mark O'Meara	64	67	1995	Riviera CC
131	-9	Shingo Katayama	67	64	2001	Atlanta Athletic Club
131	-9	David Toms	66	65	2001	Atlanta Athletic Club
131	-9	Jason Dufner	68	63	2013	Oak Hill CC
131	-9	Jimmy Walker	65	66	2016	Baltusrol GC
131	-9	Robert Streb	68	63	2016	Baltusrol GC
131	-9	Kevin Kisner	67	64	2018	Bellerive CC
131	-9	Will Zalatoris	66	65	2022	Southern Hills CC

LOWEST SCORE, FIRST 54-HOLES

SCORE	TO-PAR	PLAYER	R1	R2	R3	YEAR	COURSE
196	-14	David Toms	66	65	65	2001	Atlanta Athletic Club
197	-16	Ernie Els	66	65	66	1995	Riviera CC
198	-12	Phil Mickelson	66	66	66	2001	Atlanta Athletic Club
198	-12	Brooks Koepka	69	63	66	2018	Bellerive CC
198	-12	Brooks Koepka	63	65	70	2019	Bethpage State Park Black Course

LOWEST SCORE, FINAL 36-HOLES

SCORE	TO-PAR	PLAYER	R1	R2	YEAR	COURSE
129	-11	Collin Morikawa	65	64	2020	TPC Harding Park
130	-10	Tiger Woods	66	64	2018	Bellerive CC
131	-9	Mark Calcavecchia	66	65	2001	Atlanta Athletic Club

LOWEST SCORE, FINAL 54-HOLES

SCORE	TO-PAR	PLAYER	R1	R2	R3	YEAR	COURSE
195	-15	Brooks Koepka	63	66	66	2018	Bellerive CC
196	-14	Tiger Woods	66	66	64	2018	Bellerive CC
197	-13	Adam Scott	65	65	67	2018	Bellerive CC
198	-18	Bob May	66	66	66	2000	Valhalla GC
198	-12	Collin Morikawa	69	65	64	2020	TPC Harding Park

PGA CHAMPIONSHIP PLAYER RECORDS

LOWEST FIRST-ROUND SCORE

SCORE	PLAYER	YEAR	COURSE
63 -7	Raymond Floyd	1982	Southern Hills CC
63 -8	Michael Bradley	1995	Riviera CC
63 -7	Steve Stricker	2011	Atlanta Athletic Club
63 -7	Brooks Koepka	2019	Bethpage State Park

LARGEST 18-HOLE LEAD

LEAD	PLAYER	YEAR	COURSE
3 66	Dick Hart	1963	Dallas AC
3 64	Bobby Nichols	1964	Columbus CC
3 63	Raymond Floyd	1982	Southern Hills CC

LOWEST FIRST-ROUND SCORE BY WINNER

SCORE	PLAYER	YEAR	COURSE
63 -7	Raymond Floyd	1982	Southern Hills CC
63 -7	Brooks Koepka	2019	Bethpage State Park Black Course

HIGHEST FIRST-ROUND SCORE BY WINNER

SCORE	PLAYER	YEAR	COURSE
75 +4	John Mahaffey	1978	Oakmont CC
74 +2	Payne Stewart	1989	Kemper Lakes

MOST ROUNDS UNDER PAR, 1ST ROUND

ROUNDS	YEAR	COURSE
60	2006	Medinah Country Club
57	1993	Inverness Club
57	1995	Riviera CC

MOST MAJORS HOSTED

COURSE	MAJORS	MOST RECENT
Augusta National GC	87	2023 Masters
St. Andrews Links	30	2022 Open Championship
Prestwick GC	24	1925 Open Championship
Muirfield	16	2013 Open Championship
Royal St. George's GC	15	2021 Open Championship
Oakmont CC	12	2016 U.S. Open
Royal Liverpool GC	12	2014 Open Championship
Royal Lytham & St. Annes GC	11	2012 Open Championship
Royal Birkdale GC	10	2017 Open Championship
Oakland Hills CC	9	2008 PGA Championship
Baltusrol GC	9	2016 PGA Championship
Royal Troon GC	9	2016 Open Championship
Southern Hills CC	8	2022 PGA Championship
Carnoustie GC	8	2018 Open Championship
Oak Hill CC	7	2023 PGA Championship
Pebble Beach Golf Links	7	2019 U.S. Open
Winged Foot GC	7	2020 U.S. Open

FEWEST ROUNDS UNDER PAR, 1ST ROUND

ROUNDS	YEAR	COURSE
4	1960	Firestone CC
4	1970	Southern Hills CC

LOWEST SECOND-ROUND SCORE

SCORE	PLAYER	YEAR	COURSE
63 -7	Bruce Crampton	1975	Firestone CC
63 -9	Gary Player	1984	Shoal Creek CC
63 -8	Vijay Singh	1993	Inverness Club
63 -7	Mark O'Meara	2001	Atlanta Athletic Club
63 -7	Tiger Woods	2007	Southern Hills CC
63 -7	Jason Dufner	2013	Oak Hill CC
63 -9	Hiroshi Iwata	2015	Whistling Straits
63 -7	Robert Streb	2016	Baltusrol GC
63 -7	Brooks Koepka	2018	Bellerive CC
63 -7	Charl Schwartzel	2018	Bellerive CC
63 -7	Bubba Watson	2022	Southern Hills CC

LARGEST 36-HOLE LEAD

LEAD	PLAYER	YEAR	COURSE
7 128	Brooks Koepka	2019	Bethpage State Park Black Course
5 132	Nick Price	1994	Southern Hills CC

LOWEST SECOND-ROUND SCORE BY WINNER

SCORE	PLAYER	YEAR	COURSE
63 -7	Tiger Woods	2007	Southern Hills CC
63 -7	Jason Dufner	2013	Oak Hill CC
63 -7	Brooks Koepka	2018	Bellerive CC
64 -6	Keegan Bradley	2011	Atlanta Athletic Club

HIGHEST SECOND-ROUND SCORE BY WINNER

SCORE	PLAYER	YEAR	COURSE
75 +3	Rory McIlroy	2012	Kiawah Island Resort
74 +4	Padraig Harrington	2008	Oakland Hills CC
73 +2	Jack Nicklaus	1963	Dallas AC

MOST ROUNDS UNDER PAR, 2ND ROUND

ROUNDS	YEAR	COURSE
80	2018	Bellerive CC
62	2010	Whistling Straits
62	2015	Whistling Straits

FEWEST ROUNDS UNDER PAR, 2ND ROUND

ROUNDS	YEAR	COURSE
0	1966	Firestone CC
2	1960	Firestone CC
3	1980	Oak Hill CC

PGA CHAMPIONSHIP PLAYER RECORDS

LOWEST THIRD-ROUND SCORE

SCORE	PLAYER	YEAR	COURSE
63 -9	José María Olazábal	2000	Valhalla GC
63 -7	Thomas Bjørn	2005	Baltusrol GC
64 -7	Miller Barber	1969	National Cash Register CC
64 -8	Hal Sutton	1984	Shoal Creek CC
64 -7	Bob Tway	1986	Inverness Club
64 -7	Jay Haas	1995	Riviera CC
64 -8	WC Liang	2010	Whistling Straits GC
64 -8	Branden Grace	2015	Whistling Straits GC

LARGEST 54-HOLE LEAD

LEAD	PLAYER	YEAR	COURSE
7 198	Brooks Koepka	2019	Bethpage State Park Black Course
5 202	Raymond Floyd	1969	National Cash Register CC
5 203	Tom Watson	1978	Oakmont CC
5 200	Raymond Floyd	1982	Southern Hills CC

LOWEST THIRD-ROUND SCORE BY WINNER

SCORE	PLAYER	YEAR	COURSE
64 -7	Bob Tway	1986	Inverness Club
65 -5	David Toms	2001	Atlanta Athletic Club
65 -7	Tiger Woods	2006	Medinah Country Club
65 -5	Collin Morikawa	2020	TPC Harding Park

HIGHEST THIRD-ROUND SCORE BY WINNER

SCORE	PLAYER	YEAR	COURSE
74 4	Justin Thomas	2022	Southern Hills CC
73 1	Larry Nelson	1987	PGA National
72 2	Jay Hebert	1960	Firestone CC
72 0	Lanny Wadkins	1977	Pebble Beach Golf Links
72 1	Hal Sutton	1983	Riviera CC
72 0	Wayne Grady	1990	Shoal Creek CC
72 0	Rich Beem	2002	Hazeltine National GC
72 2	Phil Mickelson	2005	Baltusrol GC

MOST ROUNDS UNDER PAR, 3RD ROUND

ROUNDS	YEAR	COURSE
53	2000	Valhalla GC
48	2015	Whistling Straits
46	2018	Bellerive CC
46	2014	Valhalla GC

FEWEST ROUNDS UNDER PAR, 3RD ROUND

ROUNDS	YEAR	COURSE
3	1975	Firestone CC
4	1968	Pecan Valley GC
4	2002	Hazeltine National GC

LOWEST FINAL-ROUND SCORE

SCORE	PLAYER	YEAR	COURSE
63 -8	Brad Faxon	1995	Riviera CC
64 -6	Jack Nicklaus	1964	Columbus CC
64 -7	Steve Elkington	1995	Riviera CC
64 -6	Simon Dyson	2007	Southern Hills CC
64 -6	Rafa Cabrera Bello	2018	Bellerive CC
64 -6	Tiger Woods	2018	Bellerive CC
64 -6	Tyrrell Hatton	2018	Bellerive CC
64 -6	Collin Morikawa	2020	TPC Harding Park
64 -6	Byeong Hun An	2020	TPC Harding Park
64 -6	Ryan Palmer	2020	TPC Harding Park

LOWEST FINAL-ROUND SCORE BY WINNER

SCORE	PLAYER	YEAR	COURSE
64 -7	Steve Elkington	1995	Riviera CC
64 -6	Collin Morikawa	2020	TPC Harding Park
65 -5	David Graham	1979	Oakland Hills CC
65 -6	Jeff Sluman	1988	Oak Tree Golf Club

HIGHEST FINAL-ROUND SCORE BY WINNER

SCORE	PLAYER	YEAR	COURSE
76 +4	Vijay Singh	2004	Whistling Straits
74 +3	Raymond Floyd	1969	National Cash Register CC
74 +4	Brooks Koepka	2019	Bethpage State Park Black Course

MOST ROUNDS UNDER PAR, FINAL ROUND

ROUNDS	YEAR	COURSE
48	2016	Baltusrol GC
47	2000	Valhalla GC
41	1995	Riviera CC
41	2018	Bellerive CC
41	2020	TPC Harding Park

FEWEST ROUNDS UNDER PAR, FINAL ROUND

ROUNDS	YEAR	COURSE
1	1960	Firestone CC
1	1976	Congressional CC
2	1972	Oakland Hills CC

PGA CHAMPIONSHIP PLAYER RECORDS

LARGEST WINNING MARGIN

MARGIN	SCORE	PLAYER	YEAR	COURSE
8	275	Rory McIlroy	2012	Kiawah Island Resort
7	274	Jack Nicklaus	1980	Oak Hill CC
6	269	Nick Price	1994	Southern Hills CC

LARGEST COMEBACKS BY WINNER AFTER 18 HOLES

DEFICIT	RANK	PLAYER	YEAR	COURSE
8	59T	John Mahaffey	1978	Oakmont CC
8	77T	Payne Stewart	1989	Kemper Lakes
8	36T	Keegan Bradley	2011	Atlanta Athletic Club
7	46T	Bob Tway	1986	Inverness Club

LARGEST COMEBACKS BY WINNER AFTER 36 HOLES

DEFICIT	RANK	PLAYER	YEAR	COURSE
9	18T	Bob Rosburg	1959	Minneapolis GC
9	17T	Bob Tway	1986	Inverness Club
8	7T	Don January	1967	Columbine CC
8	20T	Dave Stockton	1976	Congressional CC

LARGEST COMEBACKS BY WINNER AFTER 54 HOLES

DEFICIT	RANK	PLAYER	YEAR	COURSE
7	5	John Mahaffey	1978	Oakmont CC
7	7T	Justin Thomas	2022	Southern Hills CC
6	6T	Bob Rosburg	1959	Minneapolis GC
6	4T	Lanny Wadkins	1977	Pebble Beach Golf Links
6	11T	Payne Stewart	1989	Kemper Lakes
6	5T	Steve Elkington	1995	Riviera CC

WIRE TO WIRE PGA CHAMPIONS

ROUNDS	YEAR	COURSE
Bobby Nichols	1964	Columbus CC
Jack Nicklaus	1971	PGA National GC
Raymond Floyd	1982	Southern Hills CC
Hal Sutton	1983	Riviera CC
Brooks Koepka	2019	Bethpage State Park Black Course

NUMBER OF TIMES LEADER ON TO WIN

ROUND	TIMES
1st Round	13
2nd Round	27
3rd Round	37

LOWEST COURSE AVERAGE OVER 72 HOLES

AVG	YEAR	COURSE
70.13	2018	Bellerive CC
70.63	2016	Baltusrol GC
70.75	2020	TPC Harding Park

MOST ROUNDS UNDER PAR OVER 72 HOLES

ROUNDS	YEAR	COURSE
214	2018	Bellerive CC
194	1995	Riviera CC
185	2015	Whistling Straits
179	2014	Valhalla GC
172	2000	Valhalla GC

FEWEST ROUNDS OVER PAR OVER 72 HOLES

ROUNDS	YEAR	COURSE
182	1995	Riviera CC
199	2018	Bellerive CC
207	2014	Valhalla GC

HIGHEST COURSE AVERAGE OVER 72 HOLES

AVG	YEAR	COURSE
76.15	1987	PGA National
75.94	1958	Llanerch CC
75.80	1990	Shoal Creek CC

FEWEST ROUNDS UNDER PAR OVER 72 HOLES

ROUNDS	YEAR	COURSE
13	1960	Firestone CC
16	1966	Firestone CC
18	1968	Pecan Valley GC

MOST ROUNDS OVER PAR OVER 72 HOLES

ROUNDS	YEAR	COURSE
492	1960	Firestone CC
444	1959	Minneapolis GC
439	1966	Firestone CC

PGA CHAMPIONSHIP PLAYER RECORDS

LOWEST CUT LINE

CUT LINE	TO PAR	YEAR	COURSE
140	Even	2018	Bellerive CC
141	1	2020	TPC Harding Park
141	+1	2001	Atlanta Athletic Club
142	Even	1995	Riviera CC
142	2	2016	Baltusrol CC

HIGHEST CUT LINE

CUT LINE	TO PAR	YEAR	COURSE
154	+14	1958	Llanerch CC

LOWEST SCORING AVERAGE, MINIMUM 20 ROUNDS

AVG	ROUNDS	PLAYER
69.53	40	Brooks Koepka
69.69	26	Justin Thomas
69.90	48	Jason Day
70.17	54	Rory McIlroy
70.20	40	Hideki Matsuyama
70.42	36	Jordan Spieth

LOWEST SCORING AVERAGE, MINIMUM 50 ROUNDS

AVG	ROUNDS	PLAYER
70.17	54	Rory McIlroy
70.44	79	Tiger Woods
71.00	68	Justin Rose
71.00	110	Phil Mickelson
71.02	54	Henrik Stenson
71.05	76	Adam Scott
71.26	78	Steve Stricker

LOWEST SCORING AVERAGE, MINIMUM 70 ROUNDS

AVG	ROUNDS	PLAYER
70.44	79	Tiger Woods
71.00	110	Phil Mickelson
71.05	76	Adam Scott
71.26	78	Steve Stricker
71.32	88	Ernie Els
71.33	92	Jim Furyk
71.37	128	Jack Nicklaus
71.46	72	Nick Price
71.55	80	Greg Norman
71.65	88	Gary Player

LOWEST SCORING AVERAGE, ALL PLAYERS W/100 ROUNDS

AVG	ROUNDS	PLAYER
71.00	110	Phil Mickelson
71.37	128	Jack Nicklaus
71.73	116	Tom Watson
71.93	102	Tom Kite
72.07	116	Raymond Floyd
72.11	100	Hale Irwin
72.15	102	Jay Haas
73.50	121	Arnold Palmer

MOST PGA CHAMPIONSHIP APPEARANCES ALL-TIME

APPEARANCES	PLAYER
38	Sam Snead
37	Arnold Palmer
37	Jack Nicklaus
33	Tom Watson
32	Victor Ghezzi
32	Davis Love III
31	Gene Sarazen
31	Raymond Floyd
29	Phil Mickelson
29	John Daly
29	Denny Shute
28	Lanny Wadkins
28	Jay Haas
28	Tom Kite

MOST PGA CHAMPIONSHIP APPEARANCES (STROKE PLAY)

APPEARANCES	PLAYER
37	Arnold Palmer
37	Jack Nicklaus
33	Tom Watson
32	Davis Love III
31	Raymond Floyd
29	John Daly
29	Phil Mickelson
28	Lanny Wadkins
28	Jay Haas
28	Tom Kite

MOST CONSECUTIVE PGA CHAMPIONSHIP APPEARANCES

APPEARANCES	PLAYER	YEARS
37	Arnold Palmer	1958-1994
36	Jack Nicklaus	1962-1997
31	Tom Watson	1973-2003
30	Raymond Floyd	1965-1994
29	Phil Mickelson	1993-2021
28	Tom Kite	1974-2001

MOST ROUNDS PLAYED (STROKE PLAY ERA)

ROUNDS	PLAYER
128	Jack Nicklaus
121	Arnold Palmer
116	Tom Watson
116	Raymond Floyd
110	Phil Mickelson
102	Jay Haas
102	Tom Kite
100	Hale Irwin
96	Lanny Wadkins
96	Davis Love III
92	Vijay Singh
92	Jim Furyk
88	Billy Casper
88	Fred Couples
88	Ernie Els
88	Gary Player

PGA CHAMPIONSHIP PLAYER RECORDS

MOST CAREER STROKES

STROKES	PLAYER	AVERAGE ROUND
9135	Jack Nicklaus	71.37
8893	Arnold Palmer	73.50
8360	Raymond Floyd	72.07
8321	Tom Watson	71.73
7810	Phil Mickelson	71.00

MOST CUTS MADE

CUTS	PLAYER
27	Raymond Floyd
27	Jack Nicklaus
26	Phil Mickelson
25	Tom Watson
24	Arnold Palmer
24	Hale Irwin
23	Tom Kite
23	Jay Haas

MOST CONSECUTIVE SEASONS MAKING THE CUT

CUTS	PLAYER	YEARS
21	Phil Mickelson	1996-2016
17	Tom Kite	1979-1995
15	Bruce Crampton	1962-1976
14	Billy Casper	1964-1977
14	Bruce Lietzke	1976-1989

MOST CONSECUTIVE STARTS MAKING THE CUT

CUTS	PLAYER	YEARS	DID NOT PARTICIPATE
21	Phil Mickelson	1996-2016	
19	Billy Casper	1958-1977	1963
19	Gary Player	1961-1981	1967, 1968
17	Tom Kite	1979-1995	
16	Hale Irwin	1980-1999	1987, 1989, 1996, 1998

MOST MONEY WON

MONEY	EVENTS	PLAYER
\$7,350,862	22	Tiger Woods
\$6,467,616	29	Phil Mickelson
\$6,188,763	10	Brooks Koepka
\$5,385,094	14	Rory McIlroy
\$5,117,413	7	Justin Thomas
\$4,312,638	13	Jason Day

WINS BY NATIVE COUNTRY

WINS	COUNTRY
84	USA
5	Australia
4	South Africa
2	Scotland
2	Northern Ireland
2	England
2	Fiji
1	Germany
1	Ireland
1	South Korea

MOST ROUNDS UNDER PAR

ROUNDS	PLAYER	ROUNDS	PLAYER
53	Jack Nicklaus	37	Jay Haas
46	Phil Mickelson	35	Ernie Els
41	Tom Watson	35	Vijay Singh
38	Tiger Woods	34	Nick Faldo
37	Jim Furyk		

MOST CONSECUTIVE ROUNDS UNDER PAR

ROUNDS	PLAYER	YEARS
10	Jason Day	2015-2017
10	Miguel Angel Jiménez	1995-1999
9	Dustin Johnson	2018-2020
8	Rory McIlroy	2014-2015
8	Phil Mickelson	2000-2001

MOST ROUNDS IN THE 60s

ROUNDS	PLAYER	ROUNDS	PLAYER
41	Jack Nicklaus	24	Jason Day
38	Phil Mickelson	24	Ernie Els
30	Tiger Woods	24	Justin Rose
28	Jay Haas	22	Greg Norman
27	Tom Watson	22	Rory McIlroy
25	Jim Furyk	21	Nick Faldo
25	Adam Scott	21	Brooks Koepka
24	Vijay Singh	20	Steve Elkington
24	Steve Stricker	20	Davis Love III
24	Raymond Floyd		

MOST CONSECUTIVE ROUNDS IN THE 60s

ROUNDS	PLAYER	YEARS
9	Dustin Johnson	2018-2020
8	Jason Day	2015-2016
7	Justin Thomas	2017-2018
7	Brooks Koepka	2017-2019
7	Steve Elkington	1994-1996
7	Tiger Woods	2005-2006

MOST ROUNDS - 65 OR UNDER

ROUNDS	PLAYER	ROUNDS	PLAYER
4	Adam Scott	3	Jason Day
3	Steve Stricker	3	Jim Furyk
3	David Toms	3	Jeff Maggert
3	Tiger Woods	3	Gary Player
3	Brooks Koepka	3	Nick Price

WINS BY NATIVE AMERICAN STATE

WINS	STATE
13	California
11	New York
11	Texas
10	Ohio
5	Virginia

PGA CHAMPIONSHIP PLAYER RECORDS

PGA CHAMPIONS BY AGE

YEAR	CHAMPION	VENUE	AGE (YEARS-DAYS)	YEAR	CHAMPION	VENUE	AGE (YEARS-DAYS)
1922	Gene Sarazen	Oakmont CC	20-169	1939	Henry Picard	Pomonok CC	32-225
1931	Tom Creavy	Wannamoisett CC	20-219	1995	Steve Elkington	Riviera CC	32-244
1923	Gene Sarazen	Pelham GC	21-210	1925	Walter Hagen	Olympia Fields CC	32-275
2012	Rory McIlroy	Kiawah Island	23-097	1959	Bob Rosburg	Minneapolis GC	32-281
1963	Jack Nicklaus	Dallas AC	23-177	1990	Wayne Grady	Shoal Creek CC	33-013
2020	Collin Morikawa	TPC Harding Park	23-182	1955	Doug Ford	Meadowbrook CC	33-044
1999	Tiger Woods	Medinah CC	23-224	1979	David Graham	Oakland Hills CC	33-070
2017	Justin Thomas	Quail Hollow	24-103	1997	Davis Love III	Winged Foot GC	33-122
1935	Johnny Revolta	Twin Hills G & CC	24-197	1945	Byron Nelson	The Moraine CC	33-157
2000	Tiger Woods	Valhalla GC	24-230	1919	Jim Barnes	The Engineers CC	33-161
2011	Keegan Bradley	Atlanta AC	25-065	1956	Jack Burke, Jr.	Blue Hill CC	33-173
2014	Rory McIlroy	Valhalla GC	25-095	1973	Jack Nicklaus	Canterbury GC	33-199
1983	Hal Sutton	Riviera CC	25-097	1993	Paul Azinger	The Inverness Club	33-217
1991	John Daly	Crooked Stick GC	25-101	1926	Walter Hagen	Salisbury GL	33-274
2010	Martin Kaymer	Whistling Straits	25-227	1981	Larry Nelson	Atlanta AC	33-329
1934	Paul Runyan	Park CC	26-013	1946	Ben Hogan	Portland GC	34-008
1962	Gary Player	Aronimink GC	26-259	2003	Shaun Micheel	Oak Hill CC	34-221
1969	Raymond Floyd	National Cash CC	26-343	2001	David Toms	Landmark Golf Club	34-224
1986	Bob Tway	The Inverness Club	27-094	1974	Lee Trevino	Tanglewood GC	34-249
1977	Lanny Wadkins	Pebble Beach	27-248	1953	Walter Burkemo	Birmingham CC	34-267
2015	Jason Day	Whistling Straits	27-274	1976	Dave Stockton	Congressional CC	34-283
1964	Bobby Nichols	Columbus CC	28-092	1927	Walter Hagen	Cedar Crest CC	34-315
2018	Brooks Koepka	Bellerive CC	28-098	2005	Phil Mickelson	Baltusrol GC	35-056
1940	Byron Nelson	Hershey CC	28-207	1996	Mark Brooks	Valhalla GC	35-135
1944	Bob Hamilton	Manito G & CC	28-219	1998	Vijay Singh	Sahalee CC	35-171
1921	Walter Hagen	Inwood CC	28-275	1992	Nick Price	Bellerive CC	35-197
1970	Dave Stockton	Southern Hills CC	28-283	1975	Jack Nicklaus	Firestone CC	35-197
1958	Dow Finsterwald	Llanerch CC	28-313	1948	Ben Hogan	Norwood Hills CC	35-282
1966	Al Geiberger	Firestone CC	28-322	1930	Tommy Armour	Fresh Meadow CC	35-350
2019	Brooks Koepka	Bethpage Black	29-013	1920	Jock Hutchison	Flossmoor CC	36-072
2022	Justin Thomas	Southern Hills CC	29-020	1950	Chandler Harper	Scioto CC	36-105
1928	Leo Diegel	Five Farms CC	29-158	2013	Jason Dufner	Oak Hill CC	36-137
1957	Lionel Hebert	Miami Valley GC	29-178	1972	Gary Player	Oakland Hills CC	36-275
1942	Sam Snead	Seaview CC	30-000	2008	Padraig Harrington	Oakland Hills CC	36-342
1938	Paul Runyan	Shawnee CC	30-000	1949	Sam Snead	Belmont CC	37-000
1978	John Mahaffey	Oakmont CC	30-085	1960	Jay Hebert	Firestone CC	37-157
1916	Jim Barnes	Siwanoy CC	30-185	1994	Nick Price	Southern Hills CC	37-194
1929	Leo Diegel	Hillcrest CC	30-220	2009	Y.E. Yang	Hazeltine National	37-210
2006	Tiger Woods	Medinah CC	30-230	1967	Don January	Columbine CC	37-241
1941	Victor Ghezzi	Cherry Hills CC	30-263	2016	Jimmy Walker	Baltusrol GC	38-194
1988	Jeff Sluman	Oak Tree GC	30-334	1985	Hubert Green	Cherry Hills CC	38-222
1971	Jack Nicklaus	PGA National GC	31-034	1951	Sam Snead	Oakmont CC	39-033
1933	Gene Sarazen	Blue Mound G & CC	31-163	1954	Chick Harbert	Keller GC	39-153
2007	Tiger Woods	Southern Hills CC	31-222	1952	Jim Turnesa	Big Spring CC	39-194
1965	Dave Marr	Laurel Valley GC	31-227	1987	Larry Nelson	Champions Course	39-329
1932	Olin Dutra	Keller GC	31-227	1982	Raymond Floyd	Southern Hills CC	39-334
1924	Walter Hagen	French Lick	31-270	1980	Jack Nicklaus	Oak Hill CC	40-198
2002	Rich Beem	Hazeltine National	31-356	2004	Vijay Singh	Whistling Straits	41-172
1936	Denny Shute	Pinehurst	32-024	1984	Lee Trevino	Shoal Creek CC	44-258
1947	Jim Ferrier	Plum Hollow CC	32-116	1961	Jerry Barber	Olympia Fields CC	45-092
1989	Payne Stewart	Kemper Lakes	32-191	1968	Julius Boros	Pecan Valley GC	48-136
1937	Denny Shute	Pittsburgh FC	32-213	2021	Phil Mickelson	Kiawah Island	50-338

PGA CHAMPIONSHIP PLAYER RECORDS

PGA CHAMPIONSHIP:

YEAR-BY-YEAR ROUND LEADERS (STROKE PLAY ERA)

YEAR	CHAMPION	COURSE	PAR	TOTAL	PLAYOFF	R3 LEADERS	R2 LEADERS	R1 LEADERS	YDS	AVG	FIELD	CUT
2022	Justin Thomas	Southern Hills CC	70	275	Thomas/Zalatoris	Pereira	Zalatoris	McIlroy	7556	72.46	156	79
2021	Phil Mickelson	Kiawah Island Resort	72	282		Mickelson	Mickelson, Oosthuizen	Connors	7876	74.38	156	81
2020	Collin Morikawa	TPC Harding Park	70	267		Johnson	Haotong	Day/Todd	7251	70.75	156	77
2019	Brooks Koepka	Bethpage State Park	70	272		Koepka	Koepka	Koepka	7459	72.54	156	82
2018	Brooks Koepka	Bellerive CC	70	264		Koepka	Woodland	Woodland	7316	70.13	156	80
2017	Justin Thomas	Quail Hollow	71	276		Kisner	Kisner/Matsuyama	Kisner/Olesen	7600	73.47	156	75
2016	Jimmy Walker	Baltusrol GC	70	266		Walker	Walker/Streb	Walker	7428	70.63	156	86
2015	Jason Day	Whistling Straits	72	268		Day	Jones	Johnson	7501	72.76	156	77
2014	Rory McIlroy	Valhalla GC	71	268		McIlroy	McIlroy	Palmer/Westwood/Chappell	7458	71.53	155	73
2013	Jason Dufner	Oak Hill CC	70	270		Furyk	Dufner	Furyk/Scott	7163	72.00	156	75
2012	Rory McIlroy	Kiawah Island Resort	72	275		McIlroy	Pettersson/Singh/Woods	Pettersson	7676	74.57	153	72
2011	Keegan Bradley	Atlanta AC	70	272	Bradley/Dufner	Dufner/Steele	Dufner/Bradley	Stricker	7467	72.38	156	75
2010	Martin Kaymer	Whistling Straits	72	277	Kaymer/Watson	Watney	Kuchar	Kuchar	7507	72.92	156	71
2009	Y.E. Yang	Hazeltine National GC	72	280		Woods	Woods	Woods	7674	74.40	156	79
2008	Padraig Harrington	Oakland Hills CC	70	277		Curtis	Holmes	Karlsson/Singh	7395	74.32	156	73
2007	Tiger Woods	Southern Hills CC	70	272		Woods	Woods	Storm	7131	73.02	154	71
2006	Tiger Woods	Medinah Country Club	72	270		Donald/Woods	Andrade/Donald/Herron/Stenson	Glover/Riley	7561	72.64	156	70
2005	Phil Mickelson	Baltusrol GC	70	276		Love III/Mickelson	Mickelson	Ames/Appleyby/Curtis/Immelman/Mickelson/Sabbatini	7392	72.45	156	79
2004	Vijay Singh	Whistling Straits	72	280	Singh/DiMarco/Leonard	Singh	Leonard/Singh	Clarke	7536	73.16	155	73
2003	Shaun Micheel	Oak Hill CC	70	276		Campbell/Micheel	Micheel	Mickelson/Pampling	7134	74.31	156	70
2002	Rich Beem	Hazeltine National GC	72	278		Leonard	Beem/Calavecchia/Funk/Goosen/Leonard	Funk/Furyk	7355	74.74	156	71
2001	David Toms	Atlanta AC	70	265		Toms	Katayama/Toms	Waite	7213	71.21	150	76
2000	Tiger Woods	Valhalla GC	72	270	Woods/May	Woods	Woods	Dunlap/Woods	7167	72.97	150	80
1999	Tiger Woods	Medinah Country Club	72	277		Weir/Woods	Haas	Garcia	7401	73.52	149	73
1998	Vijay Singh	Sahalee CC	70	271		Singh/Stricker	Singh	Woods	6906	72.67	150	75
1997	Davis Love III	Winged Foot GC	70	269		Leonard/Love III	Janzen	Daly/Love III	6987	73.12	150	77
1996	Mark Brooks	Valhalla GC	72	277	Brooks/Perry	Cochran	Mickelson	Perry	7144	72.68	150	81
1995	Steve Elkington	Riviera CC	71	267	Elkington/Montgomerie	Els	Els/O'Meara	Bradley	6956	71.09	150	72
1994	Nick Price	Southern Hills CC	70	269		Price	Price	Montgomerie/Price	6834	72.60	151	76
1993	Paul Azinger	Inverness Club	71	272	Azinger/Norman	Norman	Singh	Simpson	7024	71.82	151	74
1992	Nick Price	Bellerive CC	71	278		Sauers	Sauers	Sauers/Stadler	7148	73.94	151	85
1991	John Daly	Crooked Stick GC	72	276		Daly	Daly	Knox/Woosnam	7295	73.81	151	77
1990	Wayne Grady	Shoal Creek CC	72	282		Grady	Grady	Wadkins	7145	75.80	152	74
1989	Payne Stewart	Kemper Lakes GC	72	276		Reid	Reid	Reid/Thompson	7197	73.11	150	70
1988	Jeff Sluman	Oak Tree GC	71	272		Azinger	Azinger	Gilder	7015	73.04	150	71
1987	Larry Nelson	PGA National GC	72	287	Nelson/Wadkins	McCumber/Weibring	Floyd/Wadkins	Wadkins	7002	76.15	149	73
1986	Bob Tway	Inverness Club	71	276		Norman	Norman	Norman	6982	73.32	150	72
1985	Hubert Green	Cherry Hills CC	71	278		Green	Trevino	Tewell	7145	73.74	149	76
1984	Lee Trevino	Shoal Creek CC	72	273		Player/Trevino/Wadkins	Floyd/Reid/Wadkins	Floyd/Reid/Wadkins	7145	73.91	148	70
1983	Hal Sutton	Riviera CC	71	274		Sutton	Sutton	Sutton	6946	73.29	150	87
1982	Raymond Floyd	Southern Hills CC	70	272		Floyd	Floyd	Floyd	6862	73.01	150	74
1981	Larry Nelson	Atlanta AC	70	273		Nelson	Murphy	Murphy	7070	73.13	146	78
1980	Jack Nicklaus	Oak Hill CC	70	274		Nicklaus	Morgan	Stadler	6964	74.82	148	77
1979	David Graham	Oakland Hills CC	70	272	Graham/Crenshaw	Caldwell	Crenshaw	Watson	7014	73.02	150	74
1978	John Mahaffey	Oakmont CC	71	276	Mahaffey/Pate/Watson	Watson	Watson	Watson	6989	74.51	149	72
1977	Lanny Wadkins	Pebble Beach Golf Links	72	282	Wadkins/Littler	Littler	Littler	Littler	6804	75.37	138	71
1976	Dave Stockton	Congressional CC	70	281		Coody	Morgan	Weiskopf	7054	74.44	138	76
1975	Jack Nicklaus	Firestone CC	70	276		Nicklaus	Crampton	Hayes	7180	74.17	136	71
1974	Lee Trevino	Tanglewood GC	70	276		Trevino	Schlee	Floyd/Green/Schlee	7050	74.06	141	78
1973	Jack Nicklaus	Canterbury GC	71	277		Nicklaus	Iverson/Rudolph	Geiberger/Iverson	6852	74.17	148	76
1972	Gary Player	Oakland Hills CC	70	281		Player	Heard	Allin/Thirsk	7054	74.83	138	79
1971	Jack Nicklaus	PGA National GC	72	281		Nicklaus	Nicklaus	Nicklaus	7096	74.56	145	83
1970	Dave Stockton	Southern Hills CC	70	279		Stockton	Hinson/Stockton	Miller/Nicklaus	6962	74.63	136	70
1969	Raymond Floyd	National Cash Register CC	71	276		Floyd	Floyd	Coody/Floyd/Geiberger/Henry/Lunn/Mowry/Pott/Shaw/Ziegler	6915	73.69	141	79
1968	Julius Boros	Pecan Valley GC	70	281		Beard/Fleckman	Beard/Fleckman	Fleckman	7096	74.88	165	74
1967	Don January	Columbine CC	72	281	January/Massengale	Sikes	Aaron	Hill	7436	74.81	143	75
1966	Al Geiberger	Firestone CC	70	280		Geiberger	Snead	Geiberger/Snead	7180	75.37	163	77
1965	Dave Marr	Laurel Valley GC	71	280		Aaron	Aaron	Aaron	7090	75.47	165	77
1964	Bobby Nichols	Columbus CC	70	271		Nichols	Nichols	Nichols	6851	74.16	162	67
1963	Jack Nicklaus	Dallas AC	71	279		Crampton	Hart	Hart	7046	75.08	165	83
1962	Gary Player	Aronimink GC	70	278		Player	Rosburg	Rosburg	7045	74.86	169	62
1961	Jerry Barber	Olympia Fields CC	70	277	Barber/January	January	Barber	Wall	6722	74.62	161	64
1960	Jay Hebert	Firestone CC	70	281		Sanders	Hebert	Palmer	7165	75.79	183	60
1959	Bob Rosburg	Minneapolis GC	70	277		Barber	Barber	Barber/Bradley/Burkemo/Casper/Hart/Klein/Krak/Littler/Souchak	6850	74.47	174	64
1958	Dow Finsterwald	Llanerch CC	70	276		Snead	Finsterwald/Hebert	Finsterwald	6710	75.94	162	64

PGA CHAMPIONSHIP PLAYER RECORDS

PGA CHAMPIONSHIP:

YEAR-BY-YEAR GLIMPSE AT THE CHAMPION (STROKE PLAY ERA)

YEAR	CHAMPION	AGE	COURSE	R1	R2	R3	R4	TOTAL	R1 PLACE	R2 PLACE	R3 PLACE	VICTORY/STROKES	CAREER PGA #
2022	Justin Thomas	29-020	Southern Hills CC	67	67	74	67	275	4T	3	7T	0	7
2021	Phil Mickelson	50-338	Kiawah Island Resort	70	69	70	73	282	8T	1T	1	2	29
2020	Collin Morikawa	23-182	TPC Harding Park	69	69	65	64	267	33T	25T	4T	2	1
2019	Brooks Koepka	29-013	Bethpage State Park	63	65	70	74	272	1	1	1	2	7
2018	Brooks Koepka	28-098	Bellerive CC	69	63	66	66	264	33T	3T	1	2	6
2017	Justin Thomas	24-103	Quail Hollow	73	66	69	68	276	44T	7T	4T	2	3
2016	Jimmy Walker	38-194	Baltusrol GC	65	66	68	67	266	1	1T	1	1	6
2015	Jason Day	27-274	Whistling Straits	68	67	66	67	268	3T	2	1	3	6
2014	Rory McIlroy	25-095	Valhalla GC	66	67	67	68	268	4T	1	1	1	6
2013	Jason Dufner	36-137	Oak Hill CC	68	63	71	68	270	11T	1	2	2	5
2012	Rory McIlroy	23-097	Kiawah Island Resort	67	75	67	66	275	2T	5T	1	8	4
2011	Keegan Bradley	25-065	Atlanta AC	71	64	69	68	272	36T	1T	3	0	1
2010	Martin Kaymer	25-227	Whistling Straits	72	68	67	70	277	44T	15T	4T	0	3
2009	Y.E. Yang	37-210	Hazeltine National GC	73	70	67	70	280	44T	9T	2T	3	3
2008	Padraig Harrington	36-342	Oakland Hills CC	71	74	66	66	277	16T	26T	4T	2	10
2007	Tiger Woods	31-222	Southern Hills CC	71	63	69	69	272	23T	1	1	2	11
2006	Tiger Woods	30-230	Medinah Country Club	69	68	65	68	270	10T	5T	1T	5	10
2005	Phil Mickelson	35-056	Baltusrol GC	67	65	72	72	276	1T	1	1T	1	13
2004	Vijay Singh	41-172	Whistling Straits	67	68	69	76	280	4T	1T	1	0	13
2003	Shaun Micheel	34-221	Oak Hill CC	69	68	69	70	276	6T	1	1T	2	1
2002	Rich Beem	31-356	Hazeltine National GC	72	66	72	68	278	22T	1T	2	1	2
2001	David Toms	34-224	Atlanta AC	66	65	65	69	265	2T	1T	1	1	5
2000	Tiger Woods	24-230	Valhalla GC	66	67	70	67	270	1T	1	1	0	4
1999	Tiger Woods	23-224	Medinah Country Club	70	67	68	72	277	10T	3	1T	1	3
1998	Vijay Singh	35-171	Sahalee CC	70	66	67	68	271	21T	1	1T	2	7
1997	Davis Love III	33-122	Winged Foot GC	66	71	66	66	269	1T	2	1T	5	11
1996	Mark Brooks	35-135	Valhalla GC	68	70	69	70	277	4T	3T	2T	0	9
1995	Steve Elkington	32-244	Riviera CC	68	67	68	64	267	15T	4T	5T	0	8
1994	Nick Price	37-194	Southern Hills CC	67	65	70	67	269	1T	1	1	6	11
1993	Paul Azinger	33-217	Inverness Club	69	66	69	68	272	23T	9T	2T	0	8
1992	Nick Price	35-197	Bellerive CC	70	70	68	70	278	12T	7T	2T	3	9
1991	John Daly	25-101	Crooked Stick GC	69	67	69	71	276	8T	1	1	3	1
1990	Wayne Grady	33-013	Shoal Creek CC	72	67	72	71	282	16T	1	1	3	4
1989	Payne Stewart	32-191	Kemper Lakes GC	74	66	69	67	276	77T	14T	11T	1	8
1988	Jeff Sluman	30-334	Oak Tree GC	69	70	68	65	272	13T	12T	3	3	3
1987	Larry Nelson	39-329	PGA National GC	70	72	73	72	287	4T	5T	7	0	12
1986	Bob Tway	27-094	Inverness Club	72	70	64	70	276	46T	17T	2	2	1
1985	Hubert Green	38-222	Cherry Hills CC	67	69	70	72	278	6T	3T	1	2	13
1984	Lee Trevino	44-258	Shoal Creek CC	69	68	67	69	273	4T	1T	1	4	15
1983	Hal Sutton	25-097	Riviera CC	65	66	72	71	274	1	1	1	1	2
1982	Raymond Floyd	39-334	Southern Hills CC	63	69	68	72	272	1	1	1	3	19
1981	Larry Nelson												

PGA CHAMPIONSHIP PLAYER RECORDS

PGA CHAMPIONSHIP:

YEAR-BY-YEAR FIELD STRENGTH AND PERFORMANCE (STROKE PLAY ERA)

YEAR	CHAMPION	COURSE	FIELD SIZE	R1	R2	R3	R4	TOURNAMENT SCORING	BESTRD/CHAMPION	OWGR TOP 100
2022	Justin Thomas	Southern Hills CC	156	72.83	72.60	72.52	71.36	72.46	67	95
2021	Phil Mickelson	Kiawah Island Resort	156	74.78	75.57	72.67	72.67	74.38	69	99
2020	Collin Morikawa	TPC Harding Park	156	71.11	71.31	70.42	69.25	70.75	64	91
2019	Brooks Koepka	Bethpage State Park	156	73.06	71.64	72.35	73.44	72.54	63	99
2018	Brooks Koepka	Bellerive CC	156	71.38	69.59	69.50	69.34	70.13	66	97
2017	Justin Thomas	Quail Hollow	156	74.74	73.60	72.20	71.83	73.47	68	97
2016	Jimmy Walker	Baltusrol GC	156	71.69	70.69	69.91	69.34	70.63	65	97
2015	Jason Day	Whistling Straits	156	74.15	72.94	70.62	71.73	72.76	66	96
2014	Rory McIlroy	Valhalla GC	155	72.21	72.36	69.57	70.41	71.53	66	98
2013	Jason Dufner	Oak Hill CC	156	72.13	72.29	72.17	70.95	72.00	68	99
2012	Rory McIlroy	Kiawah Island Resort	153	73.29	78.09	72.75	71.65	74.57	66	99
2011	Keegan Bradley	Atlanta AC	156	73.11	72.77	71.17	71.25	72.38	68	98
2010	Martin Kaymer	Whistling Straits	156	73.56	72.83	71.04	73.62	72.92	67	97
2009	Y.E. Yang	Hazeltine National GC	156	74.25	75.10	73.38	74.33	74.39	67	97
2008	Padraig Harrington	Oakland Hills CC	156	74.85	74.84	72.92	73.44	74.31	66	93
2007	Tiger Woods	Southern Hills CC	154	74.29	72.80	71.92	71.82	73.02	69	97
2006	Tiger Woods	Medinah Country Club	156	72.72	72.55	72.07	73.19	72.64	65	93
2005	Phil Mickelson	Baltusrol GC	156	72.80	72.47	71.43	72.77	72.45	67	93
2004	Vijay Singh	Whistling Straits	155	73.33	73.27	71.99	73.77	73.16	67	95
2003	Shaun Micheel	Oak Hill CC	156	75.01	74.72	72.27	73.90	74.31	69	96
2002	Rich Beem	Hazeltine National GC	156	75.26	74.36	75.83	73.30	74.73	68	99
2001	David Toms	Atlanta AC	150	71.28	71.36	70.95	71.04	71.21	65	95
2000	Tiger Woods	Valhalla GC	150	74.79	73.08	71.00	71.33	72.97	66	91
1999	Tiger Woods	Medinah Country Club	149	73.56	73.34	73.58	73.78	73.52	68	92
1998	Vijay Singh	Sahalee CC	150	72.84	73.55	71.52	71.73	72.67	67	85
1997	Davis Love III	Winged Foot GC	150	73.41	73.56	72.95	71.90	73.12	66	82
1996	Mark Brooks	Valhalla GC	150	72.99	73.21	72.12	71.68	72.68	68	81
1995	Steve Elkington	Riviera CC	150	71.59	71.43	70.25	70.19	71.09	64	79
1994	Nick Price	Southern Hills CC	151	73.67	72.50	71.07	72.22	72.60	67	74
1993	Paul Azinger	Inverness Club	151	71.99	71.88	71.27	71.93	71.82	68	74
1992	Nick Price	Bellerive CC	151	73.88	74.68	73.29	73.35	73.94	68	78
1991	John Daly	Crooked Stick GC	151	73.75	74.85	72.86	72.88	73.81	69	72
1990	Wayne Grady	Shoal Creek CC	152	75.99	76.20	74.78	75.59	75.80	71	72
1989	Payne Stewart	Kemper Lakes	150	73.67	73.25	71.86	72.87	73.11	67	64
1988	Jeff Sluman	Oak Tree GC	150	73.58	72.59	73.13	72.75	73.04	65	-
1987	Larry Nelson	PGA National GC	149	76.60	76.67	74.70	75.64	76.15	70	-
1986	Bob Tway	Inverness Club	150	73.25	73.98	71.99	73.43	73.32	64	-
1985	Hubert Green	Cherry Hills CC	149	73.01	74.93	74.12	72.53	73.75	67	-
1984	Lee Trevino	Shoal Creek CC	148	74.99	74.38	72.29	72.29	73.91	67	-
1983	Hal Sutton	Riviera CC	150	73.35	73.52	73.29	72.79	73.29	65	-
1982	Raymond Floyd	Southern Hills CC	150	73.56	73.28	71.78	72.59	73.01	63	-
1981	Larry Nelson	Atlanta AC	146	73.78	73.77	71.74	72.15	73.14	66	-
1980	Jack Nicklaus	Oak Hill CC	148	75.01	75.47	74.10	73.97	74.82	66	-
1979	David Graham	Oakland Hills CC	150	74.01	73.13	71.59	72.23	73.02	65	-
1978	John Mahaffey	Oakmont CC	149	75.67	74.80	72.27	73.73	74.52	66	-
1977	Lanny Wadkins	Pebble Beach Golf Links	138	76.08	75.72	73.37	75.34	75.37	69	-
1976	Dave Stockton	Congressional CC	138	74.84	74.75	73.43	74.14	74.44	69	-
1975	Jack Nicklaus	Firestone CC	136	75.18	73.68	73.92	73.38	74.17	67	-
1974	Lee Trevino	Tanglewood GC	141	74.85	74.50	73.18	72.73	74.06	68	-
1973	Jack Nicklaus	Canterbury GC	148	75.52	74.38	72.71	72.57	74.17	68	-
1972	Gary Player	Oakland Hills CC	138	75.15	75.50	72.86	75.10	74.83	67	-
1971	Jack Nicklaus	PGA National GC	145	75.34	74.45	74.22	73.68	74.56	69	-
1970	Dave Stockton	Southern Hills CC	136	75.43	75.05	73.96	72.93	74.63	66	-
1969	Raymond Floyd	National Cash Register CC	141	74.89	73.91	72.06	72.82	73.69	67	-
1968	Julius Boros	Pecan Valley GC	165	75.74	75.34	73.61	73.24	74.88	69	-
1967	Don January	Columbine CC	143	75.31	75.98	73.47	72.93	74.81	68	-
1966	Al Geiberger	Firestone CC	163	76.39	75.79	74.08	73.64	75.37	68	-
1965	Dave Marr	Laurel Valley GC	165	75.82	76.35	74.04	74.25	75.47	70	-
1964	Bobby Nichols	Columbus CC	162	74.63	75.21	73.35	71.52	74.16	64	-
1963	Jack Nicklaus	Dallas AC	165	76.21	75.67	73.27	73.48	75.08	68	-
1962	Gary Player	Aronimink GC	169	75.61	75.21	74.05	73.00	74.86	69	-
1961	Jerry Barber	Olympia Fields CC	161	75.36	75.13	73.20	72.97	74.63	69	-
1960	Jay Hebert	Firestone CC	183	76.10	76.28	74.99	74.55	75.79	70	-
1959	Bob Rosburg	Minneapolis GC	174	75.08	74.72	73.52	73.54	74.47	66	-
1958	Dow Finsterwald	Llanerch CC	162	76.83	76.16	75.13	74.36	75.94	67	-

PGA CHAMPIONSHIP PLAYER RECORDS

PGA CHAMPIONSHIPS TO CONCLUDE IN A PLAYOFF

YEAR	COURSE	PLAYOFF
1961	Olympia Fields	Jerry Barber (67, -3) defeated Don January (68, -2) in an 18-hole playoff.
1967	Columbine CC	Don January (69, -3) defeated Don Massengale (71, -1) in an 18-hole playoff.
1977		*** PGA CHAMPIONSHIP ADOPTED A SUDDEN-DEATH PLAYOFF FORMAT ***
1977	Pebble Beach Golf Links	Lanny Wadkins (Par, Birdie, Par) defeated Gene Littler (Par, Birdie, Bogey) on the third hole of sudden death.
1978	Oakmont CC	John Mahaffey (Par, Birdie) defeated Tom Watson (Par, Par) and Jerry Pate (Par, Par) on the second hole of sudden death.
1979	Oakland Hills CC	David Graham (Par, Birdie, Birdie) defeated Ben Crenshaw (Par, Birdie, Bogey) on the third hole of sudden death.
1987	PGA National GC	Larry Nelson (Par) defeated Lanny Wadkins (bogey) on the first hole of sudden death.
1993	Inverness Club	Paul Azinger (Par, Par) defeated Greg Norman (Par, Bogey) on the second hole of sudden death.
1995	Riviera CC	Steve Elkington (birdie) beat Colin Montgomerie (par) on the first hole of sudden death.
1996	Valhalla CC	Mark Brooks (Birdie) defeated Kenny Perry (Bogey) on the first hole of sudden death.
2000		*** PGA CHAMPIONSHIP ADOPTED A THREE-HOLE AGGREGATE SCORE PLAYOFF FORMAT ***
2000	Valhalla CC	Tiger Woods (Birdie-3, Par-4, Par-5, 12 total shots) defeated Bob May (Par-4, Par-4, Par-5, 13 total shots).
2004	Whistling Straits	Vijay Singh (Birdie-3, Par-3, Par-4, 10 total shots) defeated Justin Leonard (Par-4, Par-3, Par-4, 11 total shots) and Chris DiMarco (Par-4, Par-3, Par-4, 11 total shots).
2010	Whistling Straits	Martin Kaymer (Par-4, Birdie-2, Bogey-5, 11 total shots) defeated Bubba Watson (Birdie-3, Par-3, Double-Bogey-6, 12 total shots).
2011	Atlanta Athletic Club	Keegan Bradley (Birdie-3, Par-3, Par-4, 10 total shots) defeated Jason Dufner (Par-4, Bogey-4, Birdie-3, 11 total shots).
2022	Southern Hills CC	Justin Thomas (Birdie-4, Birdie-3, Par-4, 11 total shots) defeated Will Zalatoris (Birdie-4, Par-4, Par-4, 12 total shots).

VENUES TO HOST MULTIPLE PGA CHAMPIONSHIPS

COURSE	NUMBER	YEARS
Southern Hills Country Club, Tulsa, Okla.	5	1970, 1982, '94, 2007, '22
Oak Hill Country Club, Rochester, N.Y.	4	1980, 2003, '13, '23
Atlanta Athletic Club, Johns Creek, Ga.	3	1981, 2001, '11
Firestone Country Club, Akron, Ohio	3	1960, '66, '75
Oakland Hills Country Club, Bloomfield Township, Mich.	3	1972, '79, 2008
Oakmont (Pa.) Country Club	3	1922, '51, '78
Valhalla Golf Club, Louisville, Ky.	3	1996, 2000, '14
Whistling Straits, Kohler, Wis.	3	2004, '10, '15
Baltusrol Golf Club, Springfield, N.J.	2	2005, '16
Bellerive Country Club, St. Louis, Mo.	2	1992, 2018
Cherry Hills (Colo.) Country Club	2	1941, '85
Hazeltine National Golf Club, Chaska, Minn.	2	2002, '09
Inverness Club, Toledo, Ohio	2	1986, '93
Keller Golf Club, St. Paul, Minn.	2	1932, '54
Medinah (Ill.) Country Club	2	1999, 2006
Olympia Fields (Ill.) Country Club	2	1925, '61
PGA National Golf Club, Palm Beach Gardens, Fla.	2	1971, '87
Riviera Country Club, Pacific Palisades, Calif.	2	1983, '95
Shoal Creek, Birmingham, Ala.	2	1984, '90
The Ocean Course, Kiawah Island, S.C.	2	2012, '21

STATES TO HOST MULTIPLE PGA CHAMPIONSHIPS

STATE	# PGA CHAMPIONSHIPS
New York	13
Ohio	11
Pennsylvania	9
Oklahoma	7
Illinois	6
Michigan	6
California	5
Minnesota	5
Kentucky	4
Wisconsin	4
Colorado	3
Georgia	3
Missouri	3
New Jersey	3
North Carolina	3
Texas	3
Alabama	2
Florida	2
Indiana	2
Maryland	2
South Carolina	2
Washington	2



YEAR-BY-YEAR MAJOR CHAMPIONSHIP WINNERS

(Numbers in parentheses reflect total number of Majors won)

YEAR	THE MASTERS		PGA CHAMPIONSHIP		US OPEN		THE OPEN CHAMPIONSHIP	
2022	Scottie Scheffler	(1/1) USA	Justin Thomas	(2/2) USA	Matthew Fitzpatrick	(1/1) ENG	Cameron Smith	(1/1) AUS
2021	Hideki Matsuyama	(1/1) JPN	Phil Mickelson	(6/6) USA	Phil Mickelson	(1/1) ESP	Collin Morikawa	(2/2) USA
2020	Dustin Johnson	(2/2) USA	Collin Morikawa	(1/1) USA	Bryson DeChambeau	(1/1) USA	<i>Not Played (global pandemic)</i>	
2019	Tiger Woods	(15/15) USA	Brooks Koepka	(4/4) USA	Gary Woodland	(1/1) USA	Shane Lowry	(1/1) IRL
2018	Patrick Reed	(1/1) USA	Brooks Koepka	(3/4) USA	Brooks Koepka	(2/4) USA	Francesco Molinari	(1/1) ITA
2017	Sergio Garcia	(1/1) ESP	Justin Thomas	(1/2) USA	Brooks Koepka	(1/4) USA	Jordan Spieth	(3/3) USA
2016	Danny Willett	(1/1) ENG	Jimmy Walker	(1/1) USA	Dustin Johnson	(1/2) USA	Henrik Stenson	(1/1) SWE
2015	Jordan Spieth	(1/3) USA	Jason Day	(1/1) AUS	Jordan Spieth	(2/3) USA	Zach Johnson	(2/2) USA
2014	Bubba Watson	(2/2) USA	Rory McIlroy	(4/4) NIR	Martin Kaymer	(2/2) GER	Rory McIlroy	(3/4) NIR
2013	Adam Scott	(1/1) AUS	Justin Rose	(1/1) USA	Justin Rose	(1/1) ENG	Phil Mickelson	(5/5) USA
2012	Bubba Watson	(1/2) USA	Rory McIlroy	(2/4) NIR	Webb Simpson	(1/1) USA	Ernie Els	(4/4) RSA
2011	Charl Schwartzel	(1/1) RSA	Keegan Bradley	(1/1) USA	Rory McIlroy	(1/4) NIR	Darren Clarke	(1/1) NIR
2010	Phil Mickelson	(4/5) USA	Martin Kaymer	(1/2) GER	Graeme McDowell	(1/1) NIR	Louis Oosthuizen	(1/1) RSA
2009	Ángel Cabrera	(2/2) ARG	Y.E. Yang	(1/1) KOR	Lucas Glover	(1/1) USA	Stewart Cink	(1/1) USA
2008	Trevor Immelman	(1/1) RSA	Padraig Harrington	(3/3) IRL	Tiger Woods	(14/15) USA	Padraig Harrington	(2/3) IRL
2007	Zach Johnson	(1/2) USA	Tiger Woods	(13/15) USA	Ángel Cabrera	(1/2) ARG	Padraig Harrington	(1/3) IRL
2006	Phil Mickelson	(3/5) USA	Tiger Woods	(12/15) USA	Geoff Ogilvy	(1/1) AUS	Tiger Woods	(11/15) USA
2005	Tiger Woods	(9/15) USA	Phil Mickelson	(2/5) USA	Michael Campbell	(1/1) NZL	Tiger Woods	(10/15) USA
2004	Phil Mickelson	(1/5) USA	Vijay Singh	(3/3) FIJ	Retief Goosen	(2/2) RSA	Todd Hamilton	(1/1) USA
2003	Mike Weir	(1/1) CAN	Shaun Micheel	(1/1) USA	Jim Furyk	(1/1) USA	Ben Curtis	(1/1) USA
2002	Tiger Woods	(7/15) USA	Rich Beem	(1/1) USA	Tiger Woods	(8/15) USA	Ernie Els	(3/4) RSA
2001	Tiger Woods	(6/15) USA	David Toms	(1/1) USA	Retief Goosen	(1/2) RSA	David Duval	(1/1) USA
2000	Vijay Singh	(2/3) FIJ	Tiger Woods	(5/15) USA	Tiger Woods	(3/15) USA	Tiger Woods	(4/15) USA
1999	José María Olazábal	(2/2) ESP	Tiger Woods	(2/15) USA	Payne Stewart	(3/3) USA	Paul Lawrie	(1/1) SCO
1998	Mark O'Meara	(1/2) USA	Vijay Singh	(1/3) FIJ	Lee Janzen	(2/2) USA	Mark O'Meara	(2/2) USA
1997	Tiger Woods	(1/15) USA	Davis Love III	(1/1) USA	Ernie Els	(2/4) RSA	Justin Leonard	(1/1) USA
1996	Nick Faldo	(6/6) ENG	Mark Brooks	(1/1) USA	Steve Jones	(1/1) USA	Tom Lehman	(1/1) USA
1995	Ben Crenshaw	(2/2) USA	Steve Elkington	(1/1) AUS	Corey Pavin	(1/1) USA	John Daly	(2/2) USA
1994	José María Olazábal	(1/2) ESP	Nick Price	(3/3) ZIM	Ernie Els	(1/4) RSA	Nick Price	(2/3) ZIM
1993	Bernhard Langer	(2/2) GER	Paul Azinger	(1/1) USA	Lee Janzen	(1/2) USA	Greg Norman	(2/2) AUS
1992	Fred Couples	(1/1) USA	Nick Price	(1/3) ZIM	Tom Kite	(1/1) USA	Nick Faldo	(5/6) ENG
1991	Ian Woosnam	(1/1) WAL	John Daly	(1/2) USA	Payne Stewart	(2/3) USA	Ian Baker-Finch	(1/1) AUS
1990	Nick Faldo	(3/6) ENG	Wayne Grady	(1/1) AUS	Hale Irwin	(3/3) USA	Nick Faldo	(4/6) ENG
1989	Nick Faldo	(2/6) ENG	Payne Stewart	(1/3) USA	Curtis Strange	(2/2) USA	Mark Calcavecchia	(1/1) USA
1988	Sandy Lyle	(2/2) SCO	Jeff Sluman	(1/1) USA	Curtis Strange	(1/2) USA	Seve Ballesteros	(5/5) ESP
1987	Larry Mize	(1/1) USA	Larry Nelson	(3/3) USA	Scott Simpson	(1/1) USA	Nick Faldo	(1/6) ENG
1986	Jack Nicklaus	(18/18) USA	Bob Tway	(1/1) USA	Raymond Floyd	(4/4) USA	Greg Norman	(1/2) AUS
1985	Bernhard Langer	(1/2) GER	Hubert Green	(2/2) USA	Andy North	(2/2) USA	Sandy Lyle	(1/2) SCO
1984	Ben Crenshaw	(1/2) USA	Lee Trevino	(6/6) USA	Fuzzy Zoeller	(2/2) USA	Seve Ballesteros	(4/5) ESP
1983	Seve Ballesteros	(3/5) ESP	Hal Sutton	(1/1) USA	Larry Nelson	(2/3) USA	Tom Watson	(8/8) USA
1982	Craig Stadler	(1/1) USA	Raymond Floyd	(3/4) USA	Tom Watson	(6/8) USA	Tom Watson	(7/8) USA
1981	Tom Watson	(5/8) USA	Larry Nelson	(1/3) USA	David Graham	(2/2) AUS	Bill Rogers	(1/1) USA
1980	Seve Ballesteros	(2/5) ESP	Jack Nicklaus	(17/18) USA	Jack Nicklaus	(16/18) USA	Tom Watson	(4/8) USA
1979	Fuzzy Zoeller	(1/2) USA	David Graham	(1/2) AUS	Hale Irwin	(2/3) USA	Seve Ballesteros	(1/5) ESP
1978	Gary Player	(9/9) RSA	John Mahaffey	(1/1) USA	Andy North	(1/2) USA	Jack Nicklaus	(15/18) USA
1977	Tom Watson	(2/8) USA	Lanny Wadkins	(1/1) USA	Hubert Green	(1/2) USA	Tom Watson	(3/8) USA
1976	Raymond Floyd	(2/4) USA	Dave Stockton	(2/2) USA	Jerry Pate	(1/1) USA	Johnny Miller	(2/2) USA
1975	Jack Nicklaus	(13/18) USA	Jack Nicklaus	(14/18) USA	Lou Graham	(1/1) USA	Tom Watson	(1/8) USA
1974	Gary Player	(7/9) RSA	Lee Trevino	(5/6) USA	Hale Irwin	(1/3) USA	Gary Player	(8/9) RSA
1973	Tommy Aaron	(1/1) USA	Jack Nicklaus	(12/18) USA	Johnny Miller	(1/2) USA	Tom Weiskopf	(1/1) USA
1972	Jack Nicklaus	(10/18) USA	Gary Player	(6/9) RSA	Jack Nicklaus	(11/18) USA	Lee Trevino	(4/6) USA
1971	Charles Coody	(1/1) USA	Jack Nicklaus	(9/18) USA	Lee Trevino	(2/6) USA	Lee Trevino	(3/6) USA
1970	Billy Casper	(3/3) USA	Dave Stockton	(2/2) USA	Tony Jacklin	(2/2) ENG	Jack Nicklaus	(8/18) USA
1969	George Archer	(1/1) USA	Raymond Floyd	(1/4) USA	Orville Moody	(1/1) USA	Tony Jacklin	(1/2) ENG
1968	Bob Goalby	(1/1) USA	Julius Boros	(3/3) USA	Lee Trevino	(1/6) USA	Gary Player	(5/9) RSA
1967	Gay Brewer	(1/1) USA	Don January	(1/1) USA	Jack Nicklaus	(7/18) USA	Roberto De Vincenzo	(1/1) ARG
1966	Jack Nicklaus	(5/18) USA	Al Geiberger	(1/1) USA	Billy Casper	(2/3) USA	Jack Nicklaus	(6/18) USA
1965	Jack Nicklaus	(4/18) USA	Dave Marr	(1/1) USA	Gary Player	(4/9) RSA	Peter Thomson	(5/5) AUS
1964	Arnold Palmer	(7/7) USA	Bobby Nichols	(1/1) USA	Ken Venturi	(1/1) USA	Tony Lema	(1/1) USA
1963	Jack Nicklaus	(2/18) USA	Jack Nicklaus	(3/18) USA	Julius Boros	(2/3) USA	Bob Charles	(1/1) NZL
1962	Arnold Palmer	(5/7) USA	Gary Player	(3/9) RSA	Jack Nicklaus	(1/18) USA	Arnold Palmer	(6/7) USA
1961	Gary Player	(2/9) RSA	Jerry Barber	(1/1) USA	Gene Littler	(1/1) USA	Arnold Palmer	(4/7) USA
1960	Arnold Palmer	(2/7) USA	Jay Hebert	(1/1) USA	Arnold Palmer	(3/7) USA	Kel Nagle	(1/1) AUS
1959	Art Wall	(1/1) USA	Bob Rosburg	(1/1) USA	Billy Casper	(1/3) USA	Gary Player	(1/9) RSA
1958	Arnold Palmer	(1/7) USA	Dow Finsterwald	(1/1) USA	Tommy Bolt	(1/1) USA	Peter Thomson	(4/5) AUS
1957	Doug Ford	(2/2) USA	Lionel Hebert	(1/1) USA	Dick Mayer	(1/1) USA	Bobby Locke	(4/4) RSA
1956	Jack Burke, Jr.	(1/2) USA	Jack Burke, Jr.	(2/2) USA	Cary Middlecoff	(3/3) USA	Peter Thomson	(3/5) AUS
1955	Cary Middlecoff	(2/3) USA	Doug Ford	(1/2) USA	Jack Fleck	(1/1) USA	Peter Thomson	(2/5) AUS
1954	Sam Snead	(7/7) USA	Chick Harbert	(1/1) USA	Ed Furgol	(1/1) USA	Peter Thomson	(1/5) AUS
1953	Ben Hogan	(7/9) USA	Walter Burkemo	(1/1) USA	Ben Hogan	(8/9) USA	Ben Hogan	(9/9) USA
1952	Sam Snead	(6/7) USA	Jim Turnesa	(1/1) USA	Julius Boros	(1/3) USA	Bobby Locke	(3/4) RSA
1951	Ben Hogan	(5/9) USA	Sam Snead	(5/7) USA	Ben Hogan	(6/9) USA	Max Faulkner	(1/1) ENG
1950	Jimmy Demaret	(3/3) USA	Chandler Harper	(1/1) USA	Ben Hogan	(4/9) USA	Bobby Locke	(2/4) RSA
1949	Sam Snead	(3/7) USA	Sam Snead	(4/7) USA	Cary Middlecoff	(1/3) USA	Bobby Locke	(1/4) RSA
1948	Claude Harmon	(1/1) USA	Ben Hogan	(2/9) USA	Ben Hogan	(3/9) USA	Henry Cotton	(3/3) ENG
1947	Jimmy Demaret	(2/3) USA	Jim Ferrier	(1/1) AUS	Lew Worsham	(1/1) USA	Fred Daly	(1/1) NIR
1946	Herman Keiser	(1/1) USA	Ben Hogan	(1/9) USA	Lloyd Mangrum	(1/1) USA	Sam Snead	(2/7) USA
1945	<i>Not Played (World War II)</i>		Byron Nelson	(5/5) USA	<i>Not Played (World War II)</i>		<i>Not Played (World War II)</i>	
1944	<i>Not Played (World War II)</i>		Bob Hamilton	(1/1) USA	<i>Not Played (World War II)</i>		<i>Not Played (World War II)</i>	
1943	<i>Not Played (World War II)</i>		<i>Not Played (World War II)</i>		<i>Not Played (World War II)</i>		<i>Not Played (World War II)</i>	
1942	Byron Nelson	(4/5) USA	Sam Snead	(1/7) USA	<i>Not Played (World War II)</i>		<i>Not Played (World War II)</i>	



YEAR-BY-YEAR MAJOR CHAMPIONSHIP WINNERS

YEAR	THE MASTERS		PGA CHAMPIONSHIP		US OPEN		THE OPEN CHAMPIONSHIP	
1941	Craig Wood	(1/2) USA	Victor Ghezzi	(1/1) USA	Craig Wood	(2/2) USA	<i>Not Played (World War II)</i>	
1940	Jimmy Demaret	(1/3) USA	Byron Nelson	(3/5) USA	Lawson Little	(1/1) USA	<i>Not Played (World War II)</i>	
1939	Ralph Guldahl	(3/3) USA	Henry Picard	(2/2) USA	Byron Nelson	(2/5) USA	Dick Burton	(1/1) ENG
1938	Henry Picard	(1/2) USA	Paul Runyan	(2/2) USA	Ralph Guldahl	(2/3) USA	Reg Whitcombe	(1/1) ENG
1937	Byron Nelson	(1/5) USA	Denny Shute	(3/3) USA	Ralph Guldahl	(1/3) USA	Henry Cotton	(2/3) ENG
1936	Horton Smith	(2/2) USA	Denny Shute	(2/3) USA	Tony Manero	(1/1) USA	Alfred Padgham	(1/1) ENG
1935	Gene Sarazen	(7/7) USA	Johnny Revolta	(1/1) USA	Sam Parks	(1/1) USA	Alf Perry	(1/1) ENG
1934	Horton Smith	(1/2) USA	Paul Runyan	(2/2) USA	Olin Dutra	(2/2) USA	Henry Cotton	(1/3) ENG
1933			Gene Sarazen	(6/7) USA	John Goodman	(1/1) USA	Denny Shute	(1/3) USA
1932			Olin Dutra	(1/2) USA	Gene Sarazen	(5/7) USA	Gene Sarazen	(4/7) USA
1931			Tom Creavy	(1/1) USA	Billy Burke	(1/1) USA	Tommy Armour	(3/3) SCO
1930			Tommy Armour	(2/3) SCO	Bobby Jones	(7/7) USA	Bobby Jones	(6/7) USA
1929			Leo Diegel	(2/2) USA	Bobby Jones	(5/7) USA	Walter Hagen	(11/11) USA
1928			Leo Diegel	(1/2) USA	Johnny Farrell	(1/1) USA	Walter Hagen	(10/11) USA
1927			Walter Hagen	(9/11) USA	Tommy Armour	(1/3) SCO	Bobby Jones	(4/7) USA
1926			Walter Hagen	(8/11) USA	Bobby Jones	(3/7) USA	Bobby Jones	(2/7) USA
1925			Walter Hagen	(7/11) USA	Willie MacFarlane	(1/1) SCO	Jim Barnes	(4/4) USA
1924			Walter Hagen	(6/11) USA	Cyril Walker	(1/1) USA	Walter Hagen	(5/11) USA
1923			Gene Sarazen	(3/7) USA	Bobby Jones	(1/7) USA	Arthur Havers	(1/1) ENG
1922			Gene Sarazen	(2/7) USA	Gene Sarazen	(1/7) USA	Walter Hagen	(4/11) USA
1921			Walter Hagen	(3/11) USA	Jim Barnes	(3/4) USA	Jock Hutchison	(2/2) USA
1920			Jock Hutchison	(1/2) USA	Edward (TED) Ray	(1/1) ENG	George Duncan	(1/1) SCO
1919			Jim Barnes	(2/4) USA	Walter Hagen	(2/11) USA	<i>Not Played (World War I)</i>	
1918			<i>Not Played (World War I)</i>		<i>Not Played (World War I)</i>		<i>Not Played (World War I)</i>	
1917			<i>Not Played (World War I)</i>		<i>Not Played (World War I)</i>		<i>Not Played (World War I)</i>	
1916			Jim Barnes	(1/4) USA	Charles Evans	(1/1) USA	<i>Not Played (World War I)</i>	
1915			Jerry Travers	(1/1) USA	Harry Vardon	(1/1) USA	<i>Not Played (World War I)</i>	
1914			Walter Hagen	(1/11) USA	Harry Vardon	(7/7) ENG		
1913			Francis Ouimet	(1/1) USA	J.H. Taylor	(5/5) ENG		
1912			John McDermott	(2/2) USA	Ted Ray	(1/1) ENG		
1911			John McDermott	(1/2) USA	Harry Vardon	(6/7) ENG		
1910			Alex Smith	(2/2) USA	James Braid	(5/5) SCO		
1909			George Sargent	(1/1) GBR	J.H. Taylor	(4/5) ENG		
1908			Fred McLeod	(1/1) SCO	James Braid	(4/5) SCO		
1907			Alex Ross	(1/1) SCO	Arnaud Massy	(1/1) FRA		
1906			Alex Smith	(1/2) USA	James Braid	(3/5) SCO		
1905			Willie Anderson	(4/4) GBR	James Braid	(2/5) SCO		
1904			Willie Anderson	(3/4) GBR	Jack White	(1/1) SCO		
1903			Willie Anderson	(2/4) GBR	Harry Vardon	(5/7) ENG		
1902			Laurie Auchterlonie	(1/1) GBR	Sandy Herd	(1/1) SCO		
1901			Willie Anderson	(1/4) GBR	James Braid	(1/5) SCO		
1900			Harry Vardon	(4/7) ENG	J.H. Taylor	(3/5) ENG		
1899			Willie Smith	(1/1) GBR	Harry Vardon	(3/7) ENG		
1898			Fred Herd	(1/1) SCO	Harry Vardon	(2/7) ENG		
1897			Joe Lloyd	(1/1) GBR	Harold H. Hilton	(2/2) ENG		
1896			James Foulis	(1/1) SCO	Harry Vardon	(1/7) ENG		
1895			Horace Rawlins	(1/1) ENG	J.H. Taylor	(2/5) ENG		
1894					J.H. Taylor	(1/5) ENG		
1893					William Auchterlonie	(1/1) SCO		
1892					Harold H. Hilton	(1/2) ENG		
1890					John Ball	(1/1) ENG		
1889					Willie Park Jr	(2/2) SCO		
1888					Jack Burns	(1/1) SCO		
1887					Willie Park Jr	(1/2) SCO		
1886					David Brown	(1/1) SCO		
1885					Bob Martin	(2/2) SCO		
1884					Jack Simpson	(1/1) SCO		
1883					Willie Fernie	(1/1) SCO		
1882					Robert Ferguson	(3/3) SCO		
1881					Robert Ferguson	(2/3) SCO		
1880					Robert Ferguson	(1/3) SCO		
1879					Jamie Anderson	(3/3) SCO		
1878					Jamie Anderson	(2/3) SCO		
1877					Jamie Anderson	(1/3) SCO		
1876					Bob Martin	(1/2) SCO		
1875					Willie Park	(4/4) SCO		
1874					Mungo Park	(1/1) SCO		
1873					Tom Kidd	(1/1) SCO		
1872					Tom Morris Jr	(4/4) SCO		
1871					<i>Not Played</i>			
1870					Tom Morris Jr	(3/4) SCO		
1869					Tom Morris Jr	(2/4) SCO		
1868								

