

USING and UNDERSTANDING THE DEEGAM CATALOGUE

Prepared for the use of the West Toronto Stamp Club
by David Gooderham - January 2, 2012

Upon opening the Deegam DVD, you are met with 4 file folders which will be reviewed in reverse order:

- ▣ Archive
- ▣ Handbook
- ▣ Profiles
- ▣ Reports

REPORTS

This folder lists, with a comprehensive index, each of the Deegam Reports which has been published on a quarterly basis in .pdf format from dgr63 (Aug 2005) to the most current issue as of the date that your individual DVD order was placed.

Deegam® Reports

DEEGAM REPORTS update *The Complete Deegam Machin Handbook*. They are issued every 10 weeks or so and are free to owners of the Handbook who register with the author. They can be downloaded from www.deegam.com using your Personal Reference Number (PRN) which was allocated on registration.

Although their content has been incorporated into the master files on the current CD, the Reports from No. 63 to the date you purchased your CD have been included in the deegam\reports folder. The table below lists them and shows their main content. The full content of each Report file is shown in its Bookmarks when you open it.

Each DGR number in the table is a hidden link to the Report if you have saved it to a folder named c:\deegam\reports. Items in Reports that have a blue underline link to other files on the CD. Those with a red underline link to the previous version and no longer work.

The yellow area below is a link to the HB-Start file.


DGR No.	Date issued	Pages	Main content
63	10.08.05	10	Non-UK Machins, MBPC formed; 3p value types
64	25.10.05	12	RMS definitives; PIP; the slanted zero; Cayman Machins
65	6.01.06	12	Forged NVI; Micro printing on definitives; Hong Kong
66	30.03.06	24	Tariff change; PIP; Brunel psb; Byfleet and RMS papers
67	5.06.06	12	Report subs.; Effect of PIP; European NVIs; eBay fake
68	18.08.06	15	PIP stamps; Victoria X psb; Perfins; Disability stamps
69	9.11.06	14	New SAP issues; 50p head settings; MS issues
70	12.01.07	12	Saints day sheets; Vignetted phosphor; Colour-tied cyls.
71	23.03.07	16	Tariff change; Invention psb; Ruby products
72	4.06.07	20	Report subs.; more MS; Generic sheets; Machin psb
73	15.08.07	22	Army psb; Zero stamps; Lasergravure; Colour names
74	1.11.07	16	DP125 revised; More overseas Machins; £5 brown
75	11.01.08	14	Tariff changes 7 April; POTS; Non UK Machin stationery
76	25.03.08	14	Deegam website; what is a definitive? Social stamps
77	6.06.08	11	Subscriptions; New Machin head; Icons; Major CD update.
78	23.08.08	18	Wilding regional NVIs; Jumbo coils; Colour trials
79	3.11.08	8	FastStamps; Machin cast auctioned; HB4
80	26.01.09	12	Tariff changes; New security stamps; Cameo head types
81	3.04.09	16	Security issues; New Machins and Country pictorials

DGR index 1

REPORTS

Future reports are free online to the subscriber requiring only the subscriber's own PIN

These reports provide new issue information, recent discoveries regarding older issues, catalogue entries & profiles of issues since the last report, a column about what's "In the Pipeline" from Royal Mail, and current Q&A correspondence, if any.



How to contact the author:
by post: D. G. A. Myall, 2 Elizabeth Avenue, BRIDPORT, Dorset, DT6 5BA, England
by e-mail: deegam@btopenworld.com website: www.deegam.com
If you require a written answer by post, please supply the return postage.
Please do not send stamps for examination unless I request them.

New issues

Centenary of UK Aerial Post, prestige book, 9 September 2011

Two of the four panes in this book contain definitives. Of these, the 76p and 1ST Machins and a Windsor castle 50p are new at level 2.



DP435

Printed in lithography by Cartor for the UK Aerial Post centenary prestige book.

Issued 9 September 2011. There were no cylinder numbers. The label is D98.

The A2B phosphor bars were printed from 4.5mm and 9mm bands.

The 1st and 76p stamps have source code P (for prestige) and year date M11L.

The 5p stamps do not have a security overprint. None has any security cuts.

Castle definitives

The Windsor Castle design printed in intaglio with the Wilding portrait but with decimal currency (50p) was first issued on 22 March 2005 as part of a miniature sheet, DMS12. This was to have been printed by De La Rue but they had some technical difficulties with it and it was eventually printed by Enschedé. The same design has been re-issued in a block of four for the Aerial Post prestige book.

- ▣ Reports

- ▣ Profiles

PROFILES

The Profiles folder contains several .pdf files with such titles as Types & Settings, Regionals, NVI's and many more; each of which contains literally 100's of detailed profiles of virtually every variety of Machin stamp at Levels 1, 2 & 3.

As an example of the depth of this topic, it should be noted that the 2½p magenta, issued 1971-1977, represents 135 individual and distinct profiles at Level 3

The topic of MACHIN PROFILES is beyond the scope of this presentation, and should be covered in depth separately

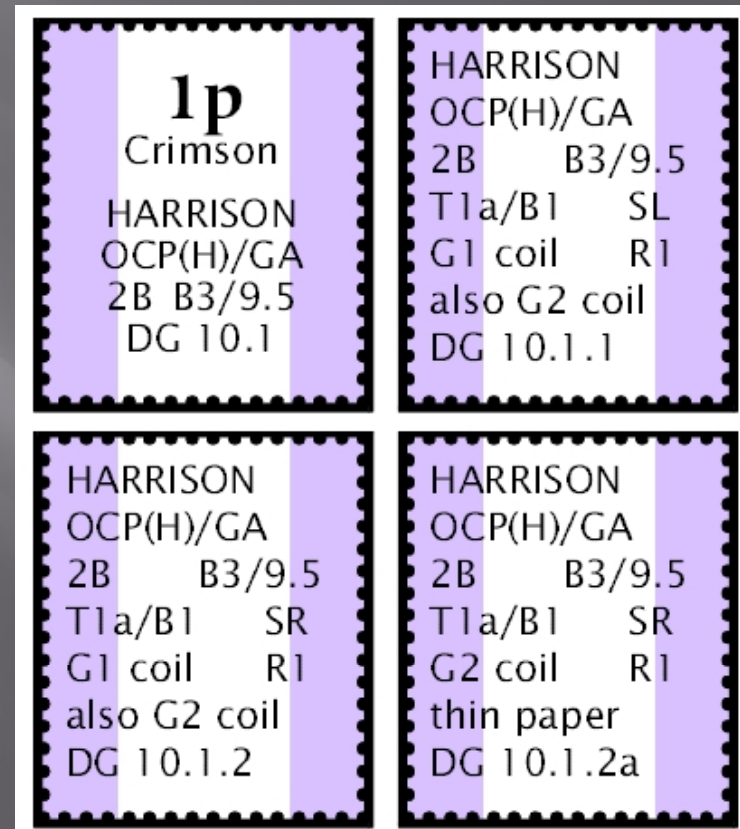
Deegam Profiles, 4th edition Decimal, Levels 2 & 3

HARRISON FCP(H)/DEX LB/8 B3 T4/D1 SL DP38C B14 position 6 DG 100.12.2b				10p Greyish orange HARRISON FCP(H)/DEX LB B3/9.5 DG 100.13
HARRISON FCP(H)/DEX LB B3/9.5 T2/D1 U DP43 B11 DG 100.13.1	HARRISON FCP(H)/DEX S4 B3/9.5 T2/D1 U DP43 B11 DG 100.13.1a	HARRISON FCP(H)/DEX missing phos. T2/D1 U DP43/N B11 DG 100.13.1b	10p Greyish orange HARRISON PCP(H)/DEX ACP DG 100.14	HARRISON PCP(H)/DEX ACP T2/D1 U sheets DG 100.14.1
HARRISON PCP(H)/DEX ACP T2/D1 U sheets 15 DG 100.14.1	HARRISON PCP(H)/DEX ACP T2/D1 U sheets 18 DG 100.14.1	10p Light tan HARRISON PCP(H)/DEX ACP DG 100.15	HARRISON PCP(H)/DEX ACP T5b/B2 U sheets 21 AFS DG 100.15.1	10p Light tan ENSCHEDÉ OFN(PIC)/PVAI 2B AY/9.5 DG 100.16
ENSCHEDÉ OFN(PIC)/PVAI 2B AY/9.5 TSb/A1 U sheets 1 unvarnished DG 100.16.1	ENSCHEDÉ OFN(PIC)/PVAI 2B AY2/9.5 TSb/A1 U sheets 1 4mm varnish DG 100.16.2	ENSCHEDÉ OFN(PIC)/PVAI 2B AY3/9.5 TSb/A1 U sheets 1 2mm varnish DG 100.16.3	10p Light tan QUESTA OFN(PIC)/PVAI 2B AY/8 DG 100.17	QUESTA OFN(PIC)/PVAI 2B AY/8 TS/A2 DP225 DG 100.17.1
QUESTA OFN(PIC)/PVAI S17 AY/8 TS/A2 DP225 DG 100.17.1a	10p Light tan ENSCHEDÉ OFN(PIC)/PVAI 2B A2B/9.5 DG 100.18	ENSCHEDÉ OFN(PIC)/PVAI 2B A2B/9.5 TSb/A1 U sheets 1 blue gum DG 100.18.1	ENSCHEDÉ OFN(PIC)/PVAI 2B A2B/9.5 TSb/A1 U sheets 1 white gum DG 100.18.1a	10p Light tan HARRISON OFN(PH)/PVAI 2B AB/9 DG 100.19
HARRISON OFN(PH)/PVAI 2B AB/9 TSbc/B4 U sheets 1 EME DG 100.19.1	10p Light tan WALSALL OFN(PIC)/PVAI 2B A2B/9 DG 100.20	WALSALL OFN(PIC)/PVAI 2B A2B/9 TSbc/B4 I DP271 DG 100.20.1	WALSALL OFN(PIC)/PVAI S16 A2B/9 TSbc/B4 I DP271 DG 100.20.1a	WALSALL OFN(PIC)/PVAI S17 A2B/9 TSbc/B4 I DP271 DG 100.20.1b
10p Light tan DE LA RUE OFFPHI(PVAI DG 100.21	DE LA RUE OFFPHI(PVAI TSbc/B4 DMS7 1C position 4 DG 100.21.1	10p Light tan DE LA RUE OFN(PIC)/PVAI 2B A2B/9 gravure DG 100.22	DE LA RUE OFN(PIC)/PVAI 2B A2B/9 TS/B4 U sheets D1 TR3-B paper DG 100.22.1	DE LA RUE OFN(PIC)/PVAI 2B (I2) A2B TS/B4 U sheets D1 TR3-B paper DG 100.22.1a

PROFILES

Basically however, 'Profiles' details each individual Machin by printer, colour, paper & gum type, 'head' type, phosphor type including number of bands, band width, placement, colour and style, value type & setting, direction of print, and its source (sheet with cylinder number, coil, miniature sheet or specific booklet pane by number)

Each 'profile' is created so as to be printed in actual size & detail, including size and placement of perforations and the ellipse, if applicable



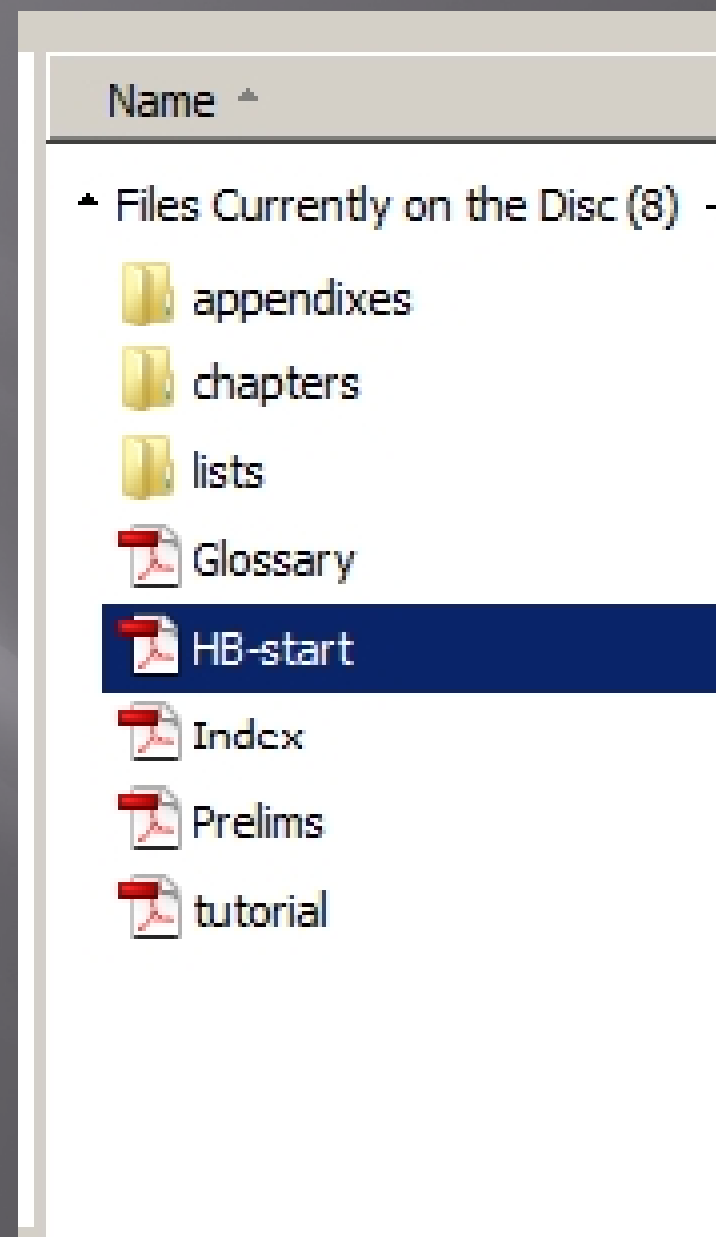
- ▣ Reports
- ▣ Profiles
- ▣ Handbook

Handbook

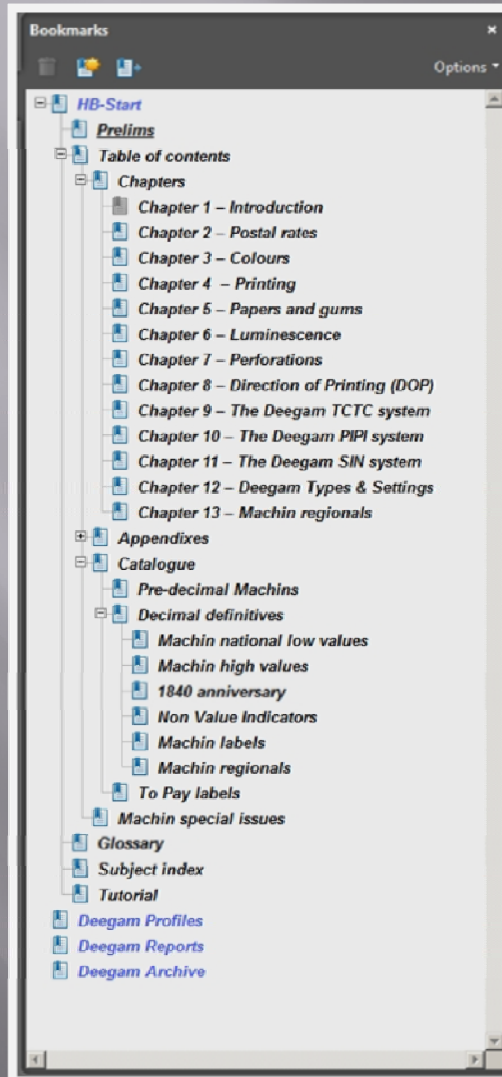
‘Clicking’ on the heading of Handbook brings up this screen.

A number of options appear, but the two most important and useful tabs for quick, efficient use of this catalogue are:

HB-start
lists



HB-start



Bookmarks

- HB-Start
 - Prelims
 - Table of contents
 - Chapters
 - Chapter 1 – Introduction
 - Chapter 2 – Postal rates
 - Chapter 3 – Colours
 - Chapter 4 – Printing
 - Chapter 5 – Papers and gums
 - Chapter 6 – Luminescence
 - Chapter 7 – Perforations
 - Chapter 8 – Direction of Printing (DOP)
 - Chapter 9 – The Deegam TCTC system
 - Chapter 10 – The Deegam PPI system
 - Chapter 11 – The Deegam SIN system
 - Chapter 12 – Deegam Types & Settings
 - Chapter 13 – Machin regionals
 - Appendixes
 - Catalogue
 - Pre-decimal Machins
 - Decimal definitives
 - Machin national low values
 - Machin high values
 - 1840 anniversary
 - Non Value Indicators
 - Machin labels
 - Machin regionals
 - To Pay labels
 - Machin special issues
 - Glossary
 - Subject index
 - Tutorial
 - Deegam Profiles
 - Deegam Reports
 - Deegam Archive



First edition, June 1993; reprinted October 1993
Supplement to the first edition, March 1995
Second edition, June 1996
Supplement to the second edition, June 1999
Third edition, June 2003
CD (Ventura) version of third edition, 2006
CD (InDesign) fourth edition, 2010; this is updated every 10 weeks

Known worldwide as
THE MACHIN ENCYCLOPÆDIA

Everything there is to know about the Machin definitives, and more ...
Written by Douglas G. A. Myall.

LISTS

This folder brings up over 120 .pdf files; one for each Machin value plus the pre-decimals, double heads, NVI's as well as several miscellaneous files
Let's look at DG60

Name ^	Date modified	Type	Size
^ Files Currently on the Disc (120)			
DG5	1/25/2011 12:38 PM	Adobe Acrobat Doc...	551 KB
DG10	3/28/2011 1:16 PM	Adobe Acrobat Doc...	1,121 KB
DG10-locate	2/21/2011 1:59 PM	Adobe Acrobat Doc...	278 KB
DG15	2/23/2011 11:56 AM	Adobe Acrobat Doc...	506 KB
DG20	3/28/2011 1:17 PM	Adobe Acrobat Doc...	2,068 KB
DG25	2/23/2011 11:57 AM	Adobe Acrobat Doc...	2,541 KB
DG30	2/23/2011 11:58 AM	Adobe Acrobat Doc...	1,677 KB
DG35	2/23/2011 11:59 AM	Adobe Acrobat Doc...	1,132 KB
DG40	2/23/2011 11:59 AM	Adobe Acrobat Doc...	653 KB
DG45	8/29/2010 8:06 AM	Adobe Acrobat Doc...	903 KB
DG50	3/28/2011 1:18 PM	Adobe Acrobat Doc...	1,692 KB
DG55	2/23/2011 12:00 PM	Adobe Acrobat Doc...	810 KB
DG60	2/23/2011 12:01 PM	Adobe Acrobat Doc...	503 KB
DG65	2/23/2011 12:01 PM	Adobe Acrobat Doc...	737 KB
DG70	8/29/2010 8:50 AM	Adobe Acrobat Doc...	2,351 KB
DG75	2/23/2011 12:02 PM	Adobe Acrobat Doc...	749 KB
DG80	2/23/2011 12:03 PM	Adobe Acrobat Doc...	1,215 KB
DG85	2/23/2011 12:04 PM	Adobe Acrobat Doc...	583 KB
DG90	2/23/2011 12:04 PM	Adobe Acrobat Doc...	955 KB
DG95	2/23/2011 12:05 PM	Adobe Acrobat Doc...	374 KB
DG100	3/28/2011 1:18 PM	Adobe Acrobat Doc...	1,780 KB
DG105	1/25/2011 12:45 PM	Adobe Acrobat Doc...	447 KB
DG110	8/29/2010 8:08 AM	Adobe Acrobat Doc...	362 KB
DG115	1/21/2011 6:25 AM	Adobe Acrobat Doc...	1,196 KB
DG120	2/23/2011 12:07 PM	Adobe Acrobat Doc...	1,457 KB
DG125	2/26/2011 12:34 PM	Adobe Acrobat Doc...	1,097 KB
DG130	11/1/2010 7:00 AM	Adobe Acrobat Doc...	555 KB
DG135	8/29/2010 8:19 AM	Adobe Acrobat Doc...	587 KB
DG140	2/23/2011 12:08 PM	Adobe Acrobat Doc...	1,432 KB
DG150	2/23/2011 12:08 PM	Adobe Acrobat Doc...	1,082 KB
DG155	9/13/2010 12:42 PM	Adobe Acrobat Doc...	702 KB
DG160	2/23/2011 12:09 PM	Adobe Acrobat Doc...	710 KB
DG165	8/29/2010 8:10 AM	Adobe Acrobat Doc...	260 KB
DG170	2/26/2011 12:35 PM	Adobe Acrobat Doc...	1,227 KB
DG175	2/26/2011 12:35 PM	Adobe Acrobat Doc...	240 KB
DG180	2/26/2011 12:36 PM	Adobe Acrobat Doc...	1,569 KB

LISTS

The opening page for each value shows the colour varieties *printed over green, indicating Level 1*. This page also details the postal duties and the dates of use.

In addition, it highlights the various printers, printing methods *(in blue indicating Level 2)* and each of the 'head' types that were used to print this value.

6p

DG 60



DG 60
Pastel green
(1971)



DG 60
Lime green #
(1991)

From the Jeffery Matthews palette, see [chapter 3](#).

Postal duties

THIS value prepaid the surface rate for 2oz letters from 15 February 1971 until overseas rates were increased on 1 July that year.

From 6 March 1972, when some minor adjustments were made to the 1st-class letter tariff following the reduction of the basic weight step from 4oz to 2oz, it prepaid the 6oz rate.

Demand for this value was small and production was allowed to lapse. It was taken off general sale but continued to be available from philatelic outlets. It was re-introduced in the same colour toward the end of September 1977 to

help customers make up parcel rates more easily'. It was finally withdrawn on 28 November 1979.

The second version in a new colour was issued for use from 16 September 1991 as a key value for uprating the minimum 2nd-class letter rate to 1st-class. When this gap was increased to 7p by the tariff changes of 26 April 1999 the stamp was withdrawn.

It was temporarily re-issued in May 2000 as part of a souvenir miniature sheet for Stamp Show 2000. (See DMS7 on [page A3-4](#).)

Printers and printing methods:

De La Rue (gravure)
Enschedé, (gravure)
Harrison (gravure)
Questa (lithography)

Head types:

A1, A2, B2, B4, C1

All head types are described and illustrated in [chapter 12, pages C12-5 et. seq](#)

LISTS

continuing under the 6p value, page 2 illustrates, and briefly describes the various value types, placed in relation to the image 'bust'.

These items, and the Head Types on the previous page are printed *over yellow* and fall into Level 3, as do the more detailed listings which follow on the subsequent pages

Value types:

T1, T2, T3, T4#, T5#

These are illustrated below to the same scale. Types in the Jeffery Matthews re-drawn font are marked #.



T1
(left)
Thick elements

T2
(right)
Thin elements




T3
Very thin, 'spidery' elements



T4#
(left)
Redrawn, narrow figure thin letter 'p'

T5#
(right)
As T4 but with thicker elements



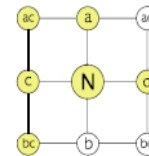
LISTS

As with each value, the next page uses the Deegam value settings matrix to illustrate each known value positioning.

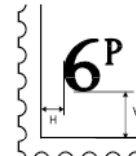
The catalogue then lists the original colour and applies the basic Deegam number; in this case DG60.1, gives the paper/gum, followed by phosphor information, the printer and printing method. Again, *printing in blue indicates Level 2*

Value settings:

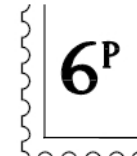
The 6p value settings are illustrated to scale below.



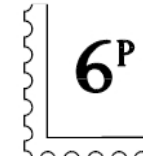
The DEEGAM settings matrix for the 6p (see page C12-31)



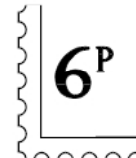
Norm
H = 1.30mm
V = 2.50mm
(cylinder 1)



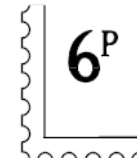
setting 'c'
H = .95mm
V = 2.35mm
(G3 coil)



setting 'd'
H = 1.65mm
V = 2.40mm
(cylinder 4)



setting 'bc'
H = .80mm
V = 2.10mm
(DP24, column 2)



setting 'a'
H = 1.35mm
V = 3.00mm
(cylinder 11)



setting 'ac'
H = 1.10mm
V = 3.10mm
(DP216)

Catalogue list

DG. No.	Type / Setting	DOP	Source	Notes	Colour cylinders	Date issued
Pastel green						
DG 60.1		OC	(H)/PVAI	2B B3 250/9.5	Harrison	Photogravure
.1	T1/C1	U	Sheets	250 screen	1	15.02.71 <input type="checkbox"/>
.1a	T1/C1	U	Sheets	missing phosphor	1	2.71 <input type="checkbox"/>
.1b	T1/C1	U	Sheets	uncoated paper [1]	1	2.71 <input type="checkbox"/>
DG 60.2		FC	(H)/GA	2B B3 9.5	Harrison	Photogravure
.1	T1d/C1	U	Sheets	'Jet' phosphor; 150 screen	4	6.06.73 <input type="checkbox"/>
DG 60.3		FC	(H)/PVAI	2B B3 9.5	Harrison	Photogravure
.1	T1d/C1	U	Sheets	250 screen	4	18.07.73 <input type="checkbox"/>
.1a	T1d/C1	U	Sheets	missing phosphor	4	? 73 <input type="checkbox"/>

[1] known from the dot cylinder only

the Deegam valuation code is explained in chapter 1

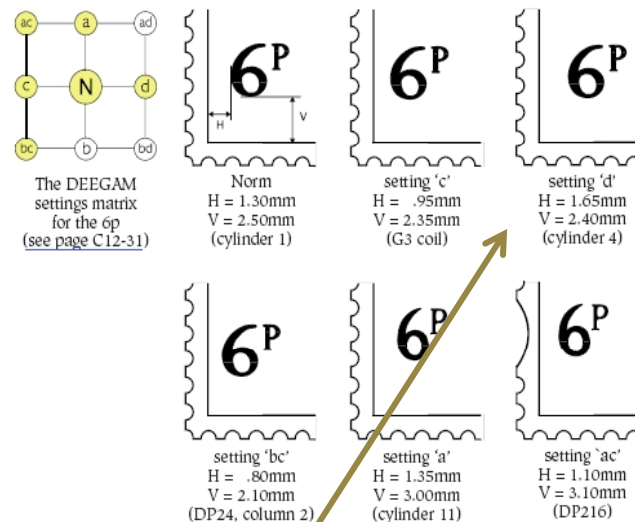
LISTS

DG60.1.1 details VALUE TYPE/
HEAD TYPE, DOP (direction of print),
source, cylinder number, any
notes and finally, date of issue
or date of first use, followed by
a general valuation code
(explained in Chapter 1)

When any piece of the primary
information (printed in blue)
changes, a new Deegam number
is generated. In this case, a
paper *and* gum change
necessitated the new number,
DG60.2.1, and similarly
DG60.3.1 Note that both of
these stamps had a change of
value setting, as well. (T1d)

Value settings:

The 6p value settings are illustrated to scale below.



Catalogue list

DG. No.	Type / Setting	DOP	Source	Notes	Colour cylinders	Date issued
Pastel green						
DG 60.1	OC(P/H)/PVAI	U	Sheets	2B B3 250/9.5	Harrison	Photogravure
.1	T1/C1	U	Sheets	250 screen	1	15.02.71 [1]
.1a	T1/C1	U	Sheets	missing phosphor	1	2.71 [4]
.1b	T1/C1	U	Sheets	uncoated paper [1]	1	2.71 [2]
DG 60.2	EP(H)/GA	U	Sheets	2B B3 9.5	Harrison	Photogravure
.1	T1d/C1	U	Sheets	'Jet' phosphor; 150 screen	4	6.06.73 [1]
DG 60.3	CP(H)/PVAI	U	Sheets	2B B3 9.5	Harrison	Photogravure
.1	T1d/C1	U	Sheets	250 screen	4	18.07.73 [3]
.1a	T1d/C1	U	Sheets	missing phosphor	4	? 73 [7]

[1] known from the dot cylinder only

[1] [2] [3] [4] [5] [6] [7] [8] [9] the Deegam valuation code is explained in chapter 1

LISTS

Continuing with the 6p value, the next page provides additional listing numbers reflecting major changes, but look at the number of Level 3 notations for this one value alone

At Level 3, collectors may choose to disregard any area of little or no personal interest; areas such as misplaced or incomplete phosphor bands (not to be confused with phosphor bands missing altogether)

DG. No.	Type / Setting	DOP	Source	Notes	Colour cylinders	Date issued
---------	----------------	-----	--------	-------	------------------	-------------

Pastel green

DG 60.4	FCP(H)/DEX	2B	B3	9.5	Harrison	Photogravure
.1	T2/C1	U	Sheets	150 screen	8	30.10.73 <input type="checkbox"/>
.1a	T2/C1	U	Sheets	missing phosphor	8	12.73 <input type="checkbox"/>
.1b	T2/C1	U	Sheets	glossy paper	8	α 7.75 <input type="checkbox"/>
.2	T2/C1	U	Sheets	PUI	8	α 11.74 <input type="checkbox"/>
.3	T3c/C1	SL	G3.1 coil		R1	3.12.75 <input type="checkbox"/>
.3a	T3c/C1	SL	G3.1 coil	LB (11)/9.5	R1	12.75 <input type="checkbox"/>
.3b	T3c/C1	SL	G3.1 coil	RB (12)/9.5	R1	12.75 <input type="checkbox"/>
.3c	T3c/C1	SL	G3.1 coil	CB/9.5	R1	12.75 <input type="checkbox"/>
.3d	T3c/C1	SL	G3.1 coil	CB (OR)/9.5	R1	12.75 <input type="checkbox"/>
.4	T2c/C1b	SL	DP24	columns 1 and 3 [1]	B5	10.03.76 <input type="checkbox"/>
.4a	T2bc(f)/C1b	SL	DP24	ditto	B5	10.03.76 <input type="checkbox"/>
.5	T2bc/C1b	SR	DP24	column 2 [1]	B5	10.03.76 <input type="checkbox"/>
.6	T1d/C1	U	Sheets	PUI; shades	4	31.10.77 <input type="checkbox"/>

DG 60.5	OCF(H)/PVAI	2B	B3	150/9.5	Harrison	Photogravure
.1	T3c/C1	SL	G3.2 coil		R1	3.77 <input type="checkbox"/>

Lime green

DG 60.6	ACP(H)/DEX	—	—	—	Harrison	Photogravure
.1	T4a/B2	U	Sheets	shades	11	10.09.91 <input type="checkbox"/>
.1a	T4a/B2	U	Sheets	screened value	11	10.09.91 <input type="checkbox"/>

DG 60.7	OFNP(C)/PVAI	2B	AY	9.5	Enschedé	Gravure
.1	T4a/A1	U	Sheets	unvarnished; E2(3b) ellipse [2]	1	27.04.93 <input type="checkbox"/>
.2	T4a/A1	U	Sheets	2mm varnished band; AY fluor [3] [4]	1	10.08.04 <input type="checkbox"/>
.2a	T4a/A1	U	Sheets	AOP	1	9.94 <input type="checkbox"/>
.3	T4a/A1	U	Sheets	2mm varnished band; AY2 fluor [3] [5]	1	α 7.12.93 <input type="checkbox"/>
.4	T4a/A1	U	Sheets	2mm varnished band; AY3 fluor [3] [5]	1	α 11.05.95 <input type="checkbox"/>
.4a	T4a/A1	U	Sheets	missing phosphor	1	12.95 <input type="checkbox"/>

α date printed

- [1] also occurs on panes with narrow binding margins, formerly BM DP24A, issued 13.6.77
- [2] the first occurrence of elliptical perforations on this value, introduced as a security measure
- [3] these bands were printed down the vertical gutters to seal the paper before printing the phosphor; this was to overcome a problem with absorption which was weakening the signal in mail sorting machines; see page C6-17
- [4] unique in having both the original yellow fluor and varnished bands
- [5] Royal Mail required changes to be made to the amount and strength of the yellow fluor added to the phosphor in an attempt to overcome a problem with its interference with the letter sorting machines; it was first halved, giving AY2 phosphor with a yellow-green reaction rather than the previous deep yellow; a later change resulted in AY3 phosphor having a greenish yellow reaction. The yellow varieties of fluor were eventually replaced with blue fluor, giving AB and A2B fluor phosphors

a full explanation of the technical terms used in this Handbook is given in the [Glossary](#)

LISTS

... again, with the same 6p value page, when the reader places the cursor over the Source notation and ‘clicks’, he is taken to a detailed listing of sources. If the source indicates a booklet pane with a DP number, or a miniature sheet with an MS number, clicking on that item takes the reader to a full colour image of the pane or sheet with more detailed information.

Let’s click on booklet pane DP24 at DG60.4.4

DG. No.	Type / Setting	DOP	Source	Notes	Colour cylinders	Date issued
Pastel green						
DG 60.4	FCP(H)/DEX	2B	B3	9.5	Harrison	Photogravure
.1	T2/C1	U	Sheets	150 screen	8	30.10.73 <input type="checkbox"/>
.1a	T2/C1	U	Sheets	missing phosphor	8	12.73 <input type="checkbox"/>
.1b	T2/C1	U	Sheets	glossy paper	8	α 7.75 <input type="checkbox"/>
.2	T2/C1	U	Sheets	PUI	8	α 11.74 <input type="checkbox"/>
.3	T3c/C1	SL	G3.1 coil		R1	3.12.75 <input type="checkbox"/>
.3a	T3c/C1	SL	G3.1 coil	LB (11)/9.5	R1	12.75 <input type="checkbox"/>
.3b	T3c/C1	SL	G3.1 coil	RB (12)/9.5	R1	12.75 <input type="checkbox"/>
.3c	T3c/C1	SL	G3.1 coil	CB/9.5	R1	12.75 <input type="checkbox"/>
.3d	T3c/C1	SL	G3.1 coil	CB (OR)/9.5	R1	12.75 <input type="checkbox"/>
.4	T2c/C1b	SL	DP24	columns 1 and 3 [1]	B5	10.03.76 <input type="checkbox"/>
.4a	T2bc(f)/C1b	SL	DP24	ditto	B5	10.03.76 <input type="checkbox"/>
.5	T2bc/C1b	SR	DP24	column 2 [1]	B5	10.03.76 <input type="checkbox"/>
.6	T1d/C1	U	Sheets	PUI; shades	4	31.10.77 <input type="checkbox"/>
DG 60.5	OF(H)/PVAI	2B	B3	150/9.5	Harrison	Photogravure
.1	T3c/C1	SL	G3.2 coil		R1	3.77 <input type="checkbox"/>
Lime green						
DG 60.6	ACP(H)/DEX	—	—	—	Harrison	Photogravure
.1	T4/B2	U	Sheets	shades	11	10.09.91 <input type="checkbox"/>
.1a	T4a/B2	U	Sheets	screened value	11	10.09.91 <input type="checkbox"/>
DG 60.7	OFNP(C)/PVAI	2B	AY	9.5	Enschedé	Gravure
.1	T4a/A1	U	Sheets	unvarnished; E2(3b) ellipse [2]	1	27.04.93 <input type="checkbox"/>
.2	T4a/A1	U	Sheets	2mm varnished band; AY fluor [3] [4]	1	10.08.04 <input type="checkbox"/>
.2a	T4a/A1	U	Sheets	AOP	1	9.94 <input type="checkbox"/>
.3	T4a/A1	U	Sheets	2mm varnished band; AY2 fluor [3] [5]	1	α 7.12.93 <input type="checkbox"/>
.4	T4a/A1	U	Sheets	2mm varnished band; AY3 fluor [3] [5]	1	α 11.05.95 <input type="checkbox"/>
.4a	T4a/A1	U	Sheets	missing phosphor	1	12.95 <input type="checkbox"/>

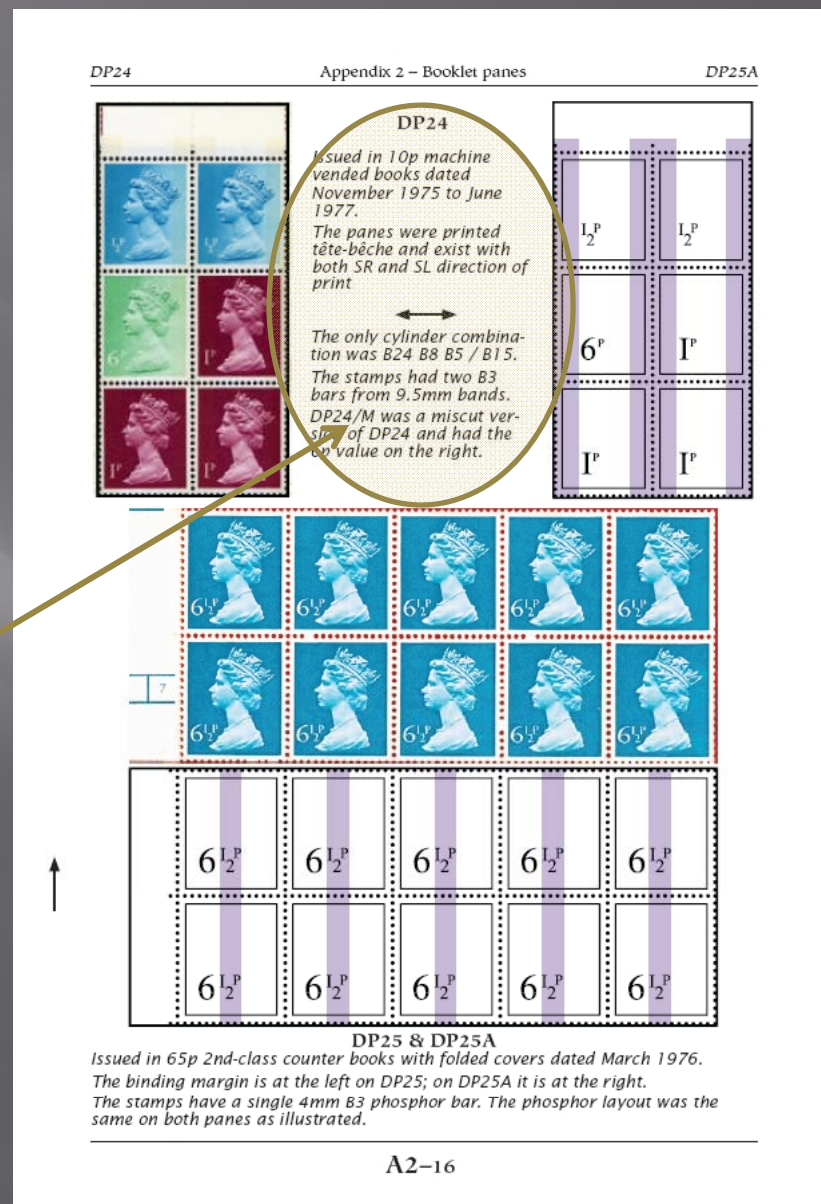
- α date printed
- [1] also occurs on panes with narrow binding margins, formerly BM DP24A, issued 13.6.77
- [2] the first occurrence of elliptical perforations on this value, introduced as a security measure
- [3] these bands were printed down the vertical gutters to seal the paper before printing the phosphor; this was to overcome a problem with absorption which was weakening the signal in mail sorting machines; see page C6-17
- [4] unique in having both the original yellow fluor and varnished bands
- [5] Royal Mail required changes to be made to the amount and strength of the yellow fluor added to the phosphor in an attempt to overcome a problem with its interference with the letter sorting machines; it was first halved, giving AY2 phosphor with a yellow-green reaction rather than the previous deep yellow; a later change resulted in AY3 phosphor having a greenish yellow reaction. The yellow varieties of fluor were eventually replaced with blue fluor, giving AB and A2B fluor phosphors

a full explanation of the technical terms used in this Handbook is given in the [Glossary](#)

LISTS

By clicking on the source, DP24, the reader is taken immediately to an illustration of that booklet pane and its associated notations. In this case, the only source for this item is a 10p vending machine booklet.

Additionally the remarks here indicate that the direction of print is both left and right, and further, that a miscut booklet DP24m exists with the 6p value on the right

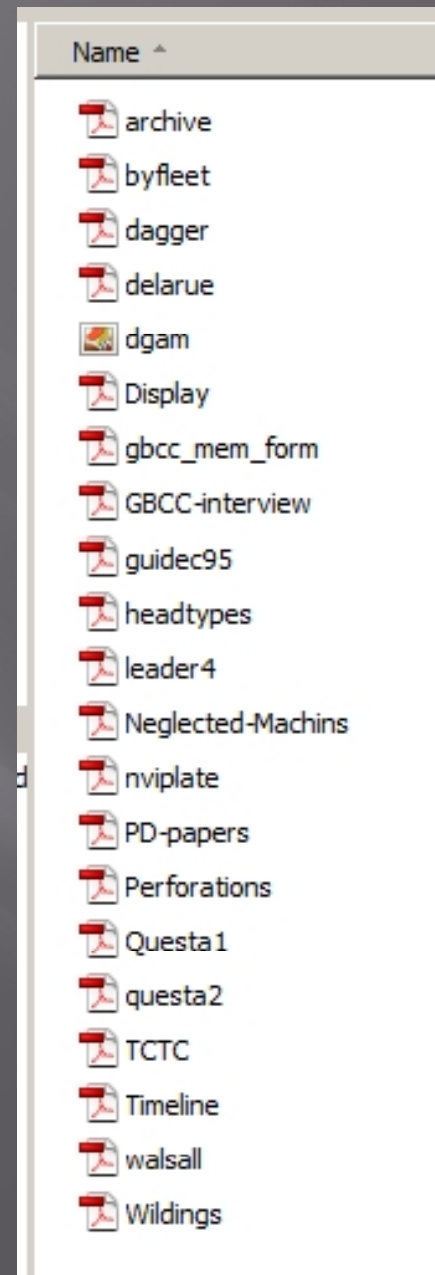


- ▣ Reports
- ▣ Profiles
- ▣ Handbook
- ▣ Archive

Archive

This is an interesting collection of pieces, Machin related, gathered and saved in .pdf format.

These include articles about the various printers, an interview with author, DGA (Doug) Myall, a club membership application and a section on Myall's involvement with the pre-Machin, 'Wilding' GB definitives.



This is a brief overview of the DEEGAM CATALOGUE which is without question, the finest, most comprehensive reference manual on the topic of the MACHIN definitive postage stamp series.

It is written in such a way as to ease the newcomer into the hobby initially at Level 1, while offering the guidance and encouragement to gradually move up into Level 2 and perhaps into Level 3

