

Nano coronavirus recombinant vaccine taking graphene oxide as carrier

Abstract

The invention belongs to the field of nano materials and biomedicine, and relates to a vaccine, in particular to development of 2019-nCoV coronavirus nuclear recombinant nano vaccine. The invention also comprises a preparation method of the vaccine and application of the vaccine in animal experiments. The new corona vaccine contains graphene oxide, carnosine, CpG and new corona virus RBD; binding carnosine, CpG and neocoronavirus RBD on the backbone of graphene oxide; the CpG coding sequence is shown as SEQ ID NO 1; the novel coronavirus RBD refers to a novel coronavirus protein receptor binding region which can generate a high-titer specific antibody aiming at the RBD in a mouse body, and provides a strong support for prevention and treatment of the novel coronavirus.

Classifications

A61K39/12 Viral antigens

[View 10 more classifications](#)

CN112220919A

China

Download PDF
 Find Prior Art
 Similar

Other languages: [Chinese](#)

Inventor: [崔大祥](#), [高昂](#), [梁辉](#), [田静](#), [李雪玲](#), [沈琦](#)

Current Assignee: Shanghai National Engineering Research Center for Nanotechnology Co Ltd

Worldwide applications

2020 • [CN](#)

Application CN202011031367.1A events

2020-09-27 • Application filed by Shanghai National Engineering Research Center for Nanotechnology Co Ltd

2020-09-27 • Priority to CN202011031367.1A

2021-01-15 • Publication of CN112220919A

Status • Pending

Info: [Legal events](#), [Similar documents](#), [Priority and Related Applications](#)

External links: [Espacenet](#), [Global Dossier](#), [Discuss](#)

Description

Nano coronavirus recombinant vaccine taking graphene oxide as carrier

Technical Field

The invention belongs to the field of nano materials and biomedicine, and relates to development of a vaccine development platform. In particular to the development of 2019-nCoV coronavirus nuclear recombinant nano-vaccine. The invention also includes the use of the vaccine in animal testing.

Technical Field

The vaccine is an ultimate weapon for eliminating major infectious diseases, has the advantages of lowest cost and more advantages of prior enemy than other therapies, undoubtedly becomes hopeful to the public, the smallpox is eliminated by human beings through vaccination, the poliomyelitis cases are reduced by 99 percent, the infectious diseases such as diphtheria are rare, and the incidence rate of diseases such as measles, neonatal tetanus and the like is remarkably reduced. The effect of vaccines on human health is not excessive, and the birth of each new vaccine is a great victory for human beings to overcome an infectious disease! To date, no medical treatment has been able to have such an important, lasting and profound effect on human health as a vaccine; nor is any therapeutic available to eliminate a disease from the earth at the very least cost of a vaccine.

After the occurrence of SARS-CoV-2 epidemic, different laboratories in China have completed the isolation of virus strains, and in order to make a big step forward in vaccine development, we believe that we will soon have a final weapon for the eradication of SARS-CoV-2, however, until now there is no approved vaccine or drug for the treatment of CoV infection, and there is a great need to develop an effective drug for the treatment or prevention of coronavirus infection and outbreak.

According to the research of coronavirus vaccines such as SARS and MERS, the main target point of the existing coronavirus vaccine is the S protein of coronavirus. Vaccines need to induce not only humoral and cellular immune responses, but also mucosal immune responses, and with the aid of adjuvants to induce balanced Th1 and Th2 pathways to produce truly effective vaccines. At present, the research of more SARS and MERS vaccines mainly focuses on viral vector vaccines and subunit vaccines, and a large number of researches show that the difficulty of SARS and MERS lies in that long-term memory B cells cannot be stimulated to generate, the long-term memory cells in the healed SARS and MERS patients can only last for 2-3 years, immunological memory cannot be generated, and the vaccine development failure is caused, and only 6 potential coronavirus vaccines enter the clinical research stage at present, but no 1 effective vaccine is approved to be marketed.

Claims (10)

[Hide Dependent](#)

1. A coronavirus vaccine, wherein said coronavirus comprises graphene oxide, carnosine, CpG, and a novel coronavirus receptor binding domain; binding carnosine, CpG, and a novel coronavirus receptor binding region on a backbone of graphene oxide; the CpG coding sequence is shown as SEQ ID NO 1; the novel coronavirus receptor binding region refers to a novel coronavirus S protein receptor binding region.
2. The coronavirus of claim 1, wherein the coronavirus is obtained by linking carnosine, CpG and a coronavirus receptor binding region on activated graphene oxide.
3. The method of producing a coronavirus according to claim 1, comprising the steps of:
 - obtaining CpG, a recombinant protein of a receptor binding region and carnosine, wherein the CpG coding sequence is shown as SEQ ID NO 1;
 - adding the graphene oxide freeze-dried powder into a phosphate buffer solution, and carrying out ultrasonic treatment;
 - adding EDC and NHS to activate the graphene oxide solution, removing excessive EDC/sulfo-NHS in the reaction solution through ultrafiltration, and adjusting the pH of the reaction solution to be neutral;
 - adding carnosine, CpG, and receptor binding region recombinant protein to a reaction solution, and incubating with activated graphene oxide;
 - excess unconjugated protein was removed from the reaction solution and sterilized for use.
4. The method of claim 3, wherein the duration of sonication is between 2 and 3 hours.
5. The method according to claim 3, wherein the phosphate buffer has a pH of 6.8 to 7.6.
6. The method of claim 3, wherein the method of removing excess EDC/sulfo-NHS or removing uncoupled proteins is ultrafiltration.
7. The method according to claim 3, wherein the amount of carnosine is 1.5 times or more the amount of graphene oxide, the amount of the receptor binding region is 2-10 times the amount of CpG, and the amount of CpG is one ten thousandth of graphene oxide, based on mass ratio.

Disclosure of Invention

The invention aims to provide a coronavirus recombinant vaccine.

Another purpose of the invention is to provide a preparation method of the virus recombinant vaccine.

It is still another object of the present invention to provide the use of the recombinant vaccine of the virus.

In view of various problems of the conventional vaccines at present, how to change the problems of the existing vaccines and enhance immune response is a problem which is always considered, in order to improve the immunocompetence of the immunogen and enhance the immune response capability of the body, the most basic method is to mix the immunogen with an adjuvant, and the immune adjuvant is a promoter capable of enhancing the immune response of the body to the immunogen. CpG Oligodeoxynucleotide (ODN) is a very promising adjuvant discovered in recent years. CpG ODN has been shown to have better adjuvant activity in vivo, in vitro and clinical studies in animals, and the best studies are CpG7909 and CpG 1018. 11/9.2017, the hepatitis B vaccine approved by Dynavax Technologies of the United States of America FDA and using CpG1018 as an adjuvant is on the market, is the first approved CpG ODN adjuvant vaccine in the world and is used for preventing HBV infection of adults 18 years old and older, and a plurality of different types of CpG ODN are used as adjuvants in a plurality of clinical trials. CpG is combined with TLR9 to activate immature pDC cells and induce natural and adaptive immune response, but a single CpG structure has limited activation effect on immune cells and is easy to be rapidly hydrolyzed by exonuclease, so that the stability of the CpG in vivo is insufficient, and side effects are also caused; CpG Oligodeoxynucleotide (ODN) synthesized in the sequence can also enhance the stimulation effect, and after the CpG is coupled with other proteins such as antigen and the like, the CpG oligodeoxynucleotide is combined, so that the CpG oligodeoxynucleotide has a very obvious immune activation effect.

Graphene is a two-dimensional carbon nanomaterial consisting of carbon atoms in sp hybridized orbitals in a hexagonal honeycomb lattice. The basic structural unit of the material is the most stable benzene six-membered ring in the organic material, and the material is the most ideal two-dimensional material at present. Graphene Oxide (GO) is a Graphene oxide derivative, and is a exfoliated product. Due to the characteristics of unique SP² hybridization, a perfect two-dimensional structure and high reactivity of the edge, the treatment platform based on the hybrid structure can be used as an ideal load and grafting carrier in design and development, and plays an important role in aspects of nano-drug delivery systems, biological detection, tumor treatment, cell imaging and the like.

The present invention has been completed based on the above-mentioned studies.

The invention discloses a brand-new vaccine development method based on a graphene oxide material serving as a framework for loading CpG molecules and recombinant proteins. Based on the technical platform, a new nano new crown vaccine is prepared by combining the recombinant protein of the RBD region of the Spike protein of the SAR-CoV-2. The prepared nano new corona vaccine has stronger immunogenicity in mouse experiments and can generate high-titer antibodies.

In one aspect, the invention provides a coronavirus vaccine comprising graphene oxide, carnosine, CpG, and RBD. In a preferred embodiment of the invention, the vaccine is named GO-Car-carnosine-CpG-RBD vaccine.

Graphene Oxide (GO) is an oxide of graphene, and after oxidation, oxygen-containing functional groups on the graphene oxide are increased, so that the graphene oxide is more active than graphene. For example, hydroxyl groups and epoxy groups are randomly distributed on a graphene oxide monolith, while carboxyl groups and carbonyl groups are introduced at the edge of the monolith. Common commercial products of graphene oxide are in the form of powder, flakes and solutions, and are brown-yellow in color.

Carnosine, known by the scientific name β -alanyl-L-histidine, is a crystalline solid composed of a dipeptide consisting of two amino acids, β -alanine and L-histidine. Carnosine has strong antioxidant ability, and can scavenge Reactive Oxygen Species (ROS) and alpha-beta unsaturated aldehydes, which are formed by over-oxidation of fatty acids in cell membranes during oxidative stress.

CpG motifs have the effect of activating the body's immune system and can be used as adjuvants. Preferably, the CpG coding sequence is shown as SEQ ID NO 1.

RBD (spike receptor binding domain), specifically a coronavirus protein (S protein) Receptor Binding Domain (RBD) in the present invention. For example, the RBD protein can be selected as follows:

```
PNITNLCPFGEVFNATRFASVYAWNKRISNCVADYSVLVNSASFSTFKCYGVSPKTLND
LCFTNVYADSFVIRGDEVQRQIAPGQTGKIADYNYKLPDDFTGCVIAWNSNLDKVGNGNY
NYLYRLFRKSNLKPFRDSTEIYQAGSTPCNGVEGFNCYFPLQSYGFQPTNGVGYQPYR
VVVLSFELLHAP (SEQ ID NO 2) .
```

the coronavirus vaccine disclosed by the invention is obtained by combining carnosine, CpG and a novel coronavirus RBD on activated graphene oxide.

The dosage of GO in the coronavirus vaccine provided by the invention is used as a

8. The process according to any one of claims 3 to 7, wherein the reaction temperature is 20 to 28 °C.

9. Use of a coronavirus according to claim 1, characterised in that said new corona vaccine is used for the preparation of a medicament for the prevention of a coronavirus.

10. The use of claim 9, wherein the coronavirus causes the body to produce antibodies to recombinant proteins of the receptor binding domain.

framework base, the dosage is usually excessive, and the dosage of carnosine can be about twice of that of GO. CpG and new coronavirus RBD are used as biological macromolecules, and the dosage of the CpG and the new coronavirus RBD is less, and is usually one ten thousandth of that of GO in mass ratio. And RBD is used in an amount more than 2 times that of CpG, such as CpG: RBD = 1: 2-10, preferably, the dosage of RBD is 3-6 times of that of CpG.

In another aspect, the present invention provides a method for preparing the coronavirus vaccine, the method comprising the steps of:

obtaining CpG, RBD recombinant protein and carnosine;

adding freeze-dried GO powder into a phosphate buffer solution, and carrying out ultrasonic treatment;

adding EDC and NHS to activate GO solution, removing excess EDC/sulfo-NHS in the reaction solution through ultrafiltration, and adjusting the pH of the reaction solution to be neutral;

adding carnosine, CpG, and RBD recombinant proteins to the reaction solution, incubating with activated GO;

excess unconjugated protein was removed from the reaction solution and sterilized for use.

Preferably, the duration of the ultrasound is 2 to 3 hours. The ultrasonic conditions were 200W, 40 kHz.

Preferably, the phosphate buffer has a neutral pH, e.g., 6.8 to 7.6, more preferably 7.0 to 7.4, or 7.2.

Preferably, the method of removing excess EDC/sulfo-NHS or unconjugated protein is ultrafiltration.

In a preferred embodiment of the present invention, the ratio of graphene oxide, carnosine, CpG, and RBD is: 26 mg: 40 mg: 1.2 μg: (3-6) μg.

Preferably, the reaction temperature is 20-28 °C. For example, room temperature is used.

In a preferred embodiment of the present invention, the GO-Car-carnosine-CpG-RBD vaccine is prepared by the following method: GO was coupled to carnosine using a modification of the EDC-NHS reaction, 26mg of GO lyophilized powder was added to 5.20 mL of phosphate buffer (PBS, pH = 7.4) and sonicated (200W, 40 kHz) at 25 °C for 3 h. The GO solution was activated by the addition of 6.82 mg EDC (N1-((ethylimino) methyl-ene) -N3, N3-dimethyl propane-1,3-diamine, Chinese: 1-(3-dimethylaminopropyl)-3-ethylcarbodiimide) and 7.73 mg NHS (N-N-hydroxysuccinimide) at 25 °C. Excess EDC/sulfo-NHS was removed from the reaction solution by ultrafiltration and the pH of the solution was then adjusted to 7.4. Then, 40mg of carnosine, 1.2ug CpG, and various concentrations of RBD recombinant protein were added to the solution and reacted with activated GO at 25 °C for 2 h. Subsequently, excess unconjugated protein was removed from the reaction solution by ultrafiltration. The prepared product is marked as GO-Car-carnosine-CpG-RBD vaccine. Finally, GO-Car-carnosine-CpG-RBD vaccine solution was contacted with sterile filter (0.22 μm) and stored in sterile containers at 4 °C for subsequent experiments.

The invention establishes a nano recombinant protein vaccine preparation technical platform capable of quickly exciting the human immune system, and can quickly produce a large amount of preventive vaccines after infectious viruses are confirmed. The technical platform fully utilizes the characteristic that the surface of graphene oxide is provided with COOH, hydroxyl and other groups, and utilizes the interaction between pi-pi bonds to assemble the screened RBD recombinant protein, CpG molecules and carnosine together to prepare the nano recombinant protein vaccine based on the graphene oxide as the framework. The vaccine can stimulate an organism to generate a high-titer RBD neutralizing antibody aiming at SAR-CoV-2, and lays a technical foundation for preventing and treating coronavirus infection and future large outbreaks of similar epidemics.

In another aspect, the invention provides an application of the GO-Car-carnosine-CpG-RBD vaccine, namely an application of the GO-Car-carnosine-CpG-RBD vaccine in preparation of a medicine for preventing a new coronavirus.

Preferably, the application of the composition can improve the immunity of organisms to the new coronavirus.

Preferably, the GO-Car-carnosine-CpG-RBD vaccine can generate specific antibodies aiming at RBD, and the specific antibody titer is high. In the embodiment of the invention, the nano neocorona vaccine realizes stronger immunogenicity in a mouse test and can generate high-titer antibodies.

The invention has the beneficial effects that:

a brand-new vaccine technical platform is developed for a framework loaded CpG molecule and recombinant protein based on a graphene oxide material and combined with the recombinant protein of the RBD region of the Spike protein of SAR-CoV-2 to prepare a novel nano coronavirus vaccine, a high-titer specific antibody aiming at the RBD can be generated in a mouse body, and a strong support is provided for prevention and treatment of novel coronavirus.

Drawings

In order to more clearly illustrate the technical solutions in the embodiments of the present application, the drawings needed to be used in the embodiments will be briefly described below, and it is obvious that the drawings in the following description are only some embodiments of the present application, and it is obvious for those skilled in the art to obtain other drawings without creative efforts.

FIG. 1 is a schematic diagram and time schematic representation of GO-Car-carnosine-CpG-RBD vaccine mouse immunization;

FIG. 2 shows the change of specific RBD antibody in serum 28 days after the mice were immunized and the change of cytokine production by spleen cells 42 days after the mice were immunized.

Detailed Description

The technical solutions in the embodiments of the present application will be described clearly and completely below, and it should be understood that the described embodiments are only a part of the embodiments of the present application, and not all embodiments. All other embodiments, which can be derived by a person skilled in the art from the embodiments given herein without making any creative effort, shall fall within the protection scope of the present application. Methods and techniques not specifically described may be performed using techniques conventionally known in the art. For example, refer to molecular cloning handbook of cold spring harbor.

Example 1

Preparation process of Graphene Oxide (GO) -carnosine-CpG-RBD recombinant protein vaccine preparation

Selecting a TLR9 receptor nucleic acid sequence CpG ODN M362 which has cross reaction to both human and mouse, wherein the specific sequence is as follows: 5'-TCGTCGTCGTTTC: GAACGACGTTGAT-3' (25 mer, SEQ ID NO 1), coupling GO with carnosine using a modification of the EDC-NHS reaction, 26mg of a lyophilized powder of GO was added to 5.20 mL of phosphate buffer (PBS, pH = 7.4) and sonicated (200W, 40 kHz) at 25 °C for 3 h. The GO solution was activated by the addition of 6.82 mg EDC (N1-((ethylimino) methyl-ene)-N3, N3-dimethyl propane-1,3-diamine, Chinese: 1-(3-dimethylaminopropyl)-3-ethylcarbodiimide) and 7.73 mg NHS (N-N-hydroxysuccinimide) at 25 °C. Excess EDC/sulfo-NHS was removed from the reaction solution by ultrafiltration and the pH of the solution was then adjusted to 7.4. Then, 40mg of carnosine, 1.2ug CpG, and various concentrations of RBD recombinant protein were added to the solution and reacted with activated GO at 25 °C for 2 h. Subsequently, excess unconjugated protein was removed from the reaction solution by ultrafiltration. The prepared product is marked as GO-Car-carnosine-CpG-RBD vaccine. Finally, GO-Car-carnosine-CpG-RBD vaccine solution was contacted with sterile filter (0.22 um) and stored in sterile containers at 4 °C for subsequent experiments.

Example 2

Test of Graphene Oxide (GO) -carnosine-CpG-RBD recombinant protein vaccine immunized mice

6-week-old female BALB/c mice were immunized by subcutaneous injection at 0, 14, and 28 days, respectively, for 28 days and 42 days according to the schedule shown in FIG. 1, blood was collected by drawing blood at , and serum was separated and tested for specific antibodies against RBD. Mice were sacrificed at 42 days, splenocytes isolated, and tested for specific T cell immune responses and cytokine secretion.

Grouping and dose determination of immunized mice:

1. (graphene oxide + carnosine) + 1.2ug cpG +3ug RBD

(graphene oxide + carnosine) + 1.2ug cpG +6ug RBD

3. Aluminum hydroxide +6ug RBD (1: 1)

4. 6ug RBD

5. Liposome (lipo) +6ug RBD group

Mouse strains: BALB/c mic (n = 6).

The schedule for immunization of mice with the GO-Car-carnosine-CpG-RBD vaccine is: blood was collected and first immunized as starting point for immunization of mice. And (5) collecting blood for the second time on the 7 th day, and inspecting a new corona virus adding system to master the principle. Collecting blood for the third time on day 14, and enhancing immunity. Collecting blood for the fourth time on day 28, enhancing immunity, detecting antibody in serum, and if positive, preparing to collect spleen cells. The fifth blood collection on day 42, after which the blood was sacrificed and splenocytes were isolated and subjected to cytokine experiments.

The test results show that 3ug and 6ug groups of the GO-Car-carnosine-CpG-RBD vaccine generate high-titer specific antibodies for RBD after mice are immunized, and the GO-Car-carnosine-CpG-RBD vaccine is significantly different from the

traditional adjuvant group, the RBD group and the liposome group (figure 2). Further analyzing the specific immune response of the T cells separated from the spleen, the result shows that the GO-Car-carnosine-CpG-RBD vaccine can stimulate the organism to generate specific IFN-gamma cytokines, improve the immunity of the organism and resist the epidemic situation of new coronavirus.

The above description is only for the specific embodiments of the present application, but the scope of the present application is not limited thereto, and any changes or substitutions that can be easily conceived by those skilled in the art within the technical scope of the present disclosure should be covered within the scope of the present application. Therefore, the protection scope of the present application shall be subject to the protection scope of the claims.

SEQUENCE LISTING

<110> Shanghai nanotechnology and applied national center for engineering research Ltd

<120> nano novel coronavirus recombinant vaccine using graphene oxide as carrier

<130> 20200920

<160> 2

<170> PatentIn version 3.5

<210> 1

<211> 25

<212> DNA

<213> Artificial Sequence

<220>

<223> Artificial sequence

<400> 1

tcgtcgtcgt tcgaacgacg ttgat 25

<210> 2

<211> 192

<212> PRT

<213> Artificial Sequence

<220>

<223> Artificial sequence

<400> 2

Pro Asn Ile Thr Asn Leu Cys Pro Phe Gly Glu Val Phe Asn Ala Thr

1 5 10 15

Arg Phe Ala Ser Val Tyr Ala Trp Asn Arg Lys Arg Ile Ser Asn Cys

20 25 30

Val Ala Asp Tyr Ser Val Leu Tyr Asn Ser Ala Ser Phe Ser Thr Phe

35 40 45

Lys Cys Tyr Gly Val Ser Pro Thr Lys Leu Asn Asp Leu Cys Phe Thr

50 55 60

Asn Val Tyr Ala Asp Ser Phe Val Ile Arg Gly Asp Glu Val Arg Gln

65 70 75 80

Ile Ala Pro Gly Gln Thr Gly Lys Ile Ala Asp Tyr Asn Tyr Lys Leu

85 90 95

Pro Asp Asp Phe Thr Gly Cys Val Ile Ala Trp Asn Ser Asn Asn Leu

100 105 110

Asp Ser Lys Val Gly Gly Asn Tyr Asn Tyr Leu Tyr Arg Leu Phe Arg

115 120 125

Lys Ser Asn Leu Lys Pro Phe Glu Arg Asp Ile Ser Thr Glu Ile Tyr

130 135 140

Gln Ala Gly Ser Thr Pro Cys Asn Gly Val Glu Gly Phe Asn Cys Tyr

145 150 155 160

Phe Pro Leu Gln Ser Tyr Gly Phe Gln Pro Thr Asn Gly Val Gly Tyr

165 170 175

Gln Pro Tyr Arg Val Val Val Leu Ser Phe Glu Leu Leu His Ala Pro

180 185 190

Similar Documents

Publication	Publication Date	Title
EP0812209B1	2004-05-06	Cochleate delivery vehicles for biologically relevant molecules
Sokolova et al.	2015	The potential of nanoparticles for the immunization against viral infections
JP2002508333A	2002-03-19	vaccine
WO2004052395A1	2004-06-24	L2-peptide of the human papillomavirus associated with virus-like particles
WO2007113633A2	2007-10-11	Immunogenic compositions comprising cat allergen fel dl
CA2521038C	2011-10-04	Polypeptide comprising cell adhesion motif, t cell epitope and b cell epitope for inducing antibody production
JP2003523401A	2003-08-05	A novel non-antigenic mucosal adjuvant formulation that modulates the effects of substances, including vaccine antigens, by contacting the mucosal body surface
JP2017520556A	2017-07-27	Compositions, methods, and therapies for administering antigenic peptides
CA2246754C	2002-10-22	Cochleate delivery vehicles
KR101751376B1	2017-07-11	Mucosal vaccine
AU2011239941B2	2015-07-16	Method of vaccination
Khawaja et al.	2012	Enhanced magnitude and breadth of neutralizing humoral response to a DNA vaccine targeting the DHBV envelope protein delivered by in vivo electroporation
Osorio et al.	2003	Immune responses to hepatitis B surface antigen following epidermal powder immunization
CN112220919A	2021-01-15	Nano coronavirus recombinant vaccine taking graphene oxide as carrier
TW575427B	2004-02-11	Pharmaceutical composition for prevention or amelioration of Varicella or Zoster
CN101717433A	2010-06-02	Polypeptide immunogen, preparation method and application thereof
US9060984B2	2015-06-23	Recombinant HIV-1 envelope proteins comprising stabilizing two-cysteine mini-domains in gp41
US20120231044A1	2012-09-13	Vaccine formulation of mannose coated peptide particles
JPWO2009001673A1	2010-08-26	ATP-containing immune adjuvant
JP2001505763A	2001-05-08	HIV P-17 peptide fragment, composition containing the same, and methods for producing and using the same
JP5960064B2	2016-08-02	Immunogenic compositions against human progastrin peptides
Heath et al.	2020	Shaping modern vaccines: adjuvant systems using MicroCrystalline Tyrosine (MCT®)
CN102757500B	2014-06-25	Pegylation modifier of long-acting thymosin alpha1
JP2019522020A	2019-08-08	Peptides with the ability to penetrate cell membranes
EP3621645A1	2020-03-18	Bivalent dengue/hepatitis b vaccines

Priority And Related Applications

Priority Applications (1)

Application	Priority date	Filing date	Title
CN202011031367.1A	2020-09-27	2020-09-27	Nano coronavirus recombinant vaccine taking graphene oxide as carrier

Applications Claiming Priority (1)

Application	Filing date	Title
CN202011031367.1A	2020-09-27	Nano coronavirus recombinant vaccine taking graphene oxide as carrier


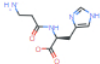
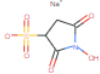
Legal Events

Date	Code	Title	Description
2021-01-15	PB01	Publication	
2021-01-15	PB01	Publication	
2021-02-02	SE01	Entry into force of request for substantive examination	

Concepts

machine-extracted

[Download](#) Filter table

Name	Image	Sections	Count	Query match
● vaccines		title,claims,abstract,description	67	0.000
● Coronaviridae		title,claims,abstract,description	35	0.000
● carbon		title,claims,abstract,description	35	0.000
● graphene		title,claims,abstract,description	31	0.000
● carrier		title,description	4	0.000
● carnosine zwitterion		claims,abstract,description	24	0.000
● Carnosine		claims,abstract,description	23	0.000
● Carnosine		claims,abstract,description	23	0.000
● antibodies		claims,abstract,description	11	0.000
● antibodies		claims,abstract,description	11	0.000
● receptors		claims,abstract,description	8	0.000
● receptors		claims,abstract,description	8	0.000
● preparation method		claims,abstract,description	7	0.000
● Coding region		claims,abstract,description	4	0.000
● prevention		claims,abstract,description	4	0.000
● solution		claims,description	25	0.000
● Recombinant Proteins		claims,description	16	0.000
● Recombinant Proteins		claims,description	16	0.000
● chemical reaction		claims,description	16	0.000
● proteins and genes		claims,description	8	0.000
● proteins and genes		claims,description	8	0.000
● ultra-filtration		claims,description	8	0.000
● sodium;1-hydroxy-2,5-dioxopyrrolidine-3-sulfonate		claims,description	6	0.000
● drug		claims,description	5	0.000
● method		claims,description	4	0.000
● phosphate buffer		claims,description	4	0.000
● CDSN		claims,description	3	0.000
● CDSN		claims,description	3	0.000
● HI_0216		claims,description	3	0.000
● MPN_201		claims,description	3	0.000
● MPN_285		claims,description	3	0.000
● MPN_289		claims,description	3	0.000
● MPN_290		claims,description	3	0.000
● MPN_343		claims,description	3	0.000
● MPN_365		claims,description	3	0.000

● MPN_615	claims,description	3	0.000
● MPN_638	claims,description	3	0.000
● neutralization	claims,description	3	0.000
● powder	claims,description	3	0.000
● prrB	claims,description	3	0.000
● CpG	claims,description	2	0.000
● phosphate buffer solution	claims,description	2	0.000
● therapy by ultrasound	claims,description	2	0.000
● coronavirus receptor	claims	4	0.000
● sonication	claims	1	0.000
● experimental method	abstract,description	5	0.000
● COVID-19 virus	abstract,description	4	0.000
● nanomaterial	abstract,description	3	0.000
Show all concepts from the description section			